

ANNEX 1 - TEST SETUP PHOTOS

Power Line Conducted Emissions




ANNEX 1 - TEST SETUP PHOTOS

Power Line Conducted Emissions




ANNEX 1 - TEST SETUP PHOTOS

**Radiated Emissions @ 3 m, Orthogonal Position 1
EUT with 15 dBi Omni-directional Antenna and 2.5 dB Assembly Cable Loss**



ANNEX 1 - TEST SETUP PHOTOS

**Radiated Emissions @ 3 m, Orthogonal Position 2
EUT with 15.0 dBi Yagi Antenna and 6.5 dB Assembly Cable Loss**




ANNEX 1 - TEST SETUP PHOTOS

**Radiated Emissions @ 3 m, Orthogonal Position 3
EUT with 19.0 dBi Flat Panel Antenna and 11.5 dB Assembly Cable Loss**



ANNEX 1 - TEST SETUP PHOTOS

**Radiated Emissions @ 3 m
EUT with 2.1 dBi Dipole Antenna**



ANNEX 1 - TEST SETUP PHOTOS

Radiated Emissions @ 3 m
EUT with 1.5 dBi Monopole (Integrated Whip) Antenna

