



## 7. SETUP PHOTOS

### Sync Mode


#### RADIATED EMISSIONS MEASUREMENT SETUP




RADIATED FRONT PHOTO (BELOW 1 GHz)



RADIATED BACK PHOTO (BELOW 1 GHz)



RADIATED FRONT PHOTO (ABOVE 1-18 GHz)



RADIATED BACK PHOTO (ABOVE 1-18 GHz)




RADIATED FRONT PHOTO (ABOVE 18-40 GHz)




RADIATED BACK PHOTO (ABOVE 18-40 GHz)

**Charging Mode**


**RADIATED EMISSIONS MEASUREMENT SETUP**




RADIATED FRONT PHOTO (BELOW 1 GHz)



RADIATED BACK PHOTO (BELOW 1 GHz)



RADIATED FRONT PHOTO (ABOVE 1-18 GHz)



RADIATED BACK PHOTO (ABOVE 1-18 GHz)



RADIATED FRONT PHOTO (ABOVE 18-40 GHz)




RADIATED BACK PHOTO (ABOVE 18-40 GHz)



**POWERLINE CONDUCTED EMISSIONS MEASUREMENT SETUP**



LINE CONDUCTED FRONT PHOTO (SYNC MODE)



LINE CONDUCTED SIDE VIEW PHOTO (SYNC MODE)



LINE CONDUCTED FRONT PHOTO  
(CHARGING MODE)



LINE CONDUCTED FRONT PHOTO  
(CHARGING MODE)

**END OF REPORT**