# APPENDIX A: SAR TEST DATA

© 2022 PCTEST

# PCTEST

## DUT: BCGA2589; Type: Tablet Device; Serial: T56JJ392YN

Communication System: UID:10011 - CAB, WCDMA; MAIA: Y; Frequency: 826.4 MHz
Medium: 835 Body; Medium parameters used:
f = 826.4 MHz; cond = 0.988 S/m; perm = 53.1; density = 1000 kg/ $m^3$
Phantom Section: Flat; Space: 0.00 mm

Test Date: 12/14/2021; Ambient Temp: 24.2°C; Tissue Temp: 21.2°C

Probe: EX3DV4 - SN7416; ConvF:(9.66,9.66,9.66); Calibrated: 2021-05-18
Sensor-Surface: 1.4mm (VMS + 6p)
Electronics: DAE4 Sn701; Calibrated: 2021-05-11
Phantom: Twin-SAM V8.0; Serial: 1357
Measurement SW: DASY Module SAR V16.0.0.116

## Mode: UMTS 850, Antenna 4, Body SAR, Left Edge, Low.ch

**Area Scan (40.0 x 300.0):** Measurement grid: dx=5.0 mm, dy=15.0 mm
**Zoom Scan (30.0 x 30.0 x 30.0):** Measurement grid: dx=3.2 mm, dy=3.2 mm, dz=1.2 mm; Graded Ratio: 1.2
Reference Value = 1.69 W/kg; Power Drift = 0.01 dB
Peak SAR (extrapolated) = 6.05 W/kg
**SAR(1 g) = 0.948 W/kg; SAR(10 g) = 0.357 W/kg**
Smallest distance from peaks to all points 3 dB below is 3.7 mm
Ratio of SAR at M2 to SAR at M1 = 51.3 %



# PCTEST

## DUT: BCGA2589; Type: Tablet Device; Serial: RRFNYFJ9CV

Communication System: UID:10011 - CAB, WCDMA; MAIA: Y; Frequency: 1752.6 MHz
Medium: 1750 Body; Medium parameters used:
f = 1752.6 MHz; cond = 1.55 S/m; perm = 52.8; density = 1000 kg/ $m^3$
Phantom Section: Flat; Space: 0.00 mm

Test Date: 12/14/2021; Ambient Temp: 22.9°C; Tissue Temp: 20.4°C

Probe: EX3DV4 - SN7421; ConvF:(7.92,7.92,7.92); Calibrated: 2021-03-17
Sensor-Surface: 1.4mm (VMS + 6p)
Electronics: DAE4 Sn604; Calibrated: 2021-08-02
Phantom: Twin-SAM V8.0; Serial: 1944
Measurement SW: DASY Module SAR V16.0.0.116

## Mode: UMTS 1750, Antenna 2a, Body SAR. Back side, High. ch

**Area Scan (210.0 x 300.0):** Measurement grid: dx=15.0 mm, dy=15.0 mm
**Zoom Scan (30.0 x 30.0 x 30.0):** Measurement grid: dx=4.4 mm, dy=4.4 mm, dz=1.4 mm; Graded Ratio: 1.4
Reference Value = 0.70 W/kg; Power Drift = 0.02 dB
Peak SAR (extrapolated) = 3.11 W/kg
**SAR(1 g) = 0.948 W/kg; SAR(10 g) = 0.430 W/kg**
Smallest distance from peaks to all points 3 dB below is 5.3 mm
Ratio of SAR at M2 to SAR at M1 = 62.0 %



# PCTEST

## DUT: BCGA2589; Type: Tablet Device; Serial: H4P42VGK7F

Communication System: UID:10011 - CAB, WCDMA; MAIA: Y; Frequency: 1907.6 MHz
Medium: 1900 Body; Medium parameters used:
f = 1907.6 MHz; cond = 1.59 S/m; perm = 52.7; density = 1000 kg/ $m^3$
Phantom Section: Flat; Space: 0.00 mm

Test Date: 12/11/2021; Ambient Temp: 21.1°C; Tissue Temp: 20.3°C

Probe: EX3DV4 - SN7546; ConvF:(7.78,7.78,7.78); Calibrated: 2021-07-21
Sensor-Surface: 1.4mm (VMS + 6p)
Electronics: DAE4 Sn1402; Calibrated: 2021-07-14
Phantom: Twin-SAM V8.0; Serial: 1936
Measurement SW: DASY Module SAR V16.0.0.116

## Mode: UMTS 1900, Antenna 3a, Body SAR, Right edge, High. ch

**Area Scan (40.0 x 300.0):** Measurement grid: dx=5.0 mm, dy=15.0 mm
**Zoom Scan (30.0 x 30.0 x 30.0):** Measurement grid: dx=3.2 mm, dy=3.2 mm, dz=1.2 mm; Graded Ratio: 1.2
Reference Value = 0.68 W/kg; Power Drift = 0.01 dB
Peak SAR (extrapolated) = 3.57 W/kg
**SAR(1 g) = 0.778 W/kg; SAR(10 g) = 0.289 W/kg**
Smallest distance from peaks to all points 3 dB below is 3.7 mm
Ratio of SAR at M2 to SAR at M1 = 68.9 %



# PCTEST

## DUT: BCGA2589; Type: Tablet Device; Serial: T56JJ392YN

Communication System: UID:10169 - CAE, LTE-FDD; MAIA: Y; Frequency: 680.5 MHz
Medium: 750 Body; Medium parameters used:
f = 680.5 MHz; cond = 0.921 S/m; perm = 53.5; density = 1000 kg/ $m^3$
Phantom Section: Flat; Space: 0.00 mm

Test Date: 1/03/2022; Ambient Temp: 23.1°C; Tissue Temp: 23.1°C

Probe: EX3DV4 - SN7427; ConvF:(10.5,10.5,10.5); Calibrated: 2021-02-17
Sensor-Surface: 1.4mm (VMS + 6p)
Electronics: DAE4 Sn1403; Calibrated: 2021-02-11
Phantom: Twin-SAM V8.0; Serial: 2034
Measurement SW: DASY Module SAR V16.0.0.116

## Mode: LTE Band 71, Antenna 3b, Body SAR, Back Side, 20 MHz Bandwidth, Mid.ch, QPSK, 1 RB, 0 RB Offset

**Area Scan (210.0 x 300.0):** Measurement grid: dx=15.0 mm, dy=15.0 mm
**Zoom Scan (30.0 x 30.0 x 30.0):** Measurement grid: dx=4.0 mm, dy=4.0 mm, dz=1.4 mm; Graded Ratio: 1.4
Reference Value = 0.77 W/kg; Power Drift = 0.00 dB
Peak SAR (extrapolated) = 2.04 W/kg
**SAR(1 g) = 0.805 W/kg; SAR(10 g) = 0.393 W/kg**
Smallest distance from peaks to all points 3 dB below is 5.6 mm
Ratio of SAR at M2 to SAR at M1 = 74.1 %



# PCTEST

## DUT: BCGA2589; Type: Tablet Device; Serial: T56JJ392YN

Communication System: UID:10108 - CAG, LTE-FDD; MAIA: Y; Frequency: 707.5 MHz
Medium: 750 Body; Medium parameters used:
f = 707.5 MHz; cond = 0.925 S/m; perm = 53.7; density = 1000 kg/ $m^3$
Phantom Section: Flat; Space: 0.00 mm

Test Date: 12/18/2021; Ambient Temp: 21.6°C; Tissue Temp: 21.7°C

Probe: EX3DV4 - SN7427; ConvF:(10.5,10.5,10.5); Calibrated: 2021-02-17
Sensor-Surface: 1.4mm (VMS + 6p)
Electronics: DAE4 Sn1403; Calibrated: 2021-02-11
Phantom: Twin-SAM V8.0; Serial: 2034
Measurement SW: DASY Module SAR V16.0.0.116

## Mode: LTE Band 12, Antenna 3b, Body SAR, Top edge, Mid.ch, 10 MHz Bandwidth, QPSK, 50 RB, 0 RB

**Area Scan (40.0 x 210.0):** Measurement grid: dx=5.0 mm, dy=15.0 mm
**Zoom Scan (30.0 x 30.0 x 30.0):** Measurement grid: dx=4.4 mm, dy=4.4 mm, dz=1.4 mm; Graded Ratio: 1.4
Reference Value = 0.58 W/kg; Power Drift = -0.02 dB
Peak SAR (extrapolated) = 2.04 W/kg
**SAR(1 g) = 0.655 W/kg; SAR(10 g) = 0.315 W/kg**
Smallest distance from peaks to all points 3 dB below is 5.6 mm
Ratio of SAR at M2 to SAR at M1 = 63.6 %

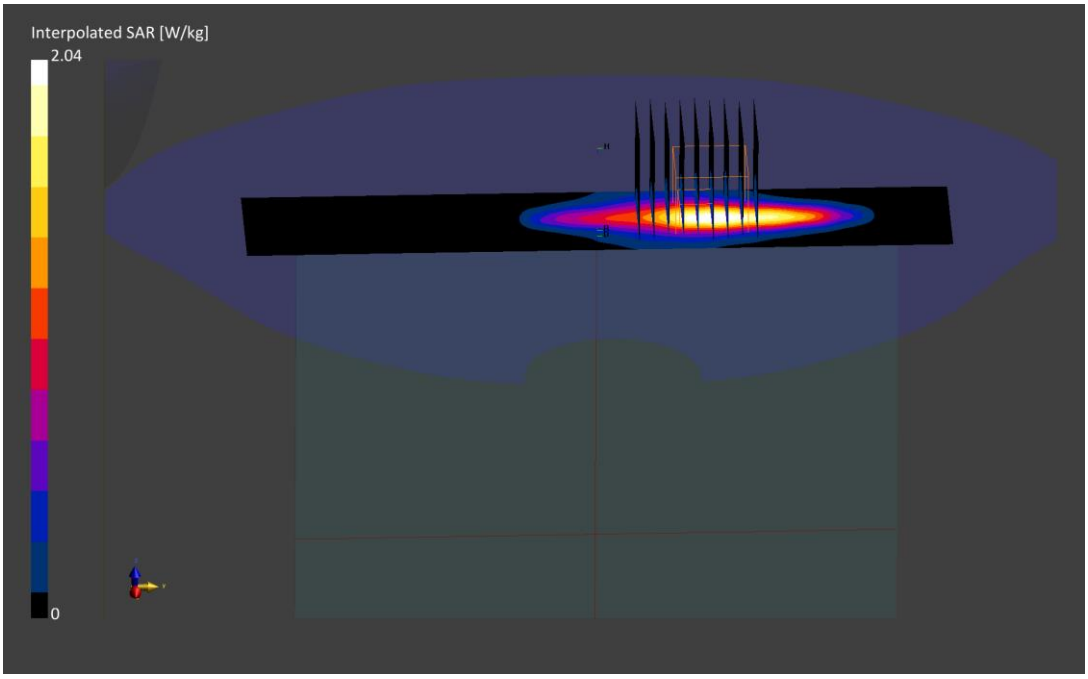

# PCTEST

## DUT: BCGA2589; Type: Tablet Device; Serial: JFPF0XQ24V

Communication System: UID:10108 - CAG, LTE-FDD; MAIA: Y; Frequency: 782.0 MHz
Medium: 750 Body; Medium parameters used:
f = 782.0 MHz; cond = 0.947 S/m; perm = 53.9; density = 1000 kg/ $m^3$
Phantom Section: Flat; Space: 0.00 mm

Test Date: 12/09/2021; Ambient Temp: 21.9°C; Tissue Temp: 21.3°C

Probe: EX3DV4 - SN7427; ConvF:(10.5,10.5,10.5); Calibrated: 2021-02-17
Sensor-Surface: 1.4mm (VMS + 6p)
Electronics: DAE4 Sn1403; Calibrated: 2021-02-11
Phantom: Twin-SAM V8.0; Serial: 2034
Measurement SW: DASY Module SAR V16.0.0.116

## Mode: LTE Band 13, Antenna 4, Body SAR, Left Edge, Mid.ch, 10 MHz Bandwidth, QPSK, 50 RB, 0 RB Offset

**Area Scan (42.0 x 300.0):** Measurement grid: dx=5.0 mm, dy=15.0 mm
**Zoom Scan (30.0 x 30.0 x 30.0):** Measurement grid: dx=3.5 mm, dy=3.5 mm, dz=1.2 mm; Graded Ratio: 1.2
Reference Value = 0.55 W/kg; Power Drift = -0.03 dB
Peak SAR (extrapolated) = 4.23 W/kg
**SAR(1 g) = 0.669 W/kg; SAR(10 g) = 0.253 W/kg**
Smallest distance from peaks to all points 3 dB below is 4.2 mm
Ratio of SAR at M2 to SAR at M1 = 51.2 %



# PCTEST

## DUT: BCGA2589; Type: Tablet Device; Serial: T56JJ392YN

Communication System: UID:10108 - CAG, LTE-FDD; MAIA: Y; Frequency: 793.0 MHz
Medium: 750 Body; Medium parameters used:
f = 793.0 MHz; cond = 0.958 S/m; perm = 53.6; density = 1000 kg/ $m^3$
Phantom Section: Flat; Space: 0.00 mm

Test Date: 12/11/2021; Ambient Temp: 22.4°C; Tissue Temp: 21.3°C

Probe: EX3DV4 - SN7427; ConvF:(10.5,10.5,10.5); Calibrated: 2021-02-17
Sensor-Surface: 1.4mm (VMS + 6p)
Electronics: DAE4 Sn1403; Calibrated: 2021-02-11
Phantom: Twin-SAM V8.0; Serial: 2034
Measurement SW: DASY Module SAR V16.0.0.116

## Mode: LTE Band 14, Antenna 3b, Body SAR, Back side, Mid.ch, 10 MHz Bandwidth, QPSK, 50 RB, 0 RB Offset

**Area Scan (210.0 x 300.0):** Measurement grid: dx=15.0 mm, dy=15.0 mm
**Zoom Scan (30.0 x 30.0 x 30.0):** Measurement grid: dx=3.6 mm, dy=3.6 mm, dz=1.4 mm; Graded Ratio: 1.4
Reference Value = 0.59 W/kg; Power Drift = 0.00 dB
Peak SAR (extrapolated) = 1.65 W/kg
**SAR(1 g) = 0.639 W/kg; SAR(10 g) = 0.313 W/kg**
Smallest distance from peaks to all points 3 dB below is 5.0 mm
Ratio of SAR at M2 to SAR at M1 = 72.8 %

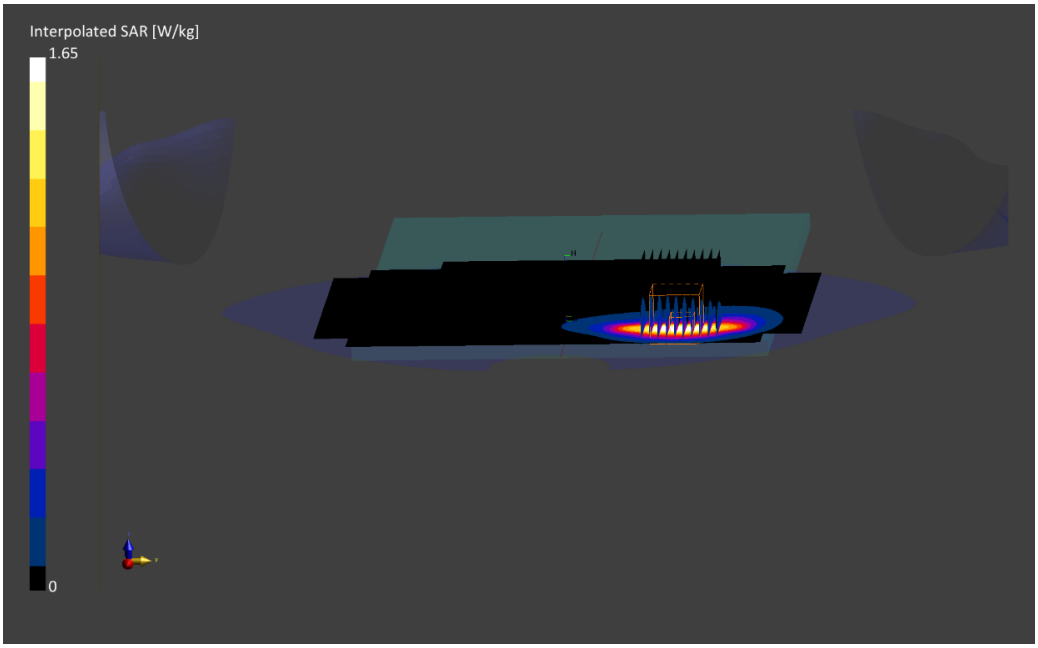

# PCTEST

## DUT: BCGA2589; Type: Tablet Device; Serial: LVX4YX3VT0

Communication System: UID:10154 - CAG, LTE-FDD; MAIA: Y; Frequency: 831.5 MHz
Medium: 835 Body; Medium parameters used:
f = 831.5 MHz; cond = 0.980 S/m; perm = 54.1; density = 1000 kg/ $m^3$
Phantom Section: Flat; Space: 0.00 mm

Test Date: 12/12/2021; Ambient Temp: 20.3°C; Tissue Temp: 20.8°C

Probe: EX3DV4 - SN7416; ConvF:(9.66,9.66,9.66); Calibrated: 2021-05-18
Sensor-Surface: 1.4mm (VMS + 6p)
Electronics: DAE4 Sn701; Calibrated: 2021-05-11
Phantom: Twin-SAM V8.0; Serial: 1357
Measurement SW: DASY Module SAR V16.0.0.116

## Mode: LTE Band 26, Antenna 4, Body SAR, Left Edge, 10 MHz Bandwidth, Mid.ch, QPSK, 25 RB, 12 RB Offset

**Area Scan (40.0 x 300.0):** Measurement grid: dx=5.0 mm, dy=15.0 mm
**Zoom Scan (30.0 x 30.0 x 30.0):** Measurement grid: dx=2.8 mm, dy=2.8 mm, dz=1.2 mm; Graded Ratio: 1.2
Reference Value = 1.52 W/kg; Power Drift = -0.04 dB
Peak SAR (extrapolated) = 6.67 W/kg
**SAR(1 g) = 0.951 W/kg; SAR(10 g) = 0.359 W/kg**
Smallest distance from peaks to all points 3 dB below is 3.3 mm
Ratio of SAR at M2 to SAR at M1 = 49.7 %



# PCTEST

## DUT: BCGA2589; Type: Tablet Device; Serial: V046Y0K0HR

Communication System: UID:10108 - CAG, LTE-FDD; MAIA: Y; Frequency: 836.5 MHz
Medium: 835 Body; Medium parameters used:
f = 836.5 MHz; cond = 1.01 S/m; perm = 52.7; density = 1000 kg/ $m^3$
Phantom Section: Flat; Space: 0.00 mm

Test Date: 12/16/2021; Ambient Temp: 23.1°C; Tissue Temp: 20.6°C

Probe: EX3DV4 - SN7416; ConvF:(9.66,9.66,9.66); Calibrated: 2021-05-18
Sensor-Surface: 1.4mm (VMS + 6p)
Electronics: DAE4 Sn701; Calibrated: 2021-05-11
Phantom: Twin-SAM V8.0; Serial: 1357
Measurement SW: DASY Module SAR V16.0.0.116

## Mode: LTE Band 5 ULCA, Antenna 4, Body SAR, Left edge, Mid.ch, PCC: 10 MHz Bandwidth, QPSK, Ch.20525, 50 RB, 0 RB Offset; SCC: 5 MHz Bandwidth, QPSK, Ch. 20453, 25 RB 0 RB Offset

**Area Scan (40.0 x 300.0):** Measurement grid: dx=5.0 mm, dy=15.0 mm
**Zoom Scan (30.0 x 30.0 x 30.0):** Measurement grid: dx=3.1 mm, dy=3.1 mm, dz=1.2 mm; Graded Ratio: 1.2
Reference Value = 1.74 W/kg; Power Drift = 0.00 dB
Peak SAR (extrapolated) = 4.95 W/kg
**SAR(1 g) = 0.777 W/kg; SAR(10 g) = 0.284 W/kg**
Smallest distance from peaks to all points 3 dB below is 3.9 mm
Ratio of SAR at M2 to SAR at M1 = 52.1 %



# PCTEST

## DUT: BCGA2589; Type: Tablet Device; Serial: RRFNYFJ9CV

Communication System: UID:10297 - AAD, LTE-FDD; MAIA: Y; Frequency: 1770.0 MHz
Medium: 1750 Body; Medium parameters used:
f = 1770.0 MHz; cond = 1.56 S/m; perm = 52.1; density = 1000 kg/ $m^3$
Phantom Section: Flat; Space: 0.00 mm

Test Date: 12/09/2021; Ambient Temp: 22.9°C; Tissue Temp: 20.8°C

Probe: EX3DV4 - SN7421; ConvF:(7.92,7.92,7.92); Calibrated: 2021-03-17
Sensor-Surface: 1.4mm (VMS + 6p)
Electronics: DAE4 Sn604; Calibrated: 2021-08-02
Phantom: Twin-SAM V8.0; Serial: 1944
Measurement SW: DASY Module SAR V16.0.0.116

## Mode: LTE Band 66, Antenna 1a, Body SAR, Left Edge, High.ch, 20 MHz Bandwidth, QPSK, 50 RB, 25 RB Offset

**Area Scan (42.0 x 300.0):** Measurement grid: dx=5.0 mm, dy=15.0 mm
**Zoom Scan (30.0 x 30.0 x 30.0):** Measurement grid: dx=3.2 mm, dy=3.2 mm, dz=1.2 mm; Graded Ratio: 1.2
Reference Value = 0.727 W/kg; Power Drift = 0.01 dB
Peak SAR (extrapolated) = 4.42 W/kg
**SAR(1 g) = 0.911 W/kg; SAR(10 g) = 0.358 W/kg**
Smallest distance from peaks to all points 3 dB below is 4.2 mm
Ratio of SAR at M2 to SAR at M1 = 59.8 %



# PCTEST

## DUT: BCGA2589; Type: Tablet Device; Serial: K0V2HLHF2L

Communication System: UID:10297 - AAD, LTE-FDD; MAIA: Y; Frequency: 1860.0 MHz
Medium: 1900 Body; Medium parameters used:
f = 1860.0 MHz; cond = 1.53 S/m; perm = 51.6; density = 1000 kg/ $m^3$
Phantom Section: Flat; Space: 0.00 mm

Test Date: 12/15/2021; Ambient Temp: 23.3°C; Tissue Temp: 21.6°C

Probe: EX3DV4 - SN7420; ConvF:(7.84,7.84,7.84); Calibrated: 2021-10-27
Sensor-Surface: 1.4mm (VMS + 6p)
Electronics: DAE4 Sn1333; Calibrated: 2021-10-20
Phantom: Twin-SAM V8.0; Serial: 2029
Measurement SW: DASY Module SAR V16.0.0.116

## Mode: LTE Band 25, Antenna 2a, Body SAR, Back side, Low.ch, 20 MHz Bandwidth, QPSK, 50 RB, 0 RB Offset

**Area Scan (210.0 x 300.0):** Measurement grid: dx=15.0 mm, dy=15.0 mm
**Zoom Scan (30.0 x 30.0 x 30.0):** Measurement grid: dx=4.5 mm, dy=4.5 mm, dz=1.4 mm; Graded Ratio: 1.4
Reference Value = 0.73 W/kg; Power Drift = 0.00 dB
Peak SAR (extrapolated) = 2.64 W/kg
**SAR(1 g) = 0.819 W/kg; SAR(10 g) = 0.386 W/kg**
Smallest distance from peaks to all points 3 dB below is 5.2 mm
Ratio of SAR at M2 to SAR at M1 = 65.3 %



# PCTEST

## DUT: BCGA2589; Type: Tablet Device; Serial: LVX4YX3VT0

Communication System: UID:10154 - CAG, LTE-FDD; MAIA: Y; Frequency: 2310.0 MHz
Medium: 2300 Body; Medium parameters used:
f = 2310.0 MHz; cond = 1.77 S/m; perm = 52.4; density = 1000 kg/ $m^3$
Phantom Section: Flat; Space: 0.00 mm

Test Date: 12/07/2021; Ambient Temp: 21.2°C; Tissue Temp: 21.9°C

Probe: EX3DV4 - SN7420; ConvF:(7.57,7.57,7.57); Calibrated: 2021-10-27
Sensor-Surface: 1.4mm (VMS + 6p)
Electronics: DAE4 Sn1333; Calibrated: 2021-10-20
Phantom: Twin-SAM V8.0; Serial: 2029
Measurement SW: DASY Module SAR V16.0.0.116

## Mode: LTE Band 30, Antenna 4, Body SAR, Left Edge, 10 MHz Bandwidth, Mid.ch, QPSK, 25 RB, 25 RB Offset

**Area Scan (40.0 x 280.0):** Measurement grid: dx=5.0 mm, dy=10.0 mm
**Zoom Scan (30.0 x 30.0 x 30.0):** Measurement grid: dx=3.2 mm, dy=3.2 mm, dz=1.2 mm; Graded Ratio: 1.2
Reference Value = 0.87 W/kg; Power Drift = -0.01 dB
Peak SAR (extrapolated) = 2.84 W/kg
**SAR(1 g) = 0.775 W/kg; SAR(10 g) = 0.280 W/kg**
Smallest distance from peaks to all points 3 dB below is 4.6 mm
Ratio of SAR at M2 to SAR at M1 = 72.4 %



# PCTEST

## DUT: BCGA2589; Type: Tablet Device; Serial: RP04M6VR9H

Communication System: UID:10169 - CAE, LTE-FDD; MAIA: Y; Frequency: 2510.0 MHz
Medium: 2450 Body; Medium parameters used:
f = 2510.0 MHz; cond = 2.05 S/m; perm = 50.5; density = 1000 kg/ $m^3$
Phantom Section: Flat; Space: 0.00 mm

Test Date: 01/03/2022; Ambient Temp: 20.0°C; Tissue Temp: 19.6°C

Probe: EX3DV4 - SN3837; ConvF:(7.46,7.46,7.46); Calibrated: 2021-01-18
Sensor-Surface: 1.4mm (VMS + 6p)
Electronics: DAE4 Sn793; Calibrated: 2021-01-13
Phantom: Twin-SAM V8.0; Serial: 1736
Measurement SW: DASY Module SAR V16.0.0.116

## Mode: LTE Band 7 ULCA, Antenna 1a, Body SAR, Back Side, Low.ch, PCC: 20 MHz Bandwidth, QPSK, Ch. 20850, 1 RB, 99 RB Offset; SCC: 20 MHz Bandwidth, QPSK, Ch. 21048, QPSK, 1 RB, 0 RB Offset

**Area Scan (220.0 x 280.0):** Measurement grid: dx=10.0 mm, dy=10.0 mm
**Zoom Scan (30.0 x 30.0 x 30.0):** Measurement grid: dx=4.1 mm, dy=4.1 mm, dz=1.4 mm; Graded Ratio: 1.4
Reference Value = 0.55 W/kg; Power Drift = 0.03 dB
Peak SAR (extrapolated) = 3.12 W/kg
**SAR(1 g) = 0.883 W/kg; SAR(10 g) = 0.371 W/kg**
Smallest distance from peaks to all points 3 dB below is 4.9 mm
Ratio of SAR at M2 to SAR at M1 = 62.5 %



# PCTEST

## DUT: BCGA2589; Type: Tablet Device; Serial: RP04M6VR9H

Communication System: UID:10172 - CAG, LTE-TDD; MAIA: Y; Frequency: 2680.0 MHz
Medium: 2450-2600 Body; Medium parameters used:
f = 2680.0 MHz; cond = 2.22 S/m; perm = 50.2; density = 1000 kg/ $m^3$
Phantom Section: Flat; Space: 0.00 mm

Test Date: 01/03/2022; Ambient Temp: 20.0°C; Tissue Temp: 19.6°C

Probe: EX3DV4 - SN3837; ConvF:(7.12,7.12,7.12); Calibrated: 2021-01-18
Sensor-Surface: 1.4mm (VMS + 6p)
Electronics: DAE4 Sn793; Calibrated: 2021-01-13
Phantom: Twin-SAM V8.0; Serial: 1736
Measurement SW: DASY Module SAR V16.0.0.116

## Mode: LTE Band 41 PC2 ULCA, Antenna 1a, Body SAR, Back Side, High.ch, PCC: 20 MHz Bandwidth, QPSK, Ch. 41490, 1 RB, 0 RB Offset; SCC: 20 MHz Bandwidth, QPSK, Ch. 41292, 1 RB, 99RB Offset

**Area Scan (220.0 x 280.0):** Measurement grid: dx=10.0 mm, dy=10.0 mm
**Zoom Scan (30.0 x 30.0 x 30.0):** Measurement grid: dx=3.8 mm, dy=3.8 mm, dz=1.5 mm; Graded Ratio: 1.5
Reference Value = 0.58 W/kg; Power Drift = -0.05 dB
Peak SAR (extrapolated) = 3.33 W/kg
**SAR(1 g) = 0.933 W/kg; SAR(10 g) = 0.377 W/kg**
Smallest distance from peaks to all points 3 dB below is 4.1 mm
Ratio of SAR at M2 to SAR at M1 = 63.4 %



# PCTEST

## DUT: BCGA2589; Type: Tablet Device; Serial: Y0X4T66QY6

Communication System: UID:10435 - AAF, LTE-TDD; MAIA: Y; Frequency: 3603.3 MHz
Medium: 3500-3900 Body; Medium parameters used:
f = 3603.3 MHz; cond = 3.39 S/m; perm = 52.4; density = 1000 kg/ $m^3$
Phantom Section: Flat; Space: 0.00 mm

Test Date: 12/09/2021; Ambient Temp: 22.0°C; Tissue Temp: 22.4°C

Probe: EX3DV4 - SN7674; ConvF:(6.03,6.03,6.03); Calibrated: 2021-09-06
Sensor-Surface: 1.4mm (VMS + 6p)
Electronics: DAE4 Sn1683; Calibrated: 2021-08-06
Phantom: Twin-SAM V8.0; Serial: 2071
Measurement SW: DASY Module SAR V16.0.0.116

## Mode: LTE Band 48 ULCA, Antenna 4, Body SAR, Back side, Low-Mid.ch, PCC: 20 MHz Bandwidth, QPSK, Ch.55773, 1 RB, 99 RB Offset; SCC: 20 MHz Bandwidth, QPSK, Ch.55971, 1 RB, 0 RB Offset

**Area Scan (220.0 x 280.0):** Measurement grid: dx=10.0 mm, dy=10.0 mm
**Zoom Scan (28.0 x 28.0 x 28.0):** Measurement grid: dx=3.1 mm, dy=3.1 mm, dz=1.4 mm; Graded Ratio: 1.4
Reference Value = 0.83 W/kg; Power Drift = 0.00 dB
Peak SAR (extrapolated) = 2.96 W/kg
**SAR(1 g) = 0.773 W/kg; SAR(10 g) = 0.224 W/kg**
Smallest distance from peaks to all points 3 dB below is 4.7 mm
Ratio of SAR at M2 to SAR at M1 = 69.2 %



# PCTEST

## DUT: BCGA2589; Type: Tablet Device; Serial: T56JJ392YN

Communication System: UID:10770 - AAD, CW; MAIA: Y; Frequency: 680.5 MHz
Medium: 750 Body; Medium parameters used:
f = 680.5 MHz; cond = 0.921 S/m; perm = 53.5; density = 1000 kg/ $m^3$
Phantom Section: Flat; Space: 0.00 mm

Test Date: 01/03/2022; Ambient Temp: 23.1°C; Tissue Temp: 23.1°C

Probe: EX3DV4 - SN7427; ConvF:(10.5,10.5,10.5); Calibrated: 2021-02-17
Sensor-Surface: 1.4mm (VMS + 6p)
Electronics: DAE4 Sn1403; Calibrated: 2021-02-11
Phantom: Twin-SAM V8.0; Serial: 2034
Measurement SW: DASY Module SAR V16.0.0.116

## Mode: NR Band n71, Antenna 3b, Body SAR, Back side, 20 MHz Bandwidth, Ch. 136100, CP-OFDM, QPSK, 1 RB, 1 RB Offset

**Area Scan (210.0 x 300.0):** Measurement grid: dx=15.0 mm, dy=15.0 mm
**Zoom Scan (30.0 x 30.0 x 30.0):** Measurement grid: dx=3.6 mm, dy=3.6 mm, dz=1.4 mm; Graded Ratio: 1.4
Reference Value = 0.72 W/kg; Power Drift = -0.02 dB
Peak SAR (extrapolated) = 2.06 W/kg
**SAR(1 g) = 0.754 W/kg; SAR(10 g) = 0.364 W/kg**
Smallest distance from peaks to all points 3 dB below is 5.0 mm
Ratio of SAR at M2 to SAR at M1 = 70.7 %

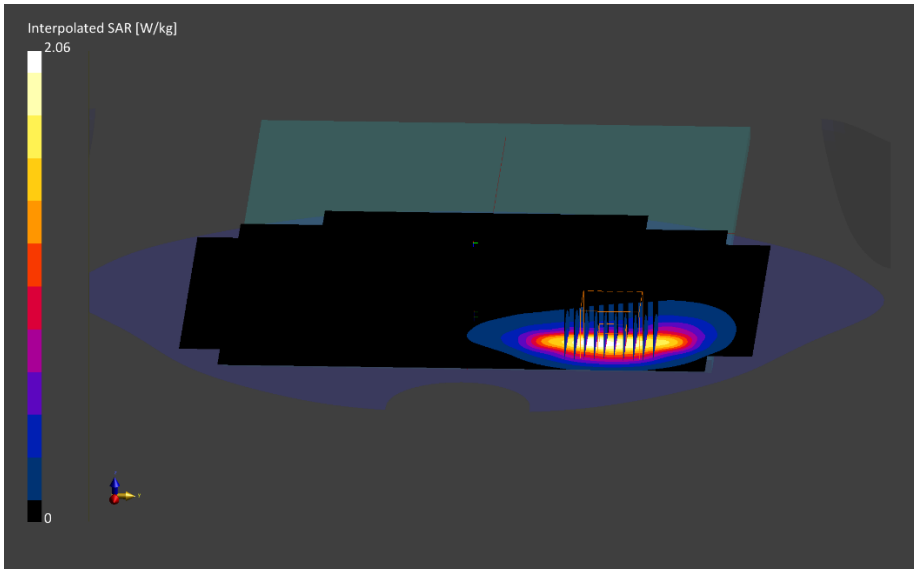

# PCTEST

## DUT: BCGA2589; Type: Tablet Device; Serial: H9TXRFVC3X

Communication System: UID:10769 - AAD, CW; MAIA: Y; Frequency: 707.5 MHz
Medium: 750 Body; Medium parameters used:
f = 707.5 MHz; cond = 0.931 S/m; perm = 54.5; density = 1000 kg/ $m^3$
Phantom Section: Flat; Space: 0.00 mm

Test Date: 12/20/2021; Ambient Temp: 20.9°C; Tissue Temp: 21.5°C

Probe: EX3DV4 - SN7427; ConvF:(10.5,10.5,10.5); Calibrated: 2021-02-17
Sensor-Surface: 1.4mm (VMS + 6p)
Electronics: DAE4 Sn1403; Calibrated: 2021-02-11
Phantom: Twin-SAM V8.0; Serial: 2034
Measurement SW: DASY Module SAR V16.0.0.116

## Mode: NR Band n12, Antenna 3b, Body SAR, Top Edge, 15 MHz Bandwidth, Ch. 141500, CP-OFDM, QPSK, 1 RB, 1 RB Offset

**Area Scan (40.0 x 210.0):** Measurement grid: dx=5.0 mm, dy=15.0 mm
**Zoom Scan (30.0 x 30.0 x 30.0):** Measurement grid: dx=4.5 mm, dy=4.5 mm, dz=1.4 mm; Graded Ratio: 1.4
Reference Value = 0.74 W/kg; Power Drift = 0.00 dB
Peak SAR (extrapolated) = 2.54 W/kg
**SAR(1 g) = 0.774 W/kg; SAR(10 g) = 0.365 W/kg**
Smallest distance from peaks to all points 3 dB below is 5.4 mm
Ratio of SAR at M2 to SAR at M1 = 62.5 %



# PCTEST

## DUT: BCGA2589; Type: Tablet Device; Serial: RP04M6VR9H

Communication System: UID:10770 - AAD, CW; MAIA: Y; Frequency: 836.5 MHz
Medium: 835 Body; Medium parameters used:
f = 836.5 MHz; cond = 0.992 S/m; perm = 53.1; density = 1000 kg/ $m^3$
Phantom Section: Flat; Space: 0.00 mm

Test Date: 12/14/2021; Ambient Temp: 24.2°C; Tissue Temp: 21.2°C

Probe: EX3DV4 - SN7416; ConvF:(9.66,9.66,9.66); Calibrated: 2021-05-18
Sensor-Surface: 1.4mm (VMS + 6p)
Electronics: DAE4 Sn701; Calibrated: 2021-05-11
Phantom: Twin-SAM V8.0; Serial: 1357
Measurement SW: DASY Module SAR V16.0.0.116

## Mode: NR Band n5, Antenna 4, Body SAR, Left Edge, 20 MHz Bandwidth, Ch. 167300, CP-OFDM, QPSK, 1 RB, 1 RB Offset

**Area Scan (40.0 x 300.0):** Measurement grid: dx=5.0 mm, dy=15.0 mm
**Zoom Scan (30.0 x 30.0 x 30.0):** Measurement grid: dx=3.1 mm, dy=3.1 mm, dz=1.2 mm; Graded Ratio: 1.2
Reference Value = 2.39 W/kg; Power Drift = 0.07 dB
Peak SAR (extrapolated) = 5.93 W/kg
**SAR(1 g) = 0.906 W/kg; SAR(10 g) = 0.339 W/kg**
Smallest distance from peaks to all points 3 dB below is 3.9 mm
Ratio of SAR at M2 to SAR at M1 = 52.0 %



# PCTEST

## DUT: BCGA2589; Type: Tablet Device; Serial: RRFNYFJ9CV

Communication System: UID:10934 - AAB, 5G NR FR1 FDD; MAIA: Y; Frequency: 1745.0 MHz
Medium: 1750 Body; Medium parameters used:
f = 1745.0 MHz; cond = 1.49 S/m; perm = 51.7; density = 1000 kg/ $m^3$
Phantom Section: Flat; Space: 0.00 mm

Test Date: 12/19/2021; Ambient Temp: 20.3°C; Tissue Temp: 19.6°C

Probe: EX3DV4 - SN7421; ConvF:(7.92,7.92,7.92); Calibrated: 2021-03-17
Sensor-Surface: 1.4mm (VMS + 6p)
Electronics: DAE4 Sn604; Calibrated: 2021-08-02
Phantom: Twin-SAM V8.0; Serial: 1944
Measurement SW: DASY Module SAR V16.0.0.116

## Mode: NR Band n66, Antenna 2a, Body SAR, Back Side, 40 MHz Bandwidth, Ch. 349000, DFT-s-OFDM QPSK, 1 RB, 1 RB Offset

**Area Scan (210.0 x 300.0):** Measurement grid: dx=15.0 mm, dy=15.0 mm
**Zoom Scan (30.0 x 30.0 x 30.0):** Measurement grid: dx=4.0 mm, dy=4.0 mm, dz=1.4 mm; Graded Ratio: 1.4
Reference Value = 0.71 W/kg; Power Drift = 0.04 dB
Peak SAR (extrapolated) = 3.55 W/kg
**SAR(1 g) = 0.974 W/kg; SAR(10 g) = 0.431 W/kg**
Smallest distance from peaks to all points 3 dB below is 4.3 mm
Ratio of SAR at M2 to SAR at M1 = 59.2 %

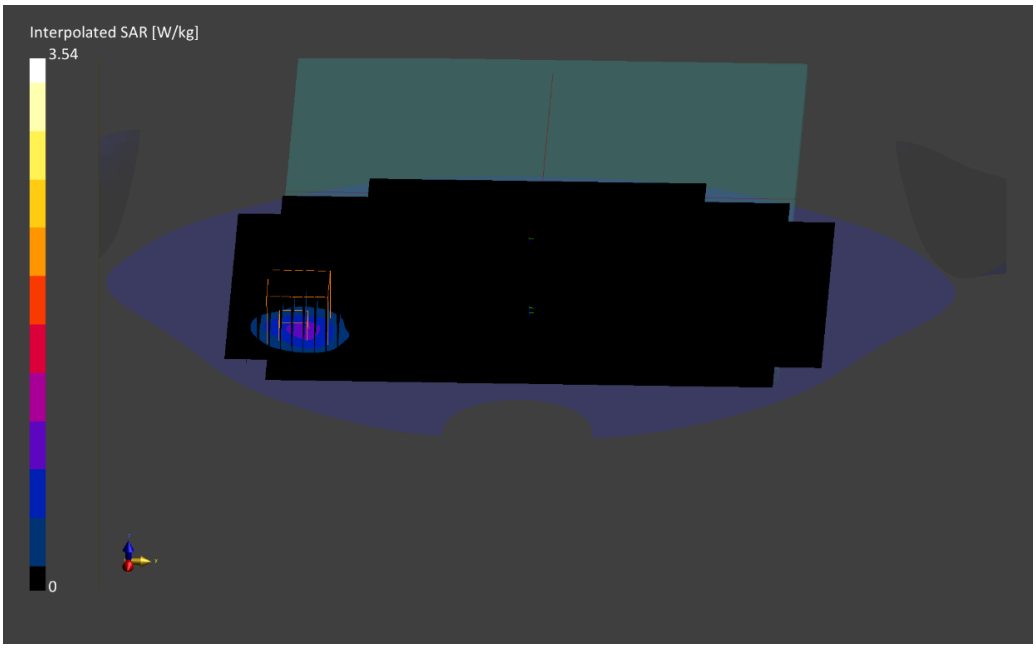

# PCTEST

## DUT: BCGA2589; Type: Tablet Device; Serial: CWW4WJJKVG

Communication System: UID:10934 - AAB, 5G NR FR1 FDD; MAIA: Y; Frequency: 1882.5 MHz
Medium: 1900 Body; Medium parameters used:
f = 1882.5 MHz; cond = 1.54 S/m; perm = 51.3; density = 1000 kg/ $m^3$
Phantom Section: Flat; Space: 0.00 mm

Test Date: 12/19/2021; Ambient Temp: 21.1°C; Tissue Temp: 21.2°C

Probe: EX3DV4 - SN7420; ConvF:(7.84,7.84,7.84); Calibrated: 2021-10-27
Sensor-Surface: 1.4mm (VMS + 6p)
Electronics: DAE4 Sn1333; Calibrated: 2021-10-20
Phantom: Twin-SAM V8.0; Serial: 2029
Measurement SW: DASY Module SAR V16.0.0.116

## Mode: NR Band n25, Antenna 4, Body SAR, Back Side, 40 MHz Bandwidth, Ch. 376500, DFT-s-OFDM QPSK, 1 RB, 1 RB Offset

**Area Scan (210.0 x 300.0):** Measurement grid: dx=15.0 mm, dy=15.0 mm
**Zoom Scan (30.0 x 30.0 x 30.0):** Measurement grid: dx=4.0 mm, dy=4.0 mm, dz=1.4 mm; Graded Ratio: 1.4
Reference Value = 0.92 W/kg; Power Drift = -0.01 dB
Peak SAR (extrapolated) = 2.16 W/kg
**SAR(1 g) = 0.812 W/kg; SAR(10 g) = 0.321 W/kg**
Smallest distance from peaks to all points 3 dB below is 5.6 mm
Ratio of SAR at M2 to SAR at M1 = 75.5 %



# PCTEST

## DUT: BCGA2589; Type: Tablet Device; Serial: JFPF0XQ24V

Communication System: UID:10768 - AAD, CW; MAIA: Y; Frequency: 2310.0 MHz
Medium: 2300 Body; Medium parameters used:
f = 2310.0 MHz; cond = 1.81 S/m; perm = 52.2; density = 1000 kg/ $m^3$
Phantom Section: Flat; Space: 0.00 mm

Test Date: 12/09/2021; Ambient Temp: 22.2°C; Tissue Temp: 22.0°C

Probe: EX3DV4 - SN7420; ConvF:(7.57,7.57,7.57); Calibrated: 2021-10-27
Sensor-Surface: 1.4mm (VMS + 6p)
Electronics: DAE4 Sn1333; Calibrated: 2021-10-20
Phantom: Twin-SAM V8.0; Serial: 2029
Measurement SW: DASY Module SAR V16.0.0.116

## Mode: NR Band n30, Antenna 4, Body SAR, Left Edge, 10 MHz Bandwidth, Ch. 462000, CP-s-OFDM, QPSK, 1 RB, 1 RB Offset

**Area Scan (40.0 x 280.0):** Measurement grid: dx=5.0 mm, dy=10.0 mm
**Zoom Scan (30.0 x 30.0 x 30.0):** Measurement grid: dx=3.4 mm, dy=3.4 mm, dz=1.2 mm; Graded Ratio: 1.2
Reference Value = 0.90 W/kg; Power Drift = 0.08 dB
Peak SAR (extrapolated) = 2.88 W/kg
**SAR(1 g) = 0.798 W/kg; SAR(10 g) = 0.290 W/kg**
Smallest distance from peaks to all points 3 dB below is 4.8 mm
Ratio of SAR at M2 to SAR at M1 = 70.4 %

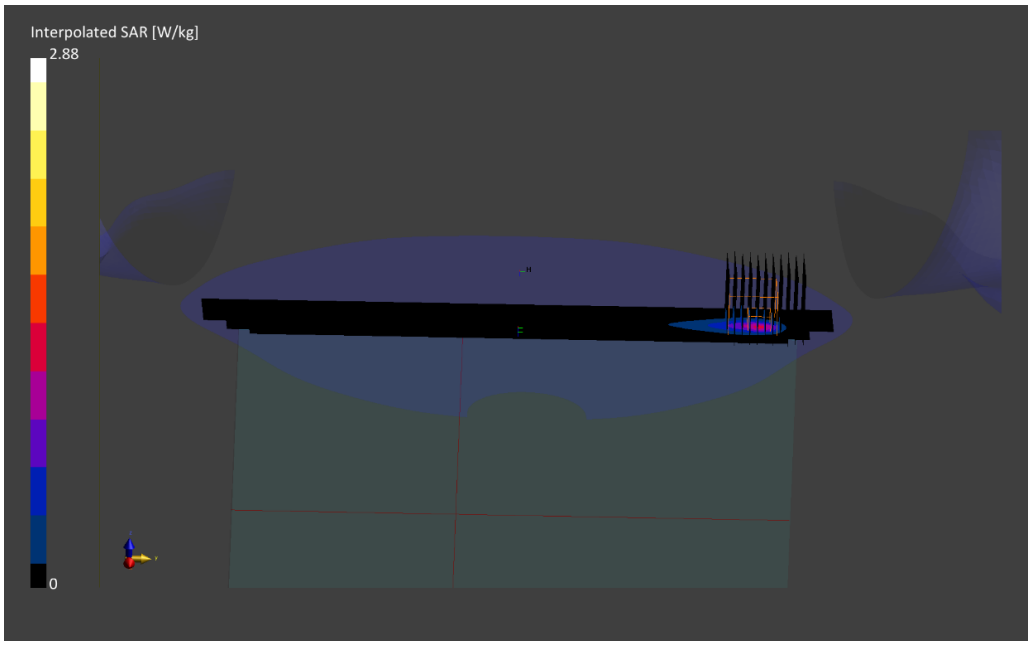

# PCTEST

## DUT: BCGA2589; Type: Tablet Device; Serial: CWW4WJJKVG

Communication System: UID:10934 - AAB, 5G NR FR1 FDD; MAIA: Y; Frequency: 2535.0 MHz
Medium: 2450-2600 Body; Medium parameters used:
f = 2535.0 MHz; cond = 2.12 S/m; perm = 53.1; density = 1000 kg/m3
Phantom Section: Flat; Space: 0.00 mm

Test Date: 01/03/2022; Ambient Temp: 23.5°C; Tissue Temp: 21.7°C

Probe: EX3DV4 - SN7421; ConvF:(7.21,7.21,7.21); Calibrated: 2021-03-17
Sensor-Surface: 1.4mm (VMS + 6p)
Electronics: DAE4 Sn604; Calibrated: 2021-08-02
Phantom: Twin-SAM V8.0; Serial: 1944
Measurement SW: DASY Module SAR V16.0.0.116

## Mode: NR Band n7, Antenna 4, Body SAR, Back side, 40 MHz Bandwidth, Ch. 507000, DFT-s-OFDM, QPSK, 1 RB, 1 RB Offset

**Area Scan (220.0 x 280.0):** Measurement grid: dx=10.0 mm, dy=10.0 mm
**Zoom Scan (30.0 x 30.0 x 30.0):** Measurement grid: dx=3.6 mm, dy=3.6 mm, dz=1.5 mm; Graded Ratio: 1.5
Reference Value = 0.54 W/kg; Power Drift = 0.09 dB
Peak SAR (extrapolated) = 3.15 W/kg
**SAR(1 g) = 0.798 W/kg; SAR(10 g) = 0.290 W/kg**
Smallest distance from peaks to all points 3 dB below is 4.2 mm
Ratio of SAR at M2 to SAR at M1 = 55.7 %



# PCTEST

## DUT: BCGA2589; Type: Tablet Device; Serial: Y0X4T66QY6

Communication System: UID:10866 - AAD, 5G NR FR1 TDD; MAIA: Y; Frequency: 2593.0 MHz
Medium: 2450-2600 Body; Medium parameters used:
f = 2593.0 MHz; cond = 2.16 S/m; perm = 52.7; density = 1000 kg/ $m^3$
Phantom Section: Flat; Space: 0.00 mm

Test Date: 12/23/2021; Ambient Temp: 22.6°C; Tissue Temp: 20.4°C

Probe: EX3DV4 - SN3837; ConvF:(7.12,7.12,7.12); Calibrated: 2021-01-18
Sensor-Surface: 1.4mm (VMS + 6p)
Electronics: DAE4 Sn793; Calibrated: 2021-01-13
Phantom: Twin-SAM V8.0; Serial: 1736
Measurement SW: DASY Module SAR V16.0.0.116

## Mode: NR Band n41 PC2, Antenna 3a, Body SAR, Right Edge, 100 MHz Bandwidth, Ch. 518598, DFT-s-OFDM, QPSK, 1 RB, 1 RB Offset

**Area Scan (40.0 x 280.0):** Measurement grid: dx=5.0 mm, dy=10.0 mm
**Zoom Scan (30.0 x 30.0 x 30.0):** Measurement grid: dx=4.4 mm, dy=4.4 mm, dz=1.4 mm; Graded Ratio: 1.4
Reference Value = 0.72 W/kg; Power Drift = 0.00 dB
Peak SAR (extrapolated) = 2.58 W/kg
**SAR(1 g) = 0.851 W/kg; SAR(10 g) = 0.302 W/kg**
Smallest distance from peaks to all points 3 dB below is 4.7 mm
Ratio of SAR at M2 to SAR at M1 = 70.4 %



# PCTEST

## DUT: BCGA2589; Type: Tablet Device; Serial: Y0X4T66QY6

Communication System: UID:10866 - AAD, 5G NR FR1 TDD; MAIA: Y; Frequency: 3500.0 MHz
Medium: 3500-3900 Body; Medium parameters used:
f = 3500.0 MHz; cond = 3.35 S/m; perm = 49.8; density = 1000 kg/ $m^3$
Phantom Section: Flat; Space: 0.00 mm

Test Date: 12/27/2021; Ambient Temp: 21.0°C; Tissue Temp: 20.0°C

Probe: EX3DV4 - SN7546; ConvF:(6.59,6.59,6.59); Calibrated: 2021-07-21
Sensor-Surface: 1.4mm (VMS + 6p)
Electronics: DAE4 Sn1402; Calibrated: 2021-07-14
Phantom: Twin-SAM V8.0; Serial: 1936
Measurement SW: DASY Module SAR V16.0.0.116

## Mode: NR Band n77 (DoD) PC2, Antenna 2b, Body SAR, Back side, 100 MHz Bandwidth, Ch. 633334, DFT-s-OFDM QPSK, 1 RB, 137 RB Offset

**Area Scan (220.0 x 280.0):** Measurement grid: dx=10.0 mm, dy=10.0 mm
**Zoom Scan (28.0 x 28.0 x 28.0):** Measurement grid: dx=3.1 mm, dy=3.1 mm, dz=1.2 mm; Graded Ratio: 1.2
Reference Value = 0.71 W/kg; Power Drift = -0.03 dB
Peak SAR (extrapolated) = 4.16 W/kg
**SAR(1 g) = 0.861 W/kg; SAR(10 g) = 0.241 W/kg**
Smallest distance from peaks to all points 3 dB below is greater than 3.1 mm
Ratio of SAR at M2 to SAR at M1 = 65.1 %

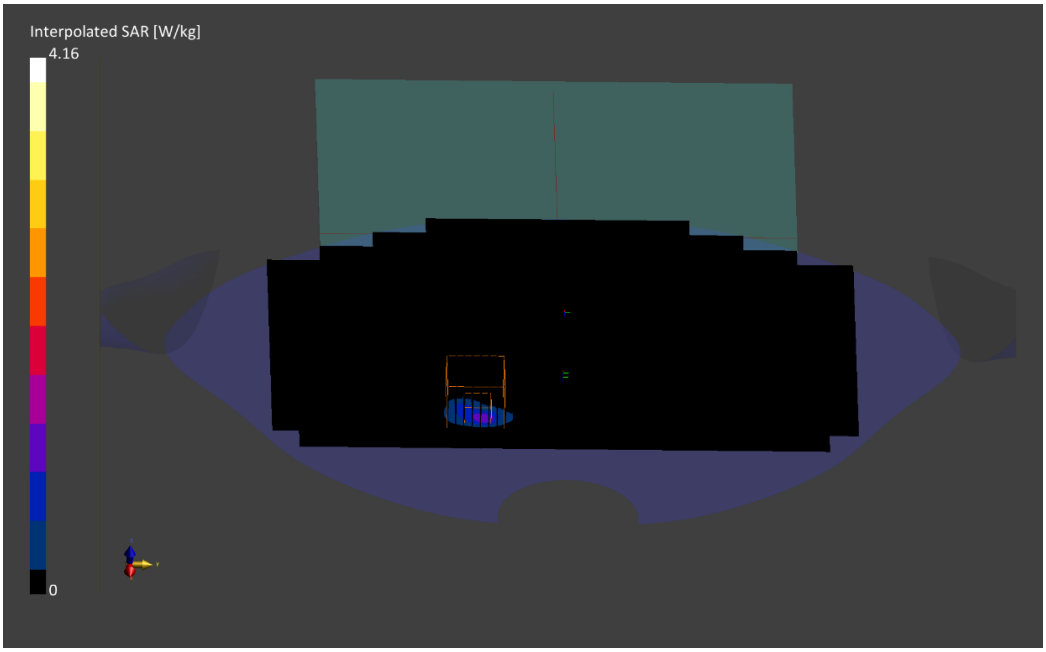

# PCTEST

## DUT: BCGA2589; Type: Tablet Device; Serial: LVX4YX3VT0

Communication System: UID:10866 - AAD, 5G NR FR1 TDD; MAIA: Y; Frequency: 3930.0 MHz
Medium: 3500-3900 Body; Medium parameters used:
f = 3930.0 MHz; cond = 3.95 S/m; perm = 49.1; density = 1000 kg/ $m^3$
Phantom Section: Flat; Space: 0.00 mm

Test Date: 12/22/2021; Ambient Temp: 20.8°C; Tissue Temp: 20.5°C

Probe: EX3DV4 - SN7546; ConvF:(6.1,6.1,6.1); Calibrated: 2021-07-21
Sensor-Surface: 1.4mm (VMS + 6p)
Electronics: DAE4 Sn1402; Calibrated: 2021-07-14
Phantom: Twin-SAM V8.0; Serial: 1936
Measurement SW: DASY Module SAR V16.0.0.116

## Mode: NR Band n77 C PC2, Antenna 4, Body SAR, Back side, Ch. 662000, 100 MHz Bandwidth, DFT-s-OFDM QPSK, 1 RB, 271 RB Offset

**Area Scan (220.0 x 280.0):** Measurement grid: dx=10.0 mm, dy=10.0 mm
**Zoom Scan (28.0 x 28.0 x 28.0):** Measurement grid: dx=4.7 mm, dy=4.7 mm, dz=1.4 mm; Graded Ratio: 1.5
Reference Value = 0.70 W/kg; Power Drift = 0.01 dB
Peak SAR (extrapolated) = 3.47 W/kg
**SAR(1 g) = 0.853 W/kg; SAR(10 g) = 0.240 W/kg**
Smallest distance from peaks to all points 3 dB below is 5.3 mm
Ratio of SAR at M2 to SAR at M1 = 67.0 %



# PCTEST

## DUT: BCGA2589; Type: Tablet Device; Serial: Y0X4T66QY6

Communication System: UID:10415 - AAA, WLAN; MAIA: Y; Frequency: 2437.0 MHz
Medium: 2450 Body; Medium parameters used:
f = 2437.0 MHz; cond = 2.00 S/m; perm = 51.4; density = 1000 kg/ $m^3$
Phantom Section: Flat; Space: 0.00 mm

Test Date: 12/31/2021; Ambient Temp: 22.1°C; Tissue Temp: 21.5°C

Probe: EX3DV4 - SN3837; ConvF:(7.46,7.46,7.46); Calibrated: 2021-01-18
Sensor-Surface: 1.4mm (VMS + 6p)
Electronics: DAE4 Sn793; Calibrated: 2021-01-13
Phantom: Twin-SAM V8.0; Serial: 1736
Measurement SW: DASY Module SAR V16.0.0.116

## Mode: IEEE 802.11b, 22 MHz Bandwidth, Antenna 1a, Variant 2, Body SAR, Left Edge, Ch. 6, 1 Mbps

**Area Scan (40.0 x 280.0):** Measurement grid: dx=5.0 mm, dy=10.0 mm
**Zoom Scan (30.0 x 30.0 x 30.0):** Measurement grid: dx=3.5 mm, dy=3.5 mm, dz=1.2 mm; Graded Ratio: 1.2
Reference Value = 0.74 W/kg; Power Drift = -0.07 dB
Peak SAR (extrapolated) = 3.49 W/kg
**SAR(1 g) = 0.940 W/kg; SAR(10 g) = 0.330 W/kg**
Smallest distance from peaks to all points 3 dB below is 4.4 mm
Ratio of SAR at M2 to SAR at M1 = 66.6 %



# PCTEST

## DUT: BCGA2589; Type: Tablet Device; Serial: JFPF0XQ24V

Communication System: UID:10544 - AAC, WLAN; MAIA: Y; Frequency: 5690.0 MHz
Medium: 5200-5800 Body; Medium parameters used:
f = 5690.0 MHz; cond = 6.04 S/m; perm = 48.7; density = 1000 kg/ $m^3$
Phantom Section: Flat; Space: 0.00 mm

Test Date: 12/27/2021; Ambient Temp: 22.7°C; Tissue Temp: 21.4°C

Probe: EX3DV4 - SN7532; ConvF:(4.26,4.26,4.26); Calibrated: 2021-04-19
Sensor-Surface: 1.4mm (VMS + 6p)
Electronics: DAE4 Sn501; Calibrated: 2021-04-13
Phantom: Twin-SAM V4.0; Serial: 1275
Measurement SW: DASY Module SAR V16.0.0.116

## Mode: IEEE 802.11ac, U-NII-2C, 80 MHz Bandwidth, Antenna 1b, Variant 2, Body SAR, Back side, Ch 138, 29.3 Mbps

**Area Scan (220.0 x 280.0):** Measurement grid: dx=10.0 mm, dy=10.0 mm
**Zoom Scan (22.0 x 22.0 x 22.0):** Measurement grid: dx=2.7 mm, dy=2.7 mm, dz=1.2 mm; Graded Ratio: 1.2
Reference Value = 1.86 W/kg; Power Drift = 0.01 dB
Peak SAR (extrapolated) = 5.82 W/kg
**SAR(1 g) = 1.01 W/kg; SAR(10 g) = 0.298 W/kg**
Smallest distance from peaks to all points 3 dB below is 3.1 mm
Ratio of SAR at M2 to SAR at M1 = 58.8 %

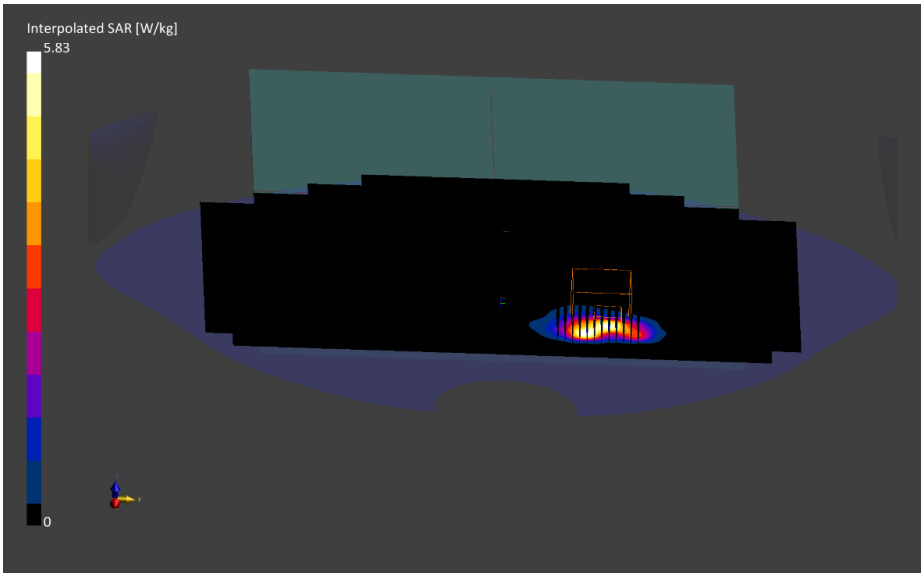

# PCTEST

## DUT: BCGA2589; Type: Tablet Device; Serial: K0V2HLHF2L

Communication System: UID:10032 - CAA, Bluetooth; MAIA: Y; Frequency: 2441.0 MHz
Medium: 2450 Body; Medium parameters used:
f = 2441.0 MHz; cond = 1.99 S/m; perm = 50.4; density = 1000 kg/ $m^3$
Phantom Section: Flat; Space: 0.00 mm

Test Date: 12/23/2021; Ambient Temp: 21.8°C; Tissue Temp: 21.1°C

Probe: EX3DV4 - SN7416; ConvF:(7.36,7.36,7.36); Calibrated: 2021-05-18
Sensor-Surface: 1.4mm (VMS + 6p)
Electronics: DAE4 Sn701; Calibrated: 2021-05-11
Phantom: Twin-SAM V8.0; Serial: 1357
Measurement SW: DASY Module SAR V16.0.0.116

## Mode: Bluetooth, Antenna 1a, Variant 1, Body SAR, Ch.39, 1Mbps, Back Side

**Area Scan (220.0 x 280.0):** Measurement grid: dx=10.0 mm, dy=10.0 mm
**Zoom Scan (30.0 x 30.0 x 30.0):** Measurement grid: dx=3.0 mm, dy=3.0 mm, dz=1.5 mm; Graded Ratio: 1.5
Reference Value = 1.68 W/kg; Power Drift = -0.02 dB
Peak SAR (extrapolated) = 3.58 W/kg
**SAR(1 g) = 0.993 W/kg; SAR(10 g) = 0.423 W/kg**
Smallest distance from peaks to all points 3 dB below is 3.6 mm
Ratio of SAR at M2 to SAR at M1 = 62.0 %



# APPENDIX B: SYSTEM VERIFICATION

© 2022 PCTEST

# PCTEST

## DUT: Dipole 750.0 MHz; Type: D750V3 - SN1097

Communication System: UID: 0, CW; Frequency: 750.0 MHz
Medium: 750 Body; Medium parameters used:
f = 750.0 MHz; cond = 0.935 S/m; perm = 53.9; density = 1000 kg/m$^3$
Phantom Section: Flat; Space: 15 mm

Test Date: 12/09/2021; Ambient Temp: 21.9°C; Tissue Temp: 21.3°C

Probe: EX3DV4 - SN7427; ConvF:(10.5,10.5,10.5); Calibrated: 2021-02-17
Sensor-Surface: 1.4mm (VMS + 6p)
Electronics: DAE4 Sn1403; Calibrated: 2021-02-11
Phantom: Twin-SAM V8.0; Serial: 2034
Measurement SW: DASY Module SAR V16.0.0.116

# 750 MHz System Verification at 23 dBm (200 mW)

**Area Scan (40.0 x 90.0):** Measurement grid: dx=10.0 mm, dy=15.0 mm
**Zoom Scan (30.0 x 30.0 x 30.0):** Measurement grid: dx=6.0 mm, dy=6.0 mm, dz=1.5 mm; Graded Ratio: 1.5
Peak SAR (extrapolated) = 2.38 W/kg
**SAR(1 g) = 1.58 W/kg; SAR(10 g) = 1.06 W/kg**
Deviation (1 g) = -6.06%;

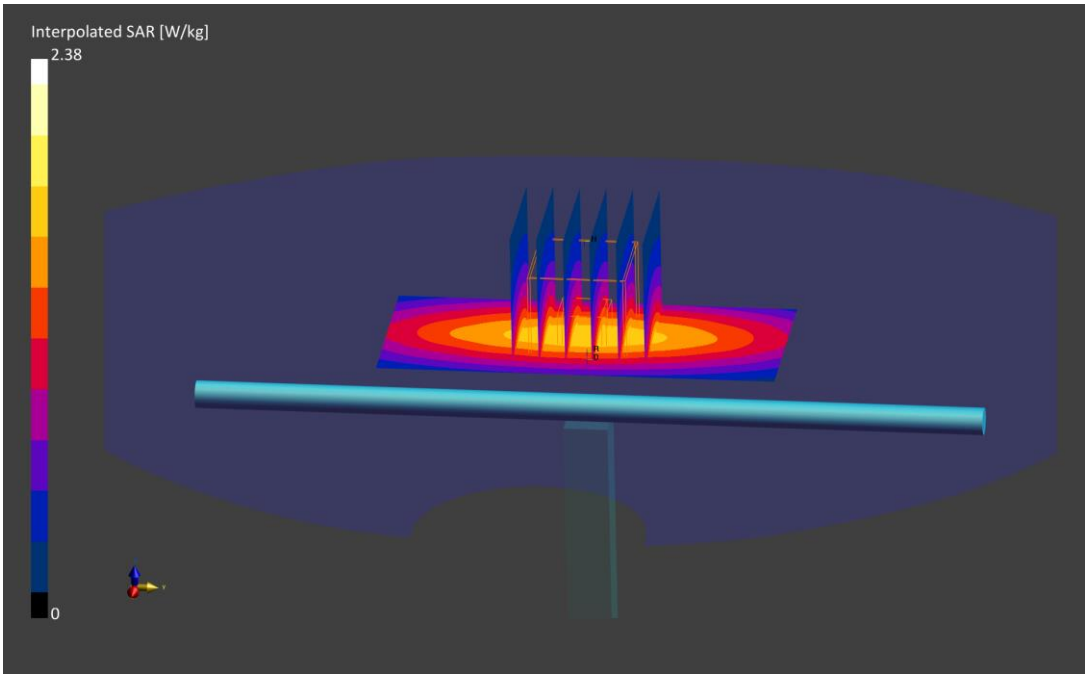

# PCTEST

## DUT: Dipole 750.0 MHz; Type: D750V3 - SN1097

Communication System: UID: 0, CW; Frequency: 750.0 MHz
Medium: 750 Body; Medium parameters used:
f = 750.0 MHz; cond = 0.942 S/m; perm = 53.7; density = 1000 kg/m$^3$
Phantom Section: Flat; Space: 15 mm

Test Date: 12/11/2021; Ambient Temp: 22.4°C; Tissue Temp: 21.3°C

Probe: EX3DV4 - SN7427; ConvF:(10.5,10.5,10.5); Calibrated: 2021-02-17
Sensor-Surface: 1.4mm (VMS + 6p)
Electronics: DAE4 Sn1403; Calibrated: 2021-02-11
Phantom: Twin-SAM V8.0; Serial: 2034
Measurement SW: DASY Module SAR V16.0.0.116

# 750 MHz System Verification at 23 dBm (200 mW)

**Area Scan (40.0 x 90.0):** Measurement grid: dx=10.0 mm, dy=15.0 mm
**Zoom Scan (30.0 x 30.0 x 30.0):** Measurement grid: dx=6.0 mm, dy=6.0 mm, dz=1.5 mm; Graded Ratio: 1.5
Peak SAR (extrapolated) = 2.52 W/kg
**SAR(1 g) = 1.66 W/kg; SAR(10 g) = 1.11 W/kg**
Deviation (1 g) = -1.31%;

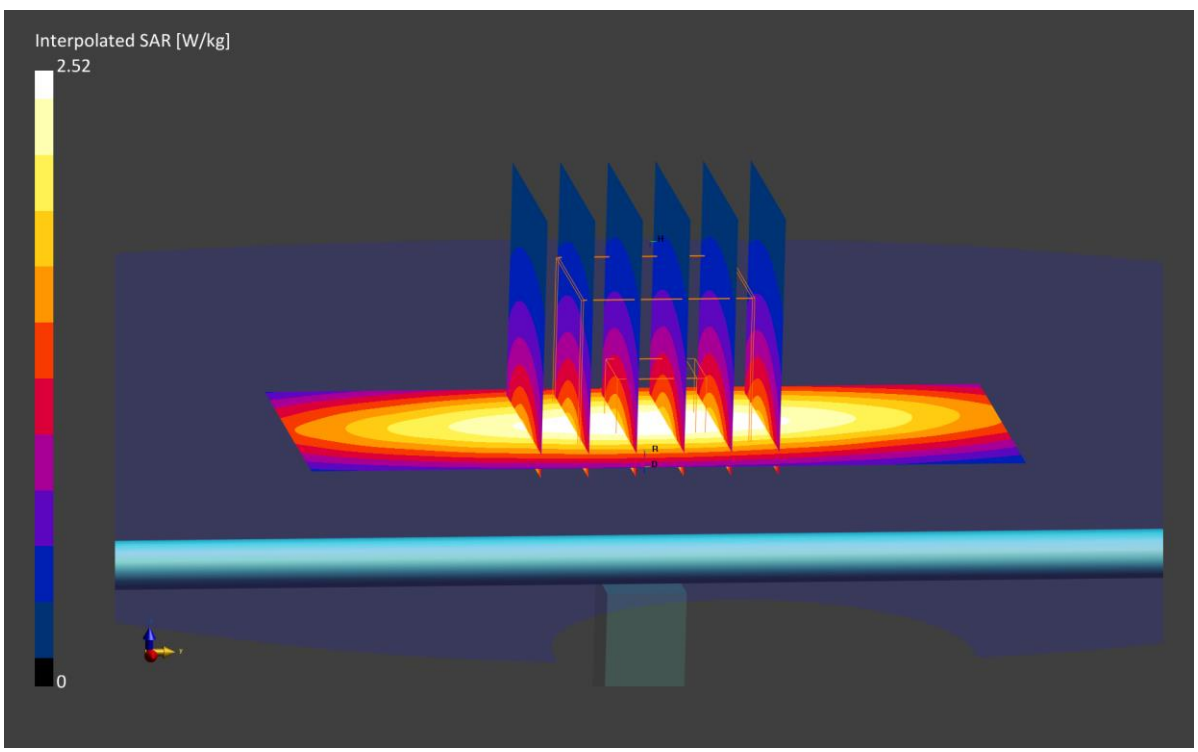

# PCTEST

## DUT: Dipole 750.0 MHz; Type: D750V3 - SN1097

Communication System: UID: 0, CW; Frequency: 750.0 MHz
Medium: 750 Body; Medium parameters used:
f = 750.0 MHz; cond = 0.940 S/m; perm = 53.6; density = 1000 kg/m$^3$
Phantom Section: Flat; Space: 15 mm

Test Date: 12/18/2021; Ambient Temp: 21.60°C; Tissue Temp: 21.7°C

Probe: EX3DV4 - SN7427; ConvF:(10.5,10.5,10.5); Calibrated: 2021-02-17
Sensor-Surface: 1.4mm (VMS + 6p)
Electronics: DAE4 Sn1403; Calibrated: 2021-02-11
Phantom: Twin-SAM V8.0; Serial: 2034
Measurement SW: DASY Module SAR V16.0.0.116

# 750 MHz System Verification at 23 dBm (200 mW)

**Area Scan (40.0 x 90.0):** Measurement grid: dx=10.0 mm, dy=15.0 mm
**Zoom Scan (30.0 x 30.0 x 30.0):** Measurement grid: dx=6.0 mm, dy=6.0 mm, dz=1.5 mm; Graded Ratio: 1.5
Peak SAR (extrapolated) = 2.60 W/kg
**SAR(1 g) = 1.68 W/kg; SAR(10 g) = 1.14 W/kg**
Deviation (1 g) = -0.12%;

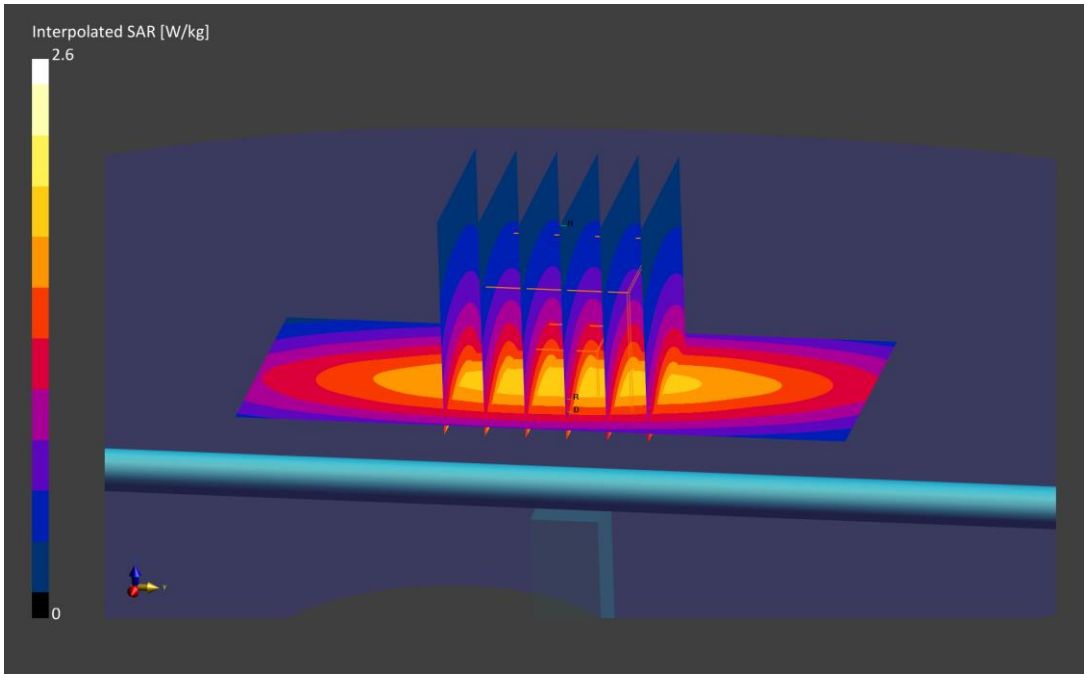

# PCTEST

## DUT: Dipole 750.0 MHz; Type: D750V3 - SN1097

Communication System: UID: 0, CW; Frequency: 750.0 MHz
Medium: 750 Body; Medium parameters used:
f = 750.0 MHz; cond = 0.947 S/m; perm = 54.4; density = 1000 kg/m$^3$
Phantom Section: Flat; Space: 15 mm

Test Date: 12/20/2021; Ambient Temp: 20.9°C; Tissue Temp: 21.5°C

Probe: EX3DV4 - SN7427; ConvF:(10.5,10.5,10.5); Calibrated: 2021-02-17
Sensor-Surface: 1.4mm (VMS + 6p)
Electronics: DAE4 Sn1403; Calibrated: 2021-02-11
Phantom: Twin-SAM V8.0; Serial: 2034
Measurement SW: DASY Module SAR V16.0.0.116

# 750 MHz System Verification at 23 dBm (200 mW)

**Area Scan (40.0 x 90.0):** Measurement grid: dx=10.0 mm, dy=15.0 mm
**Zoom Scan (30.0 x 30.0 x 30.0):** Measurement grid: dx=6.0 mm, dy=6.0 mm, dz=1.5 mm; Graded Ratio: 1.5
Peak SAR (extrapolated) = 2.71 W/kg
**SAR(1 g) = 1.76 W/kg; SAR(10 g) = 1.18 W/kg**
Deviation (1 g) = 4.64%;

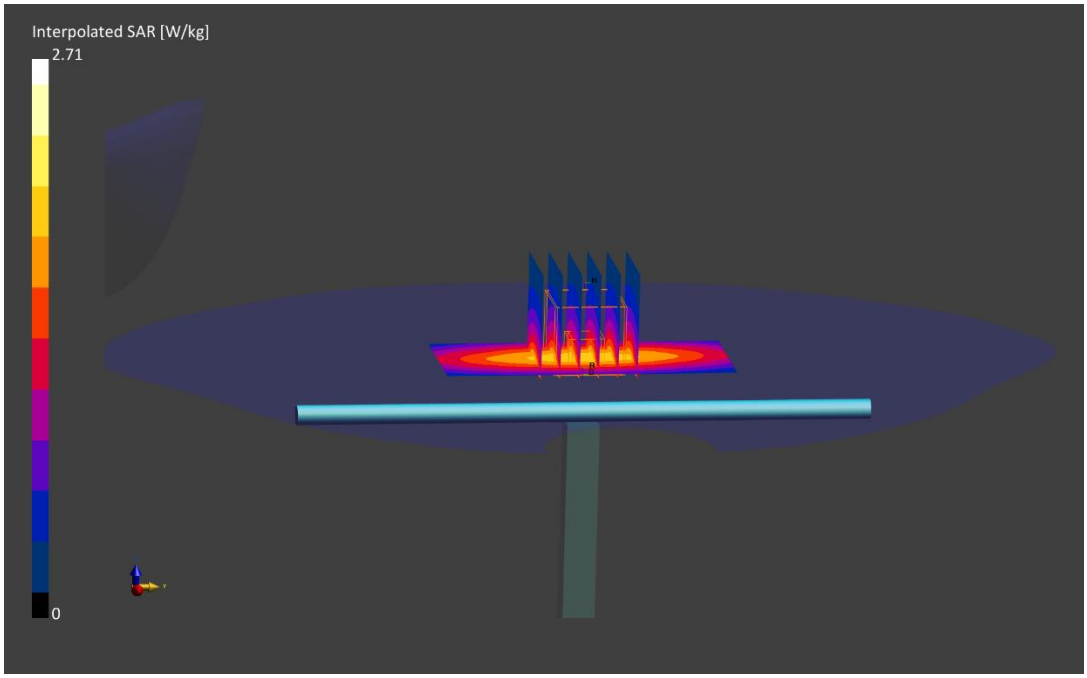

# PCTEST

## DUT: Dipole 750.0 MHz; Type: D750V3 - SN1097

Communication System: UID: 0, CW; Frequency: 750.0 MHz
Medium: 750 Body; Medium parameters used:
f = 750.0 MHz; cond = 0.944 S/m; perm = 53.4; density = 1000 kg/ $m^3$
Phantom Section: Flat; Space: 15 mm

Test Date: 01/03/2022; Ambient Temp: 23.1°C; Tissue Temp: 23.1°C

Probe: EX3DV4 - SN7427; ConvF:(10.5,10.5,10.5); Calibrated: 2021-02-17
Sensor-Surface: 1.4mm (VMS + 6p)
Electronics: DAE4 Sn1403; Calibrated: 2021-02-11
Phantom: Twin-SAM V8.0; Serial: 2034
Measurement SW: DASY Module SAR V16.0.0.116

# 750 MHz System Verification at 23 dBm (200 mW)

**Area Scan (40.0 x 90.0):** Measurement grid: dx=10.0 mm, dy=15.0 mm
**Zoom Scan (30.0 x 30.0 x 30.0):** Measurement grid: dx=6.0 mm, dy=6.0 mm, dz=1.5 mm; Graded Ratio: 1.5
Peak SAR (extrapolated) = 2.57 W/kg
**SAR(1 g) = 1.70 W/kg; SAR(10 g) = 1.14 W/kg**
Deviation (1 g) = 1.07%;

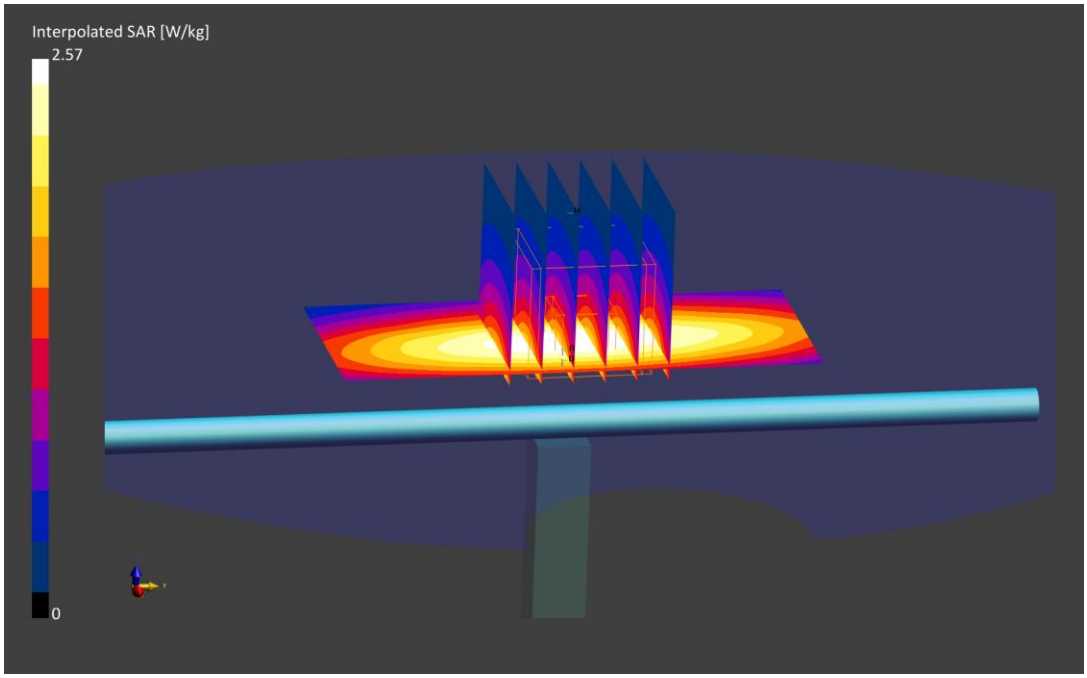

# PCTEST

### DUT: Dipole 835.0 MHz; Type: D835V2 - SN4d040

Communication System: UID: 0, CW; Frequency: 835.0 MHz
Medium: 835 Body; Medium parameters used:
f = 835.0 MHz; cond = 0.982 S/m; perm = 54.1; density = 1000 kg/ $m^3$
Phantom Section: Flat; Space: 15 mm

Test Date: 12/12/2021; Ambient Temp: 20.3°C; Tissue Temp: 20.8°C

Probe: EX3DV4 - SN7416; ConvF:(9.66,9.66,9.66); Calibrated: 2021-05-18
Sensor-Surface: 1.4mm (VMS + 6p)
Electronics: DAE4 Sn701; Calibrated: 2021-05-11
Phantom: Twin-SAM V8.0; Serial: 1357
Measurement SW: DASY Module SAR V16.0.0.116

## 835 MHz System Verification at 23 dBm (200 mW)

**Area Scan (40.0 x 90.0):** Measurement grid: dx=10.0 mm, dy=15.0 mm
**Zoom Scan (30.0 x 30.0 x 30.0):** Measurement grid: dx=6.0 mm, dy=6.0 mm, dz=1.5 mm; Graded Ratio: 1.5
Peak SAR (extrapolated) = 3.21 W/kg
**SAR(1 g) = 2.04 W/kg; SAR(10 g) = 1.34 W/kg**
Deviation (1 g) = 7.03%;

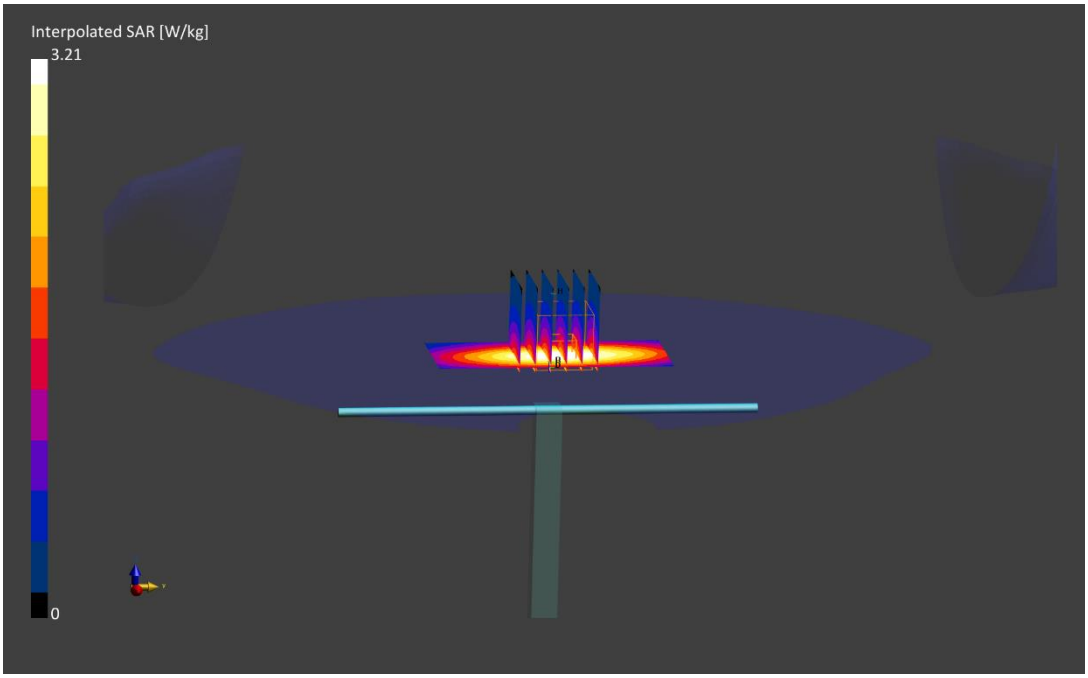

# PCTEST

## DUT: Dipole 835.0 MHz; Type: D835V2 - SN4d040

Communication System: UID: 0, CW; Frequency: 835.0 MHz
Medium: 835 Body; Medium parameters used:
f = 835.0 MHz; cond = 0.991 S/m; perm = 53.1; density = 1000 kg/ $m^3$
Phantom Section: Flat; Space: 15 mm

Test Date: 12/14/2021; Ambient Temp: 24.2°C; Tissue Temp: 21.2°C

Probe: EX3DV4 - SN7416; ConvF:(9.66,9.66,9.66); Calibrated: 2021-05-18
Sensor-Surface: 1.4mm (VMS + 6p)
Electronics: DAE4 Sn701; Calibrated: 2021-05-11
Phantom: Twin-SAM V8.0; Serial: 1357
Measurement SW: DASY Module SAR V16.0.0.116

# 835 MHz System Verification at 23 dBm (200 mW)

**Area Scan (40.0 x 90.0):** Measurement grid: dx=10.0 mm, dy=15.0 mm
**Zoom Scan (30.0 x 30.0 x 30.0):** Measurement grid: dx=6.0 mm, dy=6.0 mm, dz=1.5 mm; Graded Ratio: 1.5
Peak SAR (extrapolated) = 3.13 W/kg
**SAR(1 g) = 2.02 W/kg; SAR(10 g) = 1.32 W/kg**
Deviation (1 g) = 5.98%;

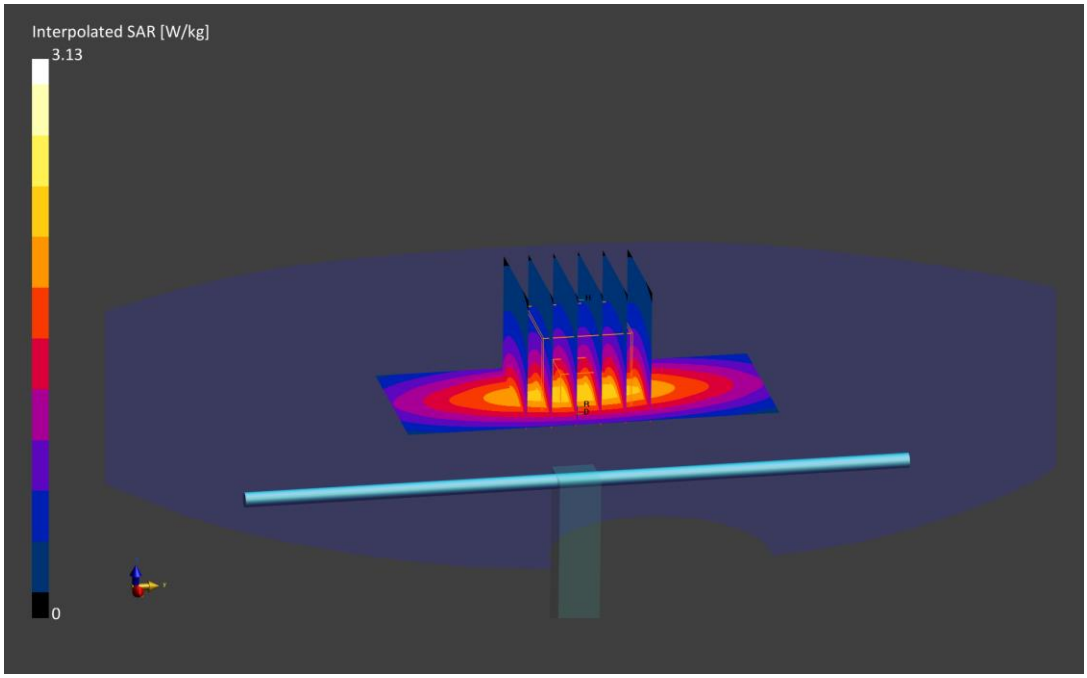

# PCTEST

### DUT: Dipole 835.0 MHz; Type: D835V2 - SN4d040

Communication System: UID: 0, CW; Frequency: 835.0 MHz
Medium: 835 Body; Medium parameters used:
f = 835.0 MHz; cond = 1.01 S/m; perm = 52.7; density = 1000 kg/ $m^3$
Phantom Section: Flat; Space: 15 mm

Test Date: 12/16/2021; Ambient Temp: 23.1°C; Tissue Temp: 20.6°C

Probe: EX3DV4 - SN7416; ConvF:(9.66,9.66,9.66); Calibrated: 2021-05-18
Sensor-Surface: 1.4mm (VMS + 6p)
Electronics: DAE4 Sn701; Calibrated: 2021-05-11
Phantom: Twin-SAM V8.0; Serial: 1357
Measurement SW: DASY Module SAR V16.0.0.116

## 835 MHz System Verification at 23 dBm (200 mW)

**Area Scan (40.0 x 90.0):** Measurement grid: dx=10.0 mm, dy=15.0 mm
**Zoom Scan (30.0 x 30.0 x 30.0):** Measurement grid: dx=6.0 mm, dy=6.0 mm, dz=1.5 mm; Graded Ratio: 1.5
Peak SAR (extrapolated) = 3.12 W/kg
**SAR(1 g) = 2.01 W/kg; SAR(10 g) = 1.31 W/kg**
Deviation (1 g) = 5.46%;

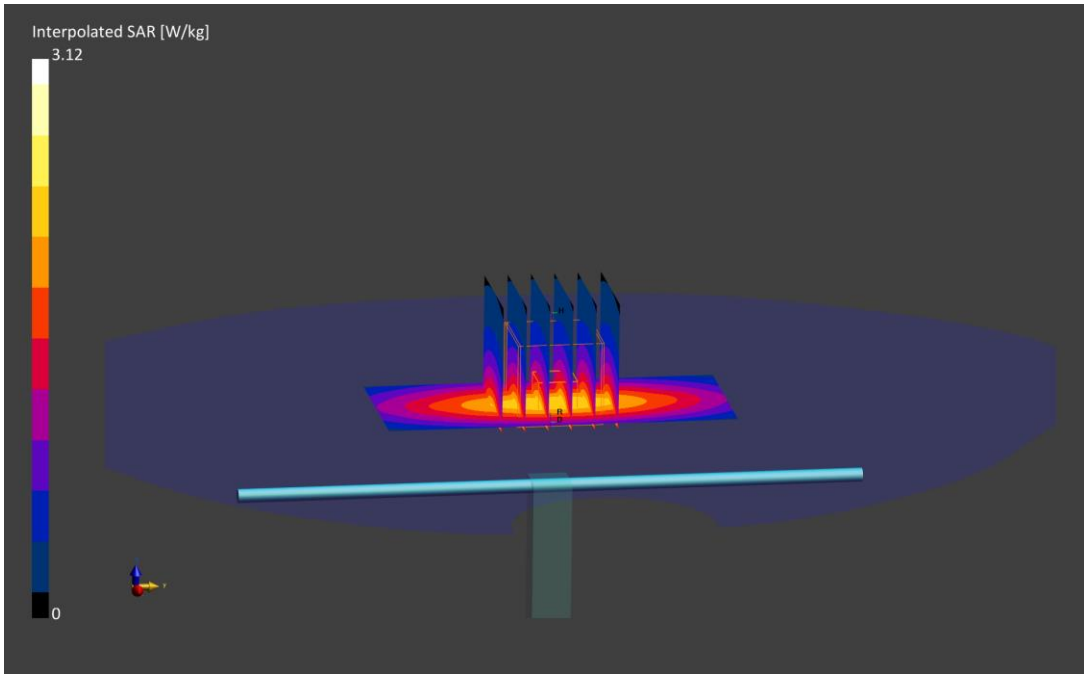

# PCTEST

### DUT: Dipole 1750.0 MHz; Type: D1750V2 - SN1083

Communication System: UID: 0, CW; Frequency: 1750.0 MHz
Medium: 1750 Body; Medium parameters used:
f = 1750.0 MHz; cond = 1.54 S/m; perm = 52.2; density = 1000 kg/ $m^3$
Phantom Section: Flat; Space: 10 mm

Test Date: 12/09/2021; Ambient Temp: 22.9°C; Tissue Temp: 20.8°C

Probe: EX3DV4 - SN7421; ConvF:(7.92,7.92,7.92); Calibrated: 2021-03-17
Sensor-Surface: 1.4mm (VMS + 6p)
Electronics: DAE4 Sn604; Calibrated: 2021-08-02
Phantom: Twin-SAM V8.0; Serial: 1944
Measurement SW: DASY Module SAR V16.0.0.116

## 1750 MHz System Verification at 20 dBm (100 mW)

**Area Scan (40.0 x 90.0):** Measurement grid: dx=10.0 mm, dy=15.0 mm
**Zoom Scan (30.0 x 30.0 x 30.0):** Measurement grid: dx=6.0 mm, dy=6.0 mm, dz=1.5 mm; Graded Ratio: 1.5
Peak SAR (extrapolated) = 7.36 W/kg
**SAR(1 g) = 3.94 W/kg; SAR(10 g) = 2.07 W/kg**
Deviation (1 g) = 6.20%;

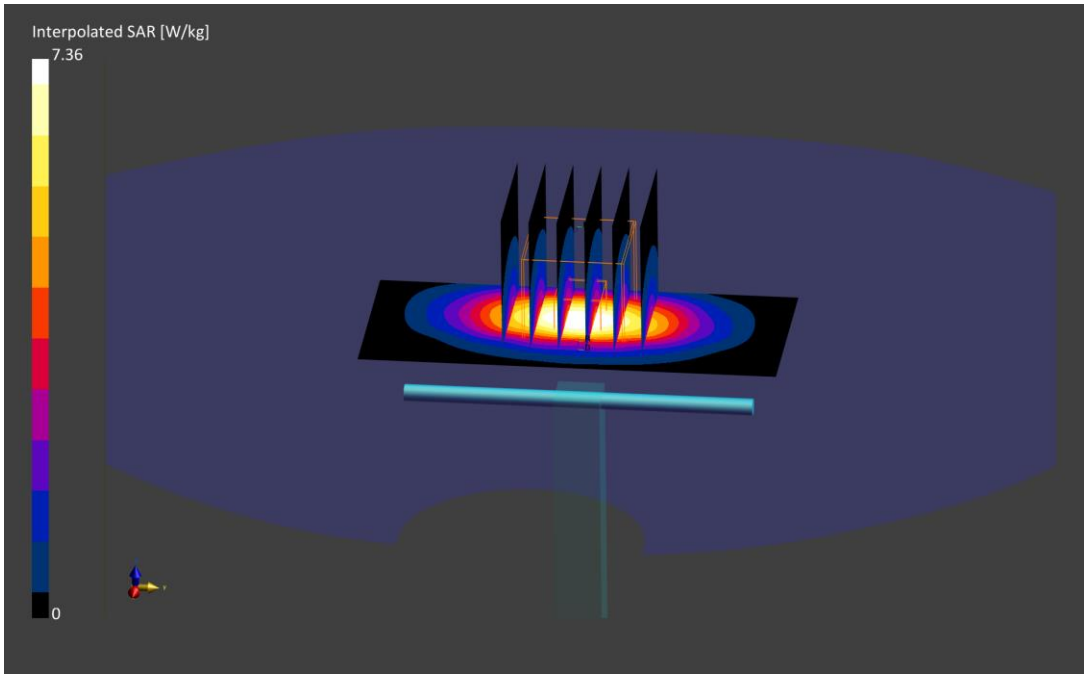

# PCTEST

### DUT: Dipole 1750.0 MHz; Type: D1750V2 - SN1104

Communication System: UID: 0, CW; Frequency: 1750.0 MHz
Medium: 1750 Body; Medium parameters used:
f = 1750.0 MHz; cond = 1.55 S/m; perm = 52.8; density = 1000 kg/ $m^3$
Phantom Section: Flat; Space: 10 mm

Test Date: 12/14/2021; Ambient Temp: 22.9°C; Tissue Temp: 20.4°C

Probe: EX3DV4 - SN7421; ConvF:(7.92,7.92,7.92); Calibrated: 2021-03-17
Sensor-Surface: 1.4mm (VMS + 6p)
Electronics: DAE4 Sn604; Calibrated: 2021-08-02
Phantom: Twin-SAM V8.0; Serial: 1944
Measurement SW: DASY Module SAR V16.0.0.116

## 1750 MHz System Verification at 20 dBm (100 mW)

**Area Scan (40.0 x 90.0):** Measurement grid: dx=10.0 mm, dy=15.0 mm
**Zoom Scan (30.0 x 30.0 x 30.0):** Measurement grid: dx=6.0 mm, dy=6.0 mm, dz=1.5 mm; Graded Ratio: 1.5
Peak SAR (extrapolated) = 7.02 W/kg
**SAR(1 g) = 3.74 W/kg; SAR(10 g) = 1.96 W/kg**
Deviation (1 g) = 3.03%;

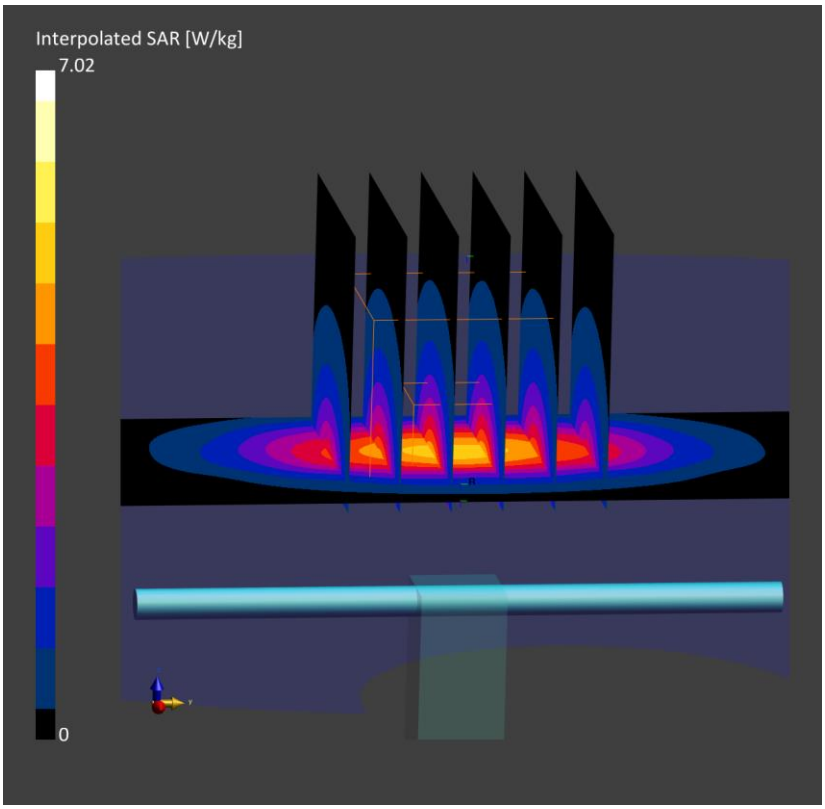

# PCTEST

## DUT: Dipole 1750.0 MHz; Type: D1750V2 - SN1083

Communication System: UID: 0, CW; Frequency: 1750.0 MHz
Medium: 1750 Body; Medium parameters used:
f = 1750.0 MHz; cond = 1.49 S/m; perm = 51.7; density = 1000 kg/ $m^3$
Phantom Section: Flat; Space: 10 mm

Test Date: 12/19/2021; Ambient Temp: 20.3°C; Tissue Temp: 19.6°C

Probe: EX3DV4 - SN7421; ConvF:(7.92,7.92,7.92); Calibrated: 2021-03-17
Sensor-Surface: 1.4mm (VMS + 6p)
Electronics: DAE4 Sn604; Calibrated: 2021-08-02
Phantom: Twin-SAM V8.0; Serial: 1944
Measurement SW: DASY Module SAR V16.0.0.116

# 1750 MHz System Verification at 20 dBm (100 mW)

**Area Scan (40.0 x 90.0):** Measurement grid: dx=10.0 mm, dy=15.0 mm
**Zoom Scan (30.0 x 30.0 x 30.0):** Measurement grid: dx=6.0 mm, dy=6.0 mm, dz=1.5 mm; Graded Ratio: 1.5
Peak SAR (extrapolated) = 7.00 W/kg
**SAR(1 g) = 3.76 W/kg; SAR(10 g) = 1.98 W/kg**
Deviation (1 g) = 1.35 %;

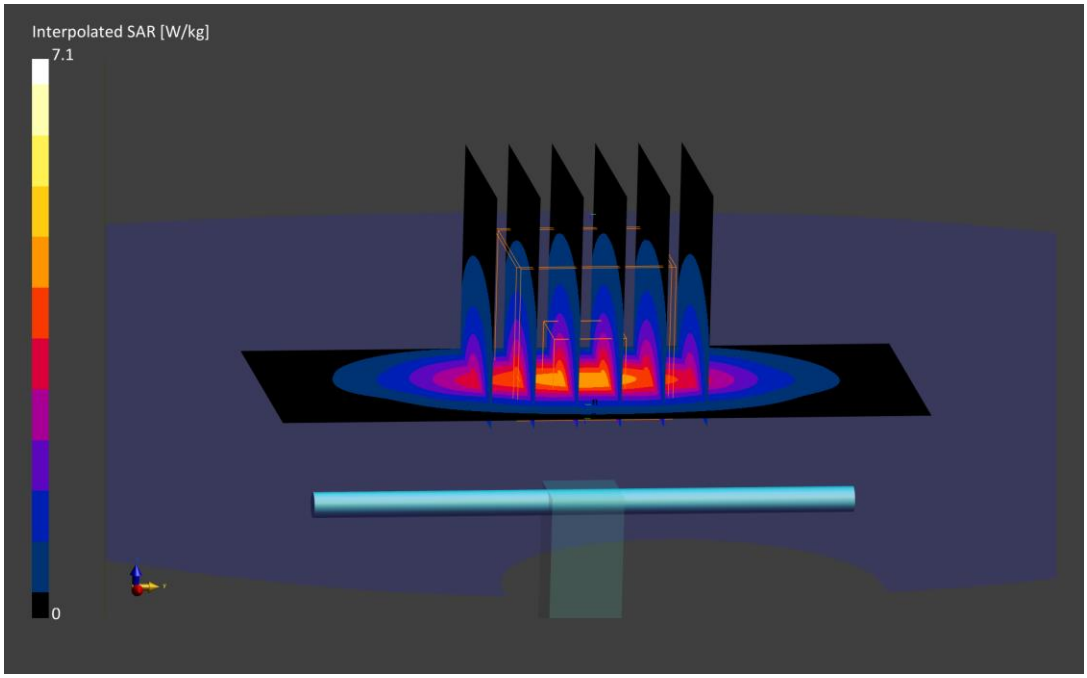

# PCTEST

## DUT: Dipole 1900.0 MHz; Type: D1900V2 - SN5d030

Communication System: UID: 0, CW; Frequency: 1900.0 MHz
Medium: 1900 Body; Medium parameters used:
f = 1900.0 MHz; cond = 1.58 S/m; perm = 52.7; density = 1000 kg/ $m^3$
Phantom Section: Flat; Space: 10 mm

Test Date: 12/11/2021; Ambient Temp: 21.1°C; Tissue Temp: 20.3°C

Probe: EX3DV4 - SN7546; ConvF:(7.78,7.78,7.78); Calibrated: 2021-07-21
Sensor-Surface: 1.4mm (VMS + 6p)
Electronics: DAE4 Sn1402; Calibrated: 2021-07-14
Phantom: Twin-SAM V8.0; Serial: 1936
Measurement SW: DASY Module SAR V16.0.0.116

# 1900 MHz System Verification at 20 dBm (100 mW)

**Area Scan (40.0 x 90.0):** Measurement grid: dx=10.0 mm, dy=15.0 mm
**Zoom Scan (30.0 x 30.0 x 30.0):** Measurement grid: dx=6.0 mm, dy=6.0 mm, dz=1.5 mm; Graded Ratio: 1.5
Peak SAR (extrapolated) = 7.81 W/kg
**SAR(1 g) = 4.17 W/kg; SAR(10 g) = 2.14 W/kg**
Deviation (1 g) = 4.51%;

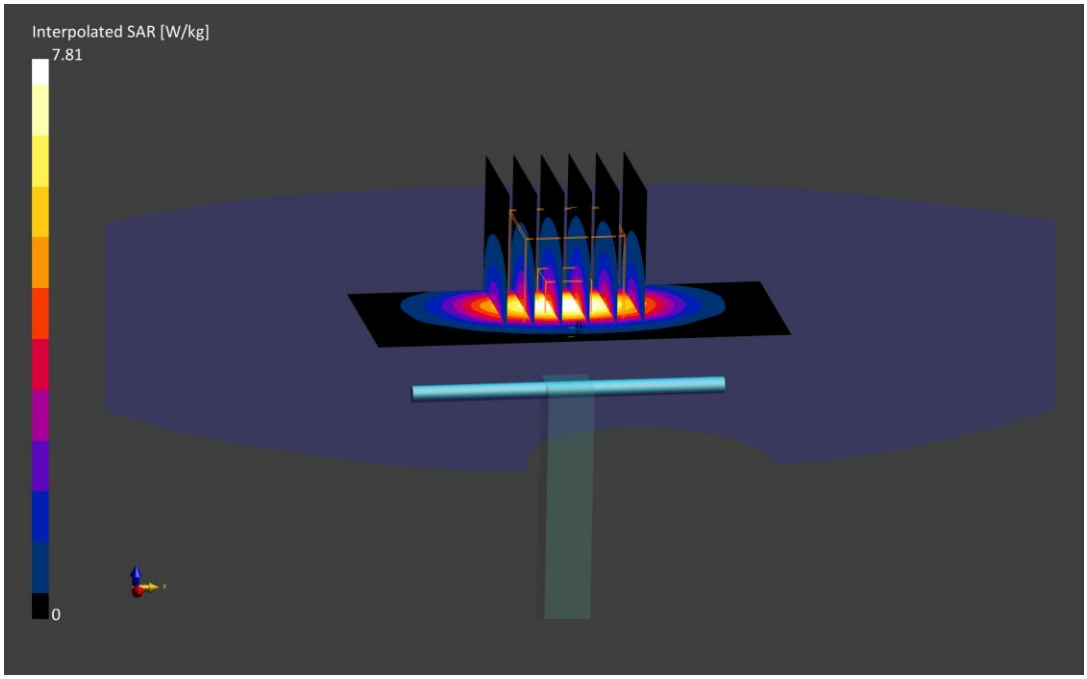

# PCTEST

### DUT: Dipole 1900.0 MHz; Type: D1900V2 - SN5d180

Communication System: UID: 0, CW; Frequency: 1900.0 MHz
Medium: 1900 Body; Medium parameters used:
f = 1900.0 MHz; cond = 1.57 S/m; perm = 51.5; density = 1000 kg/ $m^3$
Phantom Section: Flat; Space: 10 mm

Test Date: 12/15/2021; Ambient Temp: 23.3°C; Tissue Temp: 21.6°C

Probe: EX3DV4 - SN7420; ConvF:(7.84,7.84,7.84); Calibrated: 2021-10-27
Sensor-Surface: 1.4mm (VMS + 6p)
Electronics: DAE4 Sn1333; Calibrated: 2021-10-20
Phantom: Twin-SAM V8.0; Serial: 2029
Measurement SW: DASY Module SAR V16.0.0.116

## 1900 MHz System Verification at 20 dBm (100 mW)

**Area Scan (40.0 x 90.0):** Measurement grid: dx=10.0 mm, dy=15.0 mm
**Zoom Scan (30.0 x 30.0 x 30.0):** Measurement grid: dx=6.0 mm, dy=6.0 mm, dz=1.5 mm; Graded Ratio: 1.5
Peak SAR (extrapolated) = 7.51 W/kg
**SAR(1 g) = 4.10 W/kg; SAR(10 g) = 2.12 W/kg**
Deviation (1 g) = 5.13%;

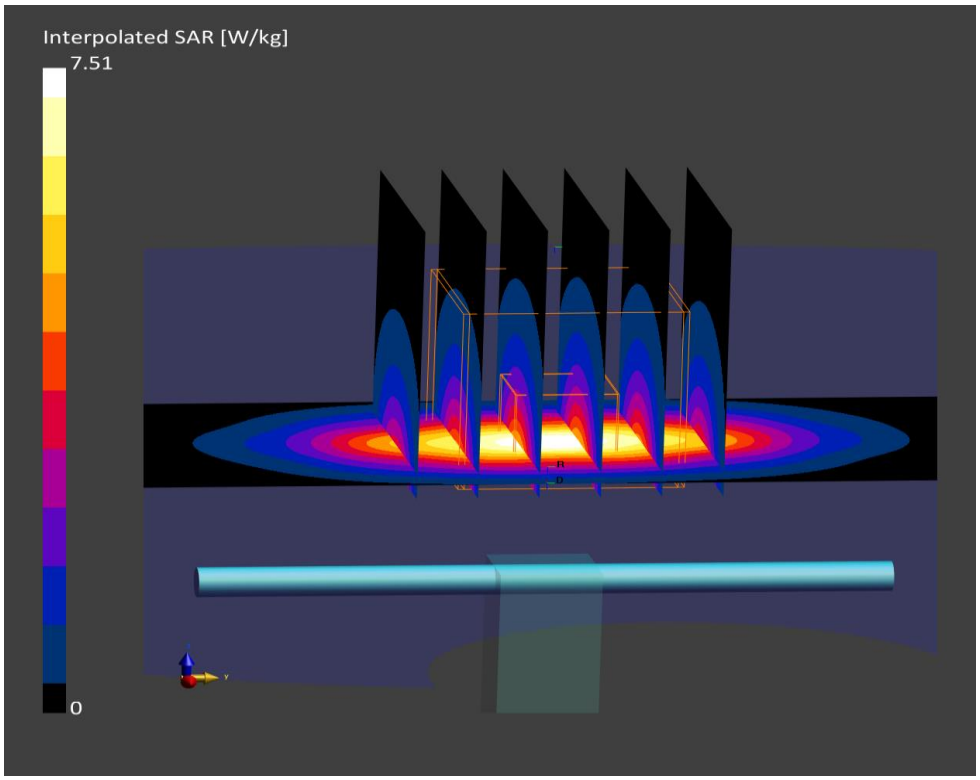

# PCTEST

### DUT: Dipole 1900.0 MHz; Type: D1900V2 - SN5d180

Communication System: UID: 0, CW; Frequency: 1900.0 MHz
Medium: 1900 Body; Medium parameters used:
f = 1900.0 MHz; cond = 1.56 S/m; perm = 51.3; density = 1000 kg/ $m^3$
Phantom Section: Flat; Space: 10 mm

Test Date: 12/19/2021; Ambient Temp: 21.1°C; Tissue Temp: 21.2°C

Probe: EX3DV4 - SN7420; ConvF:(7.84,7.84,7.84); Calibrated: 2021-10-27
Sensor-Surface: 1.4mm (VMS + 6p)
Electronics: DAE4 Sn1333; Calibrated: 2021-10-20
Phantom: Twin-SAM V8.0; Serial: 2029
Measurement SW: DASY Module SAR V16.0.0.116

## 1900 MHz System Verification at 20 dBm (100 mW)

**Area Scan (40.0 x 90.0):** Measurement grid: dx=10.0 mm, dy=15.0 mm
**Zoom Scan (30.0 x 30.0 x 30.0):** Measurement grid: dx=6.0 mm, dy=6.0 mm, dz=1.5 mm; Graded Ratio: 1.5
Peak SAR (extrapolated) = 7.39 W/kg
**SAR(1 g) = 4.07 W/kg; SAR(10 g) = 2.11 W/kg**
Deviation (1 g) = 4.36%;

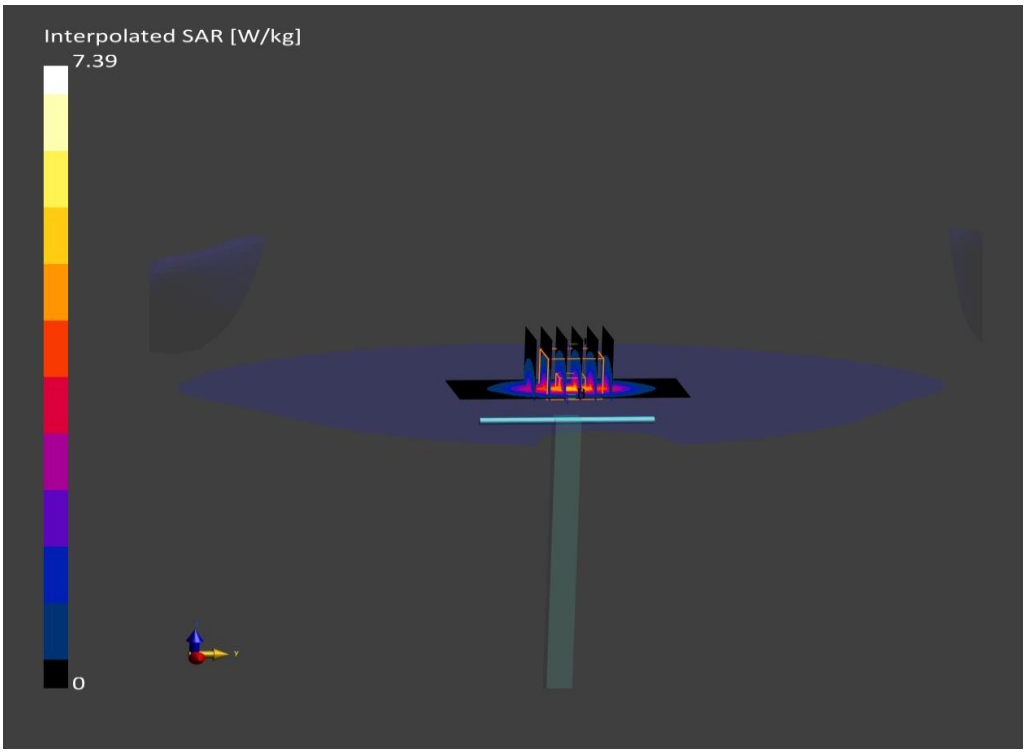

# PCTEST

## DUT: Dipole 2300.0 MHz; Type: D2300V2 - SN1064

Communication System: UID: 0, CW; Frequency: 2300.0 MHz
Medium: 2300 Body; Medium parameters used:
f = 2300.0 MHz; cond = 1.76 S/m; perm = 52.4; density = 1000 kg/ $m^3$
Phantom Section: Flat; Space: 10 mm

Test Date: 12/07/2021; Ambient Temp: 21.2°C; Tissue Temp: 21.9°C

Probe: EX3DV4 - SN7420; ConvF:(7.57,7.57,7.57); Calibrated: 2021-10-27
Sensor-Surface: 1.4mm (VMS + 6p)
Electronics: DAE4 Sn1333; Calibrated: 2021-10-20
Phantom: Twin-SAM V8.0; Serial: 2029
Measurement SW: DASY Module SAR V16.0.0.116

# 2300 MHz System Verification at 20 dBm (100 mW)

**Area Scan (40.0 x 80.0):** Measurement grid: dx=10.0 mm, dy=10.0 mm
**Zoom Scan (30.0 x 30.0 x 30.0):** Measurement grid: dx=5.0 mm, dy=5.0 mm, dz=1.5 mm; Graded Ratio: 1.5
Peak SAR (extrapolated) = 9.34 W/kg
**SAR(1 g) = 4.80 W/kg; SAR(10 g) = 2.31 W/kg**
Deviation (1 g) = -0.83%;

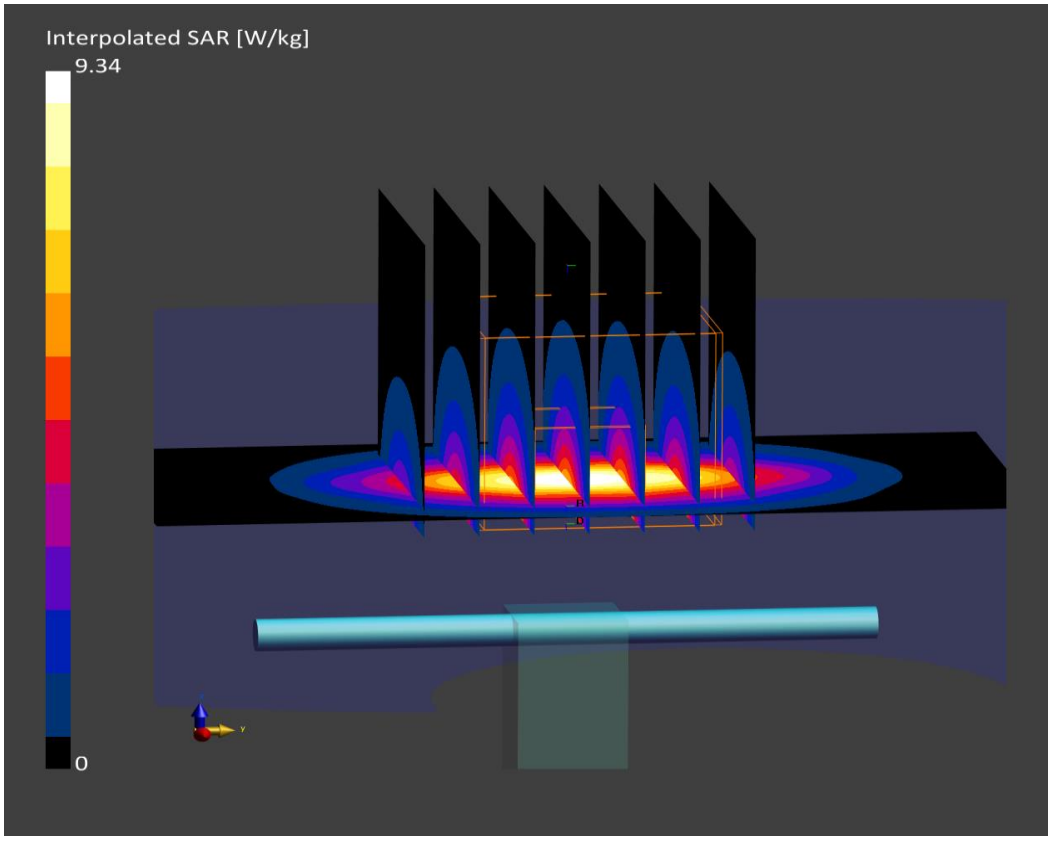

# PCTEST

### DUT: Dipole 2300.0 MHz; Type: D2300V2 - SN1064

Communication System: UID: 0, CW; Frequency: 2300.0 MHz
Medium: 2300 Body; Medium parameters used:
f = 2300.0 MHz; cond = 1.80 S/m; perm = 52.2; density = 1000 kg/ $m^3$
Phantom Section: Flat; Space: 10 mm

Test Date: 12/09/2021; Ambient Temp: 22.2°C; Tissue Temp: 22.0°C

Probe: EX3DV4 - SN7420; ConvF:(7.57,7.57,7.57); Calibrated: 2021-10-27
Sensor-Surface: 1.4mm (VMS + 6p)
Electronics: DAE4 Sn1333; Calibrated: 2021-10-20
Phantom: Twin-SAM V8.0; Serial: 2029
Measurement SW: DASY Module SAR V16.0.0.116

## 2300 MHz System Verification at 20 dBm (100 mW)

**Area Scan (40.0 x 80.0):** Measurement grid: dx=10.0 mm, dy=10.0 mm
**Zoom Scan (30.0 x 30.0 x 30.0):** Measurement grid: dx=5.0 mm, dy=5.0 mm, dz=1.5 mm; Graded Ratio: 1.5
Peak SAR (extrapolated) = 9.58 W/kg
**SAR(1 g) = 4.96 W/kg; SAR(10 g) = 2.40 W/kg**
Deviation (1 g) = 2.48%;

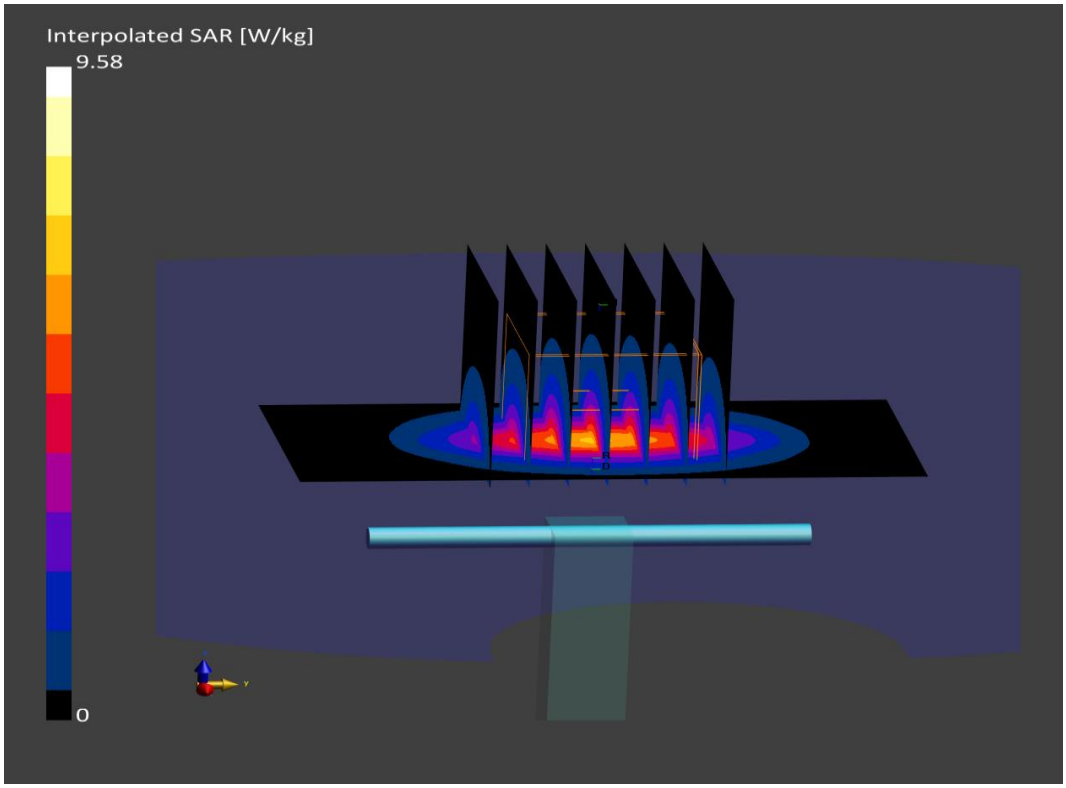

# PCTEST

### DUT: Dipole 2450.0 MHz; Type: D2450V2 - SN750

Communication System: UID: 0, CW; Frequency: 2450.0 MHz
Medium: 2450-2600 Body; Medium parameters used:
f = 2450.0 MHz; cond = 2.02 S/m; perm = 52.9; density = 1000 kg/ $m^3$
Phantom Section: Flat; Space: 10 mm

Test Date: 12/23/2021; Ambient Temp: 22.6°C; Tissue Temp: 20.4°C

Probe: EX3DV4 - SN3837; Conv F:(7.46,7.46,7.46); Calibrated: 2021-01-18
Sensor-Surface: 1.4mm (VMS + 6p)
Electronics: DAE4 Sn793; Calibrated: 2021-01-13
Phantom: Twin-SAM V8.0; Serial: 1736
Measurement SW: DASY Module SAR V16.0.0.116

## 2450 MHz System Verification at 20 dBm (100 mW)

**Area Scan (40.0 x 80.0):** Measurement grid: dx=10.0 mm, dy=10.0 mm
**Zoom Scan (30.0 x 30.0 x 30.0):** Measurement grid: dx=5.0 mm, dy=5.0 mm, dz=1.5 mm; Graded Ratio: 1.5
Peak SAR (extrapolated) = 11.0 W/kg
**SAR (1 g) = 5.17 W/kg; SAR (10 g) = 2.40 W/kg**
Deviation (1 g) = 1.37%;

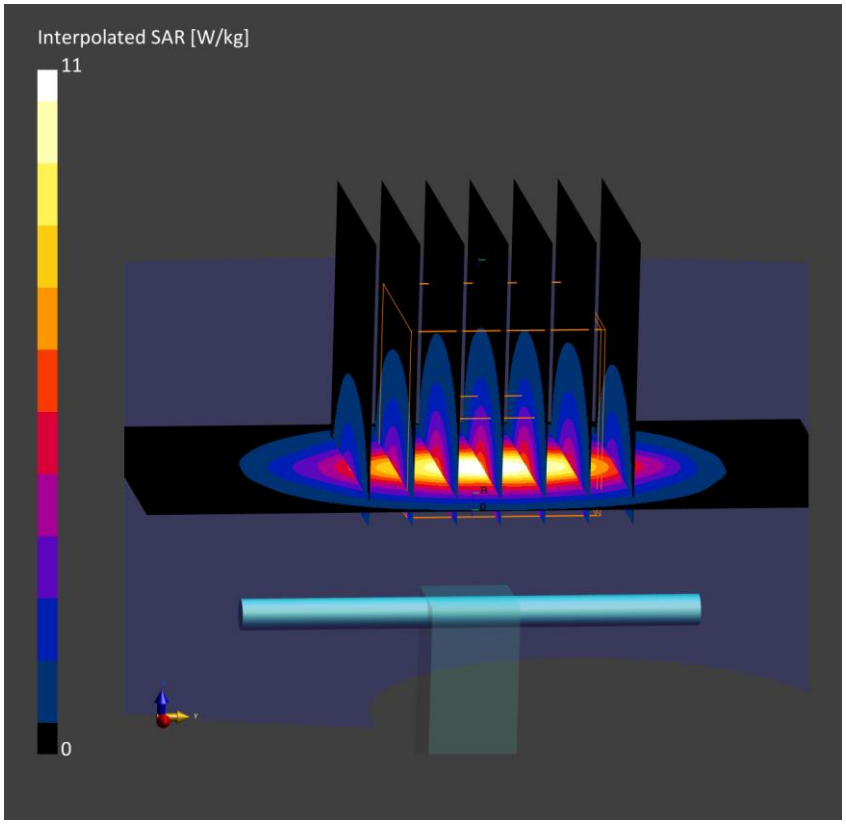

# PCTEST

## DUT: Dipole 2450.0 MHz; Type: D2450V2 - SN750

Communication System: UID: 0, CW; Frequency: 2450.0 MHz
Medium: 2450 Body; Medium parameters used:
f = 2450.0 MHz; cond = 2.00 S/m; perm = 50.3; density = 1000 kg/ $m^3$
Phantom Section: Flat; Space: 10 mm

Test Date: 12/23/2021; Ambient Temp: 21.8°C; Tissue Temp: 21.1°C

Probe: EX3DV4 - SN7416; ConvF:(7.36,7.36,7.36); Calibrated: 2021-05-18
Sensor-Surface: 1.4mm (VMS + 6p)
Electronics: DAE4 Sn701; Calibrated: 2021-05-11
Phantom: Twin-SAM V8.0; Serial: 1357
Measurement SW: DASY Module SAR V16.0.0.116

# 2450 MHz System Verification at 20 dBm (100 mW)

**Area Scan (40.0 x 80.0):** Measurement grid: dx=10.0 mm, dy=10.0 mm
**Zoom Scan (30.0 x 30.0 x 30.0):** Measurement grid: dx=5.0 mm, dy=5.0 mm, dz=1.5 mm; Graded Ratio: 1.5
Peak SAR (extrapolated) = 9.94 W/kg
**SAR(1 g) = 4.95 W/kg; SAR(10 g) = 2.29 W/kg**
Deviation (1 g) = -2.94%;



# PCTEST

## DUT: Dipole 2450.0 MHz; Type: D2450V2 - SN750

Communication System: UID: 0, CW; Frequency: 2450.0 MHz
Medium: 2450 Body; Medium parameters used:
f = 2450.0 MHz; cond = 2.01 S/m; perm = 51.4; density = 1000 kg/ $m^3$
Phantom Section: Flat; Space: 10 mm

Test Date: 12/31/2021; Ambient Temp: 22.1°C; Tissue Temp: 21.5°C

Probe: EX3DV4 - SN3837; Conv F:(7.46,7.46,7.46); Calibrated: 2021-01-18
Sensor-Surface: 1.4mm (VMS + 6p)
Electronics: DAE4 Sn793; Calibrated: 2021-01-13
Phantom: Twin-SAM V8.0; Serial: 1736
Measurement SW: DASY Module SAR V16.0.0.116

# 2450 MHz System Verification at 20 dBm (100 mW)

**Area Scan (40.0 x 80.0):** Measurement grid: dx=10.0 mm, dy=10.0 mm
**Zoom Scan (30.0 x 30.0 x 30.0):** Measurement grid: dx=5.0 mm, dy=5.0 mm, dz=1.5 mm; Graded Ratio: 1.5
Peak SAR (extrapolated) = 10.8 W/kg
**SAR (1 g) = 4.93 W/kg; SAR (10 g) = 2.28 W/kg**
Deviation (1 g) = -3.33%;

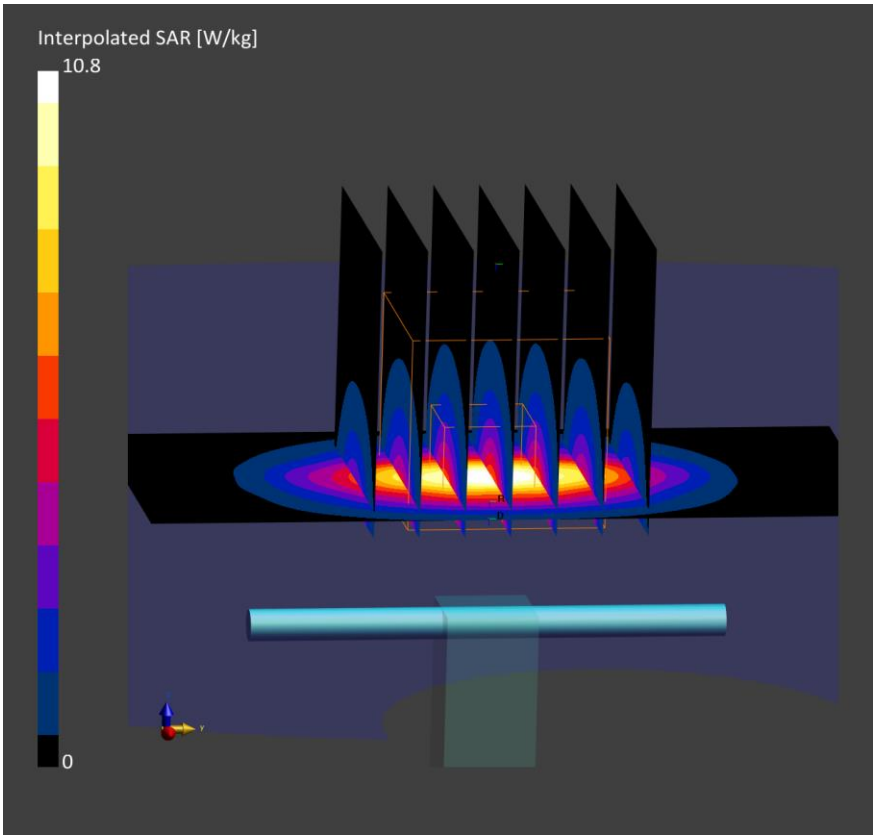

# PCTEST

### DUT: Dipole 2450.0 MHz; Type: D2450V2 - SN750

Communication System: UID: 0, CW; Frequency: 2450.0 MHz
Medium: 2450-2600 Body; Medium parameters used:
f = 2450.0 MHz; cond = 2.00 S/m; perm = 53.4; density = 1000 kg/ $m^3$
Phantom Section: Flat; Space: 10 mm

Test Date: 01/03/2022; Ambient Temp: 23.5°C; Tissue Temp: 21.7°C

Probe: EX3DV4 - SN7421; ConvF:(7.44,7.44,7.44); Calibrated: 2021-03-17
Sensor-Surface: 1.4mm (VMS + 6p)
Electronics: DAE4 Sn604; Calibrated: 2021-08-02
Phantom: Twin-SAM V8.0; Serial: 1944
Measurement SW: DASY Module SAR V16.0.0.116

## 2450 MHz System Verification at 20 dBm (100 mW)

**Area Scan (40.0 x 80.0):** Measurement grid: dx=10.0 mm, dy=10.0 mm
**Zoom Scan (30.0 x 30.0 x 30.0):** Measurement grid: dx=5.0 mm, dy=5.0 mm, dz=1.5 mm; Graded Ratio: 1.5
Peak SAR (extrapolated) = 10.2 W/kg
**SAR(1 g) = 4.85 W/kg; SAR(10 g) = 2.23 W/kg**
Deviation (1 g) = -4.90%;

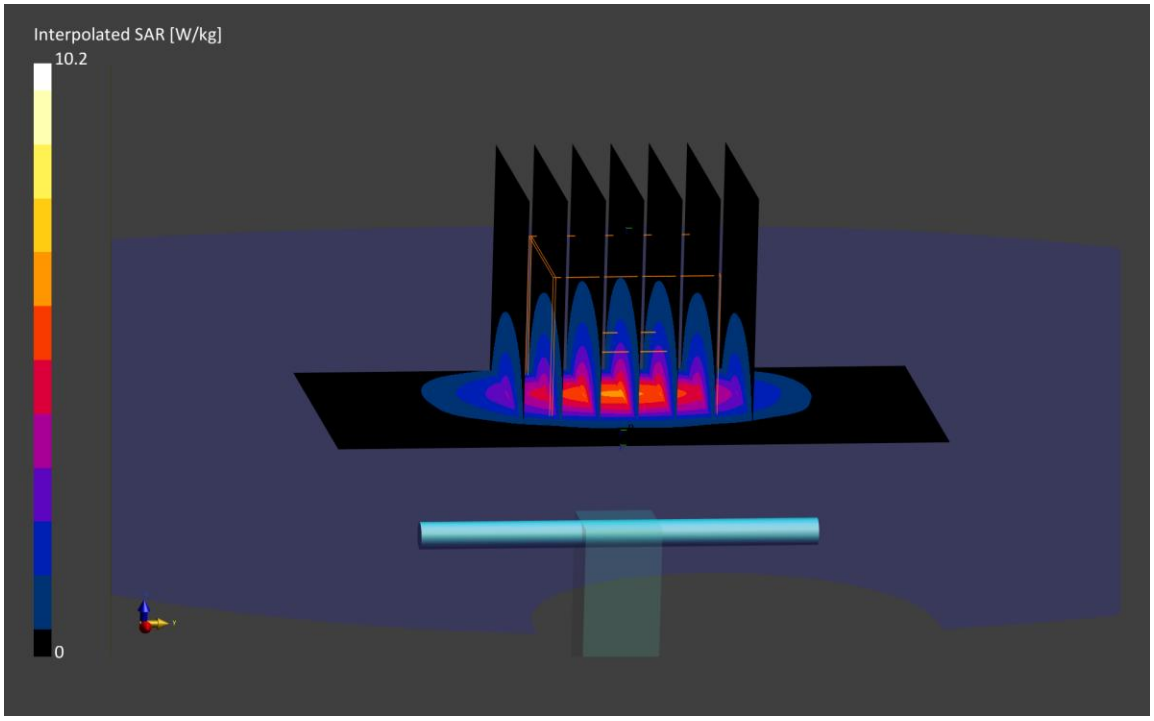

# PCTEST

### DUT: Dipole 2450.0 MHz; Type: D2450V2 - SN750

Communication System: UID: 0, CW; Frequency: 2450.0 MHz
Medium: 2450-2600 Body; Medium parameters used:
f = 2450.0 MHz; cond = 1.99 S/m; perm = 50.6; density = 1000 kg/ $m^3$
Phantom Section: Flat; Space: 10 mm

Test Date: 01/03/2022; Ambient Temp: 20.0°C; Tissue Temp: 19.6°C

Probe: EX3DV4 - SN3837; ConvF:(7.46,7.46,7.46); Calibrated: 2021-01-18
Sensor-Surface: 1.4mm (VMS + 6p)
Electronics: DAE4 Sn793; Calibrated: 2021-01-13
Phantom: Twin-SAM V8.0; Serial: 1736
Measurement SW: DASY Module SAR V16.0.0.116

## 2450 MHz System Verification at 20 dBm (100 mW)

**Area Scan (40.0 x 80.0):** Measurement grid: dx=10.0 mm, dy=10.0 mm
**Zoom Scan (30.0 x 30.0 x 30.0):** Measurement grid: dx=5.0 mm, dy=5.0 mm, dz=1.5 mm; Graded Ratio: 1.5
Peak SAR (extrapolated) = 10.8 W/kg
**SAR(1 g) = 5.12 W/kg; SAR(10 g) = 2.35 W/kg**
Deviation (1 g) = 0.39%;

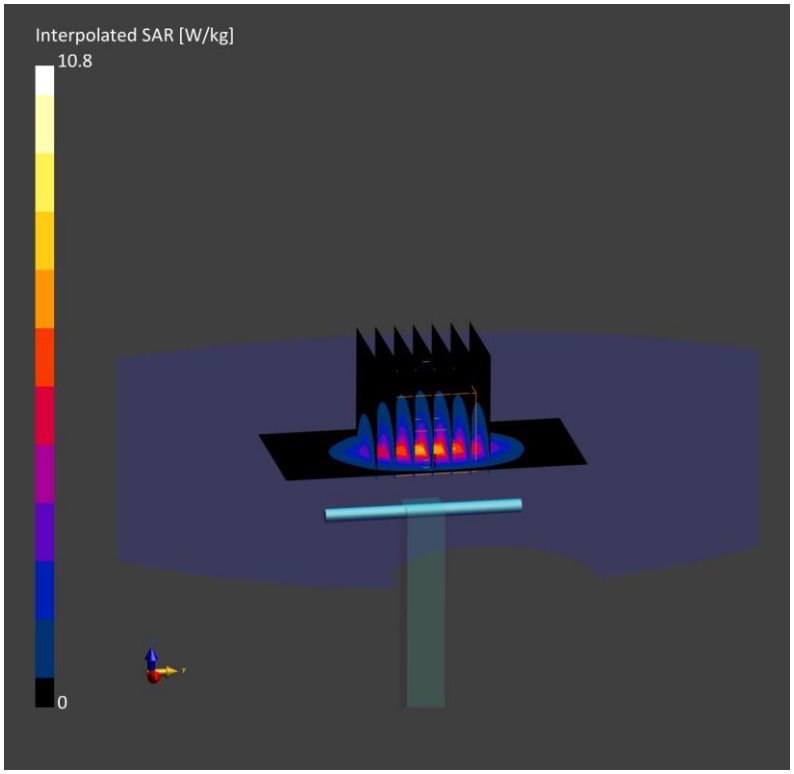

# PCTEST

### DUT: Dipole 2600.0 MHz; Type: D2600V2 - SN1042

Communication System: UID: 0, CW; Frequency: 2600.0 MHz
Medium: 2450-2600 Body; Medium parameters used:
f = 2600.0 MHz; cond = 2.17 S/m; perm = 52.7; density = 1000 kg/ $m^3$
Phantom Section: Flat; Space: 10 mm

Test Date: 12/23/2021; Ambient Temp: 22.6°C; Tissue Temp: 20.4°C

Probe: EX3DV4 - SN3837; Conv F:(7.12,7.12,7.12); Calibrated: 2021-01-18
Sensor-Surface: 1.4mm (VMS + 6p)
Electronics: DAE4 Sn793; Calibrated: 2021-01-13
Phantom: Twin-SAM V8.0; Serial: 1736
Measurement SW: DASY Module SAR V16.0.0.116

## 2600 MHz System Verification at 20 dBm (100 mW)

**Area Scan (40.0 x 80.0):** Measurement grid: dx=10.0 mm, dy=10.0 mm
**Zoom Scan (30.0 x 30.0 x 30.0):** Measurement grid: dx=5.0 mm, dy=5.0 mm, dz=1.5 mm; Graded Ratio: 1.5
Peak SAR (extrapolated) = 12.3 W/kg
**SAR (1 g) = 5.77 W/kg; SAR (10 g) = 2.57 W/kg**
Deviation (1 g) = 4.53%;

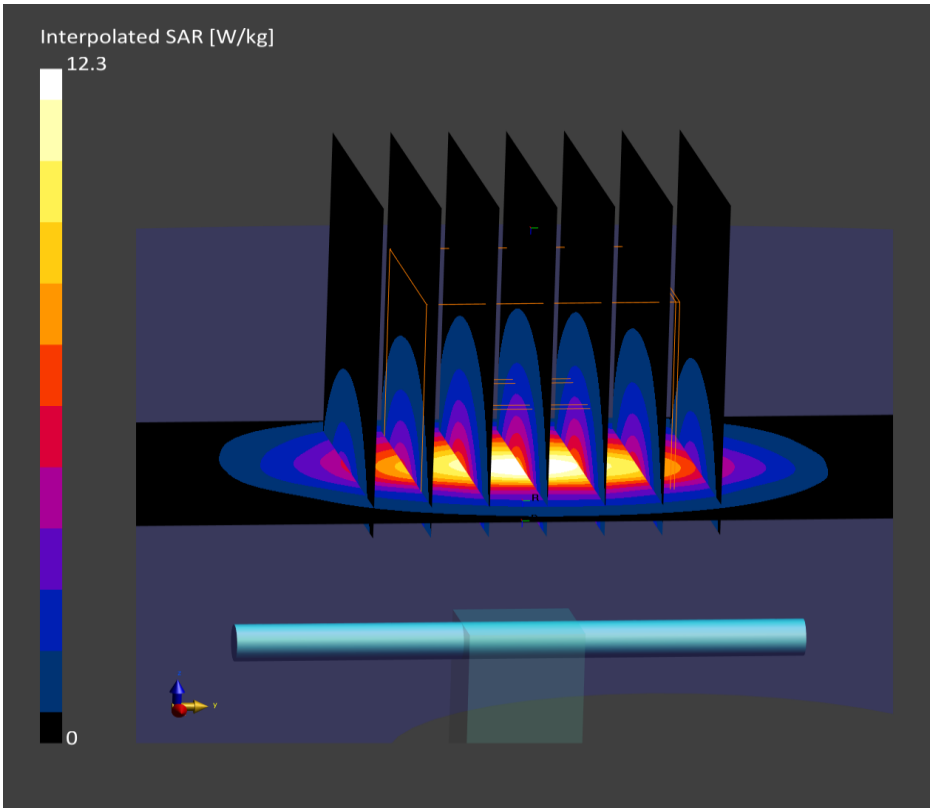

# PCTEST

## DUT: Dipole 2600.0 MHz; Type: D2600V2 - SN1042

Communication System: UID: 0, CW; Frequency: 2600.0 MHz
Medium: 2450-2600 Body; Medium parameters used:
f = 2600.0 MHz; cond = 2.22 S/m; perm = 52.8; density = 1000 kg/ $m^3$
Phantom Section: Flat; Space: 10 mm

Test Date: 01/03/2022; Ambient Temp: 23.5°C; Tissue Temp: 21.7°C

Probe: EX3DV4 - SN7421; ConvF:(7.21,7.21,7.21); Calibrated: 2021-03-17
Sensor-Surface: 1.4mm (VMS + 6p)
Electronics: DAE4 Sn604; Calibrated: 2021-08-02
Phantom: Twin-SAM V8.0; Serial: 1944
Measurement SW: DASY Module SAR V16.0.0.116

# 2600 MHz System Verification at 20 dBm (100 mW)

**Area Scan (40.0 x 80.0):** Measurement grid: dx=10.0 mm, dy=10.0 mm
**Zoom Scan (30.0 x 30.0 x 30.0):** Measurement grid: dx=5.0 mm, dy=5.0 mm, dz=1.5 mm; Graded Ratio: 1.5
Peak SAR (extrapolated) = 12.9 W/kg
**SAR(1 g) = 5.56 W/kg; SAR(10 g) = 2.43 W/kg**
Deviation (1 g) = 0.72%;

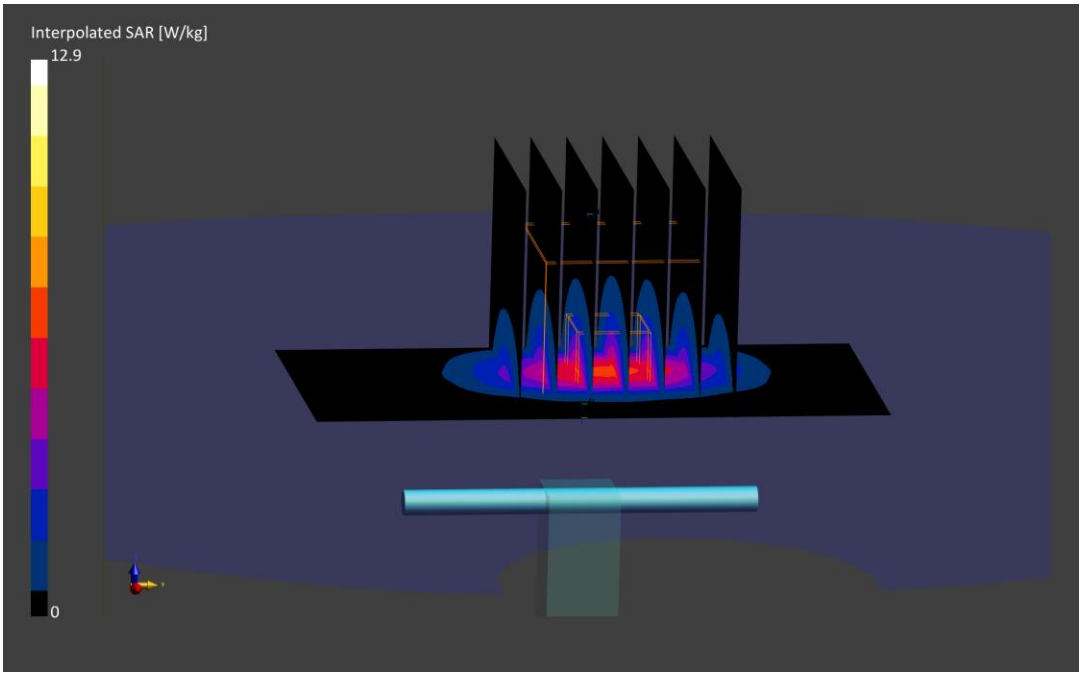

# PCTEST

### DUT: Dipole 2600.0 MHz; Type: D2600V2 - SN1042

Communication System: UID: 0, CW; Frequency: 2600.0 MHz
Medium: 2450-2600 Body; Medium parameters used:
f = 2600.0 MHz; cond = 2.14 S/m; perm = 50.3; density = 1000 kg/ $m^3$
Phantom Section: Flat; Space: 10 mm

Test Date: 01/03/2022; Ambient Temp: 20.0°C; Tissue Temp: 19.6°C

Probe: EX3DV4 - SN3837; ConvF:(7.12,7.12,7.12); Calibrated: 2021-01-18
Sensor-Surface: 1.4mm (VMS + 6p)
Electronics: DAE4 Sn793; Calibrated: 2021-01-13
Phantom: Twin-SAM V8.0; Serial: 1736
Measurement SW: DASY Module SAR V16.0.0.116

## 2600 MHz System Verification at 20 dBm (100 mW)

**Area Scan (40.0 x 80.0):** Measurement grid: dx=10.0 mm, dy=10.0 mm
**Zoom Scan (30.0 x 30.0 x 30.0):** Measurement grid: dx=5.0 mm, dy=5.0 mm, dz=1.5 mm; Graded Ratio: 1.5
Peak SAR (extrapolated) = 12.6 W/kg
**SAR(1 g) = 5.88 W/kg; SAR(10 g) = 2.61 W/kg**
Deviation (1 g) = 6.52%;

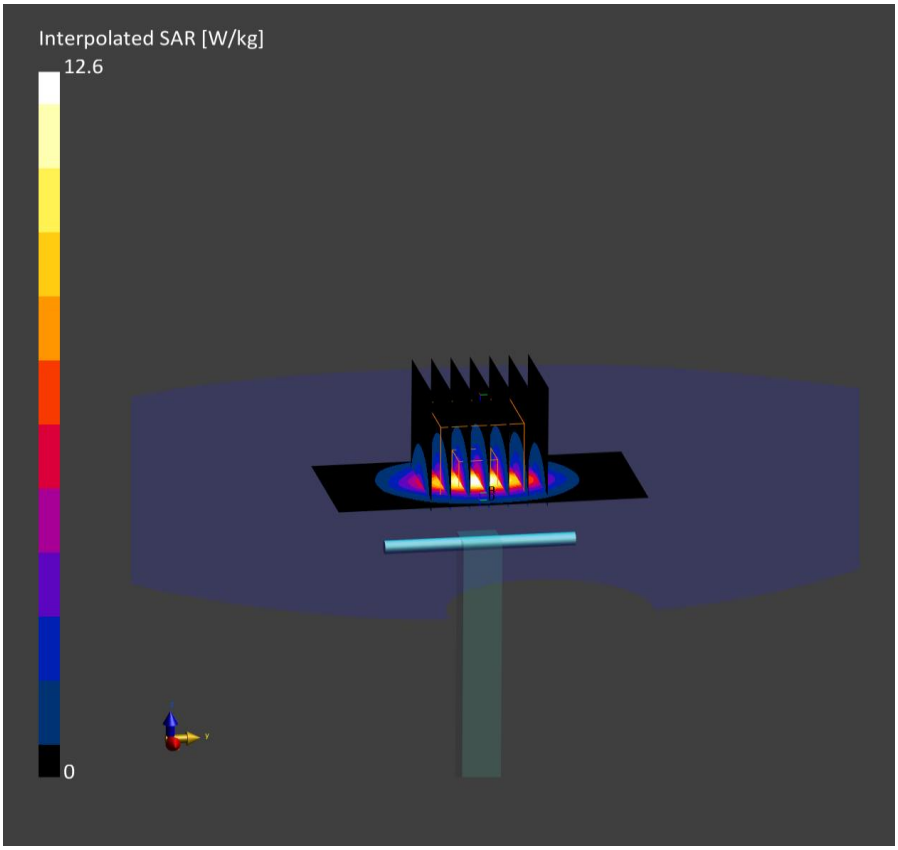

# PCTEST

### DUT: Dipole 3500.0 MHz; Type: D3500V2 - SN1055

Communication System: UID: 0, CW; Frequency: 3500.0 MHz
Medium: 3500-3900 Body; Medium parameters used:
f = 3500.0 MHz; cond = 3.29 S/m; perm = 52.6; density = 1000 kg/ $m^3$
Phantom Section: Flat; Space: 10 mm

Test Date: 12/09/2021; Ambient Temp: 22.0°C; Tissue Temp: 22.4°C

Probe: EX3DV4 - SN7674; ConvF:(6.18,6.18,6.18); Calibrated: 2021-09-06
Sensor-Surface: 1.4mm (All points)
Electronics: DAE4 Sn1683; Calibrated: 2021-08-06
Phantom: Twin-SAM V8.0; Serial: 2071
Measurement SW: DASY Module SAR V16.0.0.116

## 3500 MHz System Verification at 20 dBm (100 mW)

**Area Scan (40.0 x 80.0):** Measurement grid: dx=10.0 mm, dy=10.0 mm
**Zoom Scan (28.0 x 28.0 x 28.0):** Measurement grid: dx=5.0 mm, dy=5.0 mm, dz=1.4 mm; Graded Ratio: 1.5
Peak SAR (extrapolated) = 15.8 W/kg
**SAR(1 g) = 6.18 W/kg; SAR(10 g) = 2.31 W/kg**
Deviation (1 g) = -4.92%;

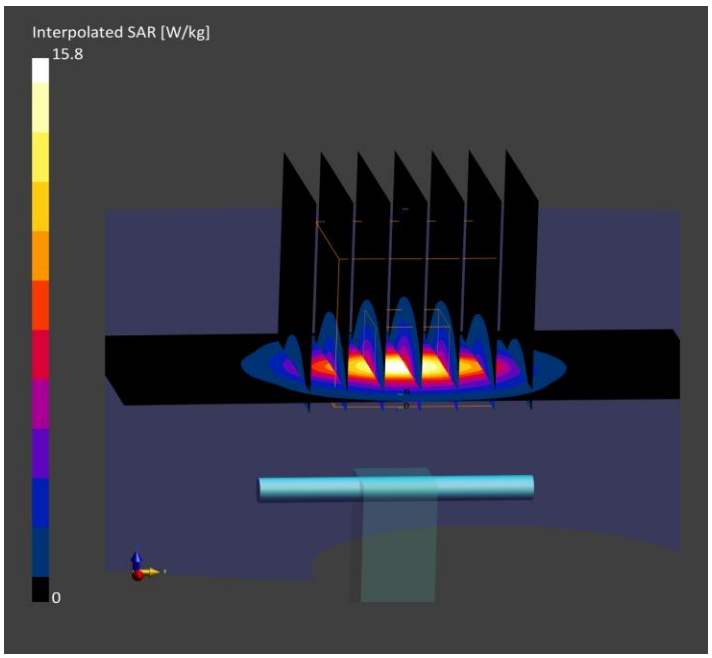

# PCTEST

## DUT: Dipole 3500.0 MHz; Type: D3500V2 - SN1055

Communication System: UID: 0, CW; Frequency: 3500.0 MHz
Medium: 3500-3900 Body; Medium parameters used:
f = 3500.0 MHz; cond = 3.35 S/m; perm = 49.8; density = 1000 kg/ $m^3$
Phantom Section: Flat; Space: 10 mm

Test Date: 12/27/2021; Ambient Temp: 21.0°C; Tissue Temp: 20.0°C

Probe: EX3DV4 - SN7546; ConvF:(6.59,6.59,6.59); Calibrated: 2021-07-21
Sensor-Surface: 1.4mm (VMS + 6p)
Electronics: DAE4 Sn1402; Calibrated: 2021-07-14
Phantom: Twin-SAM V8.0; Serial: 1936
Measurement SW: DASY Module SAR V16.0.0.116

# 3500 MHz System Verification at 20 dBm (100 mW)

**Area Scan (40.0 x 80.0):** Measurement grid: dx=10.0 mm, dy=10.0 mm
**Zoom Scan (28.0 x 28.0 x 28.0):** Measurement grid: dx=5.0 mm, dy=5.0 mm, dz=1.4 mm; Graded Ratio: 1.5
Peak SAR (extrapolated) = 17.7 W/kg
**SAR(1 g) = 6.83 W/kg; SAR(10 g) = 2.53 W/kg**
Deviation (1 g) = 5.08%;

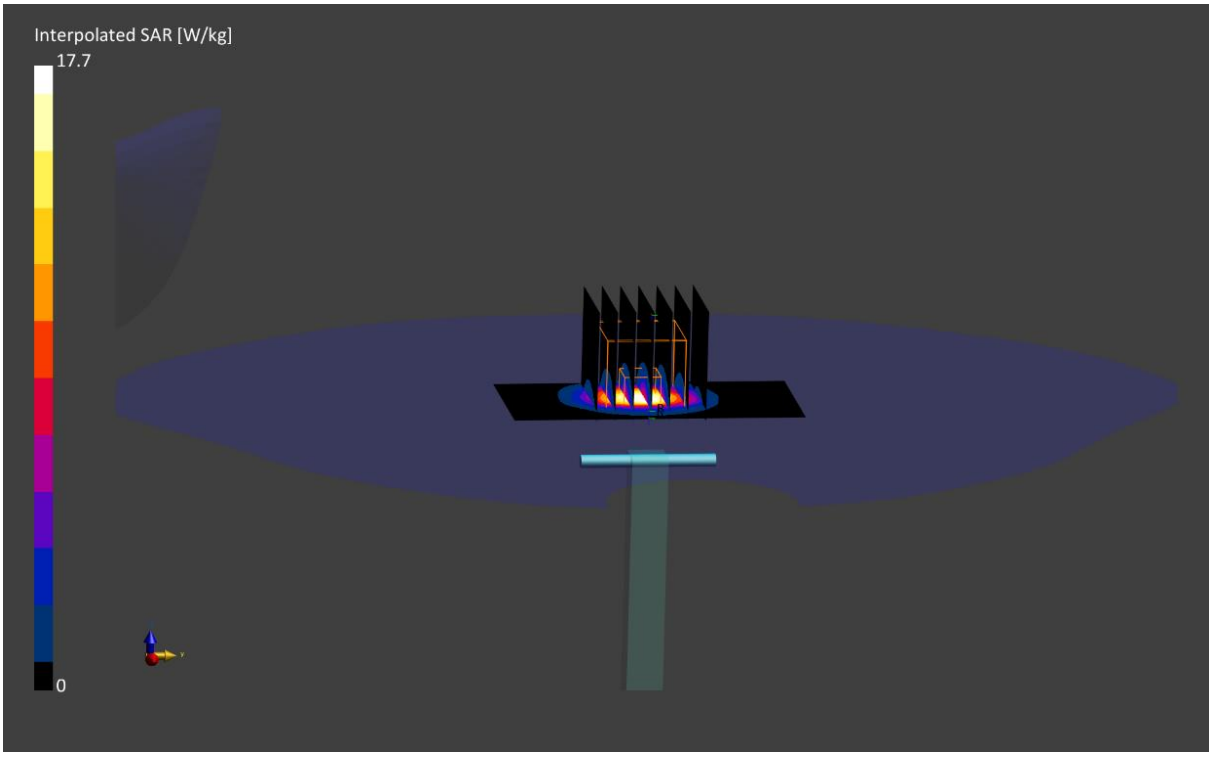

# PCTEST

### DUT: Dipole 3700.0 MHz; Type: D3700V2 - SN1002

Communication System: UID: 0, CW; Frequency: 3700.0 MHz
Medium: 3500-3900 Body; Medium parameters used:
f = 3700.0 MHz; cond = 3.49 S/m; perm = 52.3; density = 1000 kg/ $m^3$
Phantom Section: Flat; Space: 10 mm

Test Date: 12/09/2021; Ambient Temp: 22.0°C; Tissue Temp: 22.4°C

Probe: EX3DV4 - SN7674; ConvF:(6.03,6.03,6.03); Calibrated: 2021-09-06
Sensor-Surface: 1.4mm (All points)
Electronics: DAE4 Sn1683; Calibrated: 2021-08-06
Phantom: Twin-SAM V8.0; Serial: 2071
Measurement SW: DASY Module SAR V16.0.0.65

## 3700 MHz System Verification at 20 dBm (100 mW)

**Area Scan (40.0 x 80.0):** Measurement grid: dx=10.0 mm, dy=10.0 mm
**Zoom Scan (28.0 x 28.0 x 28.0):** Measurement grid: dx=5.0 mm, dy=5.0 mm, dz=1.4 mm; Graded Ratio: 1.5
Peak SAR (extrapolated) = 17.6 W/kg
**SAR(1 g) = 6.53 W/kg; SAR(10 g) = 2.36 W/kg**
Deviation (1 g) = 0.93%;

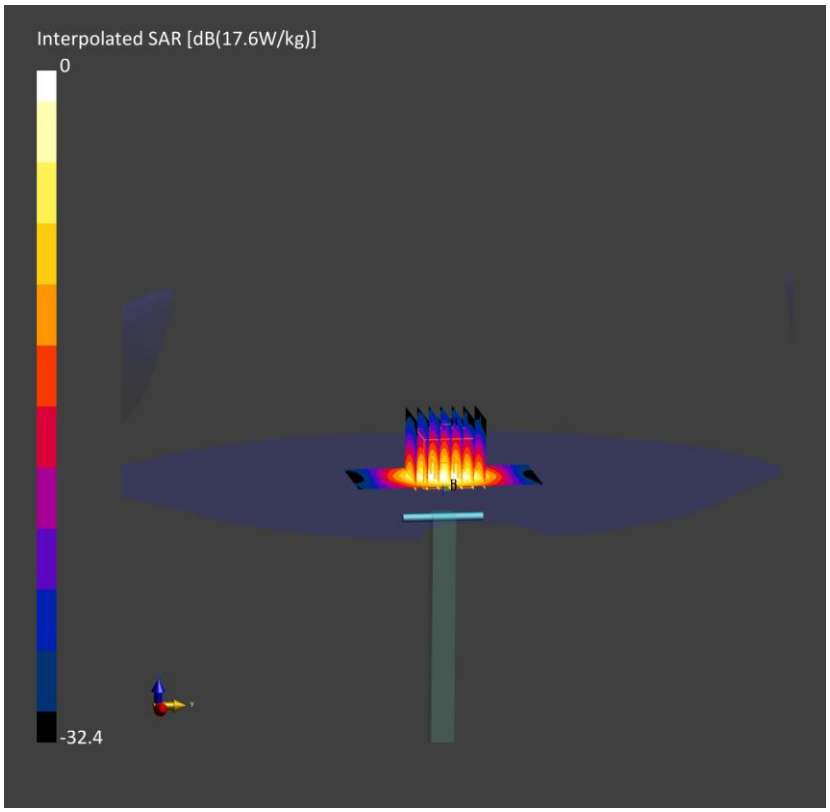

# PCTEST

## DUT: Dipole 3700.0 MHz; Type: D3700V2 - SN1097

Communication System: UID: 0, CW; Frequency: 3700.0 MHz
Medium: 3500-3900 Body; Medium parameters used:
f = 3700.0 MHz; cond = 3.66 S/m; perm = 49.3; density = 1000 kg/ $m^3$
Phantom Section: Flat; Space: 10 mm

Test Date: 12/22/2021; Ambient Temp: 20.80°C; Tissue Temp: 20.50°C

Probe: EX3DV4 - SN7546; ConvF:(6.39,6.39,6.39); Calibrated: 2021-07-21
Sensor-Surface: 1.4mm (VMS + 6p)
Electronics: DAE4 Sn1402; Calibrated: 2021-07-14
Phantom: Twin-SAM V8.0; Serial: 1936
Measurement SW: DASY Module SAR V16.0.0.116

# 3700 MHz System Verification at 20 dBm (100 mW)

**Area Scan (40.0 x 80.0):** Measurement grid: dx=10.0 mm, dy=10.0 mm
**Zoom Scan (28.0 x 28.0 x 28.0):** Measurement grid: dx=5.0 mm, dy=5.0 mm, dz=1.4 mm; Graded Ratio: 1.5
Peak SAR (extrapolated) = 17.7 W/kg
**SAR(1 g) = 6.63 W/kg; SAR(10 g) = 2.38 W/kg**
Deviation (1 g) = 6.42%;



# PCTEST

## DUT: Dipole 3700.0 MHz; Type: D3700V2 - SN1002

Communication System: UID: 0, CW; Frequency: 3700.0 MHz
Medium: 3500-3900 Body; Medium parameters used:
f = 3700.0 MHz; cond = 3.57 S/m; perm = 49.5; density = 1000 kg/ $m^3$
Phantom Section: Flat; Space: 10 mm

Test Date: 12/27/2021; Ambient Temp: 21.0°C; Tissue Temp: 20.0°C

Probe: EX3DV4 - SN7546; ConvF:(6.39,6.39,6.39); Calibrated: 2021-07-21
Sensor-Surface: 1.4mm (VMS + 6p)
Electronics: DAE4 Sn1402; Calibrated: 2021-07-14
Phantom: Twin-SAM V8.0; Serial: 1936
Measurement SW: DASY Module SAR V16.0.0.116

# 3700 MHz System Verification at 20 dBm (100 mW)

**Area Scan (40.0 x 80.0):** Measurement grid: dx=10.0 mm, dy=10.0 mm
**Zoom Scan (28.0 x 28.0 x 28.0):** Measurement grid: dx=5.0 mm, dy=5.0 mm, dz=1.4 mm; Graded Ratio: 1.5
Peak SAR (extrapolated) = 16.7 W/kg
**SAR(1 g) = 6.19 W/kg; SAR(10 g) = 2.29 W/kg**
Deviation (1 g) = -4.33%;



# PCTEST

### DUT: Dipole 3900.0 MHz; Type: D3900V2 - SN1062

Communication System: UID: 0, CW; Frequency: 3900.0 MHz
Medium: 3500-3900 Body; Medium parameters used:
f = 3900.0 MHz; cond = 3.92 S/m; perm = 49.1; density = 1000 kg/ $m^3$
Phantom Section: Flat; Space: 10 mm

Test Date: 12/22/2021; Ambient Temp: 20.8°C; Tissue Temp: 20.5°C

Probe: EX3DV4 - SN7546; ConvF:(6.1,6.1,6.1); Calibrated: 2021-07-21
Sensor-Surface: 1.4mm (VMS + 6p)
Electronics: DAE4 Sn1402; Calibrated: 2021-07-14
Phantom: Twin-SAM V8.0; Serial: 1936
Measurement SW: DASY Module SAR V16.0.0.116

## 3900 MHz System Verification at 20 dBm (100 mW)

**Area Scan (40.0 x 80.0):** Measurement grid: dx=10.0 mm, dy=10.0 mm
**Zoom Scan (28.0 x 28.0 x 28.0):** Measurement grid: dx=5.0 mm, dy=5.0 mm, dz=1.4 mm; Graded Ratio: 1.5
Peak SAR (extrapolated) = 18.6 W/kg
**SAR(1 g) = 6.57 W/kg; SAR(10 g) = 2.25 W/kg**
Deviation (1 g) = -0.90%;

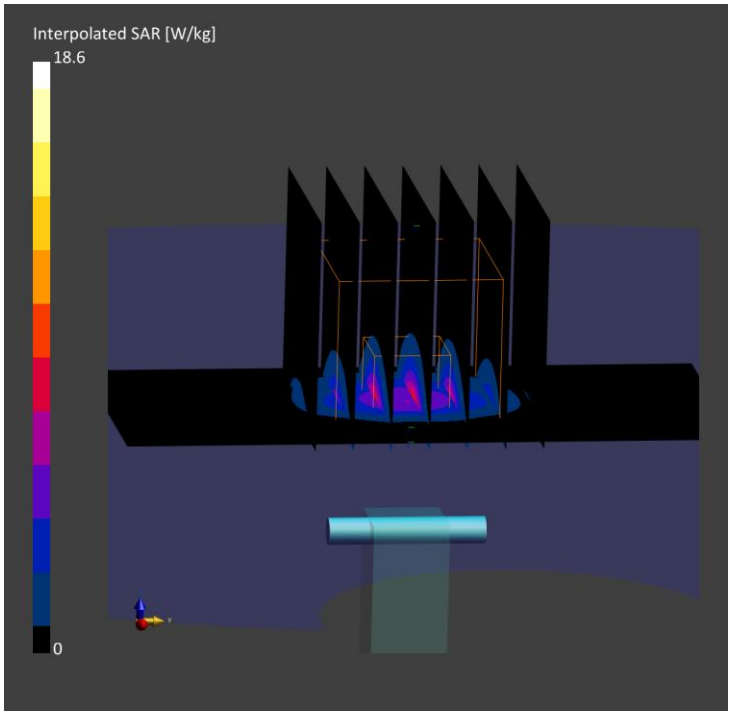

# PCTEST

## DUT: Dipole 5250.0 MHz; Type: D5GHzV2 - SN1123

Communication System: UID: 0, CW; Frequency: 5250.0 MHz
Medium: 5200-5800 Body; Medium parameters used:
f = 5250.0 MHz; cond = 5.39 S/m; perm = 49.5; density = 1000 kg/ $m^3$
Phantom Section: Flat; Space: 10 mm

Test Date: 12/27/2021; Ambient Temp: 22.7°C; Tissue Temp: 21.4°C

Probe: EX3DV4 - SN7532; ConvF:(4.68,4.68,4.68); Calibrated: 2021-04-19
Sensor-Surface: 1.4mm (VMS + 6p)
Electronics: DAE4 Sn501; Calibrated: 2021-04-13
Phantom: Twin-SAM V4.0; Serial: 1275
Measurement SW: DASY Module SAR V16.0.0.116

# 5250 MHz System Verification at 17 dBm (50 mW)

**Area Scan (40.0 x 80.0):** Measurement grid: dx=10.0 mm, dy=10.0 mm
**Zoom Scan (22.0 x 22.0 x 22.0):** Measurement grid: dx=4.0 mm, dy=4.0 mm, dz=1.4 mm; Graded Ratio: 1.4
Peak SAR (extrapolated) = 12.6 W/kg
**SAR(1 g) = 3.53 W/kg; SAR(10 g) = 1.00 W/kg**
Deviation (1 g) = -3.95%;



# PCTEST

## DUT: Dipole 5600.0 MHz; Type: D5GHzV2 - SN1123

Communication System: UID: 0, CW; Frequency: 5600.0 MHz
Medium: 5200-5800 Body; Medium parameters used:
f = 5600.0 MHz; cond = 5.90 S/m; perm = 48.9; density = 1000 kg/ $m^3$
Phantom Section: Flat; Space: 10 mm

Test Date: 12/27/2021; Ambient Temp: 22.7°C; Tissue Temp: 21.4°C

Probe: EX3DV4 - SN7532; ConvF:(4.2,4.2,4.2); Calibrated: 2021-04-19
Sensor-Surface: 1.4mm (VMS + 6p)
Electronics: DAE4 Sn501; Calibrated: 2021-04-13
Phantom: Twin-SAM V4.0; Serial: 1275
Measurement SW: DASY Module SAR V16.0.0.116

# 5600 MHz System Verification at 17 dBm (50 mW)

**Area Scan (40.0 x 80.0):** Measurement grid: dx=10.0 mm, dy=10.0 mm
**Zoom Scan (22.0 x 22.0 x 22.0):** Measurement grid: dx=4.0 mm, dy=4.0 mm, dz=1.4 mm; Graded Ratio: 1.4
Peak SAR (extrapolated) = 15.0 W/kg
**SAR(1 g) = 3.87 W/kg; SAR(10 g) = 1.09 W/kg**
Deviation (1 g) = 0.00%;



# PCTEST

### DUT: Dipole 5750.0 MHz; Type: D5GHzV2 - SN1123

Communication System: UID: 0, CW; Frequency: 5750.0 MHz
Medium: 5200-5800 Body; Medium parameters used:
f = 5750.0 MHz; cond = 6.13 S/m; perm = 48.6; density = 1000 kg/ $m^3$
Phantom Section: Flat; Space: 10 mm

Test Date: 12/27/2021; Ambient Temp: 22.7°C; Tissue Temp: 21.4°C

Probe: EX3DV4 - SN7532; ConvF:(4.26,4.26,4.26); Calibrated: 2021-04-19
Sensor-Surface: 1.4mm (VMS + 6p)
Electronics: DAE4 Sn501; Calibrated: 2021-04-13
Phantom: Twin-SAM V4.0; Serial: 1275
Measurement SW: DASY Module SAR V16.0.0.116

## 5750 MHz System Verification at 17 dBm (50 mW)

**Area Scan (40.0 x 80.0):** Measurement grid: dx=10.0 mm, dy=10.0 mm
**Zoom Scan (22.0 x 22.0 x 22.0):** Measurement grid: dx=4.0 mm, dy=4.0 mm, dz=1.4 mm; Graded Ratio: 1.4
Peak SAR (extrapolated) = 14.3 W/kg
**SAR(1 g) = 3.59 W/kg; SAR(10 g) = 1.01 W/kg**
Deviation (1 g) = -1.78%;



# APPENDIX C: SAR TISSUE SPECIFICATIONS


© 2022 PCTEST

## Measurement Procedure for Tissue verification:

1) The network analyzer and probe system was configured and calibrated.
2) The probe was immersed in the tissue. The tissue was placed in a nonmetallic container. Trapped air bubbles beneath the flange were minimized by placing the probe at a slight angle.
3) The complex admittance with respect to the probe aperture was measured
4) The complex relative permittivity $\varepsilon_r^{'}$ can be calculated from the below equation (Pournaropoulos and Misra):

$$Y = \frac{j2\omega\varepsilon_r\varepsilon_0}{\left[\ln\left(b/a\right)\right]^2}\int_a^b\int_a^b\int_0^\pi \cos\phi' \frac{\exp\left[-j\omega r(\mu_0\varepsilon_r^{'}\varepsilon_0)^{1/2}\right]}{r} d\phi' d\rho' d\rho$$

where $Y$ is the admittance of the probe in contact with the sample, the primed and unprimed coordinates refer to source and observation points, respectively, $r^2 = \rho^2 + \rho'^2 - 2\rho\rho'\cos\phi'$ , $\omega$ is the angular frequency, and $j = \sqrt{-1}$ .

**3 Composition / Information on ingredients**

**3.2 Mixtures**
**Description:** Aqueous solution with surfactants and inhibitors
**Declarable, or hazardous components:**

| | | |
|---|---|---|
| CAS: 107-21-1<br>EINECS: 203-473-3<br>Reg.nr.: 01-2119456816-28-0000 | **Ethanediol**<br>STOT RE 2, H373;<br>Acute Tox. 4, H302 | >1.0-4.9% |
| CAS: 68608-26-4<br>EINECS: 271-781-5<br>Reg.nr.: 01-2119527859-22-0000 | **Sodium petroleum sulfonate**<br>Eye Irrit. 2, H319 | < 2.9% |
| CAS: 107-41-5<br>EINECS: 203-489-0<br>Reg.nr.: 01-2119539582-35-0000 | **Hexylene Glycol / 2-Methyl-pentane-2,4-diol**<br>Skin Irrit. 2, H315; Eye Irrit. 2, H319 | < 2.9% |
| CAS: 68920-66-1<br>NLP: 500-236-9<br>Reg.nr.: 01-2119489407-26-0000 | **Alkoxylated alcohol, > $C_{16}$**<br>Aquatic Chronic 2, H411;<br>Skin Irrit. 2, H315; Eye Irrit. 2, H319 | < 2.0% |

**Additional information:**
For the wording of the listed risk phrases refer to section 16.
Not mentioned CAS-, EINECS- or registration numbers are to be regarded as Proprietary/Confidential.
The specific chemical identity and/or exact percentage concentration of proprietary components is withheld as a trade secret.

**Figure C-1**

Note: Liquid recipes are proprietary SPEAG. Since the composition is approximate to the actual liquids utilized, the manufacturer tissue-equivalent liquid data sheets are provided below.


© 2022 PCTEST

Schmid & Partner Engineering AG

**s p e a g**

Zeughausstrasse 43, 8004 Zurich, Switzerland
Phone +41 44 245 9700, Fax +41 44 245 9779
info@speag.com, http://www.speag.com

## Measurement Certificate / Material Test

| | |
|---|---|
| Item Name | **Body Tissue Simulating Liquid (MBBL600-6000V6)** |
| Product No. | SL AAM U16 BC (Batch: 200803-1) |
| Manufacturer | SPEAG |

**Measurement Method**

TSL dielectric parameters measured using calibrated DAK probe.

**Target Parameters**

Target parameters as defined in the KDB 865664 compliance standard.

**Test Condition**

| | |
|---|---|
| Ambient Condition | 22°C ; 30% humidity |
| TSL Temperature | 22°C |
| Test Date | 6-Aug-20 |
| Operator | CL |

**Additional Information**

TSL Density
TSL Heat-capacity

**Results**

| | Measured | | | Target | | Diff.to Target [%] | |
|---|---|---|---|---|---|---|---|
| f [MHz] | e' | e'' | sigma | eps | sigma | Δ-eps | Δ-sigma |
| 600 | 56.3 | 26.8 | 0.89 | 56.1 | 0.95 | 0.3 | -6.3 |
| 750 | 55.8 | 22.6 | 0.94 | 55.5 | 0.96 | 0.5 | -2.1 |
| 800 | 55.7 | 21.6 | 0.96 | 55.3 | 0.97 | 0.7 | -1.0 |
| 825 | 55.7 | 21.1 | 0.97 | 55.2 | 0.98 | 0.8 | -1.0 |
| 835 | 55.7 | 20.9 | 0.98 | 55.1 | 0.99 | 1.0 | -0.5 |
| 850 | 55.6 | 20.7 | 0.98 | 55.2 | 0.99 | 0.8 | -1.0 |
| 900 | 55.5 | 19.9 | 1.00 | 55.0 | 1.05 | 0.9 | -4.8 |
| 1400 | 54.7 | 15.9 | 1.24 | 54.1 | 1.28 | 1.1 | -3.1 |
| 1450 | 54.6 | 15.8 | 1.27 | 54.0 | 1.30 | 1.1 | -2.3 |
| 1600 | 54.4 | 15.3 | 1.36 | 53.8 | 1.39 | 1.1 | -2.2 |
| 1625 | 54.4 | 15.3 | 1.38 | 53.8 | 1.41 | 1.2 | -2.1 |
| 1640 | 54.4 | 15.2 | 1.39 | 53.7 | 1.42 | 1.3 | -2.1 |
| 1650 | 54.3 | 15.2 | 1.39 | 53.7 | 1.43 | 1.1 | -2.8 |
| 1700 | 54.2 | 15.1 | 1.43 | 53.6 | 1.46 | 1.2 | -2.1 |
| 1750 | 54.2 | 15.0 | 1.46 | 53.4 | 1.49 | 1.4 | -2.0 |
| 1800 | 54.1 | 14.9 | 1.50 | 53.3 | 1.52 | 1.5 | -1.3 |
| 1810 | 54.1 | 14.9 | 1.51 | 53.3 | 1.52 | 1.5 | -0.7 |
| 1825 | 54.1 | 14.9 | 1.52 | 53.3 | 1.52 | 1.5 | 0.0 |
| 1850 | 54.0 | 14.9 | 1.53 | 53.3 | 1.52 | 1.3 | 0.7 |
| 1900 | 54.0 | 14.8 | 1.57 | 53.3 | 1.52 | 1.3 | 3.3 |
| 1950 | 53.9 | 14.8 | 1.60 | 53.3 | 1.52 | 1.1 | 5.3 |
| 2000 | 53.8 | 14.8 | 1.64 | 53.3 | 1.52 | 0.9 | 7.9 |
| 2050 | 53.8 | 14.7 | 1.68 | 53.2 | 1.57 | 1.1 | 7.0 |
| 2100 | 53.7 | 14.7 | 1.72 | 53.2 | 1.62 | 1.0 | 6.2 |
| 2150 | 53.7 | 14.7 | 1.76 | 53.1 | 1.66 | 1.1 | 6.0 |
| 2200 | 53.6 | 14.7 | 1.80 | 53.0 | 1.71 | 1.1 | 5.3 |
| 2250 | 53.5 | 14.8 | 1.85 | 53.0 | 1.76 | 1.0 | 5.1 |
| 2300 | 53.5 | 14.8 | 1.89 | 52.9 | 1.81 | 1.1 | 4.4 |
| 2350 | 53.4 | 14.8 | 1.94 | 52.8 | 1.85 | 1.1 | 4.9 |
| 2400 | 53.3 | 14.8 | 1.98 | 52.8 | 1.90 | 1.0 | 4.2 |
| 2450 | 53.3 | 14.9 | 2.03 | 52.7 | 1.95 | 1.1 | 4.1 |
| 2500 | 53.2 | 14.9 | 2.07 | 52.6 | 2.02 | 1.1 | 2.5 |
| 2550 | 53.1 | 15.0 | 2.12 | 52.6 | 2.09 | 1.0 | 1.4 |
| 2600 | 53.0 | 15.0 | 2.17 | 52.5 | 2.16 | 0.9 | 0.5 |

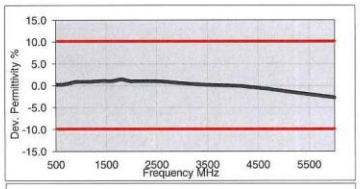


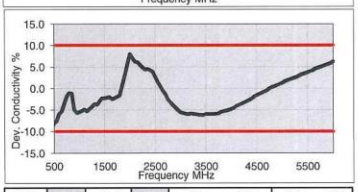


| | | | | | | | |
|---|---|---|---|---|---|---|---|
| 3500 | 51.4 | 16.0 | 3.11 | 51.3 | 3.31 | 0.2 | -6.0 |
| 3700 | 51.1 | 16.2 | 3.34 | 51.1 | 3.55 | 0.1 | -5.9 |
| 5200 | 48.3 | 18.7 | 5.42 | 49.0 | 5.30 | -1.5 | 2.3 |
| 5250 | 48.2 | 18.8 | 5.50 | 49.0 | 5.36 | -1.6 | 2.5 |
| 5300 | 48.1 | 18.9 | 5.57 | 48.9 | 5.42 | -1.7 | 2.8 |
| 5500 | 47.7 | 19.2 | 5.86 | 48.6 | 5.65 | -2.0 | 3.8 |
| 5600 | 47.5 | 19.3 | 6.01 | 48.5 | 5.77 | -2.1 | 4.2 |
| 5700 | 47.3 | 19.4 | 6.16 | 48.3 | 5.88 | -2.3 | 4.8 |
| 5800 | 47.0 | 19.6 | 6.32 | 48.2 | 6.00 | -2.4 | 5.3 |
| 6000 | 46.6 | 19.8 | 6.62 | 47.9 | 6.23 | -2.7 | 6.3 |
| 6500 | | | | | | | |
| 7000 | | | | | | | |
| 7500 | | | | | | | |
| 8000 | | | | | | | |
| 8500 | | | | | | | |
| 9000 | | | | | | | |
| 9500 | | | | | | | |
| 10000 | | | | | | | |

**Figure C-2**
**600 – 5800 MHz Body Tissue Equivalent Matter**



© 2022 PCTEST

# APPENDIX D: SAR SYSTEM VALIDATION


© 2022 PCTEST

Per FCC KDB Publication 865664 D02v01r02, SAR system validation status should be documented to confirm measurement accuracy. The SAR systems (including SAR probes, system components and software versions) used for this device were validated against its performance specifications prior to the SAR measurements. Reference dipoles were used with the required tissue- equivalent media for system validation, according to the procedures outlined in FCC KDB Publication 865664 D01v01r04 and IEEE 1528-2013. Since SAR probe calibrations are frequency dependent, each probe calibration point was validated at a frequency within the valid frequency range of the probe calibration point, using the system that normally operates with the probe for routine SAR measurements and according to the required tissue-equivalent media.

A tabulated summary of the system validation status including the validation date(s), measurement frequencies, SAR probes and tissue dielectric parameters has been included.

**Table D-1**
**SAR System Validation Summary – 1g**

| SAR SYSTEM # | FREQ. [MHz] | DATE | PROBE SN | PROBE CAL. POINT | | COND. (σ) | PERM. (εr) | CW VALIDATION | | | MOD. VALIDATION | | | DASY system |
|---|---|---|---|---|---|---|---|---|---|---|---|---|---|---|
| | | | | | | | | SENSITIVITY | PROBE LINEARITY | PROBE ISOTROPY | MOD. TYPE | DUTY FACTOR | PAR | |
| AM4 | 750 | 09/30/2021 | 7427 | 750 | Body | 0.964 | 54.200 | PASS | PASS | PASS | N/A | N/A | N/A | cDASY6 |
| AM6 | 835 | 08/25/2021 | 7416 | 835 | Body | 0.994 | 53.900 | PASS | PASS | PASS | GMSK | PASS | N/A | cDASY6 |
| AM3 | 1750 | 09/09/2021 | 7421 | 1750 | Body | 1.490 | 51.000 | PASS | PASS | PASS | N/A | N/A | N/A | cDASY6 |
| AM5 | 1900 | 08/23/2021 | 7546 | 1900 | Body | 1.511 | 51.947 | PASS | PASS | PASS | GMSK | PASS | N/A | cDASY6 |
| AM10 | 1900 | 12/15/2021 | 7420 | 1900 | Body | 1.570 | 51.500 | PASS | PASS | PASS | GMSK | PASS | N/A | cDASY6 |
| AM10 | 2300 | 12/07/2021 | 7420 | 2300 | Body | 1.758 | 52.424 | PASS | PASS | PASS | N/A | N/A | N/A | cDASY6 |
| AM1 | 2450 | 10/14/2021 | 3837 | 2450 | Body | 2.000 | 51.000 | PASS | PASS | PASS | OFDM/TDD | PASS | PASS | cDASY6 |
| AM6 | 2450 | 08/30/2021 | 7416 | 2450 | Body | 2.030 | 52.300 | PASS | PASS | PASS | OFDM/TDD | PASS | PASS | cDASY6 |
| AM3 | 2450 | 09/13/2021 | 7421 | 2450 | Body | 2.030 | 51.400 | PASS | PASS | PASS | OFDM/TDD | PASS | PASS | cDASY6 |
| AM1 | 2600 | 10/14/2021 | 3837 | 2600 | Body | 2.130 | 50.800 | PASS | PASS | PASS | TDD | PASS | N/A | cDASY6 |
| AM3 | 2600 | 09/14/2021 | 7421 | 2600 | Body | 2.028 | 50.919 | PASS | PASS | PASS | TDD | PASS | N/A | cDASY6 |
| AM7 | 3500 | 11/16/2021 | 7674 | 3500 | Body | 3.160 | 50.800 | PASS | PASS | PASS | TDD | PASS | N/A | DASY8 |
| AM5 | 3500 | 08/24/2021 | 7546 | 3500 | Body | 3.421 | 50.451 | PASS | PASS | PASS | TDD | PASS | N/A | cDASY6 |
| AM7 | 3700 | 11/16/2021 | 7674 | 3700 | Body | 3.391 | 50.479 | PASS | PASS | PASS | TDD | PASS | N/A | DASY8 |
| AM5 | 3700 | 08/24/2021 | 7546 | 3700 | Body | 3.421 | 50.099 | PASS | PASS | PASS | TDD | PASS | N/A | cDASY6 |
| AM5 | 3900 | 10/08/2021 | 7546 | 3900 | Body | 3.640 | 49.300 | PASS | PASS | PASS | TDD | PASS | N/A | cDASY6 |
| AM2 | 5250 | 09/16/2021 | 7532 | 5250 | Body | 5.420 | 47.900 | PASS | PASS | PASS | OFDM | N/A | PASS | cDASY6 |
| AM2 | 5600 | 09/16/2021 | 7532 | 5600 | Body | 5.920 | 47.300 | PASS | PASS | PASS | OFDM | N/A | PASS | cDASY6 |
| AM2 | 5750 | 09/16/2021 | 7532 | 5750 | Body | 6.140 | 47.000 | PASS | PASS | PASS | OFDM | N/A | PASS | cDASY6 |

NOTE: Probes have been calibrated for both CW and modulated signals. Modulations in the table above represent test configurations for which the measurement system has been validated per FCC KDB Publication 865664 D01v01r04 for scenarios when CW probe calibrations are used with other signal types. SAR systems were validated for modulated signals with a periodic duty cycle, such as GMSK, or with a high peak to average ratio (>5 dB), such as OFDM according to FCC KDB Publication 865664 D01v01r04.


© 2022 PCTEST

# APPENDIX F: DOWNLINK LTE CA RF CONDUCTED POWERS



© 2022 PCTEST

## F.1 LTE Downlink Only Carrier Aggregation Test Reduction Methodology

SAR test exclusion for LTE downlink Carrier Aggregation is determined by power measurements according to the number of component carriers (CCs) supported by the product implementation. Per April 2018 TCBC Workshop Notes, the following test reduction methodology was applied to determine the combinations required for conducted power measurements.

LTE DLCA Test Reduction Methodology:

- The supported combinations were arranged by the number of component carriers in columns.
- Any limitations on the PCC or SCC for each combination were identified alongside the combination (e.g. CA_2A-2A-4A-12A, but B12 can only be configured as a SCC).
- Power measurements were performed for "supersets" (LTE CA combinations with multiple components carriers) and any "subsets" (LTE CA combinations with fewer component carriers) that were not completely covered by the supersets.
- Only subsets that have the exact same components as a superset were excluded for measurement.
- When there were certain restrictions on component carriers that existed in the superset that were not applied for the subset, the subset configuration was additionally evaluated.
- Both inter-band and intra-band downlink carrier aggregation scenarios were considered.
- Downlink CA combinations for SISO and 4x4 Downlink MIMO operations were measured independently, per May 2017 TCBC Workshop notes.

Table F-1 – Example of Exclusion Table for SISO Configurations

| Index | 2CC | Supported Channel Bandwidth [MHz] | | Restriction | Completely Covered by Measurement Superset |
|---|---|---|---|---|---|
| | | CC1 | CC2 | | |
| 2CC #1 | CA_2C | 5, 10, 15, 20 | 5, 10, 15, 20 | | 1CC #4 |
| 2CC #2 | CA_2A-5A | 5, 10, 15, 20 | 5, 10 | | 4CC #1 |
| 2CC #3 | CA_2A-12A | 5, 10, 15, 20 | 5, 10 | | 1CC #2 |
| 2CC #4 | CA_2A-13A | 5, 10, 15, 20 | 10 | | 3CC #9 |
| 2CC #5 | CA_2A-17A | 5, 10 | 5, 10 | | N/A |
| 2CC #6 | CA_2A-30A | 5, 10, 15, 20 | 5, 10 | | 3CC #14 |
| 2CC #8 | CA_2A-66A (2) | 5, 10, 15, 20 | 5, 10, 15, 20 | | 1CC #1 |
| 2CC #9 | CA_2A-71A | 5, 10, 15, 20 | 5, 10, 15, 20 | | 3CC #10 |
| 2CC #10 | CA_4A-4A | 5, 10, 15, 20 | 5, 10, 15, 20 | | 3CC #8 |
| 2CC #11 | CA_4A-5A (1) | 5, 10, 15, 20 | 5, 10 | | 4CC #1 |
| 2CC #12 | CA_4A-12A (4) | 5, 10, 15, 20 | 5, 10 | | 3CC #8 |
| 2CC #13 | CA_4A-13A | 5, 10, 15, 20 | 10 | | 3CC #9 |
| 2CC #14 | CA_4A-17A | 5, 10 | 5, 10 | B17 SCC Only | No |
| 2CC #15 | CA_5B | 5, 10 | 5, 10 | | 1CC #3 |
| 2CC #16 | CA_5A-25A | 5, 10 | 5, 10, 15, 20 | | No |
| 2CC #17 | CA_7C | 15, 20 | 15, 20 | | No |
| 2CC #18 | CA_7A-7A (1) | 5, 10, 15, 20 | 5, 10, 15, 20 | | No |
| 2CC #19 | CA_7A-12A | 5, 10, 15, 20 | 5, 10 | | 2CC #12 |
| 2CC #20 | CA_12B | 5 | 5, 10 | | 1CC #13 |
| 2CC #21 | CA_12A-25A | 5, 10 | 5, 10, 15, 20 | | No |
| 2CC #22 | CA_12A-30A | 5, 10 | 5, 10 | | 1CC #14 |
| 2CC #23 | CA_41A-41A (5) | 5, 10, 15, 20 | 5, 10, 15, 20 | | No |

| Index | 3CC | Supported Channel Bandwidth [MHz] | | | Restriction | Completely Covered by Measurement Superset |
|---|---|---|---|---|---|---|
| | | CC1 | CC2 | CC3 | | |
| 3CC #1 | CA_2A-2A-4A | 5, 10, 15, 20 | 5, 10, 15, 20 | 5, 10, 15, 20 | | 4CC #1 |
| 3CC #2 | CA_2A-2A-5A | 5, 10, 15, 20 | 5, 10, 15, 20 | 5, 10 | | 4CC #1 |
| 3CC #3 | CA_2A-2A-12A | 5, 10, 15, 20 | 5, 10, 15, 20 | 5, 10 | | No |
| 3CC #4 | CA_2C-66A | 5, 10, 15, 20 | 5, 10, 15, 20 | 5, 10, 15, 20 | | No |
| 3CC #5 | CA_2A-2A-71A | 5, 10, 15, 20 | 5, 10, 15, 20 | 5, 10, 15, 20 | | No |
| 3CC #6 | CA_2A-4A-4A | 5, 10, 15, 20 | 5, 10, 15, 20 | 5, 10, 15, 20 | | No |
| 3CC #7 | CA_2A-4A-5A | 5, 10, 15, 20 | 5, 10, 15, 20 | 5, 10 | | 4CC #1 |
| 3CC #8 | CA_2A-4A-12A | 5, 10, 15, 20 | 5, 10, 15, 20 | 5, 10 | | No |
| 3CC #9 | CA_2A-4A-13A | 5, 10, 15, 20 | 5, 10, 15, 20 | 10 | | No |
| 3CC #10 | CA_2A-4A-71A | 5, 10, 15, 20 | 5, 10, 15, 20 | 5, 10, 15, 20 | | No |
| 3CC #11 | CA_2A-5B | 5, 10, 15, 20 | 5, 10 | 5, 10 | | 2CC #1 |
| 3CC #12 | CA_2A-7A-12A | 5, 10, 15, 20 | 5, 10, 15, 20 | 5, 10 | | No |
| 3CC #13 | CA_2A-12B | 5, 10, 15, 20 | 5 | 5, 10 | | No |
| 3CC #14 | CA_2A-12A-30A | 5, 10, 15, 20 | 5, 10 | 5, 10 | | No |
| 3CC #15 | CA_4A-4A-5A | 5, 10, 15, 20 | 5, 10, 15, 20 | 5, 10 | | No |
| 3CC #16 | CA_5B-30A | 5, 10 | 5, 10 | 5, 10 | | 2CC #1 |
| 3CC #17 | CA_5B-66A | 5, 10 | 5, 10 | 5, 10, 15, 20 | | 2CC #1 |
| 3CC #18 | CA_5A-30A-66A | 5, 10 | 5, 10 | 5, 10, 15, 20 | | 2CC #9 |
| 3CC #19 | CA_12A-66C | 5, 10 | 5, 10, 15, 20 | 5, 10, 15, 20 | | No |
| 3CC #20 | CA_30A-66A-66A | 5, 10 | 5, 10, 15, 20 | 5, 10, 15, 20 | | 2CC #9 |
| 3CC #21 | CA_41D | 10, 15, 20 | 10, 15, 20 | 10, 15, 20 | | No |
| 3CC #22 | CA_41A-41C | 5, 10, 15, 20 | 5, 10, 15, 20 | 5, 10, 15, 20 | | No |
| 3CC #23 | CA_41D | 5, 10, 15, 20 | 5, 10, 15, 20 | 5, 10, 15, 20 | | No |
| 3CC #24 | CA_66A-66C | 5, 10, 15, 20 | 5, 10, 15, 20 | 5, 10, 15, 20 | | No |

| Index | 4CC | Supported Channel Bandwidth [MHz] | | | | Restriction | Completely Covered by Measurement Superset |
|---|---|---|---|---|---|---|---|
| | | CC1 | CC2 | CC3 | CC4 | | |
| 4CC #1 | CA_2A-2A-4A-5A | 5, 10, 15, 20 | 5, 10, 15, 20 | 5, 10, 15, 20 | 5, 10 | | No |
| 4CC #2 | CA_2A-2A-4A-12A | 5, 10, 15, 20 | 5, 10, 15, 20 | 5, 10, 15, 20 | 5, 10 | B12 SCC Only | No |
| 4CC #3 | CA_2A-2A-5A-30A | 5, 10, 15, 20 | 5, 10, 15, 20 | 5, 10 | 5, 10 | | No |
| 4CC #4 | CA_2A-2A-5A-66A | 5, 10, 15, 20 | 5, 10, 15, 20 | 5, 10 | 5, 10, 15, 20 | | No |
| 4CC #5 | CA_2A-5B-30A | 5, 10, 15, 20 | 5, 10 | 5, 10 | 5, 10 | | 2CC #1 |
| 4CC #6 | CA_2A-5B-66A | 5, 10, 15, 20 | 5, 10 | 5, 10 | 5, 10, 15, 20 | | 2CC #1 |
| 4CC #7 | CA_5B-30A-66A | 5, 10 | 5, 10 | 5, 10 | 5, 10 | | 2CC #1 |
| 4CC #8 | CA_5B-66A-66A | 5, 10 | 5, 10 | 5, 10, 15, 20 | 5, 10, 15, 20 | | 2CC #2 |
| 4CC #9 | CA_5A-30A-66A-66A | 5, 10 | 5, 10 | 5, 10, 15, 20 | 5, 10, 15, 20 | | No |
| 4CC #10 | CA_41E | 15, 20 | 15, 20 | 15, 20 | 20 | | No |

| Index | 5CC | Supported Channel Bandwidth [MHz] | | | | | Restriction | Completely Covered by Measurement Superset |
|---|---|---|---|---|---|---|---|---|
| | | CC1 | CC2 | CC3 | CC4 | CC5 | | |
| 5CC #1 | CA_2A-5B-30A-66A | 5, 10, 15, 20 | 5, 10 | 5, 10 | 5, 10 | 5, 10, 15, 20 | | No |
| 5CC #2 | CA_2A-5B-66A-66A | 5, 10, 15, 20 | 5, 10 | 5, 10 | 5, 10, 15, 20 | 5, 10, 15, 20 | | No |

Table F-2 – Example of Exclusion Table for 4x4 Downlink MIMO Configurations

| Index | 2CC | Supported Channel Bandwidth [MHz] | | Restriction | Completely Covered by Measurement Superset |
|---|---|---|---|---|---|
| | | CC1 | CC2 | | |
| 2CC #M1 | CA_[2C] | 5, 10, 15, 20 | 5, 10, 15, 20 | | 3CC #M6 |
| 2CC #M2 | CA_[2A]-2A | 5, 10, 15, 20 | 5, 10, 15, 20 | | 3CC #M1 |
| 2CC #M3 | CA_[2A]-[2A] | 5, 10, 15, 20 | 5, 10, 15, 20 | | No |
| 2CC #M4 | CA_[2A]-4A (2) | 5, 10, 15, 20 | 5, 10, 15, 20 | | 3CC #M1 |
| 2CC #M5 | CA_[2A]-[4A] (2) | 5, 10, 15, 20 | 5, 10, 15, 20 | | No |
| 2CC #M6 | CA_[2A]-5A | 5, 10, 15, 20 | 5, 10 | | 4CC #M3 |
| 2CC #M7 | CA_[2A]-12A (1) | 5, 10, 15, 20 | 3, 5, 10 | | No |
| 2CC #M8 | CA_[2A]-13A | 5, 10, 15, 20 | 10 | | 3CC #M4 |
| 2CC #M9 | CA_[2A]-17A | 5, 10 | 5, 10 | | No |
| 2CC #M10 | CA_[2A]-29A (2) | 5, 10, 15, 20 | 5, 10 | B29 SCC Only | 3CC #M12 |
| 2CC #M11 | CA_[2A]-30A | 5, 10, 15, 20 | 5, 10 | | 3CC #M5 |
| 2CC #M12 | CA_[2A]-66A (2) | 5, 10, 15, 20 | 5, 10, 15, 20 | | 4CC #M1 |
| 2CC #M13 | CA_2A-[66A] (2) | 5, 10, 15, 20 | 5, 10, 15, 20 | | 4CC #M2 |
| 2CC #M14 | CA_[2A]-[66A] (2) | 5, 10, 15, 20 | 5, 10, 15, 20 | | No |
| 2CC #M15 | CA_[2A]-71A | 5, 10, 15, 20 | 5, 10, 15, 20 | | 3CC #M11 |
| 2CC #M16 | CA_5A-[66A] | 5, 10 | 5, 10, 15, 20 | | 3CC #M16 |
| 2CC #M17 | CA_12A-[66A] (4) | 5, 10 | 5, 10, 15, 20 | | 3CC #M17 |
| 2CC #M18 | CA_13A-[66A] | 5, 10 | 5, 10, 15, 20 | | 3CC #M19 |
| 2CC #M19 | CA_30A-[66A] | 5, 10 | 5, 10, 15, 20 | | 3CC #M20 |
| 2CC #M20 | CA_[66B] | 5, 10, 15 | 5, 10, 15 | | 4CC #M4 |
| 2CC #M21 | CA_[66C] | 5, 10, 15, 20 | 5, 10, 15, 20 | | 4CC #M6 |
| 2CC #M22 | CA_[66A]-66A | 5, 10, 15, 20 | 5, 10, 15, 20 | | 3CC #M28 |
| 2CC #M23 | CA_[66A]-[66A] | 5, 10, 15, 20 | 5, 10, 15, 20 | | No |

| Index | 3CC | Supported Channel Bandwidth [MHz] | | | Restriction | Completely Covered by Measurement Superset |
|---|---|---|---|---|---|---|
| | | CC1 | CC2 | CC3 | | |
| 3CC #M1 | CA_[2A]-2A-4A | 5, 10, 15, 20 | 5, 10, 15, 20 | 5, 10, 15, 20 | | No |
| 3CC #M2 | CA_[2A]-2A-5A | 5, 10, 15, 20 | 5, 10, 15, 20 | 5, 10 | | No |
| 3CC #M3 | CA_[2A]-2A-12A | 5, 10, 15, 20 | 5, 10, 15, 20 | 5, 10 | | No |
| 3CC #M4 | CA_[2A]-2A-13A | 5, 10, 15, 20 | 5, 10, 15, 20 | 10 | | No |
| 3CC #M5 | CA_[2A]-2A-30A | 5, 10, 15, 20 | 5, 10, 15, 20 | 5, 10 | | No |
| 3CC #M6 | CA_[2C]-66A | 5, 10, 15, 20 | 5, 10, 15, 20 | 5, 10, 15, 20 | | No |
| 3CC #M7 | CA_2C-[66A] | 5, 10, 15, 20 | 5, 10, 15, 20 | 5, 10, 15, 20 | | No |
| 3CC #M8 | CA_[2C]-[66A] | 5, 10, 15, 20 | 5, 10, 15, 20 | 5, 10, 15, 20 | | No |
| 3CC #M9 | CA_[2A]-2A-66A | 5, 10, 15, 20 | 5, 10, 15, 20 | 5, 10, 15, 20 | | No |
| 3CC #M10 | CA_2A-[2A]-[66A] | 5, 10, 15, 20 | 5, 10, 15, 20 | 5, 10, 15, 20 | | No |
| 3CC #M11 | CA_[2A]-2A-71A | 5, 10, 15, 20 | 5, 10, 15, 20 | 5, 10, 15, 20 | | No |
| 3CC #M12 | CA_[2A]-4A-29A | 5, 10, 15, 20 | 5, 10, 15, 20 | 5, 10 | B29 SCC Only | No |
| 3CC #M13 | CA_[2A]-4A-71A | 5, 10, 15, 20 | 5, 10, 15, 20 | 5, 10, 15, 20 | | No |
| 3CC #M14 | CA_[2A]-5B | 5, 10, 15, 20 | 5, 10 | 5, 10 | | 4CC #M1 |
| 3CC #M15 | CA_[2A]-5A-66A | 5, 10, 15, 20 | 5, 10 | 5, 10, 15, 20 | | No |
| 3CC #M16 | CA_2A-5A-[66A] | 5, 10, 15, 20 | 5, 10 | 5, 10, 15, 20 | | No |
| 3CC #M17 | CA_2A-12A-[66A] | 5, 10, 15, 20 | 5, 10 | 5, 10, 15, 20 | | No |
| 3CC #M18 | CA_[2A]-13A-66A | 5, 10, 15, 20 | 5, 10 | 5, 10, 15, 20 | | No |
| 3CC #M19 | CA_2A-13A-[66A] | 5, 10, 15, 20 | 5, 10 | 5, 10, 15, 20 | | No |
| 3CC #M20 | CA_2A-30A-[66A] | 5, 10, 15, 20 | 5, 10 | 5, 10, 15, 20 | | No |
| 3CC #M21 | CA_[2A]-66B | 5, 10, 15, 20 | 5, 10, 15 | 5, 10, 15 | | 4CC #M3 |
| 3CC #M22 | CA_2A-[66B] | 5, 10, 15, 20 | 5, 10, 15 | 5, 10, 15 | | 4CC #M4 |
| 3CC #M23 | CA_[2A]-[66B] | 5, 10, 15, 20 | 5, 10, 15 | 5, 10, 15 | | No |
| 3CC #M24 | CA_[2A]-66C | 5, 10, 15, 20 | 5, 10, 15, 20 | 5, 10, 15, 20 | | 4CC #M5 |
| 3CC #M25 | CA_2A-[66C] | 5, 10, 15, 20 | 5, 10, 15, 20 | 5, 10, 15, 20 | | 4CC #M6 |
| 3CC #M26 | CA_[2A]-[66C] | 5, 10, 15, 20 | 5, 10, 15, 20 | 5, 10, 15, 20 | | No |
| 3CC #M27 | CA_[2A]-66A-66A | 5, 10, 15, 20 | 5, 10, 15, 20 | 5, 10, 15, 20 | | No |
| 3CC #M28 | CA_2A-[66A]-66A | 5, 10, 15, 20 | 5, 10, 15, 20 | 5, 10, 15, 20 | | No |
| 3CC #M29 | CA_[2A]-66A-71A | 5, 10, 15, 20 | 5, 10, 15, 20 | 5, 10, 15, 20 | | No |

| Index | 4CC | Supported Channel Bandwidth [MHz] | | | | Restriction | Completely Covered by Measurement Superset |
|---|---|---|---|---|---|---|---|
| | | CC1 | CC2 | CC3 | CC4 | | |
| 4CC #M1 | CA_[2A]-5B-66A | 5, 10, 15, 20 | 5, 10 | 5, 10 | 5, 10, 15, 20 | | No |
| 4CC #M2 | CA_2A-5B-[66A] | 5, 10, 15, 20 | 5, 10 | 5, 10 | 5, 10, 15, 20 | | No |
| 4CC #M3 | CA_[2A]-5A-66B | 5, 10, 15, 20 | 5, 10 | 5, 10, 15 | 5, 10, 15 | | No |
| 4CC #M4 | CA_2A-5A-[66B] | 5, 10, 15, 20 | 5, 10 | 5, 10, 15 | 5, 10, 15 | | No |
| 4CC #M5 | CA_[2A]-5A-66C | 5, 10, 15, 20 | 5, 10 | 5, 10, 15, 20 | 5, 10, 15, 20 | | No |
| 4CC #M6 | CA_2A-5A-[66C] | 5, 10, 15, 20 | 5, 10 | 5, 10, 15, 20 | 5, 10, 15, 20 | | No |

Note: [CC] indicates component carrier with 4x4 DL MIMO antenna configuration


© 2022 PCTEST

## F.2 LTE Downlink Only Carrier Aggregation Test Selection and Setup

SAR test exclusion for LTE downlink Carrier Aggregation is determined by power measurements according to the number component carriers (CCs) supported by the product implementation. For those configurations required by April 2018 TCBC Workshop Notes, conducted power measurements with LTE Carrier Aggregation (CA) (downlink only) active are made in accordance to KDB Publication 941225 D05Av01r02. The RRC connection is only handled by one cell, the primary component carrier (PCC) for downlink and uplink communications. After making a data connection to the PCC, the UE device adds secondary component carrier(s) (SCC) on the downlink only. All uplink communications and acknowledgements remain identical to specifications when downlink carrier aggregation is inactive on the PCC. Additional conducted output powers are measured with the downlink carrier aggregation active for the configuration with highest measured maximum conducted power with downlink carrier aggregation inactive measured among the channel bandwidth, modulation, and RB combinations in each frequency band.

This device supports LAA with downlink carrier aggregation only. It uses carrier aggregation in the downlink to combine LTE in the unlicensed spectrum (i.e. LTE Band 46) with LTE in the licensed band (served as PCC). All uplink communications and acknowledgements on the PCC remain identical to specifications when downlink carrier aggregation is inactive.

Per FCC KDB Publication 941225 D05Av01r02, no SAR measurements are required for carrier aggregation configurations when the maximum average output power with downlink only carrier aggregation active is not more than 0.25 dB higher than the average output power with downlink only carrier aggregation inactive. All bands required for SAR testing per FCC KDB procedures were considered. Based on the measured maximum powers below, no additional SAR tests were required for DLCA SAR configurations.

General PCC and SCC configuration selection procedure

- PCC uplink channel, channel bandwidth, modulation and RB configurations were selected based on section C)3)b)ii) of KDB 941225 D05 V01r02. All LTE bandwidth conducted powers needed for PCC uplink configuration selection can be found in Section 10.7 and appendix H. The downlink PCC channel was paired with the selected PCC uplink channel according to normal configurations without carrier aggregation.
- To maximize aggregated bandwidth, highest channel bandwidth available for that CA combination was selected for SCC. For inter-band CA, the SCC downlink channels were selected near the middle of their transmission bands. For contiguous intra-band CA, the downlink channel spacing between the component carriers was set to multiple of 300 kHz less than the nominal channel spacing defined in section 5.4.1A of 3GPP TS 36.521. For non-contiguous intra-band CA, the downlink channel spacing between the component carriers was set to be larger than the nominal channel spacing and provided maximum separation between the component carriers.
- All selected PCC and SCC(s) remained fully within the uplink/downlink transmission band of the respective component carrier.

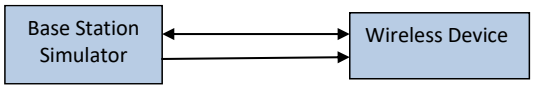


**Figure F-1**
**DL CA Power Measurement Setup**


© 2022 PCTEST

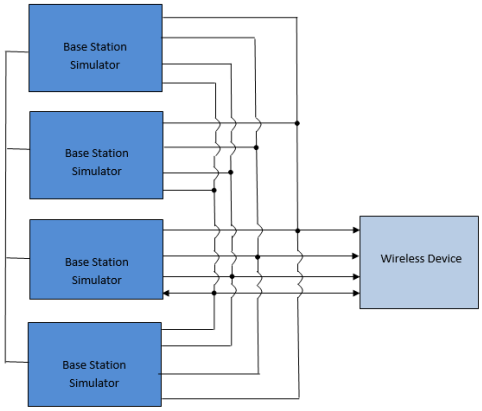


**Figure F-2**
**DL CA with DL 4x4 MIMO Power Measurement Setup**

## F.3 Downlink Carrier Aggregation RF Conducted Powers

### F.3.1 LTE Band 71 as PCC

**Table F-3**
**Maximum Output Powers – Antenna 4**

| | PCC | | | | | | | | | SCC 1 | | | | SCC 2 | | | | SCC 3 | | | | Power | |
|---|---|---|---|---|---|---|---|---|---|---|---|---|---|---|---|---|---|---|---|---|---|---|---|
| Combination | PCC Band | PCC BW [MHz] | PCC (UL) Ch. | PCC (UL) Freq. [MHz] | Mod. | PCC UL# RB | PCC UL RB Offset | PCC (DL) Channel | PCC (DL) Freq. [MHz] | SCC Band | SCC BW [MHz] | SCC (DL) Channel | SCC (DL) Freq. [MHz] | SCC Band | SCC BW [MHz] | SCC (DL) Channel | SCC (DL) Freq. [MHz] | SCC Band | SCC BW [MHz] | SCC (DL) Channel | SCC (DL) Freq. [MHz] | LTE Tx.Power with DL CA Enabled (dBm) | LTE Single Carrier Tx Power (dBm) |
| CA_2A-4A-71A | LTE B71 | 20 | 133297 | 680.5 | 16QAM | 1 | 50 | 68761 | 634.5 | LTE B2 | 20 | 900 | 1960 | LTE B4 | 20 | 2175 | 2132.5 | - | - | - | - | 20.99 | 21.15 |
| CA_4A-4A-71A | LTE B71 | 20 | 133297 | 680.5 | 16QAM | 1 | 50 | 68761 | 634.5 | LTE B4 | 20 | 2175 | 2132.5 | LTE B4 | 10 | 2350 | 2150 | - | - | - | - | 20.96 | 21.15 |
| CA_2A-2A-66A-71A | LTE B71 | 20 | 133297 | 680.5 | 16QAM | 1 | 50 | 68761 | 634.5 | LTE B2 | 20 | 900 | 1960 | LTE B2 | 20 | 700 | 1940 | LTE B66 | 20 | 66786 | 2145 | 21.01 | 21.15 |
| CA_2A-66A-66A-71A | LTE B71 | 20 | 133297 | 680.5 | 16QAM | 1 | 50 | 68761 | 634.5 | LTE B2 | 20 | 900 | 1960 | LTE B66 | 20 | 66786 | 2145 | LTE B66 | 20 | 67236 | 2190 | 21.01 | 21.15 |
| CA_2A-66C-71A | LTE B71 | 20 | 133297 | 680.5 | 16QAM | 1 | 50 | 68761 | 634.5 | LTE B2 | 20 | 900 | 1960 | LTE B66 | 20 | 66786 | 2145 | LTE B66 | 20 | 66984 | 2164.8 | 20.99 | 21.15 |

### F.3.2 LTE Band 12 as PCC

**Table F-4**
**Maximum Output Powers – Antenna 4**

| | PCC | | | | | | | | | SCC 1 | | | | SCC 2 | | | | SCC 3 | | | | SCC 4 | | | | Power | |
|---|---|---|---|---|---|---|---|---|---|---|---|---|---|---|---|---|---|---|---|---|---|---|---|---|---|---|---|
| Combination | PCC Band | PCC BW [MHz] | PCC (UL) Ch. | PCC (UL) Freq. [MHz] | Mod. | PCC UL# RB | PCC UL RB Offset | PCC (DL) Channel | PCC (DL) Freq. [MHz] | SCC Band | SCC BW [MHz] | SCC (DL) Channel | SCC (DL) Freq. [MHz] | SCC Band | SCC BW [MHz] | SCC (DL) Channel | SCC (DL) Freq. [MHz] | SCC Band | SCC BW [MHz] | SCC (DL) Channel | SCC (DL) Freq. [MHz] | SCC Band | SCC BW [MHz] | SCC (DL) Channel | SCC (DL) Freq. [MHz] | LTE Tx.Power with DL CA Enabled (dBm) | LTE Single Carrier Tx Power (dBm) |
| CA_2A-12A (1) | LTE B12 | 10 | 23095 | 707.5 | 16QAM | 1 | 0 | 5095 | 737.5 | LTE B2 | 20 | 900 | 1960 | - | - | - | - | - | - | - | - | - | - | - | - | 20.90 | 20.38 |
| CA_4A-12A (1) | LTE B12 | 10 | 23095 | 707.5 | 16QAM | 1 | 0 | 5095 | 737.5 | LTE B4 | 20 | 2175 | 2132.5 | - | - | - | - | - | - | - | - | - | - | - | - | 20.28 | 20.38 |
| CA_4A-12A (2) | LTE B12 | 10 | 23095 | 707.5 | 16QAM | 1 | 0 | 5095 | 737.5 | LTE B4 | 20 | 2175 | 2132.5 | - | - | - | - | - | - | - | - | - | - | - | - | 20.28 | 20.38 |
| CA_12A-25A | LTE B12 | 10 | 23095 | 707.5 | 16QAM | 1 | 0 | 5095 | 737.5 | LTE B25 | 20 | 8365 | 1962.5 | - | - | - | - | - | - | - | - | - | - | - | - | 20.37 | 20.38 |
| CA_12A-46A | LTE B12 | 10 | 23095 | 707.5 | 16QAM | 1 | 0 | 5095 | 737.5 | LTE B46 | 20 | 50665 | 5537.5 | - | - | - | - | - | - | - | - | - | - | - | - | 20.13 | 20.38 |
| CA_12A-66A (1) | LTE B12 | 10 | 23095 | 707.5 | 16QAM | 1 | 0 | 5095 | 737.5 | LTE B66 | 20 | 66786 | 2145 | - | - | - | - | - | - | - | - | - | - | - | - | 20.35 | 20.38 |
| CA_12A-66A (2) | LTE B12 | 10 | 23095 | 707.5 | 16QAM | 1 | 0 | 5095 | 737.5 | LTE B66 | 20 | 66786 | 2145 | - | - | - | - | - | - | - | - | - | - | - | - | 20.35 | 20.38 |
| CA_2C-12A | LTE B12 | 10 | 23095 | 707.5 | 16QAM | 1 | 0 | 5095 | 737.5 | LTE B2 | 20 | 900 | 1960 | LTE B2 | 20 | 702 | 1940.2 | - | - | - | - | - | - | - | - | 20.16 | 20.38 |
| CA_2A-2A-4A-12A | LTE B12 | 10 | 23095 | 707.5 | 16QAM | 1 | 0 | 5095 | 737.5 | LTE B2 | 20 | 900 | 1960 | LTE B2 | 20 | 700 | 1940 | LTE B4 | 20 | 2175 | 2132.5 | - | - | - | - | 19.83 | 20.38 |
| CA_2A-2A-12B | LTE B12 | 5 | 23035 | 701.5 | 64QAM | 1 | 0 | 5035 | 731.5 | LTE B12 | 10 | 5107 | 738.7 | LTE B2 | 20 | 900 | 1960 | LTE B2 | 20 | 700 | 1940 | - | - | - | - | 20.15 | 20.36 |
| CA_2A-4A-4A-12A | LTE B12 | 10 | 23095 | 707.5 | 16QAM | 1 | 0 | 5095 | 737.5 | LTE B2 | 20 | 900 | 1960 | LTE B4 | 20 | 2175 | 2132.5 | LTE B4 | 10 | 2350 | 2150 | - | - | - | - | 19.85 | 20.38 |
| CA_2A-4A-7A-12A | LTE B12 | 10 | 23095 | 707.5 | 16QAM | 1 | 0 | 5095 | 737.5 | LTE B2 | 20 | 900 | 1960 | LTE B4 | 20 | 2175 | 2132.5 | LTE B7 | 20 | 3100 | 2655 | - | - | - | - | 19.81 | 20.38 |
| CA_2A-4A-12A-30A | LTE B12 | 10 | 23095 | 707.5 | 16QAM | 1 | 0 | 5095 | 737.5 | LTE B2 | 20 | 900 | 1960 | LTE B4 | 20 | 2175 | 2132.5 | LTE B30 | 10 | 9820 | 2355 | - | - | - | - | 19.88 | 20.38 |
| CA_2A-4A-12B | LTE B12 | 5 | 23035 | 701.5 | 64QAM | 1 | 0 | 5035 | 731.5 | LTE B12 | 10 | 5107 | 738.7 | LTE B2 | 20 | 900 | 1960 | LTE B4 | 20 | 2175 | 2132.5 | - | - | - | - | 20.12 | 20.36 |
| CA_2A-12A-66C | LTE B12 | 10 | 23095 | 707.5 | 16QAM | 1 | 0 | 5095 | 737.5 | LTE B2 | 20 | 900 | 1960 | LTE B66 | 20 | 66786 | 2145 | LTE B66 | 20 | 66984 | 2164.8 | - | - | - | - | 19.89 | 20.38 |
| CA_4A-4A-12A-30A | LTE B12 | 10 | 23095 | 707.5 | 16QAM | 1 | 0 | 5095 | 737.5 | LTE B4 | 20 | 2175 | 2132.5 | LTE B4 | 10 | 2350 | 2150 | LTE B30 | 10 | 9820 | 2355 | - | - | - | - | 19.90 | 20.38 |
| CA_4A-4A-12B | LTE B12 | 5 | 23035 | 701.5 | 64QAM | 1 | 0 | 5035 | 731.5 | LTE B12 | 10 | 5107 | 738.7 | LTE B4 | 20 | 2175 | 2132.5 | LTE B4 | 10 | 2350 | 2150 | - | - | - | - | 20.14 | 20.36 |
| CA_2A-2A-7A-12A-66A | LTE B12 | 10 | 23095 | 707.5 | 16QAM | 1 | 0 | 5095 | 737.5 | LTE B2 | 20 | 900 | 1960 | LTE B2 | 20 | 700 | 1940 | LTE B7 | 20 | 3100 | 2655 | LTE B66 | 20 | 66786 | 2145 | 20.14 | 20.38 |
| CA_2A-2A-12A-30A-66A | LTE B12 | 10 | 23095 | 707.5 | 16QAM | 1 | 0 | 5095 | 737.5 | LTE B2 | 20 | 900 | 1960 | LTE B2 | 20 | 700 | 1940 | LTE B30 | 10 | 9820 | 2355 | LTE B66 | 20 | 66786 | 2145 | 20.13 | 20.38 |
| CA_2A-2A-12A-66A-66A | LTE B12 | 10 | 23095 | 707.5 | 16QAM | 1 | 0 | 5095 | 737.5 | LTE B2 | 20 | 900 | 1960 | LTE B2 | 20 | 700 | 1940 | LTE B66 | 20 | 66786 | 2145 | LTE B66 | 20 | 67236 | 2190 | 20.18 | 20.38 |
| CA_2A-12A-30A-66A-66A | LTE B12 | 10 | 23095 | 707.5 | 16QAM | 1 | 0 | 5095 | 737.5 | LTE B2 | 20 | 900 | 1960 | LTE B30 | 10 | 9820 | 2355 | LTE B66 | 20 | 66786 | 2145 | LTE B66 | 20 | 67236 | 2190 | 20.16 | 20.38 |


© 2022 PCTEST

## F.3.3 LTE Band 13 as PCC

### Table F-5
### Maximum Output Powers – Antenna 4

| | PCC | | | | | | | | | | SCC 1 | | | | SCC 2 | | | | SCC 3 | | | | SCC 4 | | | | Power | |
|---|---|---|---|---|---|---|---|---|---|---|---|---|---|---|---|---|---|---|---|---|---|---|---|---|---|---|---|---|
| Combination | PCC Band | PCC BW [MHz] | PCC (UL) Ch. | PCC (UL) Freq. [MHz] | Mod. | PCC UL# RB | PCC UL RB Offset | PCC (DL) Channel | PCC (DL) Freq. [MHz] | SCC Band | SCC BW [MHz] | SCC (DL) Channel | SCC (DL) Freq. [MHz] | SCC Band | SCC BW [MHz] | SCC (DL) Channel | SCC (DL) Freq. [MHz] | SCC Band | SCC BW [MHz] | SCC (DL) Channel | SCC (DL) Freq. [MHz] | SCC Band | SCC BW [MHz] | SCC (DL) Channel | SCC (DL) Freq. [MHz] | LTE Tx.Power with DL CA Enabled (dBm) | LTE Single Carrier Tx Power (dBm) |
| CA_2A-2A-13A (1) | LTE B13 | 10 | 23230 | 782 | 16QAM | 1 | 0 | 5230 | 751 | LTE B2 | 20 | 900 | 1960 | LTE B2 | 20 | 700 | 1940 | - | - | - | - | - | - | - | - | 19.80 | 20.15 |
| CA_2A-4A-13A | LTE B13 | 10 | 23230 | 782 | 16QAM | 1 | 0 | 5230 | 751 | LTE B2 | 20 | 900 | 1960 | LTE B4 | 20 | 2175 | 2132.5 | - | - | - | - | - | - | - | - | 19.69 | 20.15 |
| CA_2A-13A-46A | LTE B13 | 10 | 23230 | 782 | 16QAM | 1 | 0 | 5230 | 751 | LTE B2 | 20 | 900 | 1960 | LTE B46 | 20 | 50665 | 5537.5 | - | - | - | - | - | - | - | - | 19.64 | 20.15 |
| CA_2A-13A-48A | LTE B13 | 10 | 23230 | 782 | 16QAM | 1 | 0 | 5230 | 751 | LTE B2 | 20 | 900 | 1960 | LTE B48 | 20 | 56640 | 3690 | - | - | - | - | - | - | - | - | 20.21 | 20.15 |
| CA_4A-4A-13A | LTE B13 | 10 | 23230 | 782 | 16QAM | 1 | 0 | 5230 | 751 | LTE B4 | 20 | 2175 | 2132.5 | LTE B4 | 10 | 2350 | 2150 | - | - | - | - | - | - | - | - | 19.82 | 20.15 |
| CA_13A-46A-46A | LTE B13 | 10 | 23230 | 782 | 16QAM | 1 | 0 | 5230 | 751 | LTE B46 | 20 | 50665 | 5537.5 | LTE B46 | 20 | 47090 | 5180 | - | - | - | - | - | - | - | - | 20.02 | 20.15 |
| CA_13A-46A-66A | LTE B13 | 10 | 23230 | 782 | 16QAM | 1 | 0 | 5230 | 751 | LTE B46 | 20 | 50665 | 5537.5 | LTE B66 | 20 | 66786 | 2145 | - | - | - | - | - | - | - | - | 19.89 | 20.15 |
| CA_13A-48A-66A | LTE B13 | 10 | 23230 | 782 | 16QAM | 1 | 0 | 5230 | 751 | LTE B66 | 20 | 66786 | 2145 | LTE B48 | 20 | 56640 | 3690 | - | - | - | - | - | - | - | - | 20.34 | 20.15 |
| CA_2A-7A-7A-13A | LTE B13 | 10 | 23230 | 782 | 16QAM | 1 | 0 | 5230 | 751 | LTE B2 | 20 | 900 | 1960 | LTE B7 | 20 | 3100 | 2655 | LTE B7 | 20 | 2850 | 2630 | - | - | - | - | 19.77 | 20.15 |
| CA_2A-7C-13A | LTE B13 | 10 | 23230 | 782 | 16QAM | 1 | 0 | 5230 | 751 | LTE B2 | 20 | 900 | 1960 | LTE B7 | 20 | 3100 | 2655 | LTE B7 | 20 | 2902 | 2635.2 | - | - | - | - | 19.76 | 20.15 |
| CA_2A-13A-46C | LTE B13 | 10 | 23230 | 782 | 16QAM | 1 | 0 | 5230 | 751 | LTE B2 | 20 | 900 | 1960 | LTE B46 | 20 | 50665 | 5537.5 | LTE B46 | 20 | 50467 | 5517.7 | - | - | - | - | 19.81 | 20.15 |
| CA_2A-13A-66B | LTE B13 | 10 | 23230 | 782 | 16QAM | 1 | 0 | 5230 | 751 | LTE B2 | 20 | 900 | 1960 | LTE B66 | 15 | 66786 | 2145 | LTE B66 | 5 | 66879 | 2154.3 | - | - | - | - | 19.90 | 20.15 |
| CA_2A-13A-66C | LTE B13 | 10 | 23230 | 782 | 16QAM | 1 | 0 | 5230 | 751 | LTE B2 | 20 | 900 | 1960 | LTE B66 | 20 | 66786 | 2145 | LTE B66 | 20 | 66984 | 2164.8 | - | - | - | - | 19.85 | 20.15 |
| CA_13A-46C-66A | LTE B13 | 10 | 23230 | 782 | 16QAM | 1 | 0 | 5230 | 751 | LTE B46 | 20 | 50665 | 5537.5 | LTE B46 | 20 | 50467 | 5517.7 | LTE B66 | 20 | 66786 | 2145 | - | - | - | - | 19.89 | 20.15 |
| CA_13A-48C-66A | LTE B13 | 10 | 23230 | 782 | 16QAM | 1 | 0 | 5230 | 751 | LTE B48 | 20 | 55990 | 3625 | LTE B48 | 20 | 56188 | 3644.8 | LTE B66 | 20 | 66786 | 2145 | - | - | - | - | 20.24 | 20.15 |
| CA_13A-66A-66B | LTE B13 | 10 | 23230 | 782 | 16QAM | 1 | 0 | 5230 | 751 | LTE B66 | 20 | 66786 | 2145 | LTE B66 | 5 | 67168 | 2183.2 | LTE B66 | 15 | 67261 | 2192.5 | - | - | - | - | 19.99 | 20.15 |
| CA_13A-66A-66C | LTE B13 | 10 | 23230 | 782 | 16QAM | 1 | 0 | 5230 | 751 | LTE B66 | 20 | 66786 | 2145 | LTE B66 | 20 | 67038 | 2170.2 | LTE B66 | 20 | 67236 | 2190 | - | - | - | - | 19.91 | 20.15 |
| CA_2A-2A-13A-66A-66A | LTE B13 | 10 | 23230 | 782 | 16QAM | 1 | 0 | 5230 | 751 | LTE B2 | 20 | 900 | 1960 | LTE B2 | 20 | 700 | 1940 | LTE B66 | 20 | 66786 | 2145 | LTE B66 | 20 | 67236 | 2190 | 19.93 | 20.15 |
| CA_2A-13A-46D | LTE B13 | 10 | 23230 | 782 | 16QAM | 1 | 0 | 5230 | 751 | LTE B2 | 20 | 900 | 1960 | LTE B46 | 20 | 50665 | 5537.5 | LTE B46 | 20 | 50467 | 5517.7 | LTE B46 | 20 | 50863 | 5557.3 | 20.10 | 20.15 |
| CA_13A-46D-66A | LTE B13 | 10 | 23230 | 782 | 16QAM | 1 | 0 | 5230 | 751 | LTE B46 | 20 | 50665 | 5537.5 | LTE B46 | 20 | 50467 | 5517.7 | LTE B46 | 20 | 50863 | 5557.3 | LTE B66 | 20 | 66786 | 2145 | 20.11 | 20.15 |
| CA_13A-46E | LTE B13 | 10 | 23230 | 782 | 16QAM | 1 | 0 | 5230 | 751 | LTE B46 | 20 | 50665 | 5537.5 | LTE B46 | 20 | 50467 | 5517.7 | LTE B46 | 20 | 50863 | 5557.3 | LTE B46 | 20 | 51061 | 5577.1 | 20.12 | 20.15 |
| CA_13A-48D-66A | LTE B13 | 10 | 23230 | 782 | 16QAM | 1 | 0 | 5230 | 751 | LTE B48 | 20 | 55990 | 3625 | LTE B48 | 20 | 56188 | 3644.8 | LTE B48 | 20 | 56386 | 3664.6 | LTE B66 | 20 | 66786 | 2145 | 20.14 | 20.15 |
| CA_13A-48E | LTE B13 | 10 | 23230 | 782 | 16QAM | 1 | 0 | 5230 | 751 | LTE B48 | 20 | 55990 | 3625 | LTE B48 | 20 | 56188 | 3644.8 | LTE B48 | 20 | 56386 | 3664.6 | LTE B48 | 20 | 56584 | 3684.4 | 20.11 | 20.15 |

## F.3.4 LTE Band 14 as PCC

### Table F-6
### Maximum Output Powers – Antenna 4

| | PCC | | | | | | | | | SCC 1 | | | | SCC 2 | | | | SCC 3 | | | | SCC 4 | | | | Power | |
|---|---|---|---|---|---|---|---|---|---|---|---|---|---|---|---|---|---|---|---|---|---|---|---|---|---|---|---|
| Combination | PCC Band | PCC BW [MHz] | PCC (UL) Ch. | PCC (UL) Freq. [MHz] | Mod. | PCC UL# RB | PCC UL RB Offset | PCC (DL) Channel | PCC (DL) Freq. [MHz] | SCC Band | SCC BW [MHz] | SCC (DL) Channel | SCC (DL) Freq. [MHz] | SCC Band | SCC BW [MHz] | SCC (DL) Channel | SCC (DL) Freq. [MHz] | SCC Band | SCC BW [MHz] | SCC (DL) Channel | SCC (DL) Freq. [MHz] | SCC Band | SCC BW [MHz] | SCC (DL) Channel | SCC (DL) Freq. [MHz] | LTE Tx.Power with DL CA Enabled (dBm) | LTE Single Carrier Tx Power (dBm) |
| CA_2A-2A-14A-30A-66A | LTE B14 | 10 | 23330 | 793 | 16QAM | 1 | 0 | 5330 | 763 | LTE B2 | 20 | 900 | 1960 | LTE B2 | 20 | 700 | 1940 | LTE B30 | 10 | 9820 | 2355 | LTE B66 | 20 | 66786 | 2145 | 19.96 | 20.09 |
| CA_2A-2A-14A-66A-66A | LTE B14 | 10 | 23330 | 793 | 16QAM | 1 | 0 | 5330 | 763 | LTE B2 | 20 | 900 | 1960 | LTE B2 | 20 | 700 | 1940 | LTE B66 | 20 | 66786 | 2145 | LTE B66 | 20 | 67236 | 2190 | 19.94 | 20.09 |
| CA_2A-14A-30A-66A-66A | LTE B14 | 10 | 23330 | 793 | 16QAM | 1 | 0 | 5330 | 763 | LTE B2 | 20 | 900 | 1960 | LTE B30 | 10 | 9820 | 2355 | LTE B66 | 20 | 66786 | 2145 | LTE B66 | 20 | 67236 | 2190 | 19.95 | 20.09 |

## F.3.5 LTE Band 26 as PCC

### Table F-7
### Maximum Output Powers – Antenna 4

| | PCC | | | | | | | | | SCC 1 | | | | SCC 2 | | | | Power | |
|---|---|---|---|---|---|---|---|---|---|---|---|---|---|---|---|---|---|---|---|
| Combination | PCC Band | PCC BW [MHz] | PCC (UL) Ch. | PCC (UL) Freq. [MHz] | Mod. | PCC UL# RB | PCC UL RB Offset | PCC (DL) Channel | PCC (DL) Freq. [MHz] | SCC Band | SCC BW [MHz] | SCC (DL) Channel | SCC (DL) Freq. [MHz] | SCC Band | SCC BW [MHz] | SCC (DL) Channel | SCC (DL) Freq. [MHz] | LTE Tx.Power with DL CA Enabled (dBm) | LTE Single Carrier Tx Power (dBm) |
| CA_7A-26A | LTE B26 | 10 | 26740 | 819 | QPSK | 25 | 12 | 8740 | 864 | LTE B7 | 20 | 3100 | 2655 | - | - | - | - | 20.25 | 20.30 |
| CA_25A-26A | LTE B26 | 10 | 26740 | 819 | QPSK | 25 | 12 | 8740 | 864 | LTE B25 | 20 | 8365 | 1962.5 | - | - | - | - | 20.29 | 20.30 |
| CA_26A-41A | LTE B26 | 10 | 26740 | 819 | QPSK | 25 | 12 | 8740 | 864 | LTE B41 | 20 | 40620 | 2593 | - | - | - | - | 20.29 | 20.30 |
| CA_7A-7A-26A | LTE B26 | 10 | 26740 | 819 | QPSK | 25 | 12 | 8740 | 864 | LTE B7 | 20 | 3100 | 2655 | LTE B7 | 20 | 2850 | 2630 | 20.23 | 20.30 |
| CA_25A-25A-26A | LTE B26 | 5 | 26865 | 831.5 | QPSK | 12 | 13 | 8865 | 876.5 | LTE B25 | 20 | 8365 | 1962.5 | LTE B25 | 20 | 8590 | 1985 | 20.26 | 20.30 |
| CA_26A-41C | LTE B26 | 10 | 26740 | 819 | QPSK | 25 | 12 | 8740 | 864 | LTE B41 | 20 | 40620 | 2593 | LTE B41 | 20 | 40422 | 2573.2 | 20.28 | 20.30 |


© 2022 PCTEST

## F.3.6 LTE Band 5 as PCC

### Table F-8
### Maximum Output Powers – Antenna 4

| | PCC | | | | | | | | | SCC 1 | | | | SCC 2 | | | | SCC 3 | | | | SCC 4 | | | | Power | |
|---|---|---|---|---|---|---|---|---|---|---|---|---|---|---|---|---|---|---|---|---|---|---|---|---|---|---|---|
| Combination | PCC Band | PCC BW [MHz] | PCC (UL) Ch. | PCC (UL) Freq. [MHz] | Mod. | PCC UL# RB | PCC UL RB Offset | PCC (DL) Channel | PCC (DL) Freq. [MHz] | SCC Band | SCC BW [MHz] | SCC (DL) Channel | SCC (DL) Freq. [MHz] | SCC Band | SCC BW [MHz] | SCC (DL) Channel | SCC (DL) Freq. [MHz] | SCC Band | SCC BW [MHz] | SCC (DL) Channel | SCC (DL) Freq. [MHz] | SCC Band | SCC BW [MHz] | SCC (DL) Channel | SCC (DL) Freq. [MHz] | LTE Tx.Power with DL CA Enabled (dBm) | LTE Single Carrier Tx Power (dBm) |
| CA_5A-5A (1) | LTE B5 | 3 | 20415 | 825.5 | 64QAM | 1 | 7 | 2415 | 870.5 | LTE B5 | 5 | 2625 | 891.5 | - | - | - | - | - | - | - | - | - | - | - | - | 19.79 | 19.67 |
| CA_5A-7A | LTE B5 | 5 | 20425 | 826.5 | 64QAM | 1 | 24 | 2425 | 871.5 | LTE B7 | 20 | 3100 | 2655 | - | - | - | - | - | - | - | - | - | - | - | - | 19.63 | 19.73 |
| CA_5A-25A | LTE B5 | 5 | 20425 | 826.5 | 64QAM | 1 | 24 | 2425 | 871.5 | LTE B25 | 20 | 8365 | 1962.5 | - | - | - | - | - | - | - | - | - | - | - | - | 19.61 | 19.73 |
| CA_5A-41A | LTE B5 | 5 | 20425 | 826.5 | 64QAM | 1 | 24 | 2425 | 871.5 | LTE B41 | 20 | 40620 | 2593 | - | - | - | - | - | - | - | - | - | - | - | - | 19.63 | 19.73 |
| CA_5A-46A (1) | LTE B5 | 5 | 20425 | 826.5 | 64QAM | 1 | 24 | 2425 | 871.5 | LTE B46 | 20 | 50665 | 5537.5 | - | - | - | - | - | - | - | - | - | - | - | - | 19.51 | 19.73 |
| CA_5A-48A | LTE B5 | 5 | 20425 | 826.5 | 64QAM | 1 | 24 | 2425 | 871.5 | LTE B48 | 20 | 55990 | 3625 | - | - | - | - | - | - | - | - | - | - | - | - | 19.49 | 19.73 |
| CA_5B (1) | LTE B5 | 5 | 20425 | 826.5 | 64QAM | 1 | 24 | 2425 | 871.5 | LTE B5 | 3 | 2464 | 875.4 | - | - | - | - | - | - | - | - | - | - | - | - | 19.92 | 19.73 |
| CA_2A-5A-7A | LTE B5 | 5 | 20425 | 826.5 | 64QAM | 1 | 24 | 2425 | 871.5 | LTE B2 | 20 | 900 | 1960 | LTE B7 | 20 | 3100 | 2655 | - | - | - | - | - | - | - | - | 19.57 | 19.73 |
| CA_2A-5A-46A | LTE B5 | 5 | 20425 | 826.5 | 64QAM | 1 | 24 | 2425 | 871.5 | LTE B2 | 20 | 900 | 1960 | LTE B46 | 20 | 50665 | 5537.5 | - | - | - | - | - | - | - | - | 19.52 | 19.73 |
| CA_2C-5A | LTE B5 | 5 | 20425 | 826.5 | 64QAM | 1 | 24 | 2425 | 871.5 | LTE B2 | 20 | 900 | 1960 | LTE B2 | 20 | 702 | 1940.2 | - | - | - | - | - | - | - | - | 19.66 | 19.73 |
| CA_5A-7A-7A | LTE B5 | 5 | 20425 | 826.5 | 64QAM | 1 | 24 | 2425 | 871.5 | LTE B7 | 20 | 3100 | 2655 | LTE B7 | 20 | 2850 | 2630 | - | - | - | - | - | - | - | - | 19.67 | 19.73 |
| CA_5A-46A-66A | LTE B5 | 5 | 20425 | 826.5 | 64QAM | 1 | 24 | 2425 | 871.5 | LTE B46 | 20 | 50665 | 5537.5 | LTE B66 | 20 | 66786 | 2145 | - | - | - | - | - | - | - | - | 19.73 | 19.73 |
| CA_5A-46C (1) | LTE B5 | 5 | 20425 | 826.5 | 64QAM | 1 | 24 | 2425 | 871.5 | LTE B46 | 20 | 50665 | 5537.5 | LTE B46 | 20 | 50467 | 5517.7 | - | - | - | - | - | - | - | - | 19.73 | 19.73 |
| CA_2A-2A-4A-5A | LTE B5 | 5 | 20425 | 826.5 | 64QAM | 1 | 24 | 2425 | 871.5 | LTE B2 | 20 | 900 | 1960 | LTE B2 | 20 | 700 | 1940 | LTE B4 | 20 | 2175 | 2132.5 | - | - | - | - | 19.56 | 19.73 |
| CA_2A-4A-4A-5A | LTE B5 | 5 | 20425 | 826.5 | 64QAM | 1 | 24 | 2425 | 871.5 | LTE B2 | 20 | 900 | 1960 | LTE B4 | 20 | 2175 | 2132.5 | LTE B4 | 10 | 2350 | 2150 | - | - | - | - | 19.53 | 19.73 |
| CA_2A-4A-5A-30A | LTE B5 | 5 | 20425 | 826.5 | 64QAM | 1 | 24 | 2425 | 871.5 | LTE B2 | 20 | 900 | 1960 | LTE B4 | 20 | 2175 | 2132.5 | LTE B30 | 10 | 9820 | 2355 | - | - | - | - | 19.52 | 19.73 |
| CA_2A-4A-5B | LTE B5 | 5 | 20425 | 826.5 | 64QAM | 1 | 24 | 2425 | 871.5 | LTE B5 | 10 | 2497 | 878.7 | LTE B2 | 20 | 900 | 1960 | LTE B4 | 20 | 2175 | 2132.5 | - | - | - | - | 19.35 | 19.73 |
| CA_2A-5A-7A-7A | LTE B5 | 5 | 20425 | 826.5 | 64QAM | 1 | 24 | 2425 | 871.5 | LTE B2 | 20 | 900 | 1960 | LTE B7 | 20 | 3100 | 2655 | LTE B7 | 20 | 2850 | 2630 | - | - | - | - | 19.53 | 19.73 |
| CA_2A-5A-7C | LTE B5 | 5 | 20425 | 826.5 | 64QAM | 1 | 24 | 2425 | 871.5 | LTE B2 | 20 | 900 | 1960 | LTE B7 | 20 | 3100 | 2655 | LTE B7 | 20 | 2902 | 2635.2 | - | - | - | - | 19.52 | 19.73 |
| CA_2A-5A-46C | LTE B5 | 5 | 20425 | 826.5 | 64QAM | 1 | 24 | 2425 | 871.5 | LTE B2 | 20 | 900 | 1960 | LTE B46 | 20 | 50665 | 5537.5 | LTE B46 | 20 | 50467 | 5517.7 | - | - | - | - | 19.54 | 19.73 |
| CA_4A-4A-5A-30A | LTE B5 | 5 | 20425 | 826.5 | 64QAM | 1 | 24 | 2425 | 871.5 | LTE B4 | 20 | 2175 | 2132.5 | LTE B4 | 10 | 2350 | 2150 | LTE B30 | 10 | 9820 | 2355 | - | - | - | - | 19.46 | 19.73 |
| CA_4A-4A-5B | LTE B5 | 5 | 20425 | 826.5 | 64QAM | 1 | 24 | 2425 | 871.5 | LTE B5 | 10 | 2497 | 878.7 | LTE B4 | 20 | 2175 | 2132.5 | LTE B4 | 10 | 2350 | 2150 | - | - | - | - | 19.45 | 19.73 |
| CA_5A-5A-66A-66A | LTE B5 | 5 | 20425 | 826.5 | 64QAM | 1 | 24 | 2425 | 871.5 | LTE B5 | 5 | 2625 | 891.5 | LTE B66 | 20 | 66786 | 2145 | LTE B66 | 20 | 67236 | 2190 | - | - | - | - | 19.45 | 19.73 |
| CA_5A-7A-66A-66A | LTE B5 | 5 | 20425 | 826.5 | 64QAM | 1 | 24 | 2425 | 871.5 | LTE B7 | 20 | 3100 | 2655 | LTE B66 | 20 | 66786 | 2145 | LTE B66 | 20 | 67236 | 2190 | - | - | - | - | 19.43 | 19.73 |
| CA_5A-46C-66A | LTE B5 | 5 | 20425 | 826.5 | 64QAM | 1 | 24 | 2425 | 871.5 | LTE B46 | 20 | 50665 | 5537.5 | LTE B46 | 20 | 50467 | 5517.7 | LTE B66 | 20 | 66786 | 2145 | - | - | - | - | 19.54 | 19.73 |
| CA_5A-46D (1) | LTE B5 | 5 | 20425 | 826.5 | 64QAM | 1 | 24 | 2425 | 871.5 | LTE B46 | 20 | 50665 | 5537.5 | LTE B46 | 20 | 50467 | 5517.7 | LTE B46 | 20 | 50863 | 5557.3 | - | - | - | - | 19.27 | 19.73 |
| CA_5A-66A-66B | LTE B5 | 5 | 20425 | 826.5 | 64QAM | 1 | 24 | 2425 | 871.5 | LTE B66 | 20 | 66786 | 2145 | LTE B66 | 10 | 67187 | 2185.1 | LTE B66 | 10 | 67286 | 2195 | - | - | - | - | 19.46 | 19.73 |
| CA_5A-66A-66C | LTE B5 | 5 | 20425 | 826.5 | 64QAM | 1 | 24 | 2425 | 871.5 | LTE B66 | 20 | 66786 | 2145 | LTE B66 | 20 | 67038 | 2170.2 | LTE B66 | 20 | 67236 | 2190 | - | - | - | - | 19.45 | 19.73 |
| CA_2A-2A-5A-30A-66A | LTE B5 | 5 | 20425 | 826.5 | 64QAM | 1 | 24 | 2425 | 871.5 | LTE B2 | 20 | 900 | 1960 | LTE B2 | 20 | 700 | 1940 | LTE B30 | 10 | 9820 | 2355 | LTE B66 | 20 | 66786 | 2145 | 19.64 | 19.73 |
| CA_2A-2A-5A-66A-66A | LTE B5 | 5 | 20425 | 826.5 | 64QAM | 1 | 24 | 2425 | 871.5 | LTE B2 | 20 | 900 | 1960 | LTE B2 | 20 | 700 | 1940 | LTE B66 | 20 | 66786 | 2145 | LTE B66 | 20 | 67236 | 2190 | 19.69 | 19.73 |
| CA_2A-2A-5A-66B | LTE B5 | 5 | 20425 | 826.5 | 64QAM | 1 | 24 | 2425 | 871.5 | LTE B2 | 20 | 900 | 1960 | LTE B2 | 20 | 700 | 1940 | LTE B66 | 15 | 66786 | 2145 | LTE B66 | 5 | 66879 | 2154.3 | 19.70 | 19.73 |
| CA_2A-2A-5A-66C | LTE B5 | 5 | 20425 | 826.5 | 64QAM | 1 | 24 | 2425 | 871.5 | LTE B2 | 20 | 900 | 1960 | LTE B2 | 20 | 700 | 1940 | LTE B66 | 20 | 66786 | 2145 | LTE B66 | 20 | 66984 | 2164.8 | 19.50 | 19.73 |
| CA_2A-5A-30A-66A-66A | LTE B5 | 5 | 20425 | 826.5 | 64QAM | 1 | 24 | 2425 | 871.5 | LTE B2 | 20 | 900 | 1960 | LTE B30 | 10 | 9820 | 2355 | LTE B66 | 20 | 66786 | 2145 | LTE B66 | 20 | 67236 | 2190 | 19.71 | 19.73 |
| CA_2A-5A-46D | LTE B5 | 5 | 20425 | 826.5 | 64QAM | 1 | 24 | 2425 | 871.5 | LTE B2 | 20 | 900 | 1960 | LTE B46 | 20 | 50665 | 5537.5 | LTE B46 | 20 | 50467 | 5517.7 | LTE B46 | 20 | 50863 | 5557.3 | 19.51 | 19.73 |
| CA_2A-5B-30A-66A | LTE B5 | 5 | 20425 | 826.5 | 64QAM | 1 | 24 | 2425 | 871.5 | LTE B5 | 10 | 2497 | 878.7 | LTE B2 | 20 | 900 | 1960 | LTE B30 | 10 | 9820 | 2355 | LTE B66 | 20 | 66786 | 2145 | 19.40 | 19.73 |
| CA_2A-5B-66A-66A | LTE B5 | 5 | 20425 | 826.5 | 64QAM | 1 | 24 | 2425 | 871.5 | LTE B5 | 10 | 2497 | 878.7 | LTE B2 | 20 | 900 | 1960 | LTE B66 | 20 | 66786 | 2145 | LTE B66 | 20 | 67236 | 2190 | 19.47 | 19.73 |
| CA_2A-5B-66B | LTE B5 | 5 | 20425 | 826.5 | 64QAM | 1 | 24 | 2425 | 871.5 | LTE B5 | 10 | 2497 | 878.7 | LTE B2 | 20 | 900 | 1960 | LTE B66 | 15 | 66786 | 2145 | LTE B66 | 5 | 66879 | 2154.3 | 19.44 | 19.73 |
| CA_2A-5B-66C | LTE B5 | 5 | 20425 | 826.5 | 64QAM | 1 | 24 | 2425 | 871.5 | LTE B5 | 10 | 2497 | 878.7 | LTE B2 | 20 | 900 | 1960 | LTE B66 | 20 | 66786 | 2145 | LTE B66 | 20 | 66984 | 2164.8 | 19.41 | 19.73 |
| CA_5A-7C-66A-66A | LTE B5 | 5 | 20425 | 826.5 | 64QAM | 1 | 24 | 2425 | 871.5 | LTE B7 | 20 | 3100 | 2655 | LTE B7 | 20 | 2902 | 2635.2 | LTE B66 | 20 | 66786 | 2145 | LTE B66 | 20 | 67236 | 2190 | 19.43 | 19.73 |
| CA_5A-46D-66A | LTE B5 | 5 | 20425 | 826.5 | 64QAM | 1 | 24 | 2425 | 871.5 | LTE B46 | 20 | 50665 | 5537.5 | LTE B46 | 20 | 50467 | 5517.7 | LTE B46 | 20 | 50863 | 5557.3 | LTE B66 | 20 | 66786 | 2145 | 19.74 | 19.73 |
| CA_5B-30A-66A-66A | LTE B5 | 5 | 20425 | 826.5 | 64QAM | 1 | 24 | 2425 | 871.5 | LTE B5 | 10 | 2497 | 878.7 | LTE B30 | 10 | 9820 | 2355 | LTE B66 | 20 | 66786 | 2145 | LTE B66 | 20 | 67236 | 2190 | 19.40 | 19.73 |

## F.3.7 LTE Band 66 as PCC

### Table F-9
### Maximum Output Powers – Antenna 4

| | PCC | | | | | | | | | SCC 1 | | | | SCC 2 | | | | SCC 3 | | | | SCC 4 | | | | SCC 5 | | | | Power | |
|---|---|---|---|---|---|---|---|---|---|---|---|---|---|---|---|---|---|---|---|---|---|---|---|---|---|---|---|---|---|---|---|
| Combination | PCC Band | PCC BW [MHz] | PCC (UL) Ch. | PCC (UL) Freq. [MHz] | Mod. | PCC UL# RB | PCC UL RB Offset | PCC (DL) Channel | PCC (DL) Freq. [MHz] | SCC Band | SCC BW [MHz] | SCC (DL) Channel | SCC (DL) Freq. [MHz] | SCC Band | SCC BW [MHz] | SCC (DL) Channel | SCC (DL) Freq. [MHz] | SCC Band | SCC BW [MHz] | SCC (DL) Channel | SCC (DL) Freq. [MHz] | SCC Band | SCC BW [MHz] | SCC (DL) Channel | SCC (DL) Freq. [MHz] | SCC Band | SCC BW [MHz] | SCC (DL) Channel | SCC (DL) Freq. [MHz] | LTE Tx.Power with DL CA Enabled (dBm) | LTE Single Carrier Tx Power (dBm) |
| CA_2A-66A | LTE B66 | 20 | 132572 | 1770 | 16QAM | 1 | 0 | 67036 | 2170 | LTE B2 | 20 | 900 | 1960 | - | - | - | - | - | - | - | - | - | - | - | - | - | - | - | - | 15.30 | 15.30 |
| CA_12A-66A (1) | LTE B66 | 20 | 132572 | 1770 | 16QAM | 1 | 0 | 67036 | 2170 | LTE B12 | 10 | 5095 | 737.5 | - | - | - | - | - | - | - | - | - | - | - | - | - | - | - | - | 15.19 | 15.30 |
| CA_12A-66A (2) | LTE B66 | 20 | 132572 | 1770 | 16QAM | 1 | 0 | 67036 | 2170 | LTE B12 | 10 | 5095 | 737.5 | - | - | - | - | - | - | - | - | - | - | - | - | - | - | - | - | 15.20 | 15.30 |
| CA_2A-48A-66A | LTE B66 | 20 | 132572 | 1770 | 16QAM | 1 | 0 | 67036 | 2170 | LTE B2 | 20 | 900 | 1960 | LTE B48 | 20 | 55990 | 3625 | - | - | - | - | - | - | - | - | - | - | - | - | 14.87 | 15.30 |
| CA_5A-46A-66A | LTE B66 | 20 | 132572 | 1770 | 16QAM | 1 | 0 | 67036 | 2170 | LTE B5 | 10 | 2525 | 881.5 | LTE B46 | 20 | 50665 | 5537.5 | - | - | - | - | - | - | - | - | - | - | - | - | 15.05 | 15.30 |
| CA_13A-46A-66A | LTE B66 | 20 | 132572 | 1770 | 16QAM | 1 | 0 | 67036 | 2170 | LTE B13 | 10 | 5230 | 751 | LTE B46 | 20 | 50665 | 5537.5 | - | - | - | - | - | - | - | - | - | - | - | - | 15.06 | 15.30 |
| CA_13A-48A-66A | LTE B66 | 20 | 132572 | 1770 | 16QAM | 1 | 0 | 67036 | 2170 | LTE B13 | 10 | 5230 | 751 | LTE B48 | 20 | 55990 | 3625 | - | - | - | - | - | - | - | - | - | - | - | - | 15.26 | 15.30 |
| CA_46A-66A-66A | LTE B66 | 20 | 132572 | 1770 | 16QAM | 1 | 0 | 67036 | 2170 | LTE B66 | 20 | 66536 | 2120 | LTE B46 | 20 | 50665 | 5537.5 | - | - | - | - | - | - | - | - | - | - | - | - | 14.99 | 15.30 |
| CA_2A-2A-66A-71A | LTE B66 | 20 | 132572 | 1770 | 16QAM | 1 | 0 | 67036 | 2170 | LTE B2 | 20 | 900 | 1960 | LTE B2 | 20 | 700 | 1940 | LTE B71 | 20 | 68761 | 634.5 | - | - | - | - | - | - | - | - | 14.94 | 15.30 |
| CA_2A-7C-66A | LTE B66 | 20 | 132572 | 1770 | 16QAM | 1 | 0 | 67036 | 2170 | LTE B7 | 20 | 3100 | 2655 | LTE B7 | 20 | 2902 | 2635.2 | LTE B2 | 20 | 900 | 1960 | - | - | - | - | - | - | - | - | 14.96 | 15.30 |
| CA_2A-12A-66C | LTE B66 | 20 | 132572 | 1770 | 16QAM | 1 | 0 | 67036 | 2170 | LTE B66 | 20 | 66838 | 2150.2 | LTE B2 | 20 | 900 | 1960 | LTE B12 | 10 | 5095 | 737.5 | - | - | - | - | - | - | - | - | 14.95 | 15.30 |
| CA_2A-13A-66B | LTE B66 | 15 | 132322 | 1745 | 16QAM | 1 | 36 | 66786 | 2145 | LTE B66 | 5 | 66693 | 2135.7 | LTE B2 | 20 | 900 | 1960 | LTE B13 | 10 | 5230 | 751 | - | - | - | - | - | - | - | - | 14.82 | 15.30 |
| CA_2A-13A-66C | LTE B66 | 20 | 132572 | 1770 | 16QAM | 1 | 0 | 67036 | 2170 | LTE B66 | 20 | 66838 | 2150.2 | LTE B2 | 20 | 900 | 1960 | LTE B13 | 10 | 5230 | 751 | - | - | - | - | - | - | - | - | 14.94 | 15.30 |
| CA_2A-29A-30A-66A | LTE B66 | 20 | 132572 | 1770 | 16QAM | 1 | 0 | 67036 | 2170 | LTE B2 | 20 | 900 | 1960 | LTE B29 | 10 | 9715 | 722.5 | LTE B30 | 10 | 9820 | 2355 | - | - | - | - | - | - | - | - | 14.94 | 15.30 |
| CA_2A-46A-46A-66A | LTE B66 | 20 | 132572 | 1770 | 16QAM | 1 | 0 | 67036 | 2170 | LTE B2 | 20 | 900 | 1960 | LTE B46 | 20 | 50665 | 5537.5 | LTE B46 | 20 | 47090 | 5180 | - | - | - | - | - | - | - | - | 15.16 | 15.30 |
| CA_2A-46A-48A-66A | LTE B66 | 20 | 132572 | 1770 | 16QAM | 1 | 0 | 67036 | 2170 | LTE B2 | 20 | 900 | 1960 | LTE B46 | 20 | 50665 | 5537.5 | LTE B48 | 20 | 55990 | 3625 | - | - | - | - | - | - | - | - | 14.94 | 15.30 |
| CA_2A-48C-66A | LTE B66 | 20 | 132572 | 1770 | 16QAM | 1 | 0 | 67036 | 2170 | LTE B2 | 20 | 900 | 1960 | LTE B48 | 20 | 55990 | 3625 | LTE B48 | 20 | 56188 | 3644.8 | - | - | - | - | - | - | - | - | 15.30 | 15.30 |
| CA_2A-66A-66A-66A | LTE B66 | 20 | 132572 | 1770 | 16QAM | 1 | 0 | 67036 | 2170 | LTE B66 | 20 | 66536 | 2120 | LTE B66 | 20 | 66786 | 2145 | LTE B2 | 20 | 900 | 1960 | - | - | - | - | - | - | - | - | 14.93 | 15.30 |
| CA_2A-66A-66A-71A | LTE B66 | 20 | 132572 | 1770 | 16QAM | 1 | 0 | 67036 | 2170 | LTE B66 | 20 | 66536 | 2120 | LTE B2 | 20 | 900 | 1960 | LTE B71 | 20 | 68761 | 634.5 | - | - | - | - | - | - | - | - | 14.99 | 15.30 |
| CA_2A-66A-66B | LTE B66 | 20 | 132572 | 1770 | 16QAM | 1 | 0 | 67036 | 2170 | LTE B66 | 10 | 66585 | 2124.9 | LTE B66 | 10 | 66486 | 2115 | LTE B2 | 20 | 900 | 1960 | - | - | - | - | - | - | - | - | 14.96 | 15.30 |
| CA_2A-66B-66A | LTE B66 | 15 | 132322 | 1745 | 16QAM | 1 | 36 | 66786 | 2145 | LTE B66 | 5 | 66693 | 2135.7 | LTE B66 | 20 | 67236 | 2190 | LTE B2 | 20 | 900 | 1960 | - | - | - | - | - | - | - | - | 14.81 | 15.30 |
| CA_2A-66A-66C | LTE B66 | 20 | 132572 | 1770 | 16QAM | 1 | 0 | 67036 | 2170 | LTE B66 | 20 | 66734 | 2139.8 | LTE B66 | 20 | 66536 | 2120 | LTE B2 | 20 | 900 | 1960 | - | - | - | - | - | - | - | - | 14.93 | 15.30 |
| CA_2A-66C-66A | LTE B66 | 20 | 132572 | 1770 | 16QAM | 1 | 0 | 67036 | 2170 | LTE B66 | 20 | 66838 | 2150.2 | LTE B66 | 20 | 66536 | 2120 | LTE B2 | 20 | 900 | 1960 | - | - | - | - | - | - | - | - | 14.94 | 15.30 |
| CA_2A-66C-71A | LTE B66 | 20 | 132572 | 1770 | 16QAM | 1 | 0 | 67036 | 2170 | LTE B66 | 20 | 66838 | 2150.2 | LTE B2 | 20 | 900 | 1960 | LTE B71 | 20 | 68761 | 634.5 | - | - | - | - | - | - | - | - | 15.02 | 15.30 |
| CA_2C-66A-66A | LTE B66 | 20 | 132572 | 1770 | 16QAM | 1 | 0 | 67036 | 2170 | LTE B66 | 20 | 66536 | 2120 | LTE B2 | 20 | 900 | 1960 | LTE B2 | 20 | 702 | 1940.2 | - | - | - | - | - | - | - | - | 14.97 | 15.30 |
| CA_5A-5A-66A-66A | LTE B66 | 20 | 132572 | 1770 | 16QAM | 1 | 0 | 67036 | 2170 | LTE B66 | 20 | 66536 | 2120 | LTE B5 | 10 | 2525 | 881.5 | LTE B5 | 5 | 2425 | 871.5 | - | - | - | - | - | - | - | - | 14.97 | 15.30 |
| CA_5A-7A-66A-66A | LTE B66 | 20 | 132572 | 1770 | 16QAM | 1 | 0 | 67036 | 2170 | LTE B66 | 20 | 66536 | 2120 | LTE B5 | 10 | 2525 | 881.5 | LTE B7 | 20 | 3100 | 2655 | - | - | - | - | - | - | - | - | 14.94 | 15.30 |
| CA_5A-46C-66A | LTE B66 | 20 | 132572 | 1770 | 16QAM | 1 | 0 | 67036 | 2170 | LTE B5 | 10 | 2525 | 881.5 | LTE B46 | 20 | 50665 | 5537.5 | LTE B46 | 20 | 50467 | 5517.7 | - | - | - | - | - | - | - | - | 15.26 | 15.30 |
| CA_5A-66A-66B | LTE B66 | 20 | 132572 | 1770 | 16QAM | 1 | 0 | 67036 | 2170 | LTE B66 | 10 | 66585 | 2124.9 | LTE B66 | 10 | 66486 | 2115 | LTE B5 | 10 | 2525 | 881.5 | - | - | - | - | - | - | - | - | 14.96 | 15.30 |
| CA_5A-66B-66A | LTE B66 | 15 | 132322 | 1745 | 16QAM | 1 | 36 | 66786 | 2145 | LTE B66 | 5 | 66693 | 2135.7 | LTE B66 | 20 | 67236 | 2190 | LTE B5 | 10 | 2525 | 881.5 | - | - | - | - | - | - | - | - | 14.99 | 15.30 |
| CA_5A-66A-66C | LTE B66 | 20 | 132572 | 1770 | 16QAM | 1 | 0 | 67036 | 2170 | LTE B66 | 20 | 66734 | 2139.8 | LTE B66 | 20 | 66536 | 2120 | LTE B5 | 10 | 2525 | 881.5 | - | - | - | - | - | - | - | - | 14.96 | 15.30 |
| CA_5A-66C-66A | LTE B66 | 20 | 132572 | 1770 | 16QAM | 1 | 0 | 67036 | 2170 | LTE B66 | 20 | 66838 | 2150.2 | LTE B66 | 20 | 66536 | 2120 | LTE B5 | 10 | 2525 | 881.5 | - | - | - | - | - | - | - | - | 14.97 | 15.30 |
| CA_13A-46C-66A | LTE B66 | 20 | 132572 | 1770 | 16QAM | 1 | 0 | 67036 | 2170 | LTE B13 | 10 | 5230 | 751 | LTE B46 | 20 | 50665 | 5537.5 | LTE B46 | 20 | 50467 | 5517.7 | - | - | - | - | - | - | - | - | 15.28 | 15.30 |
| CA_13A-48C-66A | LTE B66 | 20 | 132572 | 1770 | 16QAM | 1 | 0 | 67036 | 2170 | LTE B48 | 20 | 55990 | 3625 | LTE B48 | 20 | 55340 | 3560 | LTE B13 | 10 | 5230 | 751 | - | - | - | - | - | - | - | - | 15.29 | 15.30 |
| CA_13A-66A-66B | LTE B66 | 20 | 132572 | 1770 | 16QAM | 1 | 0 | 67036 | 2170 | LTE B66 | 10 | 66585 | 2124.9 | LTE B66 | 10 | 66486 | 2115 | LTE B13 | 10 | 5230 | 751 | - | - | - | - | - | - | - | - | 14.97 | 15.30 |
| CA_13A-66B-66A | LTE B66 | 15 | 132322 | 1745 | 16QAM | 1 | 36 | 66786 | 2145 | LTE B66 | 5 | 66693 | 2135.7 | LTE B66 | 20 | 67236 | 2190 | LTE B13 | 10 | 5230 | 751 | - | - | - | - | - | - | - | - | 14.62 | 15.30 |
| CA_13A-66A-66C | LTE B66 | 20 | 132572 | 1770 | 16QAM | 1 | 0 | 67036 | 2170 | LTE B66 | 20 | 66734 | 2139.8 | LTE B66 | 20 | 66536 | 2120 | LTE B13 | 10 | 5230 | 751 | - | - | - | - | - | - | - | - | 14.96 | 15.30 |
| CA_13A-66C-66A | LTE B66 | 20 | 132572 | 1770 | 16QAM | 1 | 0 | 67036 | 2170 | LTE B66 | 20 | 66838 | 2150.2 | LTE B66 | 20 | 66536 | 2120 | LTE B13 | 10 | 5230 | 751 | - | - | - | - | - | - | - | - | 14.98 | 15.30 |
| CA_13A-66A-66C | LTE B66 | 20 | 132572 | 1770 | 16QAM | 1 | 0 | 67036 | 2170 | LTE B66 | 20 | 66734 | 2139.8 | LTE B66 | 20 | 66536 | 2120 | LTE B13 | 10 | 5230 | 751 | - | - | - | - | - | - | - | - | 14.96 | 15.30 |
| CA_29A-30A-66A-66A | LTE B66 | 20 | 132572 | 1770 | 16QAM | 1 | 0 | 67036 | 2170 | LTE B66 | 20 | 66536 | 2120 | LTE B29 | 10 | 9715 | 722.5 | LTE B30 | 10 | 9820 | 2355 | - | - | - | - | - | - | - | - | 14.98 | 15.30 |
| CA_46C-66A-66A | LTE B66 | 20 | 132572 | 1770 | 16QAM | 1 | 0 | 67036 | 2170 | LTE B66 | 20 | 66536 | 2120 | LTE B46 | 20 | 50665 | 5537.5 | LTE B46 | 20 | 50467 | 5517.7 | - | - | - | - | - | - | - | - | 15.26 | 15.30 |
| CA_48A-48A-66A-66A | LTE B66 | 20 | 132572 | 1770 | 16QAM | 1 | 0 | 67036 | 2170 | LTE B66 | 20 | 66536 | 2120 | LTE B48 | 20 | 55990 | 3625 | LTE B48 | 20 | 55340 | 3560 | - | - | - | - | - | - | - | - | 15.27 | 15.30 |
| CA_48A-48C-66A | LTE B66 | 20 | 132572 | 1770 | 16QAM | 1 | 0 | 67036 | 2170 | LTE B48 | 20 | 55990 | 3625 | LTE B48 | 20 | 55340 | 3560 | LTE B48 | 20 | 55538 | 3579.8 | - | - | - | - | - | - | - | - | 15.24 | 15.30 |
| CA_48C-66A-66A | LTE B66 | 20 | 132572 | 1770 | 16QAM | 1 | 0 | 67036 | 2170 | LTE B66 | 20 | 66536 | 2120 | LTE B48 | 20 | 55990 | 3625 | LTE B48 | 20 | 56188 | 3644.8 | - | - | - | - | - | - | - | - | 15.30 | 15.30 |
| CA_2A-2A-5A-30A-66A | LTE B66 | 20 | 132572 | 1770 | 16QAM | 1 | 0 | 67036 | 2170 | LTE B2 | 20 | 900 | 1960 | LTE B2 | 20 | 700 | 1940 | LTE B5 | 10 | 2525 | 881.5 | LTE B30 | 10 | 9820 | 2355 | - | - | - | - | 14.85 | 15.30 |
| CA_2A-2A-5A-66A-66A | LTE B66 | 20 | 132572 | 1770 | 16QAM | 1 | 0 | 67036 | 2170 | LTE B66 | 20 | 66536 | 2120 | LTE B2 | 20 | 900 | 1960 | LTE B2 | 20 | 700 | 1940 | LTE B5 | 10 | 2525 | 881.5 | - | - | - | - | 14.87 | 15.30 |
| CA_2A-2A-5A-66B | LTE B66 | 15 | 132322 | 1745 | 16QAM | 1 | 36 | 66786 | 2145 | LTE B66 | 5 | 66693 | 2135.7 | LTE B2 | 20 | 900 | 1960 | LTE B2 | 20 | 700 | 1940 | LTE B5 | 10 | 2525 | 881.5 | - | - | - | - | 14.95 | 15.30 |
| CA_2A-2A-5A-66C | LTE B66 | 20 | 132572 | 1770 | 16QAM | 1 | 0 | 67036 | 2170 | LTE B66 | 20 | 66838 | 2150.2 | LTE B2 | 20 | 900 | 1960 | LTE B2 | 20 | 700 | 1940 | LTE B5 | 10 | 2525 | 881.5 | - | - | - | - | 14.86 | 15.30 |
| CA_2A-2A-7A-12A-66A | LTE B66 | 20 | 132572 | 1770 | 16QAM | 1 | 0 | 67036 | 2170 | LTE B2 | 20 | 900 | 1960 | LTE B2 | 20 | 700 | 1940 | LTE B7 | 20 | 3100 | 2655 | LTE B12 | 10 | 5095 | 737.5 | - | - | - | - | 14.86 | 15.30 |
| CA_2A-2A-12A-30A-66A | LTE B66 | 20 | 132572 | 1770 | 16QAM | 1 | 0 | 67036 | 2170 | LTE B2 | 20 | 900 | 1960 | LTE B2 | 20 | 700 | 1940 | LTE B12 | 10 | 5095 | 737.5 | LTE B30 | 10 | 9820 | 2355 | - | - | - | - | 14.83 | 15.30 |
| CA_2A-2A-12A-66A-66A | LTE B66 | 20 | 132572 | 1770 | 16QAM | 1 | 0 | 67036 | 2170 | LTE B66 | 20 | 66536 | 2120 | LTE B2 | 20 | 900 | 1960 | LTE B2 | 20 | 700 | 1940 | LTE B12 | 10 | 5095 | 737.5 | - | - | - | - | 14.87 | 15.30 |
| CA_2A-2A-13A-66A-66A | LTE B66 | 20 | 132572 | 1770 | 16QAM | 1 | 0 | 67036 | 2170 | LTE B66 | 20 | 66536 | 2120 | LTE B2 | 20 | 900 | 1960 | LTE B2 | 20 | 700 | 1940 | LTE B13 | 10 | 5230 | 751 | - | - | - | - | 14.86 | 15.30 |
| CA_2A-2A-14A-30A-66A | LTE B66 | 20 | 132572 | 1770 | 16QAM | 1 | 0 | 67036 | 2170 | LTE B2 | 20 | 900 | 1960 | LTE B2 | 20 | 700 | 1940 | LTE B14 | 10 | 5330 | 763 | LTE B30 | 10 | 9820 | 2355 | - | - | - | - | 14.86 | 15.30 |
| CA_2A-2A-14A-66A-66A | LTE B66 | 20 | 132572 | 1770 | 16QAM | 1 | 0 | 67036 | 2170 | LTE B66 | 20 | 66536 | 2120 | LTE B2 | 20 | 900 | 1960 | LTE B2 | 20 | 700 | 1940 | LTE B14 | 10 | 5330 | 763 | - | - | - | - | 14.85 | 15.30 |
| CA_2A-5A-30A-66A-66A | LTE B66 | 20 | 132572 | 1770 | 16QAM | 1 | 0 | 67036 | 2170 | LTE B66 | 20 | 66536 | 2120 | LTE B2 | 20 | 900 | 1960 | LTE B5 | 10 | 2525 | 881.5 | LTE B30 | 10 | 9820 | 2355 | - | - | - | - | 14.84 | 15.30 |
| CA_2A-5B-30A-66A | LTE B66 | 20 | 132572 | 1770 | 16QAM | 1 | 0 | 67036 | 2170 | LTE B2 | 20 | 900 | 1960 | LTE B5 | 10 | 2525 | 881.5 | LTE B5 | 5 | 2453 | 874.3 | LTE B30 | 10 | 9820 | 2355 | - | - | - | - | 14.84 | 15.30 |
| CA_2A-5B-66A-66A | LTE B66 | 20 | 132572 | 1770 | 16QAM | 1 | 0 | 67036 | 2170 | LTE B66 | 20 | 66536 | 2120 | LTE B2 | 20 | 900 | 1960 | LTE B5 | 10 | 2525 | 881.5 | LTE B5 | 5 | 2453 | 874.3 | - | - | - | - | 14.88 | 15.30 |
| CA_2A-5B-66B | LTE B66 | 15 | 132322 | 1745 | 16QAM | 1 | 36 | 66786 | 2145 | LTE B66 | 5 | 66693 | 2135.7 | LTE B2 | 20 | 900 | 1960 | LTE B5 | 10 | 2525 | 881.5 | LTE B5 | 5 | 2453 | 874.3 | - | - | - | - | 15.00 | 15.30 |
| CA_2A-5B-66C | LTE B66 | 20 | 132572 | 1770 | 16QAM | 1 | 0 | 67036 | 2170 | LTE B66 | 20 | 66838 | 2150.2 | LTE B2 | 20 | 900 | 1960 | LTE B5 | 10 | 2525 | 881.5 | LTE B5 | 5 | 2453 | 874.3 | - | - | - | - | 14.87 | 15.30 |
| CA_2A-7A-7A-66A-66A | LTE B66 | 20 | 132572 | 1770 | 16QAM | 1 | 0 | 67036 | 2170 | LTE B66 | 20 | 66536 | 2120 | LTE B2 | 20 | 900 | 1960 | LTE B7 | 20 | 3100 | 2655 | LTE B7 | 20 | 2850 | 2630 | - | - | - | - | 14.83 | 15.30 |
| CA_2A-7C-66A-66A | LTE B66 | 20 | 132572 | 1770 | 16QAM | 1 | 0 | 67036 | 2170 | LTE B66 | 20 | 66536 | 2120 | LTE B2 | 20 | 900 | 1960 | LTE B7 | 20 | 3100 | 2655 | LTE B7 | 20 | 2902 | 2635.2 | - | - | - | - | 14.84 | 15.30 |
| CA_2A-12A-30A-66A-66A | LTE B66 | 20 | 132572 | 1770 | 16QAM | 1 | 0 | 67036 | 2170 | LTE B66 | 20 | 66536 | 2120 | LTE B2 | 20 | 900 | 1960 | LTE B12 | 10 | 5095 | 737.5 | LTE B30 | 10 | 9820 | 2355 | - | - | - | - | 14.83 | 15.30 |
| CA_2A-14A-30A-66A-66A | LTE B66 | 20 | 132572 | 1770 | 16QAM | 1 | 0 | 67036 | 2170 | LTE B66 | 20 | 66536 | 2120 | LTE B2 | 20 | 900 | 1960 | LTE B14 | 10 | 5330 | 763 | LTE B30 | 10 | 9820 | 2355 | - | - | - | - | 14.84 | 15.30 |
| CA_2A-46A-46C-66A | LTE B66 | 20 | 132572 | 1770 | 16QAM | 1 | 0 | 67036 | 2170 | LTE B2 | 20 | 900 | 1960 | LTE B46 | 20 | 50665 | 5537.5 | LTE B46 | 20 | 50467 | 5517.7 | LTE B46 | 20 | 53540 | 5825 | - | - | - | - | 15.11 | 15.30 |
| CA_2A-46A-48C-66A | LTE B66 | 20 | 132572 | 1770 | 16QAM | 1 | 0 | 67036 | 2170 | LTE B2 | 20 | 900 | 1960 | LTE B46 | 20 | 50665 | 5537.5 | LTE B48 | 20 | 55990 | 3625 | LTE B48 | 20 | 56188 | 3644.8 | - | - | - | - | 14.99 | 15.30 |
| CA_2A-46C-48A-66A | LTE B66 | 20 | 132572 | 1770 | 16QAM | 1 | 0 | 67036 | 2170 | LTE B2 | 20 | 900 | 1960 | LTE B46 | 20 | 50665 | 5537.5 | LTE B46 | 20 | 50467 | 5517.7 | LTE B48 | 20 | 55990 | 3625 | - | - | - | - | 15.05 | 15.30 |
| CA_2A-48D-66A | LTE B66 | 20 | 132572 | 1770 | 16QAM | 1 | 0 | 67036 | 2170 | LTE B2 | 20 | 900 | 1960 | LTE B48 | 20 | 55990 | 3625 | LTE B48 | 20 | 56188 | 3644.8 | LTE B48 | 20 | 56386 | 3664.6 | - | - | - | - | 14.50 | 15.30 |
| CA_5A-7C-66A-66A | LTE B66 | 20 | 132572 | 1770 | 16QAM | 1 | 0 | 67036 | 2170 | LTE B66 | 20 | 66536 | 2120 | LTE B5 | 10 | 2525 | 881.5 | LTE B7 | 20 | 3100 | 2655 | LTE B7 | 20 | 2902 | 2635.2 | - | - | - | - | 14.82 | 15.30 |
| CA_5A-46D-66A | LTE B66 | 20 | 132572 | 1770 | 16QAM | 1 | 0 | 67036 | 2170 | LTE B5 | 10 | 2525 | 881.5 | LTE B46 | 20 | 50665 | 5537.5 | LTE B46 | 20 | 50467 | 5517.7 | LTE B46 | 20 | 50863 | 5557.3 | - | - | - | - | 15.20 | 15.30 |
| CA_5B-30A-66A-66A | LTE B66 | 20 | 132572 | 1770 | 16QAM | 1 | 0 | 67036 | 2170 | LTE B66 | 20 | 66536 | 2120 | LTE B5 | 10 | 2525 | 881.5 | LTE B5 | 5 | 2453 | 874.3 | LTE B30 | 10 | 9820 | 2355 | - | - | - | - | 14.86 | 15.30 |
| CA_13A-46D-66A | LTE B66 | 20 | 132572 | 1770 | 16QAM | 1 | 0 | 67036 | 2170 | LTE B13 | 10 | 5230 | 751 | LTE B46 | 20 | 50665 | 5537.5 | LTE B46 | 20 | 50467 | 5517.7 | LTE B46 | 20 | 50863 | 5557.3 | - | - | - | - | 15.10 | 15.30 |
| CA_13A-48D-66A | LTE B66 | 20 | 132572 | 1770 | 16QAM | 1 | 0 | 67036 | 2170 | LTE B13 | 10 | 5230 | 751 | LTE B48 | 20 | 55990 | 3625 | LTE B48 | 20 | 56188 | 3644.8 | LTE B48 | 20 | 56386 | 3664.6 | - | - | - | - | 15.24 | 15.30 |
| CA_46D-66A-66A | LTE B66 | 20 | 132572 | 1770 | 16QAM | 1 | 0 | 67036 | 2170 | LTE B66 | 20 | 66536 | 2120 | LTE B46 | 20 | 50665 | 5537.5 | LTE B46 | 20 | 50467 | 5517.7 | LTE B46 | 20 | 50863 | 5557.3 | - | - | - | - | 14.95 | 15.30 |
| CA_48E-66A | LTE B66 | 20 | 132572 | 1770 | 16QAM | 1 | 0 | 67036 | 2170 | LTE B48 | 20 | 55990 | 3625 | LTE B48 | 20 | 56188 | 3644.8 | LTE B48 | 20 | 56386 | 3664.6 | LTE B48 | 20 | 56584 | 3684.4 | - | - | - | - | 14.60 | 15.30 |
| CA_2A-46A-48D-66A | LTE B66 | 20 | 132572 | 1770 | 16QAM | 1 | 0 | 67036 | 2170 | LTE B2 | 20 | 900 | 1960 | LTE B46 | 20 | 50665 | 5537.5 | LTE B48 | 20 | 55990 | 3625 | LTE B48 | 20 | 56188 | 3644.8 | LTE B48 | 20 | 56386 | 3664.6 | 14.48 | 15.30 |
| CA_2A-46C-48C-66A | LTE B66 | 20 | 132572 | 1770 | 16QAM | 1 | 0 | 67036 | 2170 | LTE B2 | 20 | 900 | 1960 | LTE B46 | 20 | 50665 | 5537.5 | LTE B46 | 20 | 50467 | 5517.7 | LTE B48 | 20 | 55990 | 3625 | LTE B48 | 20 | 56188 | 3644.8 | 14.70 | 15.30 |
| CA_2A-46D-48A-66A | LTE B66 | 20 | 132572 | 1770 | 16QAM | 1 | 0 | 67036 | 2170 | LTE B2 | 20 | 900 | 1960 | LTE B46 | 20 | 50665 | 5537.5 | LTE B46 | 20 | 50467 | 5517.7 | LTE B46 | 20 | 50863 | 5557.3 | LTE B48 | 20 | 55990 | 3625 | 14.91 | 15.30 |
| CA_2A-46E-66A | LTE B66 | 20 | 132572 | 1770 | 16QAM | 1 | 0 | 67036 | 2170 | LTE B2 | 20 | 900 | 1960 | LTE B46 | 20 | 50665 | 5537.5 | LTE B46 | 20 | 50467 | 5517.7 | LTE B46 | 20 | 50863 | 5557.3 | LTE B46 | 20 | 50269 | 5497.9 | 14.78 | 15.30 |



© 2022 PCTEST

## F.3.8 LTE Band 25 as PCC

### Table F-10
### Maximum Output Powers – Antenna 4

| | PCC | | | | | | | | | SCC 1 | | | | SCC 2 | | | | SCC 3 | | | | SCC 4 | | | | Power | |
|---|---|---|---|---|---|---|---|---|---|---|---|---|---|---|---|---|---|---|---|---|---|---|---|---|---|---|---|
| Combination | PCC Band | PCC BW [MHz] | PCC (UL) Ch. | PCC (UL) Freq. [MHz] | Mod. | PCC UL# RB | PCC UL RB Offset | PCC (DL) Channel | PCC (DL) Freq. [MHz] | SCC Band | SCC BW [MHz] | SCC (DL) Channel | SCC (DL) Freq. [MHz] | SCC Band | SCC BW [MHz] | SCC (DL) Channel | SCC (DL) Freq. [MHz] | SCC Band | SCC BW [MHz] | SCC (DL) Channel | SCC (DL) Freq. [MHz] | SCC Band | SCC BW [MHz] | SCC (DL) Channel | SCC (DL) Freq. [MHz] | LTE Tx.Power with DL CA Enabled (dBm) | LTE Single Carrier Tx Power (dBm) |
| CA_5A-25A | LTE B25 | 20 | 26365 | 1882.5 | 16QAM | 1 | 50 | 8365 | 1962.5 | LTE B5 | 10 | 2525 | 881.5 | - | - | - | - | - | - | - | - | - | - | - | - | 14.45 | 14.49 |
| CA_12A-25A | LTE B25 | 20 | 26365 | 1882.5 | 16QAM | 1 | 50 | 8365 | 1962.5 | LTE B12 | 10 | 5095 | 737.5 | - | - | - | - | - | - | - | - | - | - | - | - | 14.59 | 14.49 |
| CA_25A-26A | LTE B25 | 20 | 26365 | 1882.5 | 16QAM | 1 | 50 | 8365 | 1962.5 | LTE B26 | 10 | 8865 | 876.5 | - | - | - | - | - | - | - | - | - | - | - | - | 14.41 | 14.49 |
| CA_25A-46A | LTE B25 | 20 | 26365 | 1882.5 | 16QAM | 1 | 50 | 8365 | 1962.5 | LTE B46 | 20 | 50665 | 5537.5 | - | - | - | - | - | - | - | - | - | - | - | - | 14.25 | 14.49 |
| CA_25A-25A-26A | LTE B25 | 20 | 26365 | 1882.5 | 16QAM | 1 | 50 | 8365 | 1962.5 | LTE B25 | 20 | 8140 | 1940 | LTE B26 | 5 | 8865 | 876.5 | - | - | - | - | - | - | - | - | 13.84 | 14.49 |
| CA_25A-25A-41A | LTE B25 | 20 | 26365 | 1882.5 | 16QAM | 1 | 50 | 8365 | 1962.5 | LTE B25 | 20 | 8140 | 1940 | LTE B41 | 20 | 40620 | 2593 | - | - | - | - | - | - | - | - | 14.50 | 14.49 |
| CA_25A-41C | LTE B25 | 20 | 26365 | 1882.5 | 16QAM | 1 | 50 | 8365 | 1962.5 | LTE B41 | 20 | 40620 | 2593 | LTE B41 | 20 | 40422 | 2573.2 | - | - | - | - | - | - | - | - | 14.72 | 14.49 |
| CA_25A-46C | LTE B25 | 20 | 26365 | 1882.5 | 16QAM | 1 | 50 | 8365 | 1962.5 | LTE B46 | 20 | 50665 | 5537.5 | LTE B46 | 20 | 50467 | 5517.7 | - | - | - | - | - | - | - | - | 14.42 | 14.49 |
| CA_25A-25A-41C | LTE B25 | 20 | 26365 | 1882.5 | 16QAM | 1 | 50 | 8365 | 1962.5 | LTE B25 | 20 | 8590 | 1985 | LTE B41 | 20 | 40620 | 2593 | LTE B41 | 20 | 40422 | 2573.2 | - | - | - | - | 14.66 | 14.49 |
| CA_25A-46D | LTE B25 | 20 | 26365 | 1882.5 | 16QAM | 1 | 50 | 8365 | 1962.5 | LTE B46 | 20 | 50665 | 5537.5 | LTE B46 | 20 | 50467 | 5517.7 | LTE B46 | 20 | 50863 | 5557.3 | - | - | - | - | 14.67 | 14.49 |
| CA_25A-25A-41D | LTE B25 | 20 | 26365 | 1882.5 | 16QAM | 1 | 50 | 8365 | 1962.5 | LTE B25 | 20 | 8590 | 1985 | LTE B41 | 20 | 40422 | 2573.2 | LTE B41 | 20 | 40620 | 2593 | LTE B41 | 20 | 40818 | 2612.8 | 14.72 | 14.49 |

## F.3.9 LTE Band 30 as PCC

### Table F-11
### Maximum Output Powers – Antenna 4

| | PCC | | | | | | | | | SCC 1 | | | | SCC 2 | | | | SCC 3 | | | | SCC 4 | | | | Power | |
|---|---|---|---|---|---|---|---|---|---|---|---|---|---|---|---|---|---|---|---|---|---|---|---|---|---|---|---|
| Combination | PCC Band | PCC BW [MHz] | PCC (UL) Ch. | PCC (UL) Freq. [MHz] | Mod. | PCC UL# RB | PCC UL RB Offset | PCC (DL) Channel | PCC (DL) Freq. [MHz] | SCC Band | SCC BW [MHz] | SCC (DL) Channel | SCC (DL) Freq. [MHz] | SCC Band | SCC BW [MHz] | SCC (DL) Channel | SCC (DL) Freq. [MHz] | SCC Band | SCC BW [MHz] | SCC (DL) Channel | SCC (DL) Freq. [MHz] | SCC Band | SCC BW [MHz] | SCC (DL) Channel | SCC (DL) Freq. [MHz] | LTE Tx.Power with DL CA Enabled (dBm) | LTE Single Carrier Tx Power (dBm) |
| CA_2C-30A | LTE B30 | 5 | 27710 | 2310 | 64QAM | 1 | 12 | 9820 | 2355 | LTE B2 | 20 | 900 | 1960 | LTE B2 | 20 | 702 | 1940.2 | - | - | - | - | - | - | - | - | 13.36 | 13.74 |
| CA_2A-2A-29A-30A | LTE B30 | 5 | 27710 | 2310 | 64QAM | 1 | 12 | 9820 | 2355 | LTE B2 | 20 | 900 | 1960 | LTE B2 | 20 | 700 | 1940 | LTE B29 | 10 | 9715 | 722.5 | - | - | - | - | 13.60 | 13.74 |
| CA_2A-4A-5A-30A | LTE B30 | 5 | 27710 | 2310 | 64QAM | 1 | 12 | 9820 | 2355 | LTE B2 | 20 | 900 | 1960 | LTE B4 | 20 | 2175 | 2132.5 | LTE B5 | 10 | 2525 | 881.5 | - | - | - | - | 13.80 | 13.74 |
| CA_2A-4A-12A-30A | LTE B30 | 5 | 27710 | 2310 | 64QAM | 1 | 12 | 9820 | 2355 | LTE B2 | 20 | 900 | 1960 | LTE B4 | 20 | 2175 | 2132.5 | LTE B12 | 10 | 5095 | 737.5 | - | - | - | - | 13.78 | 13.74 |
| CA_2A-4A-29A-30A | LTE B30 | 5 | 27710 | 2310 | 64QAM | 1 | 12 | 9820 | 2355 | LTE B2 | 20 | 900 | 1960 | LTE B4 | 20 | 2175 | 2132.5 | LTE B29 | 10 | 9715 | 722.5 | - | - | - | - | 13.84 | 13.74 |
| CA_2A-29A-30A-66A | LTE B30 | 5 | 27710 | 2310 | 64QAM | 1 | 12 | 9820 | 2355 | LTE B2 | 20 | 900 | 1960 | LTE B29 | 10 | 9715 | 722.5 | LTE B66 | 20 | 66786 | 2145 | - | - | - | - | 13.76 | 13.74 |
| CA_4A-4A-5A-30A | LTE B30 | 5 | 27710 | 2310 | 64QAM | 1 | 12 | 9820 | 2355 | LTE B4 | 20 | 2175 | 2132.5 | LTE B4 | 10 | 2350 | 2150 | LTE B5 | 10 | 2525 | 881.5 | - | - | - | - | 13.21 | 13.74 |
| CA_4A-4A-12A-30A | LTE B30 | 5 | 27710 | 2310 | 64QAM | 1 | 12 | 9820 | 2355 | LTE B4 | 20 | 2175 | 2132.5 | LTE B4 | 10 | 2350 | 2150 | LTE B12 | 10 | 5095 | 737.5 | - | - | - | - | 13.31 | 13.74 |
| CA_29A-30A-66A-66A | LTE B30 | 5 | 27710 | 2310 | 64QAM | 1 | 12 | 9820 | 2355 | LTE B29 | 10 | 9715 | 722.5 | LTE B66 | 20 | 66786 | 2145 | LTE B66 | 20 | 67236 | 2190 | - | - | - | - | 13.19 | 13.74 |
| CA_2A-2A-5A-30A-66A | LTE B30 | 5 | 27710 | 2310 | 64QAM | 1 | 12 | 9820 | 2355 | LTE B2 | 20 | 900 | 1960 | LTE B2 | 20 | 700 | 1940 | LTE B5 | 10 | 2525 | 881.5 | LTE B66 | 20 | 66786 | 2145 | 13.41 | 13.74 |
| CA_2A-2A-12A-30A-66A | LTE B30 | 5 | 27710 | 2310 | 64QAM | 1 | 12 | 9820 | 2355 | LTE B2 | 20 | 900 | 1960 | LTE B2 | 20 | 700 | 1940 | LTE B12 | 10 | 5095 | 737.5 | LTE B66 | 20 | 66786 | 2145 | 13.45 | 13.74 |
| CA_2A-2A-14A-30A-66A | LTE B30 | 5 | 27710 | 2310 | 64QAM | 1 | 12 | 9820 | 2355 | LTE B2 | 20 | 900 | 1960 | LTE B2 | 20 | 700 | 1940 | LTE B14 | 10 | 5330 | 763 | LTE B66 | 20 | 66786 | 2145 | 13.55 | 13.74 |
| CA_2A-5A-30A-66A-66A | LTE B30 | 5 | 27710 | 2310 | 64QAM | 1 | 12 | 9820 | 2355 | LTE B2 | 20 | 900 | 1960 | LTE B5 | 10 | 2525 | 881.5 | LTE B66 | 20 | 66786 | 2145 | LTE B66 | 20 | 67236 | 2190 | 13.39 | 13.74 |
| CA_2A-5B-30A-66A | LTE B30 | 5 | 27710 | 2310 | 64QAM | 1 | 12 | 9820 | 2355 | LTE B2 | 20 | 900 | 1960 | LTE B5 | 10 | 2525 | 881.5 | LTE B5 | 5 | 2453 | 874.3 | LTE B66 | 20 | 66786 | 2145 | 13.38 | 13.74 |
| CA_2A-12A-30A-66A-66A | LTE B30 | 5 | 27710 | 2310 | 64QAM | 1 | 12 | 9820 | 2355 | LTE B2 | 20 | 900 | 1960 | LTE B12 | 10 | 5095 | 737.5 | LTE B66 | 20 | 66786 | 2145 | LTE B66 | 20 | 67236 | 2190 | 13.36 | 13.74 |
| CA_2A-14A-30A-66A-66A | LTE B30 | 5 | 27710 | 2310 | 64QAM | 1 | 12 | 9820 | 2355 | LTE B2 | 20 | 900 | 1960 | LTE B14 | 10 | 5330 | 763 | LTE B66 | 20 | 66786 | 2145 | LTE B66 | 20 | 67236 | 2190 | 13.46 | 13.74 |
| CA_5B-30A-66A-66A | LTE B30 | 5 | 27710 | 2310 | 64QAM | 1 | 12 | 9820 | 2355 | LTE B5 | 10 | 2525 | 881.5 | LTE B5 | 5 | 2453 | 874.3 | LTE B66 | 20 | 66786 | 2145 | LTE B66 | 20 | 67236 | 2190 | 13.41 | 13.74 |

## F.3.10 LTE Band 7 as PCC

### Table F-12
### Maximum Output Powers – Antenna 4

| | PCC | | | | | | | | | SCC 1 | | | | SCC 2 | | | | SCC 3 | | | | SCC 4 | | | | Power | |
|---|---|---|---|---|---|---|---|---|---|---|---|---|---|---|---|---|---|---|---|---|---|---|---|---|---|---|---|
| Combination | PCC Band | PCC BW [MHz] | PCC (UL) Ch. | PCC (UL) Freq. [MHz] | Mod. | PCC UL# RB | PCC UL RB Offset | PCC (DL) Channel | PCC (DL) Freq. [MHz] | SCC Band | SCC BW [MHz] | SCC (DL) Channel | SCC (DL) Freq. [MHz] | SCC Band | SCC BW [MHz] | SCC (DL) Channel | SCC (DL) Freq. [MHz] | SCC Band | SCC BW [MHz] | SCC (DL) Channel | SCC (DL) Freq. [MHz] | SCC Band | SCC BW [MHz] | SCC (DL) Channel | SCC (DL) Freq. [MHz] | LTE Tx.Power with DL CA Enabled (dBm) | LTE Single Carrier Tx Power (dBm) |
| CA_5A-7A | LTE B7 | 20 | 21100 | 2535 | 16QAM | 1 | 50 | 3100 | 2655 | LTE B5 | 10 | 2525 | 881.5 | - | - | - | - | - | - | - | - | - | - | - | - | 13.68 | 13.55 |
| CA_7A-26A | LTE B7 | 20 | 21100 | 2535 | 16QAM | 1 | 50 | 3100 | 2655 | LTE B26 | 10 | 8865 | 876.5 | - | - | - | - | - | - | - | - | - | - | - | - | 13.60 | 13.55 |
| CA_7A-29A | LTE B7 | 20 | 21100 | 2535 | 16QAM | 1 | 50 | 3100 | 2655 | LTE B29 | 10 | 9715 | 722.5 | - | - | - | - | - | - | - | - | - | - | - | - | 13.65 | 13.55 |
| CA_7A-46A (1) | LTE B7 | 20 | 21100 | 2535 | 16QAM | 1 | 50 | 3100 | 2655 | LTE B46 | 20 | 50665 | 5537.5 | - | - | - | - | - | - | - | - | - | - | - | - | 13.73 | 13.55 |
| CA_7B | LTE B7 | 15 | 20825 | 2507.5 | 64QAM | 1 | 36 | 2825 | 2627.5 | LTE B7 | 5 | 2918 | 2636.8 | - | - | - | - | - | - | - | - | - | - | - | - | 13.64 | 13.47 |
| CA_2A-5A-7A | LTE B7 | 20 | 21100 | 2535 | 16QAM | 1 | 50 | 3100 | 2655 | LTE B2 | 20 | 900 | 1960 | LTE B5 | 10 | 2525 | 881.5 | - | - | - | - | - | - | - | - | 13.18 | 13.55 |
| CA_4A-4A-7A (1) | LTE B7 | 20 | 21100 | 2535 | 16QAM | 1 | 50 | 3100 | 2655 | LTE B4 | 20 | 2175 | 2132.5 | LTE B4 | 10 | 2350 | 2150 | - | - | - | - | - | - | - | - | 13.21 | 13.55 |
| CA_5A-7A-7A | LTE B7 | 20 | 21100 | 2535 | 16QAM | 1 | 50 | 3100 | 2655 | LTE B7 | 20 | 2850 | 2630 | LTE B5 | 10 | 2525 | 881.5 | - | - | - | - | - | - | - | - | 13.22 | 13.55 |
| CA_7A-7A-26A | LTE B7 | 20 | 21100 | 2535 | 16QAM | 1 | 50 | 3100 | 2655 | LTE B7 | 20 | 2850 | 2630 | LTE B26 | 5 | 8865 | 876.5 | - | - | - | - | - | - | - | - | 13.22 | 13.55 |
| CA_7A-46C (1) | LTE B7 | 20 | 21100 | 2535 | 16QAM | 1 | 50 | 3100 | 2655 | LTE B46 | 20 | 50665 | 5537.5 | LTE B46 | 20 | 50467 | 5517.7 | - | - | - | - | - | - | - | - | 13.19 | 13.55 |
| CA_7C-46A | LTE B7 | 20 | 21100 | 2535 | 16QAM | 1 | 50 | 3100 | 2655 | LTE B7 | 20 | 2902 | 2635.2 | LTE B46 | 20 | 50665 | 5537.5 | - | - | - | - | - | - | - | - | 13.16 | 13.55 |
| CA_2A-4A-7A-7A | LTE B7 | 20 | 21100 | 2535 | 16QAM | 1 | 50 | 3100 | 2655 | LTE B7 | 20 | 2850 | 2630 | LTE B2 | 20 | 900 | 1960 | LTE B4 | 20 | 2175 | 2132.5 | - | - | - | - | 13.12 | 13.55 |
| CA_2A-4A-7A-12A | LTE B7 | 20 | 21100 | 2535 | 16QAM | 1 | 50 | 3100 | 2655 | LTE B2 | 20 | 900 | 1960 | LTE B4 | 20 | 2175 | 2132.5 | LTE B12 | 10 | 5095 | 737.5 | - | - | - | - | 13.11 | 13.55 |
| CA_2A-4A-7C | LTE B7 | 20 | 21100 | 2535 | 16QAM | 1 | 50 | 3100 | 2655 | LTE B7 | 20 | 2902 | 2635.2 | LTE B2 | 20 | 900 | 1960 | LTE B4 | 20 | 2175 | 2132.5 | - | - | - | - | 13.08 | 13.55 |
| CA_2A-5A-7A-7A | LTE B7 | 20 | 21100 | 2535 | 16QAM | 1 | 50 | 3100 | 2655 | LTE B7 | 20 | 2850 | 2630 | LTE B2 | 20 | 900 | 1960 | LTE B5 | 10 | 2525 | 881.5 | - | - | - | - | 13.06 | 13.55 |
| CA_2A-5A-7C | LTE B7 | 20 | 21100 | 2535 | 16QAM | 1 | 50 | 3100 | 2655 | LTE B7 | 20 | 2902 | 2635.2 | LTE B2 | 20 | 900 | 1960 | LTE B5 | 10 | 2525 | 881.5 | - | - | - | - | 13.10 | 13.55 |
| CA_2A-7A-7A-13A | LTE B7 | 20 | 21100 | 2535 | 16QAM | 1 | 50 | 3100 | 2655 | LTE B7 | 20 | 2850 | 2630 | LTE B2 | 20 | 900 | 1960 | LTE B13 | 10 | 5230 | 751 | - | - | - | - | 13.06 | 13.55 |
| CA_2A-7C-13A | LTE B7 | 20 | 21100 | 2535 | 16QAM | 1 | 50 | 3100 | 2655 | LTE B7 | 20 | 2902 | 2635.2 | LTE B2 | 20 | 900 | 1960 | LTE B13 | 10 | 5230 | 751 | - | - | - | - | 13.07 | 13.55 |
| CA_2A-7C-66A | LTE B7 | 20 | 21100 | 2535 | 16QAM | 1 | 50 | 3100 | 2655 | LTE B7 | 20 | 2902 | 2635.2 | LTE B2 | 20 | 900 | 1960 | LTE B66 | 20 | 66786 | 2145 | - | - | - | - | 13.07 | 13.55 |
| CA_5A-7A-66A-66A | LTE B7 | 20 | 21100 | 2535 | 16QAM | 1 | 50 | 3100 | 2655 | LTE B5 | 10 | 2525 | 881.5 | LTE B66 | 20 | 66786 | 2145 | LTE B66 | 20 | 67236 | 2190 | - | - | - | - | 13.13 | 13.55 |
| CA_7A-46D (1) | LTE B7 | 20 | 21100 | 2535 | 16QAM | 1 | 50 | 3100 | 2655 | LTE B46 | 20 | 50665 | 5537.5 | LTE B46 | 20 | 50467 | 5517.7 | LTE B46 | 20 | 50863 | 5557.3 | - | - | - | - | 13.22 | 13.55 |
| CA_7C-46C | LTE B7 | 20 | 21100 | 2535 | 16QAM | 1 | 50 | 3100 | 2655 | LTE B7 | 20 | 2902 | 2635.2 | LTE B46 | 20 | 50665 | 5537.5 | LTE B46 | 20 | 50467 | 5517.7 | - | - | - | - | 13.22 | 13.55 |
| CA_2A-2A-7A-12A-66A | LTE B7 | 20 | 21100 | 2535 | 16QAM | 1 | 50 | 3100 | 2655 | LTE B2 | 20 | 900 | 1960 | LTE B2 | 20 | 700 | 1940 | LTE B12 | 10 | 5095 | 737.5 | LTE B66 | 20 | 66786 | 2145 | 13.39 | 13.55 |
| CA_2A-7A-7A-66A-66A | LTE B7 | 20 | 21100 | 2535 | 16QAM | 1 | 50 | 3100 | 2655 | LTE B7 | 20 | 2850 | 2630 | LTE B2 | 20 | 900 | 1960 | LTE B66 | 20 | 66786 | 2145 | LTE B66 | 20 | 67236 | 2190 | 13.38 | 13.55 |
| CA_2A-7C-66A-66A | LTE B7 | 20 | 21100 | 2535 | 16QAM | 1 | 50 | 3100 | 2655 | LTE B7 | 20 | 2902 | 2635.2 | LTE B2 | 20 | 900 | 1960 | LTE B66 | 20 | 66786 | 2145 | LTE B66 | 20 | 67236 | 2190 | 13.41 | 13.55 |
| CA_5A-7C-66A-66A | LTE B7 | 20 | 21100 | 2535 | 16QAM | 1 | 50 | 3100 | 2655 | LTE B7 | 20 | 2902 | 2635.2 | LTE B5 | 10 | 2525 | 881.5 | LTE B66 | 20 | 66786 | 2145 | LTE B66 | 20 | 67236 | 2190 | 13.40 | 13.55 |
| CA_7A-46E | LTE B7 | 20 | 21100 | 2535 | 16QAM | 1 | 50 | 3100 | 2655 | LTE B46 | 20 | 50665 | 5537.5 | LTE B46 | 20 | 50467 | 5517.7 | LTE B46 | 20 | 50863 | 5557.3 | LTE B46 | 20 | 51061 | 5577.1 | 13.35 | 13.55 |
| CA_7C-46D | LTE B7 | 20 | 21100 | 2535 | 16QAM | 1 | 50 | 3100 | 2655 | LTE B7 | 20 | 2902 | 2635.2 | LTE B46 | 20 | 50467 | 5517.7 | LTE B46 | 20 | 50863 | 5557.3 | LTE B46 | 20 | 50861 | 5557.3 | 13.55 | 13.55 |

## F.3.11 LTE Band 41 as PCC

### Table F-13
### Maximum Output Powers – Antenna 4

| | PCC | | | | | | | | | SCC 1 | | | | SCC 2 | | | | SCC 3 | | | | SCC 4 | | | | Power | |
|---|---|---|---|---|---|---|---|---|---|---|---|---|---|---|---|---|---|---|---|---|---|---|---|---|---|---|---|
| Combination | PCC Band | PCC BW [MHz] | PCC (UL) Ch. | PCC (UL) Freq. [MHz] | Mod. | PCC UL# RB | PCC UL RB Offset | PCC (DL) Channel | PCC (DL) Freq. [MHz] | SCC Band | SCC BW [MHz] | SCC (DL) Channel | SCC (DL) Freq. [MHz] | SCC Band | SCC BW [MHz] | SCC (DL) Channel | SCC (DL) Freq. [MHz] | SCC Band | SCC BW [MHz] | SCC (DL) Channel | SCC (DL) Freq. [MHz] | SCC Band | SCC BW [MHz] | SCC (DL) Channel | SCC (DL) Freq. [MHz] | LTE Tx.Power with DL CA Enabled (dBm) | LTE Single Carrier Tx Power (dBm) |
| CA_5A-41A | LTE B41 | 20 | 40620 | 2593 | 16QAM | 1 | 0 | 40620 | 2593 | LTE B5 | 10 | 2525 | 881.5 | - | - | - | - | - | - | - | - | - | - | - | - | 15.22 | 15.44 |
| CA_26A-41A | LTE B41 | 20 | 40620 | 2593 | 16QAM | 1 | 0 | 40620 | 2593 | LTE B26 | 10 | 8865 | 876.5 | - | - | - | - | - | - | - | - | - | - | - | - | 15.27 | 15.44 |
| CA_41A-41A (1) | LTE B41 | 20 | 40620 | 2593 | 16QAM | 1 | 0 | 40620 | 2593 | LTE B41 | 20 | 41490 | 2680 | - | - | - | - | - | - | - | - | - | - | - | - | 15.32 | 15.44 |
| CA_25A-41C | LTE B41 | 20 | 40620 | 2593 | 16QAM | 1 | 0 | 40620 | 2593 | LTE B41 | 20 | 40818 | 2612.8 | LTE B25 | 20 | 8365 | 1962.5 | - | - | - | - | - | - | - | - | 15.38 | 15.44 |
| CA_26A-41C | LTE B41 | 20 | 40620 | 2593 | 16QAM | 1 | 0 | 40620 | 2593 | LTE B41 | 20 | 40818 | 2612.8 | LTE B26 | 10 | 8865 | 876.5 | - | - | - | - | - | - | - | - | 15.21 | 15.44 |
| CA_41A-41C | LTE B41 | 20 | 40620 | 2593 | 16QAM | 1 | 0 | 40620 | 2593 | LTE B41 | 20 | 41292 | 2660.2 | LTE B41 | 20 | 41490 | 2680 | - | - | - | - | - | - | - | - | 15.29 | 15.44 |
| CA_41C-41A | LTE B41 | 20 | 40620 | 2593 | 16QAM | 1 | 0 | 40620 | 2593 | LTE B41 | 20 | 40818 | 2612.8 | LTE B41 | 20 | 41490 | 2680 | - | - | - | - | - | - | - | - | 15.27 | 15.44 |
| CA_25A-25A-41C | LTE B41 | 20 | 40620 | 2593 | 16QAM | 1 | 0 | 40620 | 2593 | LTE B41 | 20 | 40422 | 2573.2 | LTE B25 | 20 | 8365 | 1962.5 | LTE B25 | 20 | 8590 | 1985 | - | - | - | - | 15.52 | 15.44 |
| CA_41A-41D | LTE B41 | 20 | 40620 | 2593 | 16QAM | 1 | 0 | 40620 | 2593 | LTE B41 | 20 | 41094 | 2640.4 | LTE B41 | 20 | 41292 | 2660.2 | LTE B41 | 20 | 41490 | 2680 | - | - | - | - | 15.32 | 15.44 |
| CA_41D-41A | LTE B41 | 20 | 40620 | 2593 | 16QAM | 1 | 0 | 40620 | 2593 | LTE B41 | 20 | 40422 | 2573.2 | LTE B41 | 20 | 40818 | 2612.8 | LTE B41 | 20 | 41490 | 2680 | - | - | - | - | 15.30 | 15.44 |
| CA_41C-41C | LTE B41 | 20 | 40620 | 2593 | 16QAM | 1 | 0 | 40620 | 2593 | LTE B41 | 20 | 40422 | 2573.2 | LTE B41 | 20 | 41292 | 2660.2 | LTE B41 | 20 | 41490 | 2680 | - | - | - | - | 15.34 | 15.44 |
| CA_41E | LTE B41 | 20 | 40620 | 2593 | 16QAM | 1 | 0 | 40620 | 2593 | LTE B41 | 20 | 40422 | 2573.2 | LTE B41 | 20 | 40818 | 2612.8 | LTE B41 | 20 | 41016 | 2632.6 | - | - | - | - | 15.31 | 15.44 |
| CA_25A-25A-41D | LTE B41 | 20 | 40620 | 2593 | 16QAM | 1 | 0 | 40620 | 2593 | LTE B41 | 20 | 40422 | 2573.2 | LTE B41 | 20 | 40818 | 2612.8 | LTE B25 | 20 | 8365 | 1962.5 | LTE B25 | 20 | 8590 | 1985 | 15.43 | 15.44 |
| CA_41C-41D | LTE B41 | 20 | 40620 | 2593 | 16QAM | 1 | 0 | 40620 | 2593 | LTE B41 | 20 | 40422 | 2573.2 | LTE B41 | 20 | 41094 | 2640.4 | LTE B41 | 20 | 41292 | 2660.2 | LTE B41 | 20 | 41490 | 2680 | 15.32 | 15.44 |
| CA_41D-41C | LTE B41 | 20 | 40620 | 2593 | 16QAM | 1 | 0 | 40620 | 2593 | LTE B41 | 20 | 40422 | 2573.2 | LTE B41 | 20 | 40818 | 2612.8 | LTE B41 | 20 | 41292 | 2660.2 | LTE B41 | 20 | 41490 | 2680 | 15.30 | 15.44 |



© 2022 PCTEST

## F.3.12 LTE Band 48 as PCC

**Table F-14**
**Maximum Output Powers – Ant 3b**

| | PCC | | | | | | | | | SCC 1 | | | | SCC 2 | | | | SCC 3 | | | | SCC 4 | | | | Power | |
|---|---|---|---|---|---|---|---|---|---|---|---|---|---|---|---|---|---|---|---|---|---|---|---|---|---|---|---|
| Combination | PCC Band | PCC BW [MHz] | PCC (UL) Ch. | PCC (UL) Freq. [MHz] | Mod. | PCC UL# RB | PCC UL RB Offset | PCC (DL) Channel | PCC (DL) Freq. [MHz] | SCC Band | SCC BW [MHz] | SCC (DL) Channel | SCC (DL) Freq. [MHz] | SCC Band | SCC BW [MHz] | SCC (DL) Channel | SCC (DL) Freq. [MHz] | SCC Band | SCC BW [MHz] | SCC (DL) Channel | SCC (DL) Freq. [MHz] | SCC Band | SCC BW [MHz] | SCC (DL) Channel | SCC (DL) Freq. [MHz] | LTE Tx.Power with DL CA Enabled [dBm] | LTE Single Carrier Tx Power (dBm) |
| CA_5A-48A | LTE B48 | 20 | 55340 | 3560 | 64QAM | 50 | 25 | 55340 | 3560 | LTE B5 | 10 | 2525 | 881.5 | - | - | - | - | - | - | - | - | - | - | - | - | 14.60 | 14.59 |
| [redacted] | | | | | | | | | | | | | | | | | | | | | | | | | | | |
| CA_2A-13A-48A | LTE B48 | 20 | 55340 | 3560 | 64QAM | 50 | 25 | 55340 | 3560 | LTE B13 | 10 | 5230 | 751 | LTE B2 | 20 | 900 | 1960 | - | - | - | - | - | - | - | - | 14.61 | 14.59 |
| CA_2A-48A-48A | LTE B48 | 20 | 55340 | 3560 | 64QAM | 50 | 25 | 55340 | 3560 | LTE B48 | 20 | 56640 | 3690 | LTE B2 | 20 | 900 | 1960 | - | - | - | - | - | - | - | - | 14.56 | 14.59 |
| CA_2A-48A-66A | LTE B48 | 20 | 55340 | 3560 | 64QAM | 50 | 25 | 55340 | 3560 | LTE B66 | 20 | 66786 | 2145 | LTE B2 | 20 | 900 | 1960 | - | - | - | - | - | - | - | - | 14.58 | 14.59 |
| CA_13A-48A-66A | LTE B48 | 20 | 55340 | 3560 | 64QAM | 50 | 25 | 55340 | 3560 | LTE B66 | 20 | 66786 | 2145 | LTE B13 | 10 | 5230 | 751 | - | - | - | - | - | - | - | - | 14.59 | 14.59 |
| CA_2A-48C-66A | LTE B48 | 20 | 55340 | 3560 | 64QAM | 50 | 25 | 55340 | 3560 | LTE B48 | 20 | 55538 | 3579.8 | LTE B2 | 20 | 900 | 1960 | LTE B66 | 20 | 66786 | 2145 | - | - | - | - | 14.58 | 14.59 |
| CA_13A-48C-66A | LTE B48 | 20 | 55340 | 3560 | 64QAM | 50 | 25 | 55340 | 3560 | LTE B48 | 20 | 55538 | 3579.8 | LTE B13 | 10 | 5230 | 751 | LTE B66 | 20 | 66786 | 2145 | - | - | - | - | 14.64 | 14.59 |
| CA_48A-48A-66A-66A | LTE B48 | 20 | 55340 | 3560 | 64QAM | 50 | 25 | 55340 | 3560 | LTE B48 | 20 | 56640 | 3690 | LTE B66 | 20 | 66786 | 2145 | LTE B66 | 20 | 67236 | 2190 | - | - | - | - | 14.58 | 14.59 |
| CA_48A-48C-66A | LTE B48 | 20 | 55340 | 3560 | 64QAM | 50 | 25 | 55340 | 3560 | LTE B48 | 20 | 56640 | 3690 | LTE B48 | 20 | 56442 | 3670.2 | LTE B66 | 20 | 66786 | 2145 | - | - | - | - | 14.58 | 14.59 |
| CA_48C-48A-66A | LTE B48 | 20 | 55340 | 3560 | 64QAM | 50 | 25 | 55340 | 3560 | LTE B48 | 20 | 55538 | 3579.8 | LTE B48 | 20 | 56640 | 3690 | LTE B66 | 20 | 66786 | 2145 | - | - | - | - | 14.59 | 14.59 |
| CA_48C-66A-66A | LTE B48 | 20 | 55340 | 3560 | 64QAM | 50 | 25 | 55340 | 3560 | LTE B48 | 20 | 55538 | 3579.8 | LTE B66 | 20 | 66786 | 2145 | LTE B66 | 20 | 67236 | 2190 | - | - | - | - | 14.63 | 14.59 |
| CA_2A-48D-66A | LTE B48 | 20 | 55340 | 3560 | 64QAM | 50 | 25 | 55340 | 3560 | LTE B48 | 20 | 55538 | 3579.8 | LTE B48 | 20 | 55736 | 3599.6 | LTE B2 | 20 | 900 | 1960 | LTE B66 | 20 | 66786 | 2145 | 14.49 | 14.59 |
| CA_2A-48E | LTE B48 | 20 | 55340 | 3560 | 64QAM | 50 | 25 | 55340 | 3560 | LTE B48 | 20 | 55538 | 3579.8 | LTE B48 | 20 | 55736 | 3599.6 | LTE B48 | 20 | 55934 | 3619.4 | LTE B2 | 20 | 900 | 1960 | 14.50 | 14.59 |
| CA_13A-48D-66A | LTE B48 | 20 | 55340 | 3560 | 64QAM | 50 | 25 | 55340 | 3560 | LTE B48 | 20 | 55538 | 3579.8 | LTE B48 | 20 | 55736 | 3599.6 | LTE B13 | 10 | 5230 | 751 | LTE B66 | 20 | 66786 | 2145 | 14.63 | 14.59 |
| CA_13A-48E | LTE B48 | 20 | 55340 | 3560 | 64QAM | 50 | 25 | 55340 | 3560 | LTE B48 | 20 | 55538 | 3579.8 | LTE B48 | 20 | 55736 | 3599.6 | LTE B48 | 20 | 55934 | 3619.4 | LTE B13 | 10 | 5230 | 751 | 14.60 | 14.59 |
| CA_48E-66A | LTE B48 | 20 | 55340 | 3560 | 64QAM | 50 | 25 | 55340 | 3560 | LTE B48 | 20 | 55538 | 3579.8 | LTE B48 | 20 | 55736 | 3599.6 | LTE B48 | 20 | 55934 | 3619.4 | LTE B66 | 20 | 66786 | 2145 | 14.62 | 14.59 |

## F.4 DL CA with DL 4x4 MIMO RF Conduction Powers

This device supports downlink 4x4 MIMO operations for some LTE bands. Uplink transmission is limited to a single output stream. When carrier aggregation was applicable, the general test selection and setup procedures described in Section 0 were applied.

Per May 2017 TCB Workshop Notes, SAR for 4x4 DL MIMO was not needed since the maximum average output power in 4x4 DL MIMO mode was not more than 0.25 dB higher than the maximum output power with 4x4 DL MIMO inactive. Additionally, SAR for 4x4 MIMO Downlink Carrier Aggregation was not needed since the maximum average output power in 4x4 MIMO Downlink Carrier Aggregation mode was not more than 0.25 dB higher than the maximum output power with 4x4 MIMO Downlink and downlink carrier aggregation inactive.

### F.4.1 LTE 4x4 MIMO DL Standalone Powers

**Table F-15**
**Maximum Output Powers – Ant 4**

| LTE Band | Bandwidth [MHz] | Channel | Frequency [MHz] | Modulation | RB Size | RB Offset | 4x4 DL MIMO Tx. Power [dBm] | Single Antenna Tx. Power [dBm] | Target Power [dBm] |
|---|---|---|---|---|---|---|---|---|---|
| 66 | 20 | 132572 | 1770 | 16QAM | 1 | 0 | 15.02 | 15.30 | 14.3 |
| 25 | 20 | 26365 | 1882.5 | 16QAM | 1 | 50 | 14.12 | 14.49 | 14.4 |
| 7 | 20 | 21100 | 2535 | 16QAM | 1 | 50 | 13.61 | 13.55 | 13.4 |
| 30 | 5 | 27710 | 2310 | 64QAM | 1 | 12 | 13.84 | 13.74 | 13.4 |
| 41 | 20 | 40620 | 2593 | 16QAM | 1 | 0 | 15.20 | 15.44 | 15.0 |

**Table F-16**
**Maximum Output Powers – Ant 2b**

| LTE Band | Bandwidth [MHz] | Channel | Frequency [MHz] | Modulation | RB Size | RB Offset | 4x4 DL MIMO Tx. Power [dBm] | Single Antenna Tx. Power [dBm] | Target Power [dBm] |
|---|---|---|---|---|---|---|---|---|---|
| 48 | 20 | 55340 | 3560 | 64QAM | 50 | 25 | 14.60 | 14.59 | 14.5 |


© 2022 PCTEST

## F.4.2 LTE Band 71 as PCC

### Table F-17
### Maximum Output Powers – Ant 4

| | PCC | | | | | | | | | | SCC 1 | | | | | SCC 2 | | | | | SCC 3 | | | | | Power | |
|---|---|---|---|---|---|---|---|---|---|---|---|---|---|---|---|---|---|---|---|---|---|---|---|---|---|---|---|
| Combination | PCC Band | PCC BW [MHz] | PCC (UL) Ch. | PCC (UL) Freq. [MHz] | Mod. | PCC UL# RB | PCC UL RB Offset | PCC (DL) Ch. | PCC (DL) Freq. [MHz] | DL Ant. Config. | SCC Band | SCC BW [MHz] | SCC (DL) Ch. | SCC (DL) Freq. [MHz] | DL Ant. Config. | SCC Band | SCC BW [MHz] | SCC (DL) Ch. | SCC (DL) Freq. [MHz] | DL Ant. Config. | SCC Band | SCC BW [MHz] | SCC (DL) Ch. | SCC (DL) Freq. [MHz] | DL Ant. Config. | LTE Tx.Power with DL CA Enabled (dBm) | LTE Single Carrier Tx Power (dBm) |
| CA_[2A]-[4A]-71A | LTE B71 | 20 | 133297 | 680.5 | 16QAM | 1 | 50 | 68761 | 634.5 | 2x2 | LTE B2 | 20 | 900 | 1960 | 4x4 | LTE B4 | 20 | 2175 | 2132.5 | 4x4 | - | - | - | - | - | 21.04 | 21.15 |
| CA_[4A]-[4A]-71A | LTE B71 | 20 | 133297 | 680.5 | 16QAM | 1 | 50 | 68761 | 634.5 | 2x2 | LTE B4 | 20 | 2175 | 2132.5 | 4x4 | LTE B4 | 10 | 2350 | 2150 | 4x4 | - | - | - | - | - | 21.01 | 21.15 |
| CA_[2A]-[2A]-[66A]-71A | LTE B71 | 20 | 133297 | 680.5 | 16QAM | 1 | 50 | 68761 | 634.5 | 2x2 | LTE B2 | 20 | 900 | 1960 | 4x4 | LTE B2 | 20 | 700 | 1940 | 4x4 | LTE B66 | 20 | 66786 | 2145 | 4x4 | 20.82 | 21.15 |
| CA_[2A]-[66A]-[66A]-71A | LTE B71 | 20 | 133297 | 680.5 | 16QAM | 1 | 50 | 68761 | 634.5 | 2x2 | LTE B2 | 20 | 900 | 1960 | 4x4 | LTE B66 | 20 | 66786 | 2145 | 4x4 | LTE B66 | 20 | 67236 | 2190 | 4x4 | 20.75 | 21.15 |
| CA_[2A]-[66C]-71A | LTE B71 | 20 | 133297 | 680.5 | 16QAM | 1 | 50 | 68761 | 634.5 | 2x2 | LTE B2 | 20 | 900 | 1960 | 4x4 | LTE B66 | 20 | 66786 | 2145 | 4x4 | LTE B66 | 20 | 66984 | 2164.8 | 4x4 | 20.81 | 21.15 |

## F.4.3 LTE Band 12 as PCC

### Table F-18
### Maximum Output Powers – Ant 4

| | PCC | | | | | | | | | | SCC 1 | | | | | SCC 2 | | | | | SCC 3 | | | | | SCC 4 | | | | | Power | |
|---|---|---|---|---|---|---|---|---|---|---|---|---|---|---|---|---|---|---|---|---|---|---|---|---|---|---|---|---|---|---|---|---|
| Combination | PCC Band | PCC BW [MHz] | PCC (UL) Ch. | PCC (UL) Freq. [MHz] | Mod. | PCC UL# RB | PCC UL RB Offset | PCC (DL) Ch. | PCC (DL) Freq. [MHz] | DL Ant. Config. | SCC Band | SCC BW [MHz] | SCC (DL) Ch. | SCC (DL) Freq. [MHz] | DL Ant. Config. | SCC Band | SCC BW [MHz] | SCC (DL) Ch. | SCC (DL) Freq. [MHz] | DL Ant. Config. | SCC Band | SCC BW [MHz] | SCC (DL) Ch. | SCC (DL) Freq. [MHz] | DL Ant. Config. | SCC Band | SCC BW [MHz] | SCC (DL) Ch. | SCC (DL) Freq. [MHz] | DL Ant. Config. | LTE Tx.Power with DL CA Enabled (dBm) | LTE Single Carrier Tx Power (dBm) |
| CA_[2A]-12A (1) | LTE B12 | 10 | 23095 | 707.5 | 16QAM | 1 | 0 | 5095 | 737.5 | 2x2 | LTE B2 | 20 | 900 | 1960 | 4x4 | - | - | - | - | - | - | - | - | - | - | - | - | - | - | - | 20.29 | 20.38 |
| CA_[4A]-12A (1) | LTE B12 | 10 | 23095 | 707.5 | 16QAM | 1 | 0 | 5095 | 737.5 | 2x2 | LTE B4 | 20 | 2175 | 2132.5 | 4x4 | - | - | - | - | - | - | - | - | - | - | - | - | - | - | - | 20.28 | 20.38 |
| CA_[4A]-12A (2) | LTE B12 | 10 | 23095 | 707.5 | 16QAM | 1 | 0 | 5095 | 737.5 | 2x2 | LTE B4 | 20 | 2175 | 2132.5 | 4x4 | - | - | - | - | - | - | - | - | - | - | - | - | - | - | - | 20.28 | 20.38 |
| CA_12A-[25A] | LTE B12 | 10 | 23095 | 707.5 | 16QAM | 1 | 0 | 5095 | 737.5 | 2x2 | LTE B25 | 20 | 8365 | 1962.5 | 4x4 | - | - | - | - | - | - | - | - | - | - | - | - | - | - | - | 20.27 | 20.38 |
| CA_12A-[66A] (1) | LTE B12 | 10 | 23095 | 707.5 | 16QAM | 1 | 0 | 5095 | 737.5 | 2x2 | LTE B66 | 20 | 66786 | 2145 | 4x4 | - | - | - | - | - | - | - | - | - | - | - | - | - | - | - | 20.34 | 20.38 |
| CA_12A-[66A] (2) | LTE B12 | 10 | 23095 | 707.5 | 16QAM | 1 | 0 | 5095 | 737.5 | 2x2 | LTE B66 | 20 | 66786 | 2145 | 4x4 | - | - | - | - | - | - | - | - | - | - | - | - | - | - | - | 20.34 | 20.38 |
| CA_[2C]-12A | LTE B12 | 10 | 23095 | 707.5 | 16QAM | 1 | 0 | 5095 | 737.5 | 2x2 | LTE B2 | 20 | 900 | 1960 | 4x4 | LTE B2 | 20 | 702 | 1940.2 | 4x4 | - | - | - | - | - | - | - | - | - | - | 20.40 | 20.38 |
| CA_[2A]-[2A]-[4A]-12A | LTE B12 | 10 | 23095 | 707.5 | 16QAM | 1 | 0 | 5095 | 737.5 | 2x2 | LTE B2 | 20 | 900 | 1960 | 4x4 | LTE B2 | 20 | 700 | 1940 | 4x4 | LTE B4 | 20 | 2175 | 2132.5 | 4x4 | - | - | - | - | - | 20.43 | 20.38 |
| CA_[2A]-[2A]-12B | LTE B12 | 5 | 23035 | 701.5 | 64QAM | 1 | 0 | 5035 | 731.5 | 2x2 | LTE B12 | 10 | 5107 | 738.7 | 2x2 | LTE B2 | 20 | 900 | 1960 | 4x4 | LTE B2 | 20 | 700 | 1940 | 4x4 | - | - | - | - | - | 20.24 | 20.36 |
| CA_[2A]-[4A]-[4A]-12A | LTE B12 | 10 | 23095 | 707.5 | 16QAM | 1 | 0 | 5095 | 737.5 | 2x2 | LTE B2 | 20 | 900 | 1960 | 4x4 | LTE B4 | 20 | 2175 | 2132.5 | 4x4 | LTE B4 | 10 | 2350 | 2150 | 4x4 | - | - | - | - | - | 20.42 | 20.38 |
| CA_[2A]-[4A]-[7A]-12A | LTE B12 | 10 | 23095 | 707.5 | 16QAM | 1 | 0 | 5095 | 737.5 | 2x2 | LTE B2 | 20 | 900 | 1960 | 4x4 | LTE B4 | 20 | 2175 | 2132.5 | 4x4 | LTE B7 | 20 | 3100 | 2655 | 4x4 | - | - | - | - | - | 20.34 | 20.38 |
| CA_[2A]-[4A]-12A-[30A] | LTE B12 | 10 | 23095 | 707.5 | 16QAM | 1 | 0 | 5095 | 737.5 | 2x2 | LTE B2 | 20 | 900 | 1960 | 4x4 | LTE B4 | 20 | 2175 | 2132.5 | 4x4 | LTE B30 | 10 | 9820 | 2355 | 4x4 | - | - | - | - | - | 20.42 | 20.38 |
| CA_[2A]-[4A]-12B | LTE B12 | 5 | 23035 | 701.5 | 64QAM | 1 | 0 | 5035 | 731.5 | 2x2 | LTE B12 | 10 | 5107 | 738.7 | 2x2 | LTE B2 | 20 | 900 | 1960 | 4x4 | LTE B4 | 20 | 2175 | 2132.5 | 4x4 | - | - | - | - | - | 20.21 | 20.36 |
| CA_[2A]-12A-[66C] | LTE B12 | 10 | 23095 | 707.5 | 16QAM | 1 | 0 | 5095 | 737.5 | 2x2 | LTE B2 | 20 | 900 | 1960 | 4x4 | LTE B66 | 20 | 66786 | 2145 | 4x4 | LTE B66 | 20 | 66984 | 2164.8 | 4x4 | - | - | - | - | - | 20.39 | 20.38 |
| CA_[4A]-[4A]-12A-[30A] | LTE B12 | 10 | 23095 | 707.5 | 16QAM | 1 | 0 | 5095 | 737.5 | 2x2 | LTE B4 | 20 | 2175 | 2132.5 | 4x4 | LTE B4 | 10 | 2350 | 2150 | 4x4 | LTE B30 | 10 | 9820 | 2355 | 4x4 | - | - | - | - | - | 20.43 | 20.38 |
| CA_[4A]-[4A]-12B | LTE B12 | 5 | 23035 | 701.5 | 64QAM | 1 | 0 | 5035 | 731.5 | 2x2 | LTE B12 | 10 | 5107 | 738.7 | 2x2 | LTE B4 | 20 | 2175 | 2132.5 | 4x4 | LTE B4 | 10 | 2350 | 2150 | 4x4 | - | - | - | - | - | 20.23 | 20.36 |
| CA_[2A]-[2A]-[7A]-12A-[66A] | LTE B12 | 10 | 23095 | 707.5 | 16QAM | 1 | 0 | 5095 | 737.5 | 2x2 | LTE B2 | 20 | 900 | 1960 | 4x4 | LTE B2 | 20 | 700 | 1940 | 4x4 | LTE B7 | 20 | 3100 | 2655 | 4x4 | LTE B66 | 20 | 66786 | 2145 | 4x4 | 20.35 | 20.38 |
| CA_[2A]-[2A]-12A-[30A]-[66A] | LTE B12 | 10 | 23095 | 707.5 | 16QAM | 1 | 0 | 5095 | 737.5 | 2x2 | LTE B2 | 20 | 900 | 1960 | 4x4 | LTE B2 | 20 | 700 | 1940 | 4x4 | LTE B30 | 10 | 9820 | 2355 | 4x4 | LTE B66 | 20 | 66786 | 2145 | 4x4 | 20.01 | 20.38 |
| CA_[2A]-[2A]-12A-[66A]-[66A] | LTE B12 | 10 | 23095 | 707.5 | 16QAM | 1 | 0 | 5095 | 737.5 | 2x2 | LTE B2 | 20 | 900 | 1960 | 4x4 | LTE B2 | 20 | 700 | 1940 | 4x4 | LTE B66 | 20 | 66786 | 2145 | 4x4 | LTE B66 | 20 | 67236 | 2190 | 4x4 | 20.33 | 20.38 |
| CA_[2A]-12A-[30A]-[66A]-[66A] | LTE B12 | 10 | 23095 | 707.5 | 16QAM | 1 | 0 | 5095 | 737.5 | 2x2 | LTE B2 | 20 | 900 | 1960 | 4x4 | LTE B30 | 10 | 9820 | 2355 | 4x4 | LTE B66 | 20 | 66786 | 2145 | 4x4 | LTE B66 | 20 | 67236 | 2190 | 4x4 | 20.35 | 20.38 |

## F.4.4 LTE Band 13 as PCC

### Table F-19
### Maximum Output Powers – Ant 4

| | PCC | | | | | | | | | | SCC 1 | | | | | SCC 2 | | | | | SCC 3 | | | | | SCC 4 | | | | | Power | |
|---|---|---|---|---|---|---|---|---|---|---|---|---|---|---|---|---|---|---|---|---|---|---|---|---|---|---|---|---|---|---|---|---|
| Combination | PCC Band | PCC BW [MHz] | PCC (UL) Ch. | PCC (UL) Freq. [MHz] | Mod. | PCC UL# RB | PCC UL RB Offset | PCC (DL) Ch. | PCC (DL) Freq. [MHz] | DL Ant. Config. | SCC Band | SCC BW [MHz] | SCC (DL) Ch. | SCC (DL) Freq. [MHz] | DL Ant. Config. | SCC Band | SCC BW [MHz] | SCC (DL) Ch. | SCC (DL) Freq. [MHz] | DL Ant. Config. | SCC Band | SCC BW [MHz] | SCC (DL) Ch. | SCC (DL) Freq. [MHz] | DL Ant. Config. | SCC Band | SCC BW [MHz] | SCC (DL) Ch. | SCC (DL) Freq. [MHz] | DL Ant. Config. | LTE Tx.Power with DL CA Enabled (dBm) | LTE Single Carrier Tx Power (dBm) |
| CA_[2A]-[2A]-13A (1) | LTE B13 | 10 | 23230 | 782 | 16QAM | 1 | 0 | 5230 | 751 | 2x2 | LTE B2 | 20 | 900 | 1960 | 4x4 | LTE B2 | 20 | 700 | 1940 | 4x4 | - | - | - | - | - | - | - | - | - | - | 20.06 | 20.15 |
| CA_[2A]-[4A]-13A | LTE B13 | 10 | 23230 | 782 | 16QAM | 1 | 0 | 5230 | 751 | 2x2 | LTE B2 | 20 | 900 | 1960 | 4x4 | LTE B4 | 20 | 2175 | 2132.5 | 4x4 | - | - | - | - | - | - | - | - | - | - | 20.03 | 20.15 |
| CA_[2A]-13A-46A | LTE B13 | 10 | 23230 | 782 | 16QAM | 1 | 0 | 5230 | 751 | 2x2 | LTE B2 | 20 | 900 | 1960 | 4x4 | LTE B46 | 20 | 50665 | 5537.5 | 2x2 | - | - | - | - | - | - | - | - | - | - | 19.98 | 20.15 |
| CA_[2A]-13A-[48A] | LTE B13 | 10 | 23230 | 782 | 16QAM | 1 | 0 | 5230 | 751 | 2x2 | LTE B2 | 20 | 900 | 1960 | 4x4 | LTE B48 | 20 | 56640 | 3690 | 4x4 | - | - | - | - | - | - | - | - | - | - | 19.38 | 20.15 |
| CA_[4A]-[4A]-13A | LTE B13 | 10 | 23230 | 782 | 16QAM | 1 | 0 | 5230 | 751 | 2x2 | LTE B4 | 20 | 2175 | 2132.5 | 4x4 | LTE B4 | 10 | 2350 | 2150 | 4x4 | - | - | - | - | - | - | - | - | - | - | 20.05 | 20.15 |
| CA_13A-46A-[66A] | LTE B13 | 10 | 23230 | 782 | 16QAM | 1 | 0 | 5230 | 751 | 2x2 | LTE B46 | 20 | 50665 | 5537.5 | 2x2 | LTE B66 | 20 | 66786 | 2145 | 4x4 | - | - | - | - | - | - | - | - | - | - | 19.96 | 20.15 |
| CA_13A-[48A]-[66A] | LTE B13 | 10 | 23230 | 782 | 16QAM | 1 | 0 | 5230 | 751 | 2x2 | LTE B66 | 20 | 66786 | 2145 | 4x4 | LTE B48 | 20 | 56640 | 3690 | 4x4 | - | - | - | - | - | - | - | - | - | - | 19.40 | 20.15 |
| CA_[2A]-[7A]-[7A]-13A | LTE B13 | 10 | 23230 | 782 | 16QAM | 1 | 0 | 5230 | 751 | 2x2 | LTE B2 | 20 | 900 | 1960 | 4x4 | LTE B7 | 20 | 3100 | 2655 | 4x4 | LTE B7 | 20 | 2850 | 2630 | 4x4 | - | - | - | - | - | 19.76 | 20.15 |
| CA_[2A]-[7C]-13A | LTE B13 | 10 | 23230 | 782 | 16QAM | 1 | 0 | 5230 | 751 | 2x2 | LTE B2 | 20 | 900 | 1960 | 4x4 | LTE B7 | 20 | 3100 | 2655 | 4x4 | LTE B7 | 20 | 2902 | 2635.2 | 4x4 | - | - | - | - | - | 19.74 | 20.15 |
| CA_[2A]-13A-46C | LTE B13 | 10 | 23230 | 782 | 16QAM | 1 | 0 | 5230 | 751 | 2x2 | LTE B2 | 20 | 900 | 1960 | 4x4 | LTE B46 | 20 | 50665 | 5537.5 | 2x2 | LTE B46 | 20 | 50467 | 5517.7 | 2x2 | - | - | - | - | - | 19.80 | 20.15 |
| CA_[2A]-13A-[66B] | LTE B13 | 10 | 23230 | 782 | 16QAM | 1 | 0 | 5230 | 751 | 2x2 | LTE B2 | 20 | 900 | 1960 | 4x4 | LTE B66 | 15 | 66786 | 2145 | 4x4 | LTE B66 | 5 | 66879 | 2154.3 | 4x4 | - | - | - | - | - | 19.76 | 20.15 |
| CA_[2A]-13A-[66C] | LTE B13 | 10 | 23230 | 782 | 16QAM | 1 | 0 | 5230 | 751 | 2x2 | LTE B2 | 20 | 900 | 1960 | 4x4 | LTE B66 | 20 | 66786 | 2145 | 4x4 | LTE B66 | 20 | 66984 | 2164.8 | 4x4 | - | - | - | - | - | 19.74 | 20.15 |
| CA_13A-46C-[66A] | LTE B13 | 10 | 23230 | 782 | 16QAM | 1 | 0 | 5230 | 751 | 2x2 | LTE B46 | 20 | 50665 | 5537.5 | 2x2 | LTE B46 | 20 | 50467 | 5517.7 | 2x2 | LTE B66 | 20 | 66786 | 2145 | 4x4 | - | - | - | - | - | 19.81 | 20.15 |
| CA_13A-[48C]-[66A] | LTE B13 | 10 | 23230 | 782 | 16QAM | 1 | 0 | 5230 | 751 | 2x2 | LTE B48 | 20 | 55990 | 3625 | 4x4 | LTE B48 | 20 | 56188 | 3644.8 | 4x4 | LTE B66 | 20 | 66786 | 2145 | 4x4 | - | - | - | - | - | 19.84 | 20.15 |
| CA_13A-[66A]-[66B] | LTE B13 | 10 | 23230 | 782 | 16QAM | 1 | 0 | 5230 | 751 | 2x2 | LTE B66 | 20 | 66786 | 2145 | 4x4 | LTE B66 | 5 | 67168 | 2183.2 | 4x4 | LTE B66 | 15 | 67261 | 2192.5 | 4x4 | - | - | - | - | - | 19.77 | 20.15 |
| CA_13A-[66A]-[66C] | LTE B13 | 10 | 23230 | 782 | 16QAM | 1 | 0 | 5230 | 751 | 2x2 | LTE B66 | 20 | 66786 | 2145 | 4x4 | LTE B66 | 20 | 67038 | 2170.2 | 4x4 | LTE B66 | 20 | 67236 | 2190 | 4x4 | - | - | - | - | - | 19.79 | 20.15 |
| CA_[2A]-[2A]-13A-[66A]-[66A] | LTE B13 | 10 | 23230 | 782 | 16QAM | 1 | 0 | 5230 | 751 | 2x2 | LTE B2 | 20 | 900 | 1960 | 4x4 | LTE B2 | 20 | 700 | 1940 | 4x4 | LTE B66 | 20 | 66786 | 2145 | 4x4 | LTE B66 | 20 | 67236 | 2190 | 4x4 | 19.61 | 20.15 |
| CA_[2A]-13A-46D | LTE B13 | 10 | 23230 | 782 | 16QAM | 1 | 0 | 5230 | 751 | 2x2 | LTE B2 | 20 | 900 | 1960 | 4x4 | LTE B46 | 20 | 50665 | 5537.5 | 2x2 | LTE B46 | 20 | 50467 | 5517.7 | 2x2 | LTE B46 | 20 | 50863 | 5557.3 | 2x2 | 19.67 | 20.15 |
| CA_13A-46D-[66A] | LTE B13 | 10 | 23230 | 782 | 16QAM | 1 | 0 | 5230 | 751 | 2x2 | LTE B46 | 20 | 50665 | 5537.5 | 2x2 | LTE B46 | 20 | 50467 | 5517.7 | 2x2 | LTE B46 | 20 | 50863 | 5557.3 | 2x2 | LTE B66 | 20 | 66786 | 2145 | 4x4 | 19.67 | 20.15 |
| CA_13A-[48D]-[66A] | LTE B13 | 10 | 23230 | 782 | 16QAM | 1 | 0 | 5230 | 751 | 2x2 | LTE B48 | 20 | 55990 | 3625 | 4x4 | LTE B48 | 20 | 56188 | 3644.8 | 4x4 | LTE B48 | 20 | 56386 | 3664.6 | 4x4 | LTE B66 | 20 | 66786 | 2145 | 4x4 | 19.82 | 20.15 |
| CA_13A-[48E] | LTE B13 | 10 | 23230 | 782 | 16QAM | 1 | 0 | 5230 | 751 | 2x2 | LTE B48 | 20 | 55990 | 3625 | 4x4 | LTE B48 | 20 | 56188 | 3644.8 | 4x4 | LTE B48 | 20 | 56386 | 3664.6 | 4x4 | LTE B48 | 20 | 56584 | 3684.4 | 4x4 | 19.68 | 20.15 |

## F.4.5 LTE Band 14 as PCC

### Table F-20
### Maximum Output Powers – Ant 4

| | PCC | | | | | | | | | | SCC 1 | | | | | SCC 2 | | | | | SCC 3 | | | | | SCC 4 | | | | | Power | |
|---|---|---|---|---|---|---|---|---|---|---|---|---|---|---|---|---|---|---|---|---|---|---|---|---|---|---|---|---|---|---|---|---|
| Combination | PCC Band | PCC BW [MHz] | PCC (UL) Ch. | PCC (UL) Freq. [MHz] | Mod. | PCC UL# RB | PCC UL RB Offset | PCC (DL) Ch. | PCC (DL) Freq. [MHz] | DL Ant. Config. | SCC Band | SCC BW [MHz] | SCC (DL) Ch. | SCC (DL) Freq. [MHz] | DL Ant. Config. | SCC Band | SCC BW [MHz] | SCC (DL) Ch. | SCC (DL) Freq. [MHz] | DL Ant. Config. | SCC Band | SCC BW [MHz] | SCC (DL) Ch. | SCC (DL) Freq. [MHz] | DL Ant. Config. | SCC Band | SCC BW [MHz] | SCC (DL) Ch. | SCC (DL) Freq. [MHz] | DL Ant. Config. | LTE Tx.Power with DL CA Enabled (dBm) | LTE Single Carrier Tx Power (dBm) |
| CA_[2A]-[2A]-14A-[30A]-[66A] | LTE B14 | 10 | 23330 | 793 | 16QAM | 1 | 0 | 5330 | 763 | 2x2 | LTE B2 | 20 | 900 | 1960 | 4x4 | LTE B2 | 20 | 700 | 1940 | 4x4 | LTE B30 | 10 | 9820 | 2355 | 4x4 | LTE B66 | 20 | 66786 | 2145 | 4x4 | 19.85 | 20.09 |
| CA_[2A]-[2A]-14A-[66A]-[66A] | LTE B14 | 10 | 23330 | 793 | 16QAM | 1 | 0 | 5330 | 763 | 2x2 | LTE B2 | 20 | 900 | 1960 | 4x4 | LTE B2 | 20 | 700 | 1940 | 4x4 | LTE B66 | 20 | 66786 | 2145 | 4x4 | LTE B66 | 20 | 67236 | 2190 | 4x4 | 19.65 | 20.09 |
| CA_[2A]-14A-[30A]-[66A]-[66A] | LTE B14 | 10 | 23330 | 793 | 16QAM | 1 | 0 | 5330 | 763 | 2x2 | LTE B2 | 20 | 900 | 1960 | 4x4 | LTE B30 | 10 | 9820 | 2355 | 4x4 | LTE B66 | 20 | 66786 | 2145 | 4x4 | LTE B66 | 20 | 67236 | 2190 | 4x4 | 19.66 | 20.09 |



© 2022 PCTEST

## F.4.6 LTE Band 26 as PCC

### Table F-21
### Maximum Output Powers – Ant 4

| | PCC | | | | | | | | | | SCC 1 | | | | | SCC 2 | | | | | Power | |
|---|---|---|---|---|---|---|---|---|---|---|---|---|---|---|---|---|---|---|---|---|---|---|
| Combination | PCC Band | PCC BW [MHz] | PCC (UL) Ch. | PCC (UL) Freq. [MHz] | Mod. | PCC UL# RB | PCC UL RB Offset | PCC (DL) Ch. | PCC (DL) Freq. [MHz] | DL Ant. Config. | SCC Band | SCC BW [MHz] | SCC (DL) Ch. | SCC (DL) Freq. [MHz] | DL Ant. Config. | SCC Band | SCC BW [MHz] | SCC (DL) Ch. | SCC (DL) Freq. [MHz] | DL Ant. Config. | LTE Tx.Power with DL CA Enabled (dBm) | LTE Single Carrier Tx Power (dBm) |
| CA_[7A]-26A | LTE B26 | 10 | 26740 | 819 | QPSK | 25 | 12 | 8740 | 864 | 2x2 | LTE B7 | 20 | 3100 | 2655 | 4x4 | - | - | - | - | - | 20.30 | 20.30 |
| CA_[25A]-26A | LTE B26 | 10 | 26740 | 819 | QPSK | 25 | 12 | 8740 | 864 | 2x2 | LTE B25 | 20 | 8365 | 1962.5 | 4x4 | - | - | - | - | - | 20.29 | 20.30 |
| CA_26A-[41A] | LTE B26 | 10 | 26740 | 819 | QPSK | 25 | 12 | 8740 | 864 | 2x2 | LTE B41 | 20 | 40620 | 2593 | 4x4 | - | - | - | - | - | 20.28 | 20.30 |
| CA_[7A]-[7A]-26A | LTE B26 | 10 | 26740 | 819 | QPSK | 25 | 12 | 8740 | 864 | 2x2 | LTE B7 | 20 | 3100 | 2655 | 4x4 | LTE B7 | 20 | 2850 | 2630 | 4x4 | 20.30 | 20.30 |
| CA_[25A]-[25A]-26A | LTE B26 | 5 | 26865 | 831.5 | QPSK | 12 | 13 | 8865 | 876.5 | 2x2 | LTE B25 | 20 | 8365 | 1962.5 | 4x4 | LTE B25 | 20 | 8590 | 1985 | 4x4 | 20.28 | 20.30 |
| CA_26A-[41C] | LTE B26 | 10 | 26740 | 819 | QPSK | 25 | 12 | 8740 | 864 | 2x2 | LTE B41 | 20 | 40620 | 2593 | 4x4 | LTE B41 | 20 | 40422 | 2573.2 | 4x4 | 20.28 | 20.30 |

## F.4.7 LTE Band 5 as PCC

### Table F-22
### Maximum Output Powers – Ant 4

| | PCC | | | | | | | | | | SCC 1 | | | | | SCC 2 | | | | | SCC 3 | | | | | SCC 4 | | | | | Power | |
|---|---|---|---|---|---|---|---|---|---|---|---|---|---|---|---|---|---|---|---|---|---|---|---|---|---|---|---|---|---|---|---|---|
| Combination | PCC Band | PCC BW [MHz] | PCC (UL) Ch. | PCC (UL) Freq. [MHz] | Mod. | PCC UL# RB | PCC UL RB Offset | PCC (DL) Ch. | PCC (DL) Freq. [MHz] | DL Ant. Config. | SCC Band | SCC BW [MHz] | SCC (DL) Ch. | SCC (DL) Freq. [MHz] | DL Ant. Config. | SCC Band | SCC BW [MHz] | SCC (DL) Ch. | SCC (DL) Freq. [MHz] | DL Ant. Config. | SCC Band | SCC BW [MHz] | SCC (DL) Ch. | SCC (DL) Freq. [MHz] | DL Ant. Config. | SCC Band | SCC BW [MHz] | SCC (DL) Ch. | SCC (DL) Freq. [MHz] | DL Ant. Config. | LTE Tx.Power with DL CA Enabled (dBm) | LTE Single Carrier Tx Power (dBm) |
| CA_5A-[7A] | LTE B5 | 5 | 20425 | 826.5 | 64QAM | 1 | 24 | 2425 | 871.5 | 2x2 | LTE B7 | 20 | 3100 | 2655 | 4x4 | - | - | - | - | - | - | - | - | - | - | - | - | - | - | - | 19.75 | 19.73 |
| CA_5A-[25A] | LTE B5 | 5 | 20425 | 826.5 | 64QAM | 1 | 24 | 2425 | 871.5 | 2x2 | LTE B25 | 20 | 8365 | 1962.5 | 4x4 | - | - | - | - | - | - | - | - | - | - | - | - | - | - | - | 19.76 | 19.73 |
| CA_5A-[41A] | LTE B5 | 5 | 20425 | 826.5 | 64QAM | 1 | 24 | 2425 | 871.5 | 2x2 | LTE B41 | 20 | 40620 | 2593 | 4x4 | - | - | - | - | - | - | - | - | - | - | - | - | - | - | - | 19.59 | 19.73 |
| CA_5A-[48A] | LTE B5 | 5 | 20425 | 826.5 | 64QAM | 1 | 24 | 2425 | 871.5 | 2x2 | LTE B48 | 20 | 55990 | 3625 | 4x4 | - | - | - | - | - | - | - | - | - | - | - | - | - | - | - | 19.65 | 19.73 |
| CA_[2A]-5A-[7A] | LTE B5 | 5 | 20425 | 826.5 | 64QAM | 1 | 24 | 2425 | 871.5 | 2x2 | LTE B2 | 20 | 900 | 1960 | 4x4 | LTE B7 | 20 | 3100 | 2655 | 4x4 | - | - | - | - | - | - | - | - | - | - | 19.81 | 19.73 |
| CA_[2A]-5A-46A | LTE B5 | 5 | 20425 | 826.5 | 64QAM | 1 | 24 | 2425 | 871.5 | 2x2 | LTE B2 | 20 | 900 | 1960 | 4x4 | LTE B46 | 20 | 50665 | 5537.5 | 2x2 | - | - | - | - | - | - | - | - | - | - | 19.37 | 19.73 |
| CA_[2C]-5A | LTE B5 | 5 | 20425 | 826.5 | 64QAM | 1 | 24 | 2425 | 871.5 | 2x2 | LTE B2 | 20 | 900 | 1960 | 4x4 | LTE B2 | 20 | 702 | 1940.2 | 4x4 | - | - | - | - | - | - | - | - | - | - | 19.81 | 19.73 |
| CA_5A-[7A]-[7A] | LTE B5 | 5 | 20425 | 826.5 | 64QAM | 1 | 24 | 2425 | 871.5 | 2x2 | LTE B7 | 20 | 3100 | 2655 | 4x4 | LTE B7 | 20 | 2850 | 2630 | 4x4 | - | - | - | - | - | - | - | - | - | - | 19.70 | 19.73 |
| CA_5A-46A-[66A] | LTE B5 | 5 | 20425 | 826.5 | 64QAM | 1 | 24 | 2425 | 871.5 | 2x2 | LTE B46 | 20 | 50665 | 5537.5 | 2x2 | LTE B66 | 20 | 66786 | 2145 | 4x4 | - | - | - | - | - | - | - | - | - | - | 19.33 | 19.73 |
| CA_[2A]-[2A]-[4A]-5A | LTE B5 | 5 | 20425 | 826.5 | 64QAM | 1 | 24 | 2425 | 871.5 | 2x2 | LTE B2 | 20 | 900 | 1960 | 4x4 | LTE B2 | 20 | 700 | 1940 | 4x4 | LTE B4 | 20 | 2175 | 2132.5 | 4x4 | - | - | - | - | - | 19.73 | 19.73 |
| CA_[2A]-[4A]-[4A]-5A | LTE B5 | 5 | 20425 | 826.5 | 64QAM | 1 | 24 | 2425 | 871.5 | 2x2 | LTE B2 | 20 | 900 | 1960 | 4x4 | LTE B4 | 20 | 2175 | 2132.5 | 4x4 | LTE B4 | 10 | 2350 | 2150 | 4x4 | - | - | - | - | - | 19.77 | 19.73 |
| CA_[2A]-[4A]-5A-[30A] | LTE B5 | 5 | 20425 | 826.5 | 64QAM | 1 | 24 | 2425 | 871.5 | 2x2 | LTE B2 | 20 | 900 | 1960 | 4x4 | LTE B4 | 20 | 2175 | 2132.5 | 4x4 | LTE B30 | 10 | 9820 | 2355 | 4x4 | - | - | - | - | - | 19.25 | 19.73 |
| CA_[2A]-[4A]-5B | LTE B5 | 5 | 20425 | 826.5 | 64QAM | 1 | 24 | 2425 | 871.5 | 2x2 | LTE B5 | 10 | 2497 | 878.7 | 2x2 | LTE B2 | 20 | 900 | 1960 | 4x4 | LTE B4 | 20 | 2175 | 2132.5 | 4x4 | - | - | - | - | - | 19.35 | 19.73 |
| CA_[2A]-5A-[7A]-[7A] | LTE B5 | 5 | 20425 | 826.5 | 64QAM | 1 | 24 | 2425 | 871.5 | 2x2 | LTE B2 | 20 | 900 | 1960 | 4x4 | LTE B7 | 20 | 3100 | 2655 | 4x4 | LTE B7 | 20 | 2850 | 2630 | 4x4 | - | - | - | - | - | 19.30 | 19.73 |
| CA_[2A]-5A-[7C] | LTE B5 | 5 | 20425 | 826.5 | 64QAM | 1 | 24 | 2425 | 871.5 | 2x2 | LTE B2 | 20 | 900 | 1960 | 4x4 | LTE B7 | 20 | 3100 | 2655 | 4x4 | LTE B7 | 20 | 2902 | 2635.2 | 4x4 | - | - | - | - | - | 19.33 | 19.73 |
| CA_[2A]-5A-46C | LTE B5 | 5 | 20425 | 826.5 | 64QAM | 1 | 24 | 2425 | 871.5 | 2x2 | LTE B2 | 20 | 900 | 1960 | 4x4 | LTE B46 | 20 | 50665 | 5537.5 | 2x2 | LTE B46 | 20 | 50467 | 5517.7 | 2x2 | - | - | - | - | - | 19.59 | 19.73 |
| CA_[4A]-[4A]-5A-[30A] | LTE B5 | 5 | 20425 | 826.5 | 64QAM | 1 | 24 | 2425 | 871.5 | 2x2 | LTE B4 | 20 | 2175 | 2132.5 | 4x4 | LTE B4 | 10 | 2350 | 2150 | 4x4 | LTE B30 | 10 | 9820 | 2355 | 4x4 | - | - | - | - | - | 19.24 | 19.73 |
| CA_[4A]-[4A]-5B | LTE B5 | 5 | 20425 | 826.5 | 64QAM | 1 | 24 | 2425 | 871.5 | 2x2 | LTE B5 | 10 | 2497 | 878.7 | 2x2 | LTE B4 | 20 | 2175 | 2132.5 | 4x4 | LTE B4 | 10 | 2350 | 2150 | 4x4 | - | - | - | - | - | 19.37 | 19.73 |
| CA_5A-5A-[66A]-[66A] | LTE B5 | 5 | 20425 | 826.5 | 64QAM | 1 | 24 | 2425 | 871.5 | 2x2 | LTE B5 | 5 | 2625 | 891.5 | 2x2 | LTE B66 | 20 | 66786 | 2145 | 4x4 | LTE B66 | 20 | 67236 | 2190 | 4x4 | - | - | - | - | - | 19.34 | 19.73 |
| CA_5A-[7A]-[66A]-[66A] | LTE B5 | 5 | 20425 | 826.5 | 64QAM | 1 | 24 | 2425 | 871.5 | 2x2 | LTE B7 | 20 | 3100 | 2655 | 4x4 | LTE B66 | 20 | 66786 | 2145 | 4x4 | LTE B66 | 20 | 67236 | 2190 | 4x4 | - | - | - | - | - | 19.26 | 19.73 |
| CA_5A-46C-[66A] | LTE B5 | 5 | 20425 | 826.5 | 64QAM | 1 | 24 | 2425 | 871.5 | 2x2 | LTE B46 | 20 | 50665 | 5537.5 | 2x2 | LTE B46 | 20 | 50467 | 5517.7 | 2x2 | LTE B66 | 20 | 66786 | 2145 | 4x4 | - | - | - | - | - | 19.69 | 19.73 |
| CA_5A-[66A]-[66B] | LTE B5 | 5 | 20425 | 826.5 | 64QAM | 1 | 24 | 2425 | 871.5 | 2x2 | LTE B66 | 20 | 66786 | 2145 | 4x4 | LTE B66 | 10 | 67187 | 2185.1 | 4x4 | LTE B66 | 10 | 67286 | 2195 | 4x4 | - | - | - | - | - | 19.38 | 19.73 |
| CA_5A-[66A]-[66C] | LTE B5 | 5 | 20425 | 826.5 | 64QAM | 1 | 24 | 2425 | 871.5 | 2x2 | LTE B66 | 20 | 66786 | 2145 | 4x4 | LTE B66 | 20 | 67018 | 2170.2 | 4x4 | LTE B66 | 20 | 67236 | 2190 | 4x4 | - | - | - | - | - | 19.28 | 19.73 |
| CA_[2A]-[2A]-5A-[30A]-[66A] | LTE B5 | 5 | 20425 | 826.5 | 64QAM | 1 | 24 | 2425 | 871.5 | 2x2 | LTE B2 | 20 | 900 | 1960 | 4x4 | LTE B2 | 20 | 700 | 1940 | 4x4 | LTE B30 | 10 | 9820 | 2355 | 4x4 | LTE B66 | 20 | 66786 | 2145 | 4x4 | 19.49 | 19.73 |
| CA_[2A]-[2A]-5A-[66A]-[66A] | LTE B5 | 5 | 20425 | 826.5 | 64QAM | 1 | 24 | 2425 | 871.5 | 2x2 | LTE B2 | 20 | 900 | 1960 | 4x4 | LTE B2 | 20 | 700 | 1940 | 4x4 | LTE B66 | 20 | 66786 | 2145 | 4x4 | LTE B66 | 20 | 67236 | 2190 | 4x4 | 19.55 | 19.71 |
| CA_[2A]-[2A]-5A-[66B] | LTE B5 | 5 | 20425 | 826.5 | 64QAM | 1 | 24 | 2425 | 871.5 | 2x2 | LTE B2 | 20 | 900 | 1960 | 4x4 | LTE B2 | 20 | 700 | 1940 | 4x4 | LTE B66 | 15 | 66786 | 2145 | 4x4 | LTE B66 | 5 | 66879 | 2154.3 | 4x4 | 19.24 | 19.73 |
| CA_[2A]-[2A]-5A-[66C] | LTE B5 | 5 | 20425 | 826.5 | 64QAM | 1 | 24 | 2425 | 871.5 | 2x2 | LTE B2 | 20 | 900 | 1960 | 4x4 | LTE B2 | 20 | 700 | 1940 | 4x4 | LTE B66 | 20 | 66786 | 2145 | 4x4 | LTE B66 | 20 | 66984 | 2164.8 | 4x4 | 19.27 | 19.71 |
| CA_[2A]-5A-[30A]-[66A]-[66A] | LTE B5 | 5 | 20425 | 826.5 | 64QAM | 1 | 24 | 2425 | 871.5 | 2x2 | LTE B2 | 20 | 900 | 1960 | 4x4 | LTE B30 | 10 | 9820 | 2355 | 4x4 | LTE B66 | 20 | 66786 | 2145 | 4x4 | LTE B66 | 20 | 67236 | 2190 | 4x4 | 19.24 | 19.73 |
| CA_[2A]-5A-46D | LTE B5 | 5 | 20425 | 826.5 | 64QAM | 1 | 24 | 2425 | 871.5 | 2x2 | LTE B2 | 20 | 900 | 1960 | 4x4 | LTE B46 | 20 | 50665 | 5537.5 | 2x2 | LTE B46 | 20 | 50467 | 5517.7 | 2x2 | LTE B46 | 20 | 50863 | 5557.3 | 2x2 | 19.52 | 19.71 |
| CA_[2A]-5B-[30A]-[66A] | LTE B5 | 5 | 20425 | 826.5 | 64QAM | 1 | 24 | 2425 | 871.5 | 2x2 | LTE B5 | 10 | 2497 | 878.7 | 2x2 | LTE B2 | 20 | 900 | 1960 | 4x4 | LTE B30 | 10 | 9820 | 2355 | 4x4 | LTE B66 | 20 | 66786 | 2145 | 4x4 | 19.55 | 19.73 |
| CA_[2A]-5B-[66A]-[66A] | LTE B5 | 5 | 20425 | 826.5 | 64QAM | 1 | 24 | 2425 | 871.5 | 2x2 | LTE B5 | 10 | 2497 | 878.7 | 2x2 | LTE B2 | 20 | 900 | 1960 | 4x4 | LTE B66 | 20 | 66786 | 2145 | 4x4 | LTE B66 | 20 | 67236 | 2190 | 4x4 | 19.50 | 19.73 |
| CA_[2A]-5B-[66B] | LTE B5 | 5 | 20425 | 826.5 | 64QAM | 1 | 24 | 2425 | 871.5 | 2x2 | LTE B5 | 10 | 2497 | 878.7 | 2x2 | LTE B2 | 20 | 900 | 1960 | 4x4 | LTE B66 | 15 | 66786 | 2145 | 4x4 | LTE B66 | 5 | 66879 | 2154.3 | 4x4 | 19.54 | 19.73 |
| CA_[2A]-5B-[66C] | LTE B5 | 5 | 20425 | 826.5 | 64QAM | 1 | 24 | 2425 | 871.5 | 2x2 | LTE B5 | 10 | 2497 | 878.7 | 2x2 | LTE B2 | 20 | 900 | 1960 | 4x4 | LTE B66 | 20 | 66786 | 2145 | 4x4 | LTE B66 | 20 | 66984 | 2164.8 | 4x4 | 19.58 | 19.71 |
| CA_5A-[7C]-[66A]-[66A] | LTE B5 | 5 | 20425 | 826.5 | 64QAM | 1 | 24 | 2425 | 871.5 | 2x2 | LTE B7 | 20 | 3100 | 2655 | 4x4 | LTE B7 | 20 | 2902 | 2635.2 | 4x4 | LTE B66 | 20 | 66786 | 2145 | 4x4 | LTE B66 | 20 | 67236 | 2190 | 4x4 | 19.24 | 19.73 |
| CA_5A-46D-[66A] | LTE B5 | 5 | 20425 | 826.5 | 64QAM | 1 | 24 | 2425 | 871.5 | 2x2 | LTE B46 | 20 | 50665 | 5537.5 | 2x2 | LTE B46 | 20 | 50467 | 5517.7 | 2x2 | LTE B46 | 20 | 50863 | 5557.3 | 2x2 | LTE B66 | 20 | 66786 | 2145 | 4x4 | 19.47 | 19.71 |
| CA_5B-[30A]-[66A]-[66A] | LTE B5 | 5 | 20425 | 826.5 | 64QAM | 1 | 24 | 2425 | 871.5 | 2x2 | LTE B5 | 10 | 2497 | 878.7 | 2x2 | LTE B30 | 10 | 9820 | 2355 | 4x4 | LTE B66 | 20 | 66786 | 2145 | 4x4 | LTE B66 | 20 | 67236 | 2190 | 4x4 | 19.56 | 19.73 |



© 2022 PCTEST

## F.4.8 LTE Band 66 as PCC

### Table F-23
### Maximum Output Powers – Ant 4

| | PCC | | | | | | | | | | SCC 1 | | | | | SCC 2 | | | | | SCC 3 | | | | | SCC 4 | | | | | SCC 5 | | | | | Power | |
|---|---|---|---|---|---|---|---|---|---|---|---|---|---|---|---|---|---|---|---|---|---|---|---|---|---|---|---|---|---|---|---|---|---|---|---|---|---|
| Combination | PCC Band | PCC BW [MHz] | PCC (UL) Ch. | PCC (UL) Freq. [MHz] | Mod. | PCC UL# RB | PCC UL RB Offset | PCC (DL) Ch. | PCC (DL) Freq. [MHz] | DL Ant. Config. | SCC Band | SCC BW [MHz] | SCC (DL) Ch. | SCC (DL) Freq. [MHz] | DL Ant. Config. | SCC Band | SCC BW [MHz] | SCC (DL) Ch. | SCC (DL) Freq. [MHz] | DL Ant. Config. | SCC Band | SCC BW [MHz] | SCC (DL) Ch. | SCC (DL) Freq. [MHz] | DL Ant. Config. | SCC Band | SCC BW [MHz] | SCC (DL) Ch. | SCC (DL) Freq. [MHz] | DL Ant. Config. | SCC Band | SCC BW [MHz] | SCC (DL) Ch. | SCC (DL) Freq. [MHz] | DL Ant. Config. | LTE Tx.Power with DL CA Enabled (dBm) | LTE Single Carrier Tx Power (dBm) |
| CA_[2A]-[66A] | LTE B66 | 20 | 132572 | 1770 | 16QAM | 1 | 0 | 67036 | 2170 | 4x4 | LTE B2 | 20 | 900 | 1960 | 4x4 | - | - | - | - | - | - | - | - | - | - | - | - | - | - | - | - | - | - | - | - | 15.13 | 15.30 |
| CA_12A-[66A] (1) | LTE B66 | 20 | 132572 | 1770 | 16QAM | 1 | 0 | 67036 | 2170 | 4x4 | LTE B12 | 10 | 5095 | 737.5 | 2x2 | - | - | - | - | - | - | - | - | - | - | - | - | - | - | - | - | - | - | - | - | 15.19 | 15.30 |
| CA_12A-[66A] (2) | LTE B66 | 20 | 132572 | 1770 | 16QAM | 1 | 0 | 67036 | 2170 | 4x4 | LTE B12 | 10 | 5095 | 737.5 | 2x2 | - | - | - | - | - | - | - | - | - | - | - | - | - | - | - | - | - | - | - | - | 15.19 | 15.30 |
| CA_[2A]-[48A]-[66A] | LTE B66 | 20 | 132572 | 1770 | 16QAM | 1 | 0 | 67036 | 2170 | 4x4 | LTE B2 | 20 | 900 | 1960 | 4x4 | LTE B48 | 20 | 55990 | 3625 | 4x4 | - | - | - | - | - | - | - | - | - | - | - | - | - | - | - | 14.84 | 15.30 |
| CA_5A-46A-[66A] | LTE B66 | 20 | 132572 | 1770 | 16QAM | 1 | 0 | 67036 | 2170 | 4x4 | LTE B5 | 10 | 2525 | 881.5 | 2x2 | LTE B46 | 20 | 50665 | 5537.5 | 2x2 | - | - | - | - | - | - | - | - | - | - | - | - | - | - | - | 15.07 | 15.30 |
| CA_13A-46A-[66A] | LTE B66 | 20 | 132572 | 1770 | 16QAM | 1 | 0 | 67036 | 2170 | 4x4 | LTE B13 | 10 | 5230 | 751 | 2x2 | LTE B46 | 20 | 50665 | 5537.5 | 2x2 | - | - | - | - | - | - | - | - | - | - | - | - | - | - | - | 15.06 | 15.30 |
| CA_13A-[48A]-[66A] | LTE B66 | 20 | 132572 | 1770 | 16QAM | 1 | 0 | 67036 | 2170 | 4x4 | LTE B13 | 10 | 5230 | 751 | 2x2 | LTE B48 | 20 | 55990 | 3625 | 4x4 | - | - | - | - | - | - | - | - | - | - | - | - | - | - | - | 15.28 | 15.30 |
| CA_46A-[66A]-[66A] | LTE B66 | 20 | 132572 | 1770 | 16QAM | 1 | 0 | 67036 | 2170 | 4x4 | LTE B66 | 20 | 66536 | 2120 | 4x4 | LTE B46 | 20 | 50665 | 5537.5 | 2x2 | - | - | - | - | - | - | - | - | - | - | - | - | - | - | - | 14.63 | 15.30 |
| CA_[2A]-[2A]-[66A]-71A | LTE B66 | 20 | 132572 | 1770 | 16QAM | 1 | 0 | 67036 | 2170 | 4x4 | LTE B2 | 20 | 900 | 1960 | 4x4 | LTE B2 | 20 | 700 | 1940 | 4x4 | LTE B71 | 20 | 68761 | 634.5 | 2x2 | - | - | - | - | - | - | - | - | - | - | 14.88 | 15.30 |
| CA_[2A]-[7C]-[66A] | LTE B66 | 20 | 132572 | 1770 | 16QAM | 1 | 0 | 67036 | 2170 | 4x4 | LTE B7 | 20 | 3100 | 2655 | 4x4 | LTE B7 | 20 | 2902 | 2635.2 | 4x4 | LTE B2 | 20 | 900 | 1960 | 4x4 | - | - | - | - | - | - | - | - | - | - | 14.86 | 15.30 |
| CA_[2A]-12A-[66C] | LTE B66 | 20 | 132572 | 1770 | 16QAM | 1 | 0 | 67036 | 2170 | 4x4 | LTE B66 | 20 | 66838 | 2150.2 | 4x4 | LTE B2 | 20 | 900 | 1960 | 4x4 | LTE B12 | 10 | 5095 | 737.5 | 2x2 | - | - | - | - | - | - | - | - | - | - | 14.53 | 15.30 |
| CA_[2A]-13A-[66B] | LTE B66 | 15 | 132322 | 1745 | 16QAM | 1 | 36 | 66786 | 2145 | 4x4 | LTE B66 | 5 | 66693 | 2135.7 | 4x4 | LTE B2 | 20 | 900 | 1960 | 4x4 | LTE B13 | 10 | 5230 | 751 | 2x2 | - | - | - | - | - | - | - | - | - | - | 14.67 | 15.30 |
| CA_[2A]-13A-[66C] | LTE B66 | 20 | 132572 | 1770 | 16QAM | 1 | 0 | 67036 | 2170 | 4x4 | LTE B66 | 20 | 66838 | 2150.2 | 4x4 | LTE B2 | 20 | 900 | 1960 | 4x4 | LTE B13 | 10 | 5230 | 751 | 2x2 | - | - | - | - | - | - | - | - | - | - | 14.49 | 15.30 |
| CA_[2A]-29A-[30A]-[66A] | LTE B66 | 20 | 132572 | 1770 | 16QAM | 1 | 0 | 67036 | 2170 | 4x4 | LTE B2 | 20 | 900 | 1960 | 4x4 | LTE B29 | 10 | 9715 | 722.5 | 2x2 | LTE B30 | 10 | 9820 | 2355 | 4x4 | - | - | - | - | - | - | - | - | - | - | 14.48 | 15.30 |
| CA_[2A]-46A-46A-[66A] | LTE B66 | 20 | 132572 | 1770 | 16QAM | 1 | 0 | 67036 | 2170 | 4x4 | LTE B2 | 20 | 900 | 1960 | 4x4 | LTE B46 | 20 | 50665 | 5537.5 | 2x2 | LTE B46 | 20 | 47090 | 5180 | 2x2 | - | - | - | - | - | - | - | - | - | - | 14.70 | 15.30 |
| CA_[2A]-46A-[48A]-[66A] | LTE B66 | 20 | 132572 | 1770 | 16QAM | 1 | 0 | 67036 | 2170 | 4x4 | LTE B2 | 20 | 900 | 1960 | 4x4 | LTE B46 | 20 | 50665 | 5537.5 | 2x2 | LTE B48 | 20 | 55990 | 3625 | 4x4 | - | - | - | - | - | - | - | - | - | - | 15.12 | 15.30 |
| CA_[2A]-[48C]-[66A] | LTE B66 | 20 | 132572 | 1770 | 16QAM | 1 | 0 | 67036 | 2170 | 4x4 | LTE B2 | 20 | 900 | 1960 | 4x4 | LTE B48 | 20 | 55990 | 3625 | 4x4 | LTE B48 | 20 | 56188 | 3644.8 | 4x4 | - | - | - | - | - | - | - | - | - | - | 14.80 | 15.30 |
| CA_[2A]-[66A]-[66A]-[66A] | LTE B66 | 20 | 132572 | 1770 | 16QAM | 1 | 0 | 67036 | 2170 | 4x4 | LTE B66 | 20 | 66536 | 2120 | 4x4 | LTE B66 | 20 | 66786 | 2145 | 4x4 | LTE B2 | 20 | 900 | 1960 | 4x4 | - | - | - | - | - | - | - | - | - | - | 14.87 | 15.30 |
| CA_[2A]-[66A]-[66A]-71A | LTE B66 | 20 | 132572 | 1770 | 16QAM | 1 | 0 | 67036 | 2170 | 4x4 | LTE B66 | 20 | 66536 | 2120 | 4x4 | LTE B2 | 20 | 900 | 1960 | 4x4 | LTE B71 | 20 | 68761 | 634.5 | 2x2 | - | - | - | - | - | - | - | - | - | - | 14.55 | 15.30 |
| CA_[2A]-[66A]-[66B] | LTE B66 | 20 | 132572 | 1770 | 16QAM | 1 | 0 | 67036 | 2170 | 4x4 | LTE B66 | 10 | 66585 | 2124.9 | 4x4 | LTE B66 | 10 | 66486 | 2115 | 4x4 | LTE B2 | 20 | 900 | 1960 | 4x4 | - | - | - | - | - | - | - | - | - | - | 14.90 | 15.30 |
| CA_[2A]-[66B]-[66A] | LTE B66 | 15 | 132322 | 1745 | 16QAM | 1 | 36 | 66786 | 2145 | 4x4 | LTE B66 | 5 | 66693 | 2135.7 | 4x4 | LTE B66 | 20 | 67236 | 2190 | 4x4 | LTE B2 | 20 | 900 | 1960 | 4x4 | - | - | - | - | - | - | - | - | - | - | 14.93 | 15.30 |
| CA_[2A]-[66A]-[66C] | LTE B66 | 20 | 132572 | 1770 | 16QAM | 1 | 0 | 67036 | 2170 | 4x4 | LTE B66 | 20 | 66734 | 2139.8 | 4x4 | LTE B66 | 20 | 66536 | 2120 | 4x4 | LTE B2 | 20 | 900 | 1960 | 4x4 | - | - | - | - | - | - | - | - | - | - | 14.90 | 15.30 |
| CA_[2A]-[66C]-[66A] | LTE B66 | 20 | 132572 | 1770 | 16QAM | 1 | 0 | 67036 | 2170 | 4x4 | LTE B66 | 20 | 66838 | 2150.2 | 4x4 | LTE B66 | 20 | 66536 | 2120 | 4x4 | LTE B2 | 20 | 900 | 1960 | 4x4 | - | - | - | - | - | - | - | - | - | - | 14.92 | 15.30 |
| CA_[2A]-[66C]-71A | LTE B66 | 20 | 132572 | 1770 | 16QAM | 1 | 0 | 67036 | 2170 | 4x4 | LTE B66 | 20 | 66838 | 2150.2 | 4x4 | LTE B2 | 20 | 900 | 1960 | 4x4 | LTE B71 | 20 | 68761 | 634.5 | 2x2 | - | - | - | - | - | - | - | - | - | - | 14.49 | 15.30 |
| CA_[2C]-[66A]-[66A] | LTE B66 | 20 | 132572 | 1770 | 16QAM | 1 | 0 | 67036 | 2170 | 4x4 | LTE B66 | 20 | 66536 | 2120 | 4x4 | LTE B2 | 20 | 900 | 1960 | 4x4 | LTE B2 | 20 | 702 | 1940.2 | 4x4 | - | - | - | - | - | - | - | - | - | - | 14.93 | 15.30 |
| CA_5A-5A-[66A]-[66A] | LTE B66 | 20 | 132572 | 1770 | 16QAM | 1 | 0 | 67036 | 2170 | 4x4 | LTE B66 | 20 | 66536 | 2120 | 4x4 | LTE B5 | 10 | 2525 | 881.5 | 2x2 | LTE B5 | 5 | 2425 | 871.5 | 2x2 | - | - | - | - | - | - | - | - | - | - | 15.04 | 15.30 |
| CA_5A-[7A]-[66A]-[66A] | LTE B66 | 20 | 132572 | 1770 | 16QAM | 1 | 0 | 67036 | 2170 | 4x4 | LTE B66 | 20 | 66536 | 2120 | 4x4 | LTE B5 | 10 | 2525 | 881.5 | 2x2 | LTE B7 | 20 | 3100 | 2655 | 4x4 | - | - | - | - | - | - | - | - | - | - | 15.14 | 15.30 |
| CA_5A-46C-[66A] | LTE B66 | 20 | 132572 | 1770 | 16QAM | 1 | 0 | 67036 | 2170 | 4x4 | LTE B5 | 10 | 2525 | 881.5 | 2x2 | LTE B46 | 20 | 50665 | 5537.5 | 2x2 | LTE B46 | 20 | 50467 | 5517.7 | 2x2 | - | - | - | - | - | - | - | - | - | - | 14.94 | 15.30 |
| CA_5A-[66A]-[66B] | LTE B66 | 20 | 132572 | 1770 | 16QAM | 1 | 0 | 67036 | 2170 | 4x4 | LTE B66 | 10 | 66585 | 2124.9 | 4x4 | LTE B66 | 10 | 66486 | 2115 | 4x4 | LTE B5 | 10 | 2525 | 881.5 | 2x2 | - | - | - | - | - | - | - | - | - | - | 15.11 | 15.30 |
| CA_5A-[66B]-[66A] | LTE B66 | 15 | 132322 | 1745 | 16QAM | 1 | 36 | 66786 | 2145 | 4x4 | LTE B66 | 5 | 66693 | 2135.7 | 4x4 | LTE B66 | 20 | 67236 | 2190 | 4x4 | LTE B5 | 10 | 2525 | 881.5 | 2x2 | - | - | - | - | - | - | - | - | - | - | 14.69 | 15.30 |
| CA_5A-[66A]-[66C] | LTE B66 | 20 | 132572 | 1770 | 16QAM | 1 | 0 | 67036 | 2170 | 4x4 | LTE B66 | 20 | 66734 | 2139.8 | 4x4 | LTE B66 | 20 | 66536 | 2120 | 4x4 | LTE B5 | 10 | 2525 | 881.5 | 2x2 | - | - | - | - | - | - | - | - | - | - | 15.09 | 15.30 |
| CA_5A-[66C]-[66A] | LTE B66 | 20 | 132572 | 1770 | 16QAM | 1 | 0 | 67036 | 2170 | 4x4 | LTE B66 | 20 | 66838 | 2150.2 | 4x4 | LTE B66 | 20 | 66536 | 2120 | 4x4 | LTE B5 | 10 | 2525 | 881.5 | 2x2 | - | - | - | - | - | - | - | - | - | - | 15.13 | 15.30 |
| CA_13A-46C-[66A] | LTE B66 | 20 | 132572 | 1770 | 16QAM | 1 | 0 | 67036 | 2170 | 4x4 | LTE B13 | 10 | 5230 | 751 | 2x2 | LTE B46 | 20 | 50665 | 5537.5 | 2x2 | LTE B46 | 20 | 50467 | 5517.7 | 2x2 | - | - | - | - | - | - | - | - | - | - | 14.96 | 15.30 |
| CA_13A-[48C]-[66A] | LTE B66 | 20 | 132572 | 1770 | 16QAM | 1 | 0 | 67036 | 2170 | 4x4 | LTE B48 | 20 | 55990 | 3625 | 4x4 | LTE B48 | 20 | 55340 | 3560 | 4x4 | LTE B13 | 10 | 5230 | 751 | 2x2 | - | - | - | - | - | - | - | - | - | - | 15.14 | 15.30 |
| CA_13A-[66A]-[66B] | LTE B66 | 20 | 132572 | 1770 | 16QAM | 1 | 0 | 67036 | 2170 | 4x4 | LTE B66 | 10 | 66585 | 2124.9 | 4x4 | LTE B66 | 10 | 66486 | 2115 | 4x4 | LTE B13 | 10 | 5230 | 751 | 2x2 | - | - | - | - | - | - | - | - | - | - | 14.50 | 15.30 |
| CA_13A-[66B]-[66A] | LTE B66 | 15 | 132322 | 1745 | 16QAM | 1 | 36 | 66786 | 2145 | 4x4 | LTE B66 | 5 | 66693 | 2135.7 | 4x4 | LTE B66 | 20 | 67236 | 2190 | 4x4 | LTE B13 | 10 | 5230 | 751 | 2x2 | - | - | - | - | - | - | - | - | - | - | 14.62 | 15.30 |
| CA_13A-[66A]-[66C] | LTE B66 | 20 | 132572 | 1770 | 16QAM | 1 | 0 | 67036 | 2170 | 4x4 | LTE B66 | 20 | 66734 | 2139.8 | 4x4 | LTE B66 | 20 | 66536 | 2120 | 4x4 | LTE B13 | 10 | 5230 | 751 | 2x2 | - | - | - | - | - | - | - | - | - | - | 14.47 | 15.30 |
| CA_13A-[66C]-[66A] | LTE B66 | 20 | 132572 | 1770 | 16QAM | 1 | 0 | 67036 | 2170 | 4x4 | LTE B66 | 20 | 66838 | 2150.2 | 4x4 | LTE B66 | 20 | 66536 | 2120 | 4x4 | LTE B13 | 10 | 5230 | 751 | 2x2 | - | - | - | - | - | - | - | - | - | - | 14.48 | 15.30 |
| CA_29A-[30A]-[66A]-[66A] | LTE B66 | 20 | 132572 | 1770 | 16QAM | 1 | 0 | 67036 | 2170 | 4x4 | LTE B66 | 20 | 66536 | 2120 | 4x4 | LTE B29 | 10 | 9715 | 722.5 | 2x2 | LTE B30 | 10 | 9820 | 2355 | 4x4 | - | - | - | - | - | - | - | - | - | - | 14.47 | 15.30 |
| CA_46A-[48C]-[66A] | LTE B66 | 20 | 132572 | 1770 | 16QAM | 1 | 0 | 67036 | 2170 | 4x4 | LTE B46 | 20 | 50665 | 5537.5 | 2x2 | LTE B48 | 20 | 55990 | 3625 | 4x4 | LTE B48 | 20 | 56188 | 3644.8 | 4x4 | - | - | - | - | - | - | - | - | - | - | 15.10 | 15.30 |
| CA_46C-[48A]-[66A] | LTE B66 | 20 | 132572 | 1770 | 16QAM | 1 | 0 | 67036 | 2170 | 4x4 | LTE B46 | 20 | 50665 | 5537.5 | 2x2 | LTE B46 | 20 | 50467 | 5517.7 | 2x2 | LTE B48 | 20 | 55990 | 3625 | 4x4 | - | - | - | - | - | - | - | - | - | - | 15.07 | 15.30 |
| CA_46C-[66A]-[66A] | LTE B66 | 20 | 132572 | 1770 | 16QAM | 1 | 0 | 67036 | 2170 | 4x4 | LTE B66 | 20 | 66536 | 2120 | 4x4 | LTE B46 | 20 | 50665 | 5537.5 | 2x2 | LTE B46 | 20 | 50467 | 5517.7 | 2x2 | - | - | - | - | - | - | - | - | - | - | 14.89 | 15.30 |
| CA_[48A]-[48A]-[66A]-[66A] | LTE B66 | 20 | 132572 | 1770 | 16QAM | 1 | 0 | 67036 | 2170 | 4x4 | LTE B66 | 20 | 66536 | 2120 | 4x4 | LTE B48 | 20 | 55990 | 3625 | 4x4 | LTE B48 | 20 | 55340 | 3560 | 4x4 | - | - | - | - | - | - | - | - | - | - | 15.13 | 15.30 |
| CA_[48A]-[48C]-[66A] | LTE B66 | 20 | 132572 | 1770 | 16QAM | 1 | 0 | 67036 | 2170 | 4x4 | LTE B48 | 20 | 55990 | 3625 | 4x4 | LTE B48 | 20 | 55340 | 3560 | 4x4 | LTE B48 | 20 | 55538 | 3579.8 | 4x4 | - | - | - | - | - | - | - | - | - | - | 15.29 | 15.30 |
| CA_[48C]-[66A]-[66A] | LTE B66 | 20 | 132572 | 1770 | 16QAM | 1 | 0 | 67036 | 2170 | 4x4 | LTE B66 | 20 | 66536 | 2120 | 4x4 | LTE B48 | 20 | 55990 | 3625 | 4x4 | LTE B48 | 20 | 56188 | 3644.8 | 4x4 | - | - | - | - | - | - | - | - | - | - | 15.11 | 15.30 |
| CA_[2A]-[2A]-5A-[30A]-[66A] | LTE B66 | 20 | 132572 | 1770 | 16QAM | 1 | 0 | 67036 | 2170 | 4x4 | LTE B2 | 20 | 900 | 1960 | 4x4 | LTE B2 | 20 | 700 | 1940 | 4x4 | LTE B5 | 10 | 2525 | 881.5 | 2x2 | LTE B30 | 10 | 9820 | 2355 | 4x4 | - | - | - | - | - | 14.86 | 15.30 |
| CA_[2A]-[2A]-5A-[66A]-[66A] | LTE B66 | 20 | 132572 | 1770 | 16QAM | 1 | 0 | 67036 | 2170 | 4x4 | LTE B66 | 20 | 66536 | 2120 | 4x4 | LTE B2 | 20 | 900 | 1960 | 4x4 | LTE B2 | 20 | 700 | 1940 | 4x4 | LTE B5 | 10 | 2525 | 881.5 | 2x2 | - | - | - | - | - | 14.90 | 15.30 |
| CA_[2A]-[2A]-5A-[66B] | LTE B66 | 15 | 132322 | 1745 | 16QAM | 1 | 36 | 66786 | 2145 | 4x4 | LTE B66 | 5 | 66693 | 2135.7 | 4x4 | LTE B2 | 20 | 900 | 1960 | 4x4 | LTE B2 | 20 | 700 | 1940 | 4x4 | LTE B5 | 10 | 2525 | 881.5 | 2x2 | - | - | - | - | - | 14.99 | 15.30 |
| CA_[2A]-[2A]-5A-[66C] | LTE B66 | 20 | 132572 | 1770 | 16QAM | 1 | 0 | 67036 | 2170 | 4x4 | LTE B66 | 20 | 66838 | 2150.2 | 4x4 | LTE B2 | 20 | 900 | 1960 | 4x4 | LTE B2 | 20 | 700 | 1940 | 4x4 | LTE B5 | 10 | 2525 | 881.5 | 2x2 | - | - | - | - | - | 14.83 | 15.30 |
| CA_[2A]-[2A]-[7A]-12A-[66A] | LTE B66 | 20 | 132572 | 1770 | 16QAM | 1 | 0 | 67036 | 2170 | 4x4 | LTE B2 | 20 | 900 | 1960 | 4x4 | LTE B2 | 20 | 700 | 1940 | 4x4 | LTE B7 | 20 | 3100 | 2655 | 4x4 | LTE B12 | 10 | 5095 | 737.5 | 2x2 | - | - | - | - | - | 14.87 | 15.30 |
| CA_[2A]-[2A]-12A-[30A]-[66A] | LTE B66 | 20 | 132572 | 1770 | 16QAM | 1 | 0 | 67036 | 2170 | 4x4 | LTE B2 | 20 | 900 | 1960 | 4x4 | LTE B2 | 20 | 700 | 1940 | 4x4 | LTE B12 | 10 | 5095 | 737.5 | 2x2 | LTE B30 | 10 | 9820 | 2355 | 4x4 | - | - | - | - | - | 14.59 | 15.30 |
| CA_[2A]-[2A]-12A-[66A]-[66A] | LTE B66 | 20 | 132572 | 1770 | 16QAM | 1 | 0 | 67036 | 2170 | 4x4 | LTE B66 | 20 | 66536 | 2120 | 4x4 | LTE B2 | 20 | 900 | 1960 | 4x4 | LTE B2 | 20 | 700 | 1940 | 4x4 | LTE B12 | 10 | 5095 | 737.5 | 2x2 | - | - | - | - | - | 14.77 | 15.30 |
| CA_[2A]-[2A]-13A-[66A]-[66A] | LTE B66 | 20 | 132572 | 1770 | 16QAM | 1 | 0 | 67036 | 2170 | 4x4 | LTE B66 | 20 | 66536 | 2120 | 4x4 | LTE B2 | 20 | 900 | 1960 | 4x4 | LTE B2 | 20 | 700 | 1940 | 4x4 | LTE B13 | 10 | 5230 | 751 | 2x2 | - | - | - | - | - | 14.78 | 15.30 |
| CA_[2A]-[2A]-14A-[30A]-[66A] | LTE B66 | 20 | 132572 | 1770 | 16QAM | 1 | 0 | 67036 | 2170 | 4x4 | LTE B2 | 20 | 900 | 1960 | 4x4 | LTE B2 | 20 | 700 | 1940 | 4x4 | LTE B14 | 10 | 5330 | 763 | 2x2 | LTE B30 | 10 | 9820 | 2355 | 4x4 | - | - | - | - | - | 14.56 | 15.30 |
| CA_[2A]-[2A]-14A-[66A]-[66A] | LTE B66 | 20 | 132572 | 1770 | 16QAM | 1 | 0 | 67036 | 2170 | 4x4 | LTE B66 | 20 | 66536 | 2120 | 4x4 | LTE B2 | 20 | 900 | 1960 | 4x4 | LTE B2 | 20 | 700 | 1940 | 4x4 | LTE B14 | 10 | 5330 | 763 | 2x2 | - | - | - | - | - | 14.71 | 15.30 |
| CA_[2A]-5A-[30A]-[66A]-[66A] | LTE B66 | 20 | 132572 | 1770 | 16QAM | 1 | 0 | 67036 | 2170 | 4x4 | LTE B66 | 20 | 66536 | 2120 | 4x4 | LTE B2 | 20 | 900 | 1960 | 4x4 | LTE B5 | 10 | 2525 | 881.5 | 2x2 | LTE B30 | 10 | 9820 | 2355 | 4x4 | - | - | - | - | - | 14.83 | 15.30 |
| CA_[2A]-5B-[30A]-[66A] | LTE B66 | 20 | 132572 | 1770 | 16QAM | 1 | 0 | 67036 | 2170 | 4x4 | LTE B2 | 20 | 900 | 1960 | 4x4 | LTE B5 | 10 | 2525 | 881.5 | 2x2 | LTE B5 | 5 | 2453 | 874.3 | 2x2 | LTE B30 | 10 | 9820 | 2355 | 4x4 | - | - | - | - | - | 14.85 | 15.30 |
| CA_[2A]-5B-[66A]-[66A] | LTE B66 | 20 | 132572 | 1770 | 16QAM | 1 | 0 | 67036 | 2170 | 4x4 | LTE B66 | 20 | 66536 | 2120 | 4x4 | LTE B2 | 20 | 900 | 1960 | 4x4 | LTE B5 | 10 | 2525 | 881.5 | 2x2 | LTE B5 | 5 | 2453 | 874.3 | 2x2 | - | - | - | - | - | 14.87 | 15.30 |
| CA_[2A]-5B-[66B] | LTE B66 | 15 | 132322 | 1745 | 16QAM | 1 | 36 | 66786 | 2145 | 4x4 | LTE B66 | 5 | 66693 | 2135.7 | 4x4 | LTE B2 | 20 | 900 | 1960 | 4x4 | LTE B5 | 10 | 2525 | 881.5 | 2x2 | LTE B5 | 5 | 2453 | 874.3 | 2x2 | - | - | - | - | - | 15.10 | 15.30 |
| CA_[2A]-5B-[66C] | LTE B66 | 20 | 132572 | 1770 | 16QAM | 1 | 0 | 67036 | 2170 | 4x4 | LTE B66 | 20 | 66838 | 2150.2 | 4x4 | LTE B2 | 20 | 900 | 1960 | 4x4 | LTE B5 | 10 | 2525 | 881.5 | 2x2 | LTE B5 | 5 | 2453 | 874.3 | 2x2 | - | - | - | - | - | 14.84 | 15.30 |
| CA_[2A]-[7A]-[7A]-[66A]-[66A] | LTE B66 | 20 | 132572 | 1770 | 16QAM | 1 | 0 | 67036 | 2170 | 4x4 | LTE B66 | 20 | 66536 | 2120 | 4x4 | LTE B2 | 20 | 900 | 1960 | 4x4 | LTE B7 | 20 | 3100 | 2655 | 4x4 | LTE B7 | 20 | 2850 | 2630 | 4x4 | - | - | - | - | - | 14.88 | 15.30 |
| CA_[2A]-[7C]-[66A]-[66A] | LTE B66 | 20 | 132572 | 1770 | 16QAM | 1 | 0 | 67036 | 2170 | 4x4 | LTE B66 | 20 | 66536 | 2120 | 4x4 | LTE B2 | 20 | 900 | 1960 | 4x4 | LTE B7 | 20 | 3100 | 2655 | 4x4 | LTE B7 | 20 | 2902 | 2635.2 | 4x4 | - | - | - | - | - | 14.85 | 15.30 |
| CA_[2A]-12A-[30A]-[66A]-[66A] | LTE B66 | 20 | 132572 | 1770 | 16QAM | 1 | 0 | 67036 | 2170 | 4x4 | LTE B66 | 20 | 66536 | 2120 | 4x4 | LTE B2 | 20 | 900 | 1960 | 4x4 | LTE B12 | 10 | 5095 | 737.5 | 2x2 | LTE B30 | 10 | 9820 | 2355 | 4x4 | - | - | - | - | - | 14.84 | 15.30 |
| CA_[2A]-14A-[30A]-[66A]-[66A] | LTE B66 | 20 | 132572 | 1770 | 16QAM | 1 | 0 | 67036 | 2170 | 4x4 | LTE B66 | 20 | 66536 | 2120 | 4x4 | LTE B2 | 20 | 900 | 1960 | 4x4 | LTE B14 | 10 | 5330 | 763 | 2x2 | LTE B30 | 10 | 9820 | 2355 | 4x4 | - | - | - | - | - | 14.73 | 15.30 |
| CA_[2A]-46A-46C-[66A] | LTE B66 | 20 | 132572 | 1770 | 16QAM | 1 | 0 | 67036 | 2170 | 4x4 | LTE B2 | 20 | 900 | 1960 | 4x4 | LTE B46 | 20 | 50665 | 5537.5 | 2x2 | LTE B46 | 20 | 50467 | 5517.7 | 2x2 | LTE B46 | 20 | 53540 | 5825 | 2x2 | - | - | - | - | - | 14.66 | 15.30 |
| CA_[2A]-46A-[48C]-[66A] | LTE B66 | 20 | 132572 | 1770 | 16QAM | 1 | 0 | 67036 | 2170 | 4x4 | LTE B2 | 20 | 900 | 1960 | 4x4 | LTE B46 | 20 | 50665 | 5537.5 | 2x2 | LTE B48 | 20 | 55990 | 3625 | 4x4 | LTE B48 | 20 | 56188 | 3644.8 | 4x4 | - | - | - | - | - | 14.40 | 15.30 |
| CA_[2A]-46C-[48A]-[66A] | LTE B66 | 20 | 132572 | 1770 | 16QAM | 1 | 0 | 67036 | 2170 | 4x4 | LTE B2 | 20 | 900 | 1960 | 4x4 | LTE B46 | 20 | 50665 | 5537.5 | 2x2 | LTE B46 | 20 | 50467 | 5517.7 | 2x2 | LTE B48 | 20 | 55990 | 3625 | 4x4 | - | - | - | - | - | 15.19 | 15.30 |
| CA_[2A]-[48D]-[66A] | LTE B66 | 20 | 132572 | 1770 | 16QAM | 1 | 0 | 67036 | 2170 | 4x4 | LTE B2 | 20 | 900 | 1960 | 4x4 | LTE B48 | 20 | 55990 | 3625 | 4x4 | LTE B48 | 20 | 56188 | 3644.8 | 4x4 | LTE B48 | 20 | 56386 | 3664.6 | 4x4 | - | - | - | - | - | 15.26 | 15.30 |
| CA_5A-[7C]-[66A]-[66A] | LTE B66 | 20 | 132572 | 1770 | 16QAM | 1 | 0 | 67036 | 2170 | 4x4 | LTE B66 | 20 | 66536 | 2120 | 4x4 | LTE B5 | 10 | 2525 | 881.5 | 2x2 | LTE B7 | 20 | 3100 | 2655 | 4x4 | LTE B7 | 20 | 2902 | 2635.2 | 4x4 | - | - | - | - | - | 14.86 | 15.30 |
| CA_5A-46D-[66A] | LTE B66 | 20 | 132572 | 1770 | 16QAM | 1 | 0 | 67036 | 2170 | 4x4 | LTE B5 | 10 | 2525 | 881.5 | 2x2 | LTE B46 | 20 | 50665 | 5537.5 | 2x2 | LTE B46 | 20 | 50467 | 5517.7 | 2x2 | LTE B46 | 20 | 50863 | 5557.3 | 2x2 | - | - | - | - | - | 15.11 | 15.30 |
| CA_5B-[30A]-[66A]-[66A] | LTE B66 | 20 | 132572 | 1770 | 16QAM | 1 | 0 | 67036 | 2170 | 4x4 | LTE B66 | 20 | 66536 | 2120 | 4x4 | LTE B5 | 10 | 2525 | 881.5 | 2x2 | LTE B5 | 5 | 2453 | 874.3 | 2x2 | LTE B30 | 10 | 9820 | 2355 | 4x4 | - | - | - | - | - | 14.82 | 15.30 |
| CA_13A-46D-[66A] | LTE B66 | 20 | 132572 | 1770 | 16QAM | 1 | 0 | 67036 | 2170 | 4x4 | LTE B13 | 10 | 5230 | 751 | 2x2 | LTE B46 | 20 | 50665 | 5537.5 | 2x2 | LTE B46 | 20 | 50467 | 5517.7 | 2x2 | LTE B46 | 20 | 50863 | 5557.3 | 2x2 | - | - | - | - | - | 15.08 | 15.30 |
| CA_13A-[48D]-[66A] | LTE B66 | 20 | 132572 | 1770 | 16QAM | 1 | 0 | 67036 | 2170 | 4x4 | LTE B13 | 10 | 5230 | 751 | 2x2 | LTE B48 | 20 | 55990 | 3625 | 4x4 | LTE B48 | 20 | 56188 | 3644.8 | 4x4 | LTE B48 | 20 | 56386 | 3664.6 | 4x4 | - | - | - | - | - | 14.75 | 15.30 |
| CA_46D-[66A]-[66A] | LTE B66 | 20 | 132572 | 1770 | 16QAM | 1 | 0 | 67036 | 2170 | 4x4 | LTE B66 | 20 | 66536 | 2120 | 4x4 | LTE B46 | 20 | 50665 | 5537.5 | 2x2 | LTE B46 | 20 | 50467 | 5517.7 | 2x2 | LTE B46 | 20 | 50863 | 5557.3 | 2x2 | - | - | - | - | - | 15.08 | 15.30 |
| CA_[48E]-[66A] | LTE B66 | 20 | 132572 | 1770 | 16QAM | 1 | 0 | 67036 | 2170 | 4x4 | LTE B48 | 20 | 55990 | 3625 | 4x4 | LTE B48 | 20 | 56188 | 3644.8 | 4x4 | LTE B48 | 20 | 56386 | 3664.6 | 4x4 | LTE B48 | 20 | 56584 | 3684.4 | 4x4 | - | - | - | - | - | 14.79 | 15.30 |
| CA_[2A]-46A-[48D]-[66A] | LTE B66 | 20 | 132572 | 1770 | 16QAM | 1 | 0 | 67036 | 2170 | 4x4 | LTE B2 | 20 | 900 | 1960 | 4x4 | LTE B46 | 20 | 50665 | 5537.5 | 2x2 | LTE B48 | 20 | 55990 | 3625 | 4x4 | LTE B48 | 20 | 56188 | 3644.8 | 4x4 | LTE B48 | 20 | 56386 | 3664.6 | 4x4 | 14.78 | 15.30 |
| CA_[2A]-46C-[48C]-[66A] | LTE B66 | 20 | 132572 | 1770 | 16QAM | 1 | 0 | 67036 | 2170 | 4x4 | LTE B2 | 20 | 900 | 1960 | 4x4 | LTE B46 | 20 | 50665 | 5537.5 | 2x2 | LTE B46 | 20 | 50467 | 5517.7 | 2x2 | LTE B48 | 20 | 55990 | 3625 | 4x4 | LTE B48 | 20 | 56188 | 3644.8 | 4x4 | 14.50 | 15.30 |
| CA_[2A]-46D-[48A]-[66A] | LTE B66 | 20 | 132572 | 1770 | 16QAM | 1 | 0 | 67036 | 2170 | 4x4 | LTE B2 | 20 | 900 | 1960 | 4x4 | LTE B46 | 20 | 50665 | 5537.5 | 2x2 | LTE B46 | 20 | 50467 | 5517.7 | 2x2 | LTE B46 | 20 | 50863 | 5557.3 | 2x2 | LTE B48 | 20 | 55990 | 3625 | 4x4 | 14.97 | 15.30 |
| CA_[2A]-46E-[66A] | LTE B66 | 20 | 132572 | 1770 | 16QAM | 1 | 0 | 67036 | 2170 | 4x4 | LTE B2 | 20 | 900 | 1960 | 4x4 | LTE B46 | 20 | 50665 | 5537.5 | 2x2 | LTE B46 | 20 | 50467 | 5517.7 | 2x2 | LTE B46 | 20 | 50863 | 5557.3 | 2x2 | LTE B46 | 20 | 50269 | 5497.9 | 2x2 | 14.58 | 15.30 |

## F.4.9 LTE Band 25 as PCC

### Table F-24
### Maximum Output Powers – Ant 4

| | PCC | | | | | | | | | | SCC 1 | | | | | SCC 2 | | | | | SCC 3 | | | | | SCC 4 | | | | | Power | |
|---|---|---|---|---|---|---|---|---|---|---|---|---|---|---|---|---|---|---|---|---|---|---|---|---|---|---|---|---|---|---|---|---|
| Combination | PCC Band | PCC BW [MHz] | PCC (UL) Ch. | PCC (UL) Freq. [MHz] | Mod. | PCC UL# RB | PCC UL RB Offset | PCC (DL) Ch. | PCC (DL) Freq. [MHz] | DL Ant. Config. | SCC Band | SCC BW [MHz] | SCC (DL) Ch. | SCC (DL) Freq. [MHz] | DL Ant. Config. | SCC Band | SCC BW [MHz] | SCC (DL) Ch. | SCC (DL) Freq. [MHz] | DL Ant. Config. | SCC Band | SCC BW [MHz] | SCC (DL) Ch. | SCC (DL) Freq. [MHz] | DL Ant. Config. | SCC Band | SCC BW [MHz] | SCC (DL) Ch. | SCC (DL) Freq. [MHz] | DL Ant. Config. | LTE Tx.Power with DL CA Enabled (dBm) | LTE Single Carrier Tx Power (dBm) |
| CA_5A-[25A] | LTE B25 | 20 | 26365 | 1882.5 | 16QAM | 1 | 50 | 8365 | 1962.5 | 4x4 | LTE B5 | 10 | 2525 | 881.5 | 2x2 | - | - | - | - | - | - | - | - | - | - | - | - | - | - | - | 14.14 | 14.49 |
| CA_12A-[25A] | LTE B25 | 20 | 26365 | 1882.5 | 16QAM | 1 | 50 | 8365 | 1962.5 | 4x4 | LTE B12 | 10 | 5095 | 737.5 | 2x2 | - | - | - | - | - | - | - | - | - | - | - | - | - | - | - | 14.13 | 14.49 |
| CA_[25A]-26A | LTE B25 | 20 | 26365 | 1882.5 | 16QAM | 1 | 50 | 8365 | 1962.5 | 4x4 | LTE B26 | 10 | 8865 | 876.5 | 2x2 | - | - | - | - | - | - | - | - | - | - | - | - | - | - | - | 14.15 | 14.49 |
| CA_[25A]-[41A] | LTE B25 | 20 | 26365 | 1882.5 | 16QAM | 1 | 50 | 8365 | 1962.5 | 4x4 | LTE B41 | 20 | 40620 | 2593 | 4x4 | - | - | - | - | - | - | - | - | - | - | - | - | - | - | - | 14.56 | 14.49 |
| CA_[25A]-46A | LTE B25 | 20 | 26365 | 1882.5 | 16QAM | 1 | 50 | 8365 | 1962.5 | 4x4 | LTE B46 | 20 | 50665 | 5537.5 | 2x2 | - | - | - | - | - | - | - | - | - | - | - | - | - | - | - | 14.46 | 14.49 |
| CA_[25A]-[25A]-26A | LTE B25 | 20 | 26365 | 1882.5 | 16QAM | 1 | 50 | 8365 | 1962.5 | 4x4 | LTE B25 | 20 | 8140 | 1940 | 4x4 | LTE B26 | 5 | 8865 | 876.5 | 2x2 | - | - | - | - | - | - | - | - | - | - | 14.32 | 14.49 |
| CA_[25A]-[25A]-[41A] | LTE B25 | 20 | 26365 | 1882.5 | 16QAM | 1 | 50 | 8365 | 1962.5 | 4x4 | LTE B25 | 20 | 8140 | 1940 | 4x4 | LTE B41 | 20 | 40620 | 2593 | 4x4 | - | - | - | - | - | - | - | - | - | - | 14.64 | 14.49 |
| CA_[25A]-[41C] | LTE B25 | 20 | 26365 | 1882.5 | 16QAM | 1 | 50 | 8365 | 1962.5 | 4x4 | LTE B41 | 20 | 40620 | 2593 | 4x4 | LTE B41 | 20 | 40422 | 2573.2 | 4x4 | - | - | - | - | - | - | - | - | - | - | 14.65 | 14.49 |
| CA_[25A]-46C | LTE B25 | 20 | 26365 | 1882.5 | 16QAM | 1 | 50 | 8365 | 1962.5 | 4x4 | LTE B46 | 20 | 50665 | 5537.5 | 2x2 | LTE B46 | 20 | 50467 | 5517.7 | 2x2 | - | - | - | - | - | - | - | - | - | - | 14.60 | 14.49 |
| CA_[25A]-[25A]-[41C] | LTE B25 | 20 | 26365 | 1882.5 | 16QAM | 1 | 50 | 8365 | 1962.5 | 4x4 | LTE B25 | 20 | 8590 | 1985 | 4x4 | LTE B41 | 20 | 40620 | 2593 | 4x4 | LTE B41 | 20 | 40422 | 2573.2 | 4x4 | - | - | - | - | - | 14.35 | 14.49 |
| CA_[25A]-46D | LTE B25 | 20 | 26365 | 1882.5 | 16QAM | 1 | 50 | 8365 | 1962.5 | 4x4 | LTE B46 | 20 | 50665 | 5537.5 | 2x2 | LTE B46 | 20 | 50467 | 5517.7 | 2x2 | LTE B46 | 20 | 50863 | 5557.3 | 2x2 | - | - | - | - | - | 14.30 | 14.49 |
| CA_[25A]-[25A]-[41D] | LTE B25 | 20 | 26365 | 1882.5 | 16QAM | 1 | 50 | 8365 | 1962.5 | 4x4 | LTE B25 | 20 | 8590 | 1985 | 4x4 | LTE B41 | 20 | 40422 | 2573.2 | 4x4 | LTE B41 | 20 | 40620 | 2593 | 4x4 | LTE B41 | 20 | 40818 | 2612.8 | 4x4 | 14.54 | 14.49 |



© 2022 PCTEST

## F.4.10 LTE Band 30 as PCC

### Table F-25
### Maximum Output Powers – Ant 4

| | PCC | | | | | | | | | | SCC 1 | | | | | SCC 2 | | | | | SCC 3 | | | | | SCC 4 | | | | | Power | |
|---|---|---|---|---|---|---|---|---|---|---|---|---|---|---|---|---|---|---|---|---|---|---|---|---|---|---|---|---|---|---|---|---|
| Combination | PCC Band | PCC BW [MHz] | PCC (UL) Ch. | PCC (UL) Freq. [MHz] | Mod. | PCC UL# RB | PCC UL RB Offset | PCC (DL) Ch. | PCC (DL) Freq. [MHz] | DL Ant. Config. | SCC Band | SCC BW [MHz] | SCC (DL) Ch. | SCC (DL) Freq. [MHz] | DL Ant. Config. | SCC Band | SCC BW [MHz] | SCC (DL) Ch. | SCC (DL) Freq. [MHz] | DL Ant. Config. | SCC Band | SCC BW [MHz] | SCC (DL) Ch. | SCC (DL) Freq. [MHz] | DL Ant. Config. | SCC Band | SCC BW [MHz] | SCC (DL) Ch. | SCC (DL) Freq. [MHz] | DL Ant. Config. | LTE Tx.Power with DL CA Enabled (dBm) | LTE Single Carrier Tx Power (dBm) |
| CA_[2C]-[30A] | LTE B30 | 5 | 27710 | 2310 | 64QAM | 1 | 12 | 9820 | 2355 | 4x4 | LTE B2 | 20 | 900 | 1960 | 4x4 | LTE B2 | 20 | 702 | 1940.2 | 4x4 | - | - | - | - | - | - | - | - | - | - | 13.67 | 13.74 |
| CA_[2A]-[2A]-29A-[30A] | LTE B30 | 5 | 27710 | 2310 | 64QAM | 1 | 12 | 9820 | 2355 | 4x4 | LTE B2 | 20 | 900 | 1960 | 4x4 | LTE B2 | 20 | 700 | 1940 | 4x4 | LTE B29 | 10 | 9715 | 722.5 | 2x2 | - | - | - | - | - | 13.60 | 13.74 |
| CA_[2A]-[4A]-5A-[30A] | LTE B30 | 5 | 27710 | 2310 | 64QAM | 1 | 12 | 9820 | 2355 | 4x4 | LTE B2 | 20 | 900 | 1960 | 4x4 | LTE B4 | 20 | 2175 | 2132.5 | 4x4 | LTE B5 | 10 | 2525 | 881.5 | 2x2 | - | - | - | - | - | 13.57 | 13.74 |
| CA_[2A]-[4A]-12A-[30A] | LTE B30 | 5 | 27710 | 2310 | 64QAM | 1 | 12 | 9820 | 2355 | 4x4 | LTE B2 | 20 | 900 | 1960 | 4x4 | LTE B4 | 20 | 2175 | 2132.5 | 4x4 | LTE B12 | 10 | 5095 | 737.5 | 2x2 | - | - | - | - | - | 13.54 | 13.74 |
| CA_[2A]-[4A]-29A-[30A] | LTE B30 | 5 | 27710 | 2310 | 64QAM | 1 | 12 | 9820 | 2355 | 4x4 | LTE B2 | 20 | 900 | 1960 | 4x4 | LTE B4 | 20 | 2175 | 2132.5 | 4x4 | LTE B29 | 10 | 9715 | 722.5 | 2x2 | - | - | - | - | - | 13.55 | 13.74 |
| CA_[2A]-29A-[30A]-[66A] | LTE B30 | 5 | 27710 | 2310 | 64QAM | 1 | 12 | 9820 | 2355 | 4x4 | LTE B2 | 20 | 900 | 1960 | 4x4 | LTE B29 | 10 | 9715 | 722.5 | 2x2 | LTE B66 | 20 | 66786 | 2145 | 4x4 | - | - | - | - | - | 13.58 | 13.74 |
| CA_[4A]-[4A]-5A-[30A] | LTE B30 | 5 | 27710 | 2310 | 64QAM | 1 | 12 | 9820 | 2355 | 4x4 | LTE B4 | 20 | 2175 | 2132.5 | 4x4 | LTE B4 | 10 | 2350 | 2150 | 4x4 | LTE B5 | 10 | 2525 | 881.5 | 2x2 | - | - | - | - | - | 13.57 | 13.74 |
| CA_[4A]-[4A]-12A-[30A] | LTE B30 | 5 | 27710 | 2310 | 64QAM | 1 | 12 | 9820 | 2355 | 4x4 | LTE B4 | 20 | 2175 | 2132.5 | 4x4 | LTE B4 | 10 | 2350 | 2150 | 4x4 | LTE B12 | 10 | 5095 | 737.5 | 2x2 | - | - | - | - | - | 13.62 | 13.74 |
| CA_29A-[30A]-[66A]-[66A] | LTE B30 | 5 | 27710 | 2310 | 64QAM | 1 | 12 | 9820 | 2355 | 4x4 | LTE B29 | 10 | 9715 | 722.5 | 2x2 | LTE B66 | 20 | 66786 | 2145 | 4x4 | LTE B66 | 20 | 67236 | 2190 | 4x4 | - | - | - | - | - | 13.62 | 13.74 |
| CA_[2A]-[2A]-5A-[30A]-[66A] | LTE B30 | 5 | 27710 | 2310 | 64QAM | 1 | 12 | 9820 | 2355 | 4x4 | LTE B2 | 20 | 900 | 1960 | 4x4 | LTE B2 | 20 | 700 | 1940 | 4x4 | LTE B5 | 10 | 2525 | 881.5 | 2x2 | LTE B66 | 20 | 66786 | 2145 | 4x4 | 13.47 | 13.74 |
| CA_[2A]-[2A]-12A-[30A]-[66A] | LTE B30 | 5 | 27710 | 2310 | 64QAM | 1 | 12 | 9820 | 2355 | 4x4 | LTE B2 | 20 | 900 | 1960 | 4x4 | LTE B2 | 20 | 700 | 1940 | 4x4 | LTE B12 | 10 | 5095 | 737.5 | 2x2 | LTE B66 | 20 | 66786 | 2145 | 4x4 | 13.48 | 13.74 |
| CA_[2A]-[2A]-14A-[30A]-[66A] | LTE B30 | 5 | 27710 | 2310 | 64QAM | 1 | 12 | 9820 | 2355 | 4x4 | LTE B2 | 20 | 900 | 1960 | 4x4 | LTE B2 | 20 | 700 | 1940 | 4x4 | LTE B14 | 10 | 5330 | 763 | 2x2 | LTE B66 | 20 | 66786 | 2145 | 4x4 | 13.44 | 13.74 |
| CA_[2A]-5A-[30A]-[66A]-[66A] | LTE B30 | 5 | 27710 | 2310 | 64QAM | 1 | 12 | 9820 | 2355 | 4x4 | LTE B2 | 20 | 900 | 1960 | 4x4 | LTE B5 | 10 | 2525 | 881.5 | 2x2 | LTE B66 | 20 | 66786 | 2145 | 4x4 | LTE B66 | 20 | 67236 | 2190 | 4x4 | 13.46 | 13.74 |
| CA_[2A]-5B-[30A]-[66A] | LTE B30 | 5 | 27710 | 2310 | 64QAM | 1 | 12 | 9820 | 2355 | 4x4 | LTE B2 | 20 | 900 | 1960 | 4x4 | LTE B5 | 10 | 2525 | 881.5 | 2x2 | LTE B5 | 5 | 2453 | 874.3 | 2x2 | LTE B66 | 20 | 66786 | 2145 | 4x4 | 13.19 | 13.74 |
| CA_[2A]-12A-[30A]-[66A]-[66A] | LTE B30 | 5 | 27710 | 2310 | 64QAM | 1 | 12 | 9820 | 2355 | 4x4 | LTE B2 | 20 | 900 | 1960 | 4x4 | LTE B12 | 10 | 5095 | 737.5 | 2x2 | LTE B66 | 20 | 66786 | 2145 | 4x4 | LTE B66 | 20 | 67236 | 2190 | 4x4 | 13.48 | 13.74 |
| CA_[2A]-14A-[30A]-[66A]-[66A] | LTE B30 | 5 | 27710 | 2310 | 64QAM | 1 | 12 | 9820 | 2355 | 4x4 | LTE B2 | 20 | 900 | 1960 | 4x4 | LTE B14 | 10 | 5330 | 763 | 2x2 | LTE B66 | 20 | 66786 | 2145 | 4x4 | LTE B66 | 20 | 67236 | 2190 | 4x4 | 13.45 | 13.74 |
| CA_5B-[30A]-[66A]-[66A] | LTE B30 | 5 | 27710 | 2310 | 64QAM | 1 | 12 | 9820 | 2355 | 4x4 | LTE B5 | 10 | 2525 | 881.5 | 2x2 | LTE B5 | 5 | 2453 | 874.3 | 2x2 | LTE B66 | 20 | 66786 | 2145 | 4x4 | LTE B66 | 20 | 67236 | 2190 | 4x4 | 13.52 | 13.74 |

## F.4.11 LTE Band 7 as PCC

### Table F-26
### Maximum Output Powers – Ant 4

| | PCC | | | | | | | | | | SCC 1 | | | | | SCC 2 | | | | | SCC 3 | | | | | SCC 4 | | | | | Power | |
|---|---|---|---|---|---|---|---|---|---|---|---|---|---|---|---|---|---|---|---|---|---|---|---|---|---|---|---|---|---|---|---|---|
| Combination | PCC Band | PCC BW [MHz] | PCC (UL) Ch. | PCC (UL) Freq. [MHz] | Mod. | PCC UL# RB | PCC UL RB Offset | PCC (DL) Ch. | PCC (DL) Freq. [MHz] | DL Ant. Config. | SCC Band | SCC BW [MHz] | SCC (DL) Ch. | SCC (DL) Freq. [MHz] | DL Ant. Config. | SCC Band | SCC BW [MHz] | SCC (DL) Ch. | SCC (DL) Freq. [MHz] | DL Ant. Config. | SCC Band | SCC BW [MHz] | SCC (DL) Ch. | SCC (DL) Freq. [MHz] | DL Ant. Config. | SCC Band | SCC BW [MHz] | SCC (DL) Ch. | SCC (DL) Freq. [MHz] | DL Ant. Config. | LTE Tx.Power with DL CA Enabled (dBm) | LTE Single Carrier Tx Power (dBm) |
| CA_5A-[7A] | LTE B7 | 20 | 21100 | 2535 | 16QAM | 1 | 50 | 3100 | 2655 | 4x4 | LTE B5 | 10 | 2525 | 881.5 | 2x2 | - | - | - | - | - | - | - | - | - | - | - | - | - | - | - | 13.43 | 13.55 |
| CA_[7A]-26A | LTE B7 | 20 | 21100 | 2535 | 16QAM | 1 | 50 | 3100 | 2655 | 4x4 | LTE B26 | 10 | 8865 | 876.5 | 2x2 | - | - | - | - | - | - | - | - | - | - | - | - | - | - | - | 13.30 | 13.55 |
| CA_[7A]-29A | LTE B7 | 20 | 21100 | 2535 | 16QAM | 1 | 50 | 3100 | 2655 | 4x4 | LTE B29 | 10 | 9715 | 722.5 | 2x2 | - | - | - | - | - | - | - | - | - | - | - | - | - | - | - | 13.49 | 13.55 |
| CA_[7A]-46A (1) | LTE B7 | 20 | 21100 | 2535 | 16QAM | 1 | 50 | 3100 | 2655 | 4x4 | LTE B46 | 20 | 50665 | 5537.5 | 2x2 | - | - | - | - | - | - | - | - | - | - | - | - | - | - | - | 13.24 | 13.55 |
| CA_[7B] | LTE B7 | 15 | 20825 | 2507.5 | 64QAM | 1 | 36 | 2825 | 2627.5 | 4x4 | LTE B7 | 5 | 2918 | 2636.8 | 4x4 | - | - | - | - | - | - | - | - | - | - | - | - | - | - | - | 12.86 | 13.47 |
| CA_[2A]-5A-[7A] | LTE B7 | 20 | 21100 | 2535 | 16QAM | 1 | 50 | 3100 | 2655 | 4x4 | LTE B2 | 20 | 900 | 1960 | 4x4 | LTE B5 | 10 | 2525 | 881.5 | 2x2 | - | - | - | - | - | - | - | - | - | - | 12.72 | 13.55 |
| CA_[4A]-[4A]-[7A] (1) | LTE B7 | 20 | 21100 | 2535 | 16QAM | 1 | 50 | 3100 | 2655 | 4x4 | LTE B4 | 20 | 2175 | 2132.5 | 4x4 | LTE B4 | 10 | 2350 | 2150 | 4x4 | - | - | - | - | - | - | - | - | - | - | 13.27 | 13.55 |
| CA_5A-[7A]-[7A] | LTE B7 | 20 | 21100 | 2535 | 16QAM | 1 | 50 | 3100 | 2655 | 4x4 | LTE B7 | 20 | 2850 | 2630 | 4x4 | LTE B5 | 10 | 2525 | 881.5 | 2x2 | - | - | - | - | - | - | - | - | - | - | 12.75 | 13.55 |
| CA_[7A]-[7A]-26A | LTE B7 | 20 | 21100 | 2535 | 16QAM | 1 | 50 | 3100 | 2655 | 4x4 | LTE B7 | 20 | 2850 | 2630 | 4x4 | LTE B26 | 5 | 8865 | 876.5 | 2x2 | - | - | - | - | - | - | - | - | - | - | 12.76 | 13.55 |
| CA_[7A]-46C (1) | LTE B7 | 20 | 21100 | 2535 | 16QAM | 1 | 50 | 3100 | 2655 | 4x4 | LTE B46 | 20 | 50665 | 5537.5 | 2x2 | LTE B46 | 20 | 50467 | 5517.7 | 2x2 | - | - | - | - | - | - | - | - | - | - | 13.11 | 13.55 |
| CA_[7C]-46A | LTE B7 | 20 | 21100 | 2535 | 16QAM | 1 | 50 | 3100 | 2655 | 4x4 | LTE B7 | 20 | 2902 | 2635.2 | 4x4 | LTE B46 | 20 | 50665 | 5537.5 | 2x2 | - | - | - | - | - | - | - | - | - | - | 13.22 | 13.55 |
| CA_[2A]-[4A]-[7A]-[7A] | LTE B7 | 20 | 21100 | 2535 | 16QAM | 1 | 50 | 3100 | 2655 | 4x4 | LTE B7 | 20 | 2850 | 2630 | 4x4 | LTE B2 | 20 | 900 | 1960 | 4x4 | LTE B4 | 20 | 2175 | 2132.5 | 4x4 | - | - | - | - | - | 13.15 | 13.55 |
| CA_[2A]-[4A]-[7A]-12A | LTE B7 | 20 | 21100 | 2535 | 16QAM | 1 | 50 | 3100 | 2655 | 4x4 | LTE B2 | 20 | 900 | 1960 | 4x4 | LTE B4 | 20 | 2175 | 2132.5 | 4x4 | LTE B12 | 10 | 5095 | 737.5 | 2x2 | - | - | - | - | - | 13.10 | 13.55 |
| CA_[2A]-[4A]-[7C] | LTE B7 | 20 | 21100 | 2535 | 16QAM | 1 | 50 | 3100 | 2655 | 4x4 | LTE B7 | 20 | 2902 | 2635.2 | 4x4 | LTE B2 | 20 | 900 | 1960 | 4x4 | LTE B4 | 20 | 2175 | 2132.5 | 4x4 | - | - | - | - | - | 13.20 | 13.55 |
| CA_[2A]-5A-[7A]-[7A] | LTE B7 | 20 | 21100 | 2535 | 16QAM | 1 | 50 | 3100 | 2655 | 4x4 | LTE B7 | 20 | 2850 | 2630 | 4x4 | LTE B2 | 20 | 900 | 1960 | 4x4 | LTE B5 | 10 | 2525 | 881.5 | 2x2 | - | - | - | - | - | 13.16 | 13.55 |
| CA_[2A]-5A-[7C] | LTE B7 | 20 | 21100 | 2535 | 16QAM | 1 | 50 | 3100 | 2655 | 4x4 | LTE B7 | 20 | 2902 | 2635.2 | 4x4 | LTE B2 | 20 | 900 | 1960 | 4x4 | LTE B5 | 10 | 2525 | 881.5 | 2x2 | - | - | - | - | - | 13.00 | 13.55 |
| CA_[2A]-[7A]-[7A]-13A | LTE B7 | 20 | 21100 | 2535 | 16QAM | 1 | 50 | 3100 | 2655 | 4x4 | LTE B7 | 20 | 2850 | 2630 | 4x4 | LTE B2 | 20 | 900 | 1960 | 4x4 | LTE B13 | 10 | 5230 | 751 | 2x2 | - | - | - | - | - | 13.15 | 13.55 |
| CA_[2A]-[7C]-13A | LTE B7 | 20 | 21100 | 2535 | 16QAM | 1 | 50 | 3100 | 2655 | 4x4 | LTE B7 | 20 | 2902 | 2635.2 | 4x4 | LTE B2 | 20 | 900 | 1960 | 4x4 | LTE B13 | 10 | 5230 | 751 | 2x2 | - | - | - | - | - | 13.17 | 13.55 |
| CA_[2A]-[7C]-66A | LTE B7 | 20 | 21100 | 2535 | 16QAM | 1 | 50 | 3100 | 2655 | 4x4 | LTE B7 | 20 | 2902 | 2635.2 | 4x4 | LTE B2 | 20 | 900 | 1960 | 4x4 | LTE B66 | 20 | 66786 | 2145 | 4x4 | - | - | - | - | - | 13.09 | 13.55 |
| CA_5A-[7A]-[66A]-[66A] | LTE B7 | 20 | 21100 | 2535 | 16QAM | 1 | 50 | 3100 | 2655 | 4x4 | LTE B5 | 10 | 2525 | 881.5 | 2x2 | LTE B66 | 20 | 66786 | 2145 | 4x4 | LTE B66 | 20 | 67236 | 2190 | 4x4 | - | - | - | - | - | 13.17 | 13.55 |
| CA_[7A]-46D (1) | LTE B7 | 20 | 21100 | 2535 | 16QAM | 1 | 50 | 3100 | 2655 | 4x4 | LTE B46 | 20 | 50665 | 5537.5 | 2x2 | LTE B46 | 20 | 50467 | 5517.7 | 2x2 | LTE B46 | 20 | 50863 | 5557.3 | 2x2 | - | - | - | - | - | 12.96 | 13.55 |
| CA_[7C]-46C | LTE B7 | 20 | 21100 | 2535 | 16QAM | 1 | 50 | 3100 | 2655 | 4x4 | LTE B7 | 20 | 2902 | 2635.2 | 4x4 | LTE B46 | 20 | 50665 | 5537.5 | 2x2 | LTE B46 | 20 | 50467 | 5517.7 | 2x2 | - | - | - | - | - | 13.23 | 13.55 |
| CA_[2A]-[2A]-[7A]-12A-[66A] | LTE B7 | 20 | 21100 | 2535 | 16QAM | 1 | 50 | 3100 | 2655 | 4x4 | LTE B2 | 20 | 900 | 1960 | 4x4 | LTE B2 | 20 | 700 | 1940 | 4x4 | LTE B12 | 10 | 5095 | 737.5 | 2x2 | LTE B66 | 20 | 66786 | 2145 | 4x4 | 12.93 | 13.55 |
| CA_[2A]-[7A]-[7A]-[66A]-[66A] | LTE B7 | 20 | 21100 | 2535 | 16QAM | 1 | 50 | 3100 | 2655 | 4x4 | LTE B7 | 20 | 2850 | 2630 | 4x4 | LTE B2 | 20 | 900 | 1960 | 4x4 | LTE B66 | 20 | 66786 | 2145 | 4x4 | LTE B66 | 20 | 67236 | 2190 | 4x4 | 13.25 | 13.55 |
| CA_[2A]-[7C]-[66A]-[66A] | LTE B7 | 20 | 21100 | 2535 | 16QAM | 1 | 50 | 3100 | 2655 | 4x4 | LTE B7 | 20 | 2902 | 2635.2 | 4x4 | LTE B2 | 20 | 900 | 1960 | 4x4 | LTE B66 | 20 | 66786 | 2145 | 4x4 | LTE B66 | 20 | 67236 | 2190 | 4x4 | 13.21 | 13.55 |
| CA_5A-[7C]-[66A]-[66A] | LTE B7 | 20 | 21100 | 2535 | 16QAM | 1 | 50 | 3100 | 2655 | 4x4 | LTE B7 | 20 | 2902 | 2635.2 | 4x4 | LTE B5 | 10 | 2525 | 881.5 | 2x2 | LTE B66 | 20 | 66786 | 2145 | 4x4 | LTE B66 | 20 | 67236 | 2190 | 4x4 | 12.90 | 13.55 |
| CA_[7A]-46E | LTE B7 | 20 | 21100 | 2535 | 16QAM | 1 | 50 | 3100 | 2655 | 4x4 | LTE B46 | 20 | 50665 | 5537.5 | 2x2 | LTE B46 | 20 | 50467 | 5517.7 | 2x2 | LTE B46 | 20 | 50863 | 5557.3 | 2x2 | LTE B46 | 20 | 51061 | 5577.1 | 2x2 | 13.29 | 13.55 |
| CA_[7C]-46D | LTE B7 | 20 | 21100 | 2535 | 16QAM | 1 | 50 | 3100 | 2655 | 4x4 | LTE B7 | 20 | 2902 | 2635.2 | 4x4 | LTE B46 | 20 | 50665 | 5537.5 | 2x2 | LTE B46 | 20 | 50467 | 5517.7 | 2x2 | LTE B46 | 20 | 50863 | 5557.3 | 2x2 | 12.93 | 13.55 |

## F.4.12 LTE Band 41 as PCC

### Table F-27
### Maximum Output Powers – Ant 4

| | PCC | | | | | | | | | | SCC 1 | | | | | SCC 2 | | | | | SCC 3 | | | | | SCC 4 | | | | | Power | |
|---|---|---|---|---|---|---|---|---|---|---|---|---|---|---|---|---|---|---|---|---|---|---|---|---|---|---|---|---|---|---|---|---|
| Combination | PCC Band | PCC BW [MHz] | PCC (UL) Ch. | PCC (UL) Freq. [MHz] | Mod. | PCC UL# RB | PCC UL RB Offset | PCC (DL) Ch. | PCC (DL) Freq. [MHz] | DL Ant. Config. | SCC Band | SCC BW [MHz] | SCC (DL) Ch. | SCC (DL) Freq. [MHz] | DL Ant. Config. | SCC Band | SCC BW [MHz] | SCC (DL) Ch. | SCC (DL) Freq. [MHz] | DL Ant. Config. | SCC Band | SCC BW [MHz] | SCC (DL) Ch. | SCC (DL) Freq. [MHz] | DL Ant. Config. | SCC Band | SCC BW [MHz] | SCC (DL) Ch. | SCC (DL) Freq. [MHz] | DL Ant. Config. | LTE Tx.Power with DL CA Enabled (dBm) | LTE Single Carrier Tx Power (dBm) |
| CA_5A-[41A] | LTE B41 | 20 | 40620 | 2593 | 16QAM | 1 | 0 | 40620 | 2593 | 4x4 | LTE B5 | 10 | 2525 | 881.5 | 2x2 | - | - | - | - | - | - | - | - | - | - | - | - | - | - | - | 15.08 | 15.44 |
| CA_26A-[41A] | LTE B41 | 20 | 40620 | 2593 | 16QAM | 1 | 0 | 40620 | 2593 | 4x4 | LTE B26 | 10 | 8865 | 876.5 | 2x2 | - | - | - | - | - | - | - | - | - | - | - | - | - | - | - | 14.95 | 15.44 |
| CA_[41A]-[41A] (1) | LTE B41 | 20 | 40620 | 2593 | 16QAM | 1 | 0 | 40620 | 2593 | 4x4 | LTE B41 | 20 | 41490 | 2680 | 4x4 | - | - | - | - | - | - | - | - | - | - | - | - | - | - | - | 15.26 | 15.44 |
| CA_[25A]-[41C] | LTE B41 | 20 | 40620 | 2593 | 16QAM | 1 | 0 | 40620 | 2593 | 4x4 | LTE B41 | 20 | 40818 | 2612.8 | 4x4 | LTE B25 | 20 | 8363 | 1962.5 | 4x4 | - | - | - | - | - | - | - | - | - | - | 15.24 | 15.44 |
| CA_26A-[41C] | LTE B41 | 20 | 40620 | 2593 | 16QAM | 1 | 0 | 40620 | 2593 | 4x4 | LTE B41 | 20 | 40818 | 2612.8 | 4x4 | LTE B26 | 15 | 8865 | 876.5 | 2x2 | - | - | - | - | - | - | - | - | - | - | 15.11 | 15.44 |
| CA_[41A]-[41C] | LTE B41 | 20 | 40620 | 2593 | 16QAM | 1 | 0 | 40620 | 2593 | 4x4 | LTE B41 | 20 | 41292 | 2660.2 | 4x4 | LTE B41 | 20 | 41490 | 2680 | 4x4 | - | - | - | - | - | - | - | - | - | - | 15.28 | 15.44 |
| CA_[41C]-[41A] | LTE B41 | 20 | 40620 | 2593 | 16QAM | 1 | 0 | 40620 | 2593 | 4x4 | LTE B41 | 20 | 40818 | 2612.8 | 4x4 | LTE B41 | 20 | 41490 | 2680 | 4x4 | - | - | - | - | - | - | - | - | - | - | 15.30 | 15.44 |
| CA_[25A]-[25A]-[41C] | LTE B41 | 20 | 40620 | 2593 | 16QAM | 1 | 0 | 40620 | 2593 | 4x4 | LTE B41 | 20 | 40422 | 2573.2 | 4x4 | LTE B25 | 20 | 8363 | 1962.5 | 4x4 | LTE B25 | 20 | 8590 | 1985 | 4x4 | - | - | - | - | - | 15.09 | 15.44 |
| CA_[41A]-[41D] | LTE B41 | 20 | 40620 | 2593 | 16QAM | 1 | 0 | 40620 | 2593 | 4x4 | LTE B41 | 20 | 41094 | 2640.4 | 4x4 | LTE B41 | 20 | 41292 | 2660.2 | 4x4 | LTE B41 | 20 | 41490 | 2680 | 4x4 | - | - | - | - | - | 15.20 | 15.44 |
| CA_[41D]-[41A] | LTE B41 | 20 | 40620 | 2593 | 16QAM | 1 | 0 | 40620 | 2593 | 4x4 | LTE B41 | 20 | 40422 | 2573.2 | 4x4 | LTE B41 | 20 | 40818 | 2612.8 | 4x4 | LTE B41 | 20 | 41490 | 2680 | 4x4 | - | - | - | - | - | 15.24 | 15.44 |
| CA_[41C]-[41C] | LTE B41 | 20 | 40620 | 2593 | 16QAM | 1 | 0 | 40620 | 2593 | 4x4 | LTE B41 | 20 | 40422 | 2573.2 | 4x4 | LTE B41 | 20 | 41292 | 2660.2 | 4x4 | LTE B41 | 20 | 41490 | 2680 | 4x4 | - | - | - | - | - | 15.21 | 15.44 |
| CA_[41E] | LTE B41 | 20 | 40620 | 2593 | 16QAM | 1 | 0 | 40620 | 2593 | 4x4 | LTE B41 | 20 | 40422 | 2573.2 | 4x4 | LTE B41 | 20 | 40818 | 2612.8 | 4x4 | LTE B41 | 20 | 41016 | 2632.6 | 4x4 | - | - | - | - | - | 15.22 | 15.44 |
| CA_[25A]-[25A]-[41D] | LTE B41 | 20 | 40620 | 2593 | 16QAM | 1 | 0 | 40620 | 2593 | 4x4 | LTE B41 | 20 | 40422 | 2573.2 | 4x4 | LTE B41 | 20 | 40818 | 2612.8 | 4x4 | LTE B25 | 20 | 8365 | 1962.5 | 4x4 | LTE B25 | 20 | 8590 | 1985 | 4x4 | 15.49 | 15.44 |
| CA_[41C]-[41D] | LTE B41 | 20 | 40620 | 2593 | 16QAM | 1 | 0 | 40620 | 2593 | 4x4 | LTE B41 | 20 | 40422 | 2573.2 | 4x4 | LTE B41 | 20 | 41094 | 2640.4 | 4x4 | LTE B41 | 20 | 41292 | 2660.2 | 4x4 | LTE B41 | 20 | 41490 | 2680 | 4x4 | 15.47 | 15.44 |
| CA_[41D]-[41C] | LTE B41 | 20 | 40620 | 2593 | 16QAM | 1 | 0 | 40620 | 2593 | 4x4 | LTE B41 | 20 | 40422 | 2573.2 | 4x4 | LTE B41 | 20 | 40818 | 2612.8 | 4x4 | LTE B41 | 20 | 41292 | 2660.2 | 4x4 | LTE B41 | 20 | 41490 | 2680 | 4x4 | 15.59 | 15.44 |

## F.4.13 LTE Band 48 as PCC

**Table F-28**
**Maximum Output Powers – Ant 3b**

| | PCC | | | | | | | | | | SCC 1 | | | | | | SCC 2 | | | | | | SCC 3 | | | | | | SCC 4 | | | | | Power | |
|---|---|---|---|---|---|---|---|---|---|---|---|---|---|---|---|---|---|---|---|---|---|---|---|---|---|---|---|---|---|---|---|---|---|---|---|
| Combination | PCC Band | PCC BW [MHz] | PCC (UL) Ch. | PCC (UL) Freq. [MHz] | Mod. | PCC UL# RB | PCC UL RB Offset | PCC (DL) Ch. | PCC (DL) Freq. [MHz] | DL Ant. Config. | SCC Band | SCC BW [MHz] | SCC (DL) Ch. | SCC (DL) Freq. [MHz] | DL Ant. Config. | SCC Band | SCC BW [MHz] | SCC (DL) Ch. | SCC (DL) Freq. [MHz] | DL Ant. Config. | SCC Band | SCC BW [MHz] | SCC (DL) Ch. | SCC (DL) Freq. [MHz] | DL Ant. Config. | SCC Band | SCC BW [MHz] | SCC (DL) Ch. | SCC (DL) Freq. [MHz] | DL Ant. Config. | LTE Tx.Power with DL CA Enabled (dBm) | LTE Single Carrier Tx Power (dBm) |
| CA_5A-[48A] | LTE B48 | 20 | 55340 | 3560 | 64QAM | 50 | 25 | 55340 | 3560 | 4x4 | LTE B5 | 10 | 2525 | 881.5 | 2x2 | - | - | - | - | - | - | - | - | - | - | - | - | - | - | - | 14.55 | 14.59 |
| CA_[2A]-13A-[48A] | LTE B48 | 20 | 55340 | 3560 | 64QAM | 50 | 25 | 55340 | 3560 | 4x4 | LTE B13 | 10 | 5230 | 751 | 2x2 | LTE B2 | 20 | 900 | 1960 | 4x4 | - | - | - | - | - | - | - | - | - | - | 14.47 | 14.59 |
| CA_[2A]-[48A]-[48A] | LTE B48 | 20 | 55340 | 3560 | 64QAM | 50 | 25 | 55340 | 3560 | 4x4 | LTE B48 | 20 | 56640 | 3690 | 4x4 | LTE B2 | 20 | 900 | 1960 | 4x4 | - | - | - | - | - | - | - | - | - | - | 14.56 | 14.59 |
| CA_[2A]-[48A]-[66A] | LTE B48 | 20 | 55340 | 3560 | 64QAM | 50 | 25 | 55340 | 3560 | 4x4 | LTE B66 | 20 | 66786 | 2145 | 4x4 | LTE B2 | 20 | 900 | 1960 | 4x4 | - | - | - | - | - | - | - | - | - | - | 14.50 | 14.59 |
| CA_13A-[48A]-[66A] | LTE B48 | 20 | 55340 | 3560 | 64QAM | 50 | 25 | 55340 | 3560 | 4x4 | LTE B66 | 20 | 66786 | 2145 | 4x4 | LTE B13 | 10 | 5230 | 751 | 2x2 | - | - | - | - | - | - | - | - | - | - | 14.49 | 14.59 |
| CA_[2A]-[48C]-[66A] | LTE B48 | 20 | 55340 | 3560 | 64QAM | 50 | 25 | 55340 | 3560 | 4x4 | LTE B48 | 20 | 55538 | 3579.8 | 4x4 | LTE B2 | 20 | 900 | 1960 | 4x4 | LTE B66 | 20 | 66786 | 2145 | 4x4 | - | - | - | - | - | 14.48 | 14.59 |
| CA_13A-[48C]-[66A] | LTE B48 | 20 | 55340 | 3560 | 64QAM | 50 | 25 | 55340 | 3560 | 4x4 | LTE B48 | 20 | 55538 | 3579.8 | 4x4 | LTE B13 | 10 | 5230 | 751 | 2x2 | LTE B66 | 20 | 66786 | 2145 | 4x4 | - | - | - | - | - | 14.38 | 14.59 |
| CA_[48A]-[48A]-[66A]-[66A] | LTE B48 | 20 | 55340 | 3560 | 64QAM | 50 | 25 | 55340 | 3560 | 4x4 | LTE B48 | 20 | 56640 | 3690 | 4x4 | LTE B66 | 20 | 66786 | 2145 | 4x4 | LTE B66 | 20 | 67236 | 2190 | 4x4 | - | - | - | - | - | 14.50 | 14.59 |
| CA_[48A]-[48C]-[66A] | LTE B48 | 20 | 55340 | 3560 | 64QAM | 50 | 25 | 55340 | 3560 | 4x4 | LTE B48 | 20 | 56640 | 3690 | 4x4 | LTE B48 | 20 | 56442 | 3670.2 | 4x4 | LTE B66 | 20 | 66786 | 2145 | 4x4 | - | - | - | - | - | 14.56 | 14.59 |
| CA_[48C]-[48A]-[66A] | LTE B48 | 20 | 55340 | 3560 | 64QAM | 50 | 25 | 55340 | 3560 | 4x4 | LTE B48 | 20 | 55538 | 3579.8 | 4x4 | LTE B48 | 20 | 56640 | 3690 | 4x4 | LTE B66 | 20 | 66786 | 2145 | 4x4 | - | - | - | - | - | 14.55 | 14.59 |
| CA_[48A]-[48C]-[66A] | LTE B48 | 20 | 55340 | 3560 | 64QAM | 50 | 25 | 55340 | 3560 | 4x4 | LTE B48 | 20 | 56640 | 3690 | 4x4 | LTE B48 | 20 | 56442 | 3670.2 | 4x4 | LTE B66 | 20 | 66786 | 2145 | 4x4 | - | - | - | - | - | 14.56 | 14.59 |
| CA_[48C]-[66A]-[66A] | LTE B48 | 20 | 55340 | 3560 | 64QAM | 50 | 25 | 55340 | 3560 | 4x4 | LTE B48 | 20 | 55538 | 3579.8 | 4x4 | LTE B66 | 20 | 66786 | 2145 | 4x4 | LTE B66 | 20 | 67236 | 2190 | 4x4 | - | - | - | - | - | 14.53 | 14.59 |
| CA_[2A]-[48D]-[66A] | LTE B48 | 20 | 55340 | 3560 | 64QAM | 50 | 25 | 55340 | 3560 | 4x4 | LTE B48 | 20 | 55538 | 3579.8 | 4x4 | LTE B48 | 20 | 55736 | 3599.6 | 4x4 | LTE B2 | 20 | 900 | 1960 | 4x4 | LTE B66 | 20 | 66786 | 2145 | 4x4 | 14.53 | 14.59 |
| CA_[2A]-[48E] | LTE B48 | 20 | 55340 | 3560 | 64QAM | 50 | 25 | 55340 | 3560 | 4x4 | LTE B48 | 20 | 55538 | 3579.8 | 4x4 | LTE B48 | 20 | 55736 | 3599.6 | 4x4 | LTE B48 | 20 | 55934 | 3619.4 | 4x4 | LTE B2 | 20 | 900 | 1960 | 4x4 | 14.61 | 14.59 |
| CA_13A-[48D]-[66A] | LTE B48 | 20 | 55340 | 3560 | 64QAM | 50 | 25 | 55340 | 3560 | 4x4 | LTE B48 | 20 | 55538 | 3579.8 | 4x4 | LTE B48 | 20 | 55736 | 3599.6 | 4x4 | LTE B13 | 10 | 5230 | 751 | 2x2 | LTE B66 | 20 | 66786 | 2145 | 4x4 | 14.57 | 14.59 |
| CA_13A-[48E] | LTE B48 | 20 | 55340 | 3560 | 64QAM | 50 | 25 | 55340 | 3560 | 4x4 | LTE B48 | 20 | 55538 | 3579.8 | 4x4 | LTE B48 | 20 | 55736 | 3599.6 | 4x4 | LTE B48 | 20 | 55934 | 3619.4 | 4x4 | LTE B13 | 10 | 5230 | 751 | 2x2 | 14.55 | 14.59 |
| CA_[48E]-[66A] | LTE B48 | 20 | 55340 | 3560 | 64QAM | 50 | 25 | 55340 | 3560 | 4x4 | LTE B48 | 20 | 55538 | 3579.8 | 4x4 | LTE B48 | 20 | 55736 | 3599.6 | 4x4 | LTE B48 | 20 | 55934 | 3619.4 | 4x4 | LTE B66 | 20 | 66786 | 2145 | 4x4 | 14.58 | 14.59 |

## F.5 Downlink Carrier Aggregation with Intra-band Uplink Carrier Aggregation enabled

This device supports intra-band uplink carrier aggregation (ULCA) with additional Carrier Aggregation configurations active in the downlink. Power measurements were performed with intra-band ULCA active and additional CA configurations active in the downlink for the configuration per Fall 2017 TCB Workshop Notes.

Per FCC Guidance, additional SAR measurements for these configurations were not required since their maximum output power was not more than 0.25 dB higher than the maximum output power for with only ULCA active.

## F.5.1 DL Carrier Aggregation RF Conducted Power

### F.5.1.1 LTE Band 48

**Table F-29**
**Maximum Output Powers – Ant 3b**

| | PCC | | | | | | | | | SCC 1 | | | | | | | | | SCC 2 | | | | | SCC 3 | | | | Power | |
|---|---|---|---|---|---|---|---|---|---|---|---|---|---|---|---|---|---|---|---|---|---|---|---|---|---|---|---|---|
| Combination | PCC Band | PCC BW [MHz] | PCC (UL) Ch. | PCC (UL) Freq. [MHz] | Mod. | PCC UL# RB | PCC UL RB Offset | PCC (DL) Ch. | PCC (DL) Freq. [MHz] | SCC Band | SCC BW [MHz] | SCC (UL) Ch. | SCC (UL) Freq. [MHz] | Mod | SCC UL # RB | SCC UL RB Offset | SCC (DL) Ch. | SCC (DL) Freq. [MHz] | SCC Band | SCC BW [MHz] | SCC (DL) Ch. | SCC (DL) Freq. [MHz] | DL Ant. Config. | SCC Band | SCC BW [MHz] | SCC (DL) Ch. | SCC (DL) Freq. [MHz] | ULCA Tx.Power with DL CA Enabled (dBm) | ULCA Tx Power (dBm) |
| CA_48D | LTE B48 | 20 | 55340 | 3560 | QPSK | 1 | 99 | 55340 | 3560 | LTE B48 | 20 | 55538 | 3579.8 | QPSK | 1 | 0 | 55538 | 3579.8 | LTE B48 | 20 | 55736 | 3599.6 | 4x4 | - | - | - | - | 14.13 | 14.20 |
| CA_48E | LTE B48 | 20 | 55340 | 3560 | QPSK | 1 | 99 | 55340 | 3560 | LTE B48 | 20 | 55538 | 3579.8 | QPSK | 1 | 0 | 55538 | 3579.8 | LTE B48 | 20 | 55736 | 3599.6 | 4x4 | LTE B48 | 20 | 55934 | 3619.4 | 14.13 | 14.20 |

### F.5.1.2 LTE Band 41

**Table F-30**
**Maximum Output Powers – Ant 3b**

| | PCC | | | | | | | | | SCC 1 | | | | | | | | | SCC 2 | | | | | SCC 3 | | | | SCC 4 | | | | Power | |
|---|---|---|---|---|---|---|---|---|---|---|---|---|---|---|---|---|---|---|---|---|---|---|---|---|---|---|---|---|---|---|---|---|---|
| Combination | PCC Band | PCC BW [MHz] | PCC (UL) Ch. | PCC (UL) Freq. [MHz] | Mod. | PCC UL# RB | PCC UL RB Offset | PCC (DL) Channel | PCC (DL) Freq. [MHz] | SCC Band | SCC BW [MHz] | SCC (UL) Channel | SCC (UL) Freq. [MHz] | Mod | SCC UL# RB | SCC UL# RB Offset | SCC (DL) Channel | SCC (DL) Freq [MHz] | SCC Band | SCC BW [MHz] | SCC (DL) Channel | SCC (DL) Freq. [MHz] | SCC Band | SCC BW [MHz] | SCC (DL) Channel | SCC (DL) Freq. [MHz] | SCC Band | SCC BW [MHz] | SCC (DL) Channel | SCC (DL) Freq. [MHz] | ULCA Tx.Power with DL CA Enabled (dBm) | ULCA Tx Power (dBm) |
| CA_41C-41A | LTE B41 | 20 | 41490 | 2680 | QPSK | 1 | 0 | 41490 | 2680 | LTE B41 | 20 | 41292 | 2660.2 | QPSK | 1 | 99 | 41292 | 2660.2 | LTE B41 | 20 | 39750 | 2506 | | - | | | - | - | - | - | 15.31 | 15.21 |
| CA_41D-41A | LTE B41 | 20 | 41490 | 2680 | QPSK | 1 | 0 | 41490 | 2680 | LTE B41 | 20 | 41292 | 2660.2 | QPSK | 1 | 99 | 41292 | 2660.2 | LTE B41 | 20 | 41094 | 2640.4 | LTE B41 | 20 | 39750 | 2506 | - | - | - | - | 15.00 | 15.21 |
| CA_41C-41C | LTE B41 | 20 | 41490 | 2680 | QPSK | 1 | 0 | 41490 | 2680 | LTE B41 | 20 | 41292 | 2660.2 | QPSK | 1 | 99 | 41292 | 2660.2 | LTE B41 | 20 | 38948 | 2525.8 | LTE B41 | 20 | 39750 | 2506 | - | - | - | - | 15.33 | 15.21 |
| CA_41E | LTE B41 | 20 | 41490 | 2680 | QPSK | 1 | 0 | 41490 | 2680 | LTE B41 | 20 | 41292 | 2660.2 | QPSK | 1 | 99 | 41292 | 2660.2 | LTE B41 | 20 | 41094 | 2640.4 | LTE B41 | 20 | 40896 | 2620.6 | - | - | - | - | 15.34 | 15.21 |
| CA_41C-41D | LTE B41 | 20 | 41490 | 2680 | QPSK | 1 | 0 | 41490 | 2680 | LTE B41 | 20 | 41292 | 2660.2 | QPSK | 1 | 99 | 41292 | 2660.2 | LTE B41 | 20 | 40146 | 2545.6 | LTE B41 | 20 | 39948 | 2525.8 | LTE B41 | 20 | 39750 | 2506 | 15.31 | 15.21 |
| CA_41D-41C | LTE B41 | 20 | 41490 | 2680 | QPSK | 1 | 0 | 41490 | 2680 | LTE B41 | 20 | 41292 | 2660.2 | QPSK | 1 | 99 | 41292 | 2660.2 | LTE B41 | 20 | 41094 | 2640.4 | LTE B41 | 20 | 39948 | 2525.8 | LTE B41 | 20 | 39750 | 2506 | 15.34 | 15.21 |


© 2022 PCTEST

## F.5.2 DL Carrier Aggregation with DL 4x4 MIMO RF Conducted Powers

Note: 4x4 DL MIMO is only operating in the downlink. Uplink transmission is limited to a single output stream for each component carrier of ULCA.

### F.5.2.1 LTE Band 48

**Table F-31**
**Maximum Output Powers – Ant 3b**

| | PCC | | | | | | | | | | SCC 1 | | | | | | | | | | SCC 2 | | | | | SCC 3 | | | | | Power | |
|---|---|---|---|---|---|---|---|---|---|---|---|---|---|---|---|---|---|---|---|---|---|---|---|---|---|---|---|---|---|---|---|---|
| Combination | PCC Band | PCC BW [MHz] | PCC (UL) Ch. | PCC (UL) Freq. [MHz] | Mod. | PCC UL# RB | PCC UL RB Offset | PCC (DL) Ch. | PCC (DL) Freq. [MHz] | DL Ant. Config. | SCC Band | SCC BW [MHz] | SCC (UL) Ch. | SCC (UL) Freq. [MHz] | Mod | SCC UL # RB | SCC UL RB Offset | SCC (DL) Ch. | SCC (DL) Freq. [MHz] | DL Ant. Config. | SCC Band | SCC BW [MHz] | SCC (DL) Ch. | SCC (DL) Freq. [MHz] | DL Ant. Config. | SCC Band | SCC BW [MHz] | SCC (DL) Ch. | SCC (DL) Freq. [MHz] | DL Ant. Config. | ULCA Tx.Power with DL CA Enabled (dBm) | ULCA Tx Power (dBm) |
| CA_[48C] | LTE B48 | 20 | 55340 | 3560 | QPSK | 1 | 99 | 55340 | 3560 | 4x4 | LTE B48 | 20 | 55538 | 3579.8 | QPSK | 1 | 0 | 55538 | 3579.8 | 4x4 | - | - | - | - | - | - | - | - | - | - | 13.92 | 14.20 |
| CA_[48D] | LTE B48 | 20 | 55340 | 3560 | QPSK | 1 | 99 | 55340 | 3560 | 4x4 | LTE B48 | 20 | 55538 | 3579.8 | QPSK | 1 | 0 | 55538 | 3579.8 | 4x4 | LTE B48 | 20 | 55736 | 3599.6 | 4x4 | - | - | - | - | - | 14.16 | 14.20 |
| CA_[48E] | LTE B48 | 20 | 55340 | 3560 | QPSK | 1 | 99 | 55340 | 3560 | 4x4 | LTE B48 | 20 | 55538 | 3579.8 | QPSK | 1 | 0 | 55538 | 3579.8 | 4x4 | LTE B48 | 20 | 55736 | 3599.6 | 4x4 | LTE B48 | 20 | 55934 | 3619.4 | 4x4 | 14.18 | 14.20 |

### F.5.2.2 LTE Band 41

**Table F-32**
**Maximum Output Powers – Ant 4**

| | PCC | | | | | | | | | | SCC 1 | | | | | | | | | | SCC 2 | | | | | SCC 3 | | | | | SCC 4 | | | | | Power | |
|---|---|---|---|---|---|---|---|---|---|---|---|---|---|---|---|---|---|---|---|---|---|---|---|---|---|---|---|---|---|---|---|---|---|---|---|---|---|
| Combination | PCC Band | PCC BW [MHz] | PCC (UL) Ch. | PCC (UL) Freq. [MHz] | Mod. | PCC UL# RB | PCC UL RB Offset | PCC (DL) Ch. | PCC (DL) Freq. [MHz] | DL Ant. Config. | SCC Band | SCC BW [MHz] | SCC (UL) Ch. | SCC (UL) Freq. [MHz] | Mod | SCC UL # RB | SCC UL RB Offset | SCC (DL) Ch. | SCC (DL) Freq. [MHz] | DL Ant. Config. | SCC Band | SCC BW [MHz] | SCC (DL) Ch. | SCC (DL) Freq. [MHz] | DL Ant. Config. | SCC Band | SCC BW [MHz] | SCC (DL) Ch. | SCC (DL) Freq. [MHz] | DL Ant. Config. | SCC Band | SCC BW [MHz] | SCC (DL) Ch. | SCC (DL) Freq. [MHz] | DL Ant. Config. | ULCA Tx.Power with DL CA Enabled (dBm) | ULCA Tx Power (dBm) |
| CA_[41C]-[41A] | LTE B41 | 20 | 41490 | 2680 | QPSK | 1 | 0 | 41490 | 2680 | 4X4 | LTE B41 | 20 | 41292 | 2660.2 | QPSK | 1 | 99 | 41292 | 2660.2 | 4X4 | LTE B41 | 20 | 39750 | 2506 | 4x4 | - | - | - | - | - | - | - | - | - | - | 15.29 | 15.21 |
| CA_[41E] | LTE B41 | 20 | 41490 | 2680 | QPSK | 1 | 0 | 41490 | 2680 | 4x4 | LTE B41 | 20 | 41292 | 2660.2 | QPSK | 1 | 99 | 41292 | 2660.2 | 4x4 | LTE B41 | 20 | 41094 | 2640.4 | 4x4 | LTE B41 | 20 | 40896 | 2620.6 | 4x4 | - | - | - | - | - | 15.31 | 15.21 |
| CA_[41D]-[41A] | LTE B41 | 20 | 41490 | 2680 | QPSK | 1 | 0 | 41490 | 2680 | 4x4 | LTE B41 | 20 | 41292 | 2660.2 | QPSK | 1 | 99 | 41292 | 2660.2 | 4x4 | LTE B41 | 20 | 41094 | 2640.4 | 4x4 | LTE B41 | 20 | 39750 | 2506 | 4x4 | - | - | - | - | - | 15.36 | 15.21 |
| CA_[41C]-[41C] | LTE B41 | 20 | 41490 | 2680 | QPSK | 1 | 0 | 41490 | 2680 | 4x4 | LTE B41 | 20 | 41292 | 2660.2 | QPSK | 1 | 99 | 41292 | 2660.2 | 4x4 | LTE B41 | 20 | 39948 | 2525.8 | 4x4 | LTE B41 | 20 | 39750 | 2506 | 4x4 | - | - | - | - | - | 15.23 | 15.21 |
| CA_41C-[41D] | LTE B41 | 20 | 41490 | 2680 | QPSK | 1 | 0 | 41490 | 2680 | 2x2 | LTE B41 | 20 | 41292 | 2660.2 | QPSK | 1 | 99 | 41292 | 2660.2 | 4X4 | LTE B41 | 20 | 40146 | 2545.6 | 4x4 | LTE B41 | 20 | 39948 | 2525.8 | 4x4 | LTE B41 | 20 | 39750 | 2506 | 4x4 | 15.33 | 15.21 |
| CA_[41D]-41C | LTE B41 | 20 | 41490 | 2680 | QPSK | 1 | 0 | 41490 | 2680 | 4x4 | LTE B41 | 20 | 41292 | 2660.2 | QPSK | 1 | 99 | 41292 | 2660.2 | 4x4 | LTE B41 | 20 | 41094 | 2640.4 | 4x4 | LTE B41 | 20 | 39948 | 2525.8 | 4X4 | LTE B41 | 20 | 39750 | 2506 | 4X4 | 15.35 | 15.21 |

### F.5.2.3 LTE Band 7

**Table F-33**
**Maximum Output Powers – Ant 4**

| | PCC | | | | | | | | | | SCC 1 | | | | | | | | | | Power | |
|---|---|---|---|---|---|---|---|---|---|---|---|---|---|---|---|---|---|---|---|---|---|---|
| Combination | PCC Band | PCC BW [MHz] | PCC (UL) Ch. | PCC (UL) Freq. [MHz] | Mod. | PCC UL# RB | PCC UL RB Offset | PCC (DL) Ch. | PCC (DL) Freq. [MHz] | DL Ant. Config. | SCC Band | SCC BW [MHz] | SCC (UL) Ch. | SCC (UL) Freq. [MHz] | Mod | SCC UL # RB | SCC UL RB Offset | SCC (DL) Ch. | SCC (DL) Freq. [MHz] | DL Ant. Config. | ULCA Tx.Power with DL CA Enabled (dBm) | ULCA Tx Power (dBm) |
| CA_[7C] | LTE B7 | 20 | 20850 | 2510 | QPSK | 50 | 50 | 2525 | 2630 | 4x4 | LTE B7 | 20 | 21048 | 2529.8 | QPSK | 50 | 0 | 3048 | 2649.8 | 4x4 | 12.58 | 12.57 |

### F.5.2.4 LTE Band 66

**Table F-34**
**Maximum Output Powers – Ant 4**

| | PCC | | | | | | | | | | SCC 1 | | | | | | | | | | Power | |
|---|---|---|---|---|---|---|---|---|---|---|---|---|---|---|---|---|---|---|---|---|---|---|
| Combination | PCC Band | PCC BW [MHz] | PCC (UL) Ch. | PCC (UL) Freq. [MHz] | Mod. | PCC UL# RB | PCC UL RB Offset | PCC (DL) Ch. | PCC (DL) Freq. [MHz] | DL Ant. Config. | SCC Band | SCC BW [MHz] | SCC (UL) Ch. | SCC (UL) Freq. [MHz] | Mod | SCC UL # RB | SCC UL RB Offset | SCC (DL) Ch. | SCC (DL) Freq. [MHz] | DL Ant. Config. | ULCA Tx.Power with DL CA Enabled (dBm) | ULCA Tx Power (dBm) |
| CA_[66C] | LTE B66 | 20 | 132322 | 1745 | QPSK | 50 | 50 | 66786 | 2145 | 4X4 | LTE B66 | 20 | 132124 | 1725.2 | QPSK | 50 | 50 | 66588 | 2150.2 | 4X4 | 15.27 | 15.24 |
| CA_[66B] | LTE B66 | 10 | 132322 | 1745 | QPSK | 25 | 0 | 66786 | 2145 | 4X4 | LTE B66 | 10 | 132223 | 1735.1 | QPSK | 25 | 25 | 66687 | 2135.1 | 4X4 | 15.19 | 15.18 |


© 2022 PCTEST

## F.6 Downlink Carrier Aggregation with Inter-band Uplink Carrier Aggregation enabled

This device supports inter-band uplink carrier aggregation (ULCA) with additional Carrier Aggregation configurations active in the downlink. Power measurements were performed with inter-band ULCA active and additional CA configurations active in the downlink for the configuration per Fall 2017 TCB Workshop Notes.

Per FCC Guidance, additional SAR measurements for these configurations were not required since their maximum output power was not more than 0.25 dB higher than the maximum output power for with only ULCA active.

### F.6.1 DL Carrier Aggregation RF Conducted Powers

**Table F-35**
**Maximum Output Powers**

| | PCC | | | | | | | | | SCC 1 | | | | | | | | | | SCC 2 | | | | Antenna | | Power | | | |
|---|---|---|---|---|---|---|---|---|---|---|---|---|---|---|---|---|---|---|---|---|---|---|---|---|---|---|---|---|---|
| Combination | PCC Band | PCC BW [MHz] | PCC (UL) Ch. | PCC (UL) Freq. [MHz] | Modulation | PCC UL# RB | PCC UL RB Offset | PCC (DL) Ch. | PCC (DL) Freq. [MHz] | SCC Band | SCC BW [MHz] | SCC (UL) Ch. | SCC (UL) Freq. [MHz] | Modulation | SCC UL# RB | SCC UL RB Offset | SCC (DL) Channel | SCC (DL) Frequency [MHz] | SCC Band | SCC BW [MHz] | SCC (DL) Ch. | SCC (DL) Freq. [MHz] | PCC Ant | SCC Ant | Interband ULCA Tx.Power with add'l DL CA active (dBm) | | LTE Interband ULCA Tx Power (dBm) | |
| | | | | | | | | | | | | | | | | | | | | | | | | | PCC | SCC | PCC | SCC |
| CA_2A-5A-66A | LTE B5 | 10 | 20525 | 836.5 | QPSK | 1 | 25 | 2525 | 881.5 | LTE B2 | 20 | 18900 | 1880 | QPSK | 1 | 50 | 900 | 1960 | LTE B66 | 20 | 66786 | 2145 | 4 | 1a | 19.45 | 13.18 | 19.34 | 13.28 |
| CA_2A-12A-30A | LTE B12 | 10 | 23095 | 707.5 | QPSK | 1 | 25 | 5095 | 737.5 | LTE B2 | 20 | 18900 | 1880 | QPSK | 1 | 50 | 900 | 1960 | LTE B30 | 10 | 9820 | 2355 | 4 | 1a | 19.81 | 13.26 | 19.75 | 13.28 |
| CA_2A-12A-66A | LTE B12 | 10 | 23095 | 707.5 | QPSK | 1 | 25 | 5095 | 737.5 | LTE B2 | 20 | 18900 | 1880 | QPSK | 1 | 50 | 900 | 1960 | LTE B66 | 20 | 66786 | 2145 | 4 | 1a | 19.82 | 13.21 | 19.75 | 13.28 |
| CA_2A-12A-66A | LTE B66 | 20 | 132322 | 1770 | QPSK | 1 | 50 | 66786 | 2145 | LTE B12 | 10 | 23095 | 707.5 | QPSK | 1 | 25 | 5095 | 737.5 | LTE B2 | 20 | 900 | 1960 | 4 | 3b | 15.25 | 16.92 | 15.22 | 16.95 |
| CA_2A-12A-66A | LTE B12 | 10 | 23095 | 707.5 | QPSK | 1 | 25 | 5095 | 737.5 | LTE B66 | 20 | 132322 | 1745 | QPSK | 1 | 50 | 66786 | 2145 | LTE B2 | 20 | 900 | 1940 | 4 | 1a | 19.81 | 14.53 | 19.75 | 14.54 |
| CA_2A-2A-13A | LTE B13 | 10 | 23230 | 782 | QPSK | 1 | 25 | 5230 | 751 | LTE B2 | 20 | 18900 | 1880 | QPSK | 1 | 50 | 900 | 1960 | LTE B2 | 20 | 700 | 1940 | 4 | 1a | 19.46 | 13.32 | 19.38 | 13.28 |
| CA_2A-4A-13A | LTE B13 | 10 | 23230 | 782 | QPSK | 1 | 25 | 5230 | 751 | LTE B2 | 20 | 18900 | 1880 | QPSK | 1 | 50 | 900 | 1960 | LTE B4 | 20 | 2175 | 2132.5 | 4 | 1a | 19.45 | 13.30 | 19.38 | 13.28 |
| CA_2A-4A-13A | LTE B13 | 10 | 23230 | 782 | QPSK | 1 | 25 | 5230 | 751 | LTE B4 | 20 | 20175 | 1732.5 | QPSK | 1 | 50 | 2175 | 2132.5 | LTE B2 | 20 | 900 | 1960 | 4 | 1a | 19.49 | 14.58 | 19.38 | 14.67 |
| CA_2A-13A-66A | LTE B13 | 10 | 23230 | 782 | QPSK | 1 | 25 | 5230 | 751 | LTE B2 | 20 | 18900 | 1880 | QPSK | 1 | 50 | 900 | 1960 | LTE B66 | 20 | 66786 | 2145 | 4 | 1a | 19.44 | 13.33 | 19.38 | 13.28 |
| CA_2A-13A-66A | LTE B66 | 20 | 132322 | 1770 | QPSK | 1 | 50 | 66786 | 2145 | LTE B13 | 10 | 23230 | 782 | QPSK | 1 | 25 | 5230 | 751 | LTE B2 | 20 | 900 | 1960 | 4 | 3b | 15.20 | 16.04 | 15.22 | 16.06 |
| CA_2A-13A-66A | LTE B13 | 10 | 23230 | 782 | QPSK | 1 | 25 | 5230 | 751 | LTE B66 | 20 | 132322 | 1745 | QPSK | 1 | 50 | 66786 | 2145 | LTE B2 | 20 | 900 | 1960 | 4 | 1a | 19.28 | 14.49 | 19.38 | 14.54 |
| CA_2A-4A-12A | LTE B12 | 10 | 23095 | 707.5 | QPSK | 1 | 25 | 5095 | 737.5 | LTE B4 | 20 | 20175 | 1732.5 | QPSK | 1 | 50 | 2175 | 2132.5 | LTE B2 | 20 | 900 | 1940 | 4 | 1a | 19.64 | 14.52 | 19.75 | 14.54 |
| CA_4A-12A-30A | LTE B12 | 10 | 23095 | 707.5 | QPSK | 1 | 25 | 5095 | 737.5 | LTE B4 | 20 | 20175 | 1732.5 | QPSK | 1 | 50 | 2175 | 2132.5 | LTE B30 | 10 | 9820 | 2355 | 4 | 1a | 19.59 | 14.62 | 19.75 | 14.67 |
| CA_5A-7A-7A | LTE B5 | 10 | 20525 | 836.5 | QPSK | 1 | 25 | 2525 | 881.5 | LTE B7 | 20 | 21100 | 2535 | QPSK | 1 | 50 | 3100 | 2655 | LTE B7 | 20 | 2850 | 2630 | 4 | 2a | 19.39 | 12.89 | 19.34 | 12.95 |
| CA_5A-7A-7A | LTE B7 | 20 | 21100 | 2560 | QPSK | 1 | 25 | 3100 | 2655 | LTE B5 | 10 | 20525 | 836.5 | QPSK | 1 | 25 | 2525 | 881.5 | LTE B7 | 20 | 2850 | 2630 | 4 | 3b | 13.46 | 15.96 | 13.41 | 15.97 |
| CA_5A-66A-66A | LTE B5 | 10 | 20525 | 836.5 | QPSK | 1 | 25 | 2525 | 881.5 | LTE B66 | 20 | 132322 | 1745 | QPSK | 1 | 50 | 66786 | 2145 | LTE B66 | 20 | 67236 | 2190 | 4 | 1a | 19.42 | 14.52 | 19.34 | 14.54 |
| CA_5A-66A-66A | LTE B66 | 20 | 132322 | 1770 | QPSK | 1 | 50 | 66786 | 2145 | LTE B5 | 10 | 20525 | 836.5 | QPSK | 1 | 25 | 2525 | 881.5 | LTE B66 | 20 | 67236 | 2190 | 4 | 3b | 15.19 | 15.92 | 15.22 | 15.97 |
| CA_13A-66A-66A | LTE B13 | 10 | 23230 | 782 | QPSK | 1 | 25 | 5230 | 751 | LTE B66 | 20 | 132322 | 1745 | QPSK | 1 | 50 | 66786 | 2145 | LTE B66 | 20 | 67236 | 2190 | 4 | 1a | 19.48 | 14.52 | 19.38 | 14.54 |
| CA_13A-66A-66A | LTE B66 | 20 | 132322 | 1770 | QPSK | 1 | 50 | 66786 | 2145 | LTE B13 | 10 | 23230 | 782 | QPSK | 1 | 25 | 5230 | 751 | LTE B66 | 20 | 67236 | 2190 | 4 | 3b | 15.22 | 16.04 | 15.22 | 16.06 |

### F.6.2 DL Carrier Aggregation with DL 4x4 MIMO RF Conducted Powers

Note: 4x4 DL MIMO is only operating in the downlink. Uplink transmission is limited to a single output stream for each component carrier of ULCA.

**Table F-36**
**Maximum Output Powers**

| | | PCC | | | | | | | | | | SCC 1 | | | | | | | | | | SCC 2 | | | | | Antenna | | Power | | | |
|---|---|---|---|---|---|---|---|---|---|---|---|---|---|---|---|---|---|---|---|---|---|---|---|---|---|---|---|---|---|---|---|---|
| | Combination | PCC Band | PCC Bandwidth [MHz] | PCC (UL) Channel | PCC (UL) Frequency [MHz] | Modulation | PCC UL# RB | PCC UL RB Offset | PCC (DL) Channel | PCC (DL) Frequency [MHz] | DL Ant. Config. | SCC Band | SCC Bandwidth [MHz] | SCC (UL) Ch. | SCC (UL) Freq. [MHz] | Modulation | SCC UL# RB | SCC UL RB Offset | SCC (DL) Channel | SCC (DL) Frequency [MHz] | DL Ant. Config. | SCC Band | SCC Bandwidth [MHz] | SCC (DL) Channel | SCC (DL) Frequency [MHz] | DL Ant. Config. | PCC Ant | SCC Ant | Interband ULCA Tx.Power with add'l DL CA active (dBm) | | LTE Interband ULCA Tx Power (dBm) | |
| | | | | | | | | | | | | | | | | | | | | | | | | | | | | | PCC | SCC | PCC | SCC |
| CA_4A(-5A-5A | CA_(4A)-5A | LTE B5 | 10 | 20525 | 836.5 | QPSK | 1 | 25 | 2525 | 881.5 | 2x2 | LTE B4 | 10 | 20175 | 1712.5 | QPSK | 1 | 25 | 2175 | 2132.5 | 4x4 | - | - | - | - | - | 4 | 2 | 19.26 | 14.75 | 19.34 | 14.67 |
| CA_(2A)-5A-(66A) | CA_(2A)-5A-(66A) | LTE B5 | 10 | 20525 | 836.5 | QPSK | 1 | 25 | 2525 | 881.5 | 2x2 | LTE B2 | 20 | 18900 | 1880 | QPSK | 1 | 50 | 900 | 1960 | 4x4 | LTE B66 | 20 | 66786 | 2145 | 4x4 | 4 | 1a | 19.31 | 13.02 | 19.34 | 13.28 |
| CA_(2A)-12A-(30A) | CA_(2A)-12A-(30A) | LTE B12 | 10 | 23095 | 707.5 | QPSK | 1 | 25 | 5095 | 737.5 | 2x2 | LTE B2 | 20 | 18900 | 1880 | QPSK | 1 | 50 | 900 | 1960 | 4x4 | LTE B30 | 10 | 9820 | 2355 | 4x4 | 4 | 1a | 19.75 | 13.25 | 19.75 | 13.28 |
| CA_(2A)-12A-(66A) | CA_(2A)-12A-(66A) | LTE B12 | 10 | 23095 | 707.5 | QPSK | 1 | 25 | 5095 | 737.5 | 2x2 | LTE B2 | 20 | 18900 | 1880 | QPSK | 1 | 50 | 900 | 1960 | 4x4 | LTE B66 | 20 | 66786 | 2145 | 4x4 | 4 | 1a | 19.72 | 13.24 | 19.75 | 13.28 |
| CA_(2A)-12A-(66A) | CA_(2A)-12A-(66A) | LTE B66 | 20 | 132322 | 1745 | QPSK | 1 | 25 | 66786 | 2145 | 4x4 | LTE B12 | 10 | 23095 | 707.5 | QPSK | 1 | 25 | 5095 | 737.5 | 2x2 | LTE B2 | 20 | 900 | 1960 | 4x4 | 4 | 3b | 15.09 | 17.05 | 15.22 | 16.95 |
| CA_(2A)-12A-(66A) | CA_(2A)-12A-(66A) | LTE B12 | 10 | 23095 | 707.5 | QPSK | 1 | 25 | 5095 | 737.5 | 2x2 | LTE B66 | 20 | 132322 | 1745 | QPSK | 1 | 50 | 66786 | 2145 | 4x4 | LTE B2 | 20 | 900 | 1940 | 4x4 | 4 | 1a | 19.81 | 14.50 | 19.75 | 14.54 |
| CA_(2A)-(2A)-13A | CA_(2A)-(2A)-13A | LTE B13 | 10 | 23230 | 782 | QPSK | 1 | 25 | 5230 | 751 | 2x2 | LTE B2 | 20 | 18900 | 1880 | QPSK | 1 | 50 | 900 | 1960 | 4x4 | LTE B2 | 20 | 700 | 1940 | 4x4 | 4 | 1a | 19.41 | 13.29 | 19.38 | 13.28 |
| CA_(2A)-(4A)-13A | CA_(2A)-(4A)-13A | LTE B13 | 10 | 23230 | 782 | QPSK | 1 | 25 | 5230 | 751 | 2x2 | LTE B2 | 20 | 18900 | 1880 | QPSK | 1 | 50 | 900 | 1960 | 4x4 | LTE B4 | 20 | 2175 | 2132.5 | 4x4 | 4 | 1a | 19.51 | 13.28 | 19.38 | 13.28 |
| CA_(2A)-(4A)-13A | CA_(2A)-(4A)-13A | LTE B13 | 10 | 23230 | 782 | QPSK | 1 | 25 | 5230 | 751 | 2x2 | LTE B4 | 20 | 20175 | 1732.5 | QPSK | 1 | 50 | 2175 | 2132.5 | 4x4 | LTE B2 | 20 | 900 | 1960 | 4x4 | 4 | 1a | 19.50 | 14.63 | 19.38 | 14.67 |
| CA_(2A)-13A-(66A) | CA_(2A)-13A-(66A) | LTE B13 | 10 | 23230 | 782 | QPSK | 1 | 25 | 5230 | 751 | 2x2 | LTE B2 | 20 | 18900 | 1880 | QPSK | 1 | 50 | 900 | 1960 | 4x4 | LTE B66 | 20 | 66786 | 2145 | 4x4 | 4 | 1a | 19.49 | 13.29 | 19.38 | 13.28 |
| CA_(2A)-13A-(66A) | CA_(2A)-13A-(66A) | LTE B66 | 20 | 132322 | 1745 | QPSK | 1 | 25 | 66786 | 2145 | 4x4 | LTE B13 | 10 | 23230 | 782 | QPSK | 1 | 25 | 5230 | 751 | 2x2 | LTE B2 | 20 | 900 | 1960 | 4x4 | 4 | 3b | 15.06 | 16.13 | 15.22 | 16.06 |
| CA_(2A)-13A-(66A) | CA_(2A)-13A-(66A) | LTE B13 | 10 | 23230 | 782 | QPSK | 1 | 25 | 5230 | 751 | 2x2 | LTE B66 | 20 | 132322 | 1745 | QPSK | 1 | 50 | 66786 | 2145 | 4x4 | LTE B2 | 20 | 900 | 1960 | 4x4 | 4 | 1a | 19.49 | 14.52 | 19.38 | 14.54 |
| CA_(2A)-(4A)-12A | CA_(2A)-(4A)-12A | LTE B12 | 10 | 23095 | 707.5 | QPSK | 1 | 25 | 5095 | 737.5 | 2x2 | LTE B4 | 20 | 20175 | 1732.5 | QPSK | 1 | 50 | 2175 | 2132.5 | 4x4 | LTE B2 | 20 | 900 | 1940 | 4x4 | 4 | 2 | 19.74 | 14.58 | 19.75 | 14.54 |
| CA_(4A)-12A-(30A) | CA_(4A)-12A-(30A) | LTE B12 | 10 | 23095 | 707.5 | QPSK | 1 | 25 | 5095 | 737.5 | 2x2 | LTE B4 | 20 | 20175 | 1732.5 | QPSK | 1 | 50 | 2175 | 2132.5 | 4x4 | LTE B30 | 10 | 9820 | 2355 | 4x4 | 4 | 1a | 19.75 | 14.65 | 19.75 | 14.67 |
| CA_5A-(7A)-(7A) | CA_5A-(7A)-(7A) | LTE B5 | 10 | 20525 | 836.5 | QPSK | 1 | 50 | 2525 | 881.5 | 2x2 | LTE B7 | 20 | 21100 | 2535 | QPSK | 1 | 50 | 3100 | 2655 | 4x4 | LTE B7 | 20 | 2850 | 2630 | 4x4 | 4 | 2a | 18.11 | 12.80 | 19.34 | 12.95 |
| CA_5A-(7A)-(7A) | CA_5A-(7A)-(7A) | LTE B7 | 20 | 21100 | 2560 | QPSK | 1 | 25 | 3100 | 2655 | 4x4 | LTE B5 | 10 | 20525 | 836.5 | QPSK | 1 | 25 | 2525 | 881.5 | 2x2 | LTE B7 | 20 | 2850 | 2630 | 4x4 | 4 | 3b | 13.33 | 16.63 | 13.41 | 15.97 |
| CA_5A-(66A)-(66A) | CA_5A-(66A)-(66A) | LTE B5 | 10 | 20525 | 836.5 | QPSK | 1 | 50 | 2525 | 881.5 | 2x2 | LTE B66 | 20 | 132322 | 1745 | QPSK | 1 | 50 | 66786 | 2145 | 4x4 | LTE B66 | 20 | 67236 | 2190 | 4x4 | 4 | 1a | 19.10 | 14.43 | 19.34 | 14.54 |
| CA_5A-(66A)-(66A) | CA_5A-(66A)-(66A) | LTE B66 | 20 | 132322 | 1745 | QPSK | 1 | 25 | 66786 | 2145 | 4x4 | LTE B5 | 10 | 20525 | 836.5 | QPSK | 1 | 25 | 2525 | 881.5 | 2x2 | LTE B66 | 20 | 67236 | 2190 | 4x4 | 4 | 3b | 15.13 | 16.15 | 15.22 | 15.97 |
| CA_13A-(66A)-(66A) | CA_13A-(66A)-(66A) | LTE B13 | 10 | 23230 | 782 | QPSK | 1 | 25 | 5230 | 751 | 2x2 | LTE B66 | 20 | 132322 | 1745 | QPSK | 1 | 50 | 66786 | 2145 | 4x4 | LTE B66 | 20 | 67236 | 2190 | 4x4 | 4 | 1a | 19.48 | 14.63 | 19.38 | 14.54 |
| CA_13A-(66A)-(66A) | CA_13A-(66A)-(66A) | LTE B66 | 20 | 132322 | 1745 | QPSK | 1 | 25 | 66786 | 2145 | 4x4 | LTE B13 | 10 | 23230 | 782 | QPSK | 1 | 25 | 5230 | 751 | 2x2 | LTE B66 | 20 | 67236 | 2190 | 4x4 | 4 | 3b | 15.13 | 16.18 | 15.22 | 16.06 |


© 2022 PCTEST

# APPENDIX G: POWER REDUCTION VERIFICATION


© 2022 PCTEST

The device supports manufacturer's proprietary power reduction mechanism called "Detect Mode" for the Main Cellular Antenna. Details of this mechanism can be found in the Operational Description. When the device is being used "on-body" or "held in hand" by the user, the device will detect motion and reduce the power of the main antenna. Per the manufacturer, the mechanism is agnostic to different cellular air interfaces. Detect Mode operation was verified for two test cases, on-body and held in hand, for each supported cellular band. The power reduction verification results are below.

## 1.1 Main Antenna Power Verification Summary

### Table G-1
### Main Antenna Power Verification

| Mode/Band | Antenna | Maximum Scenario Maximum Allowed Target Power [dBm] | Mode | | | |
|---|---|---|---|---|---|---|
| | | | Maximum Free Space | Test Case 1 | Test Case 2 | Verdict |
| WCDMA B5 | Antenna 3b | 24.50 (+ 0.7/ -1.0) | 25.11* | DSI 1^ | DSI 1^ | PASS |
| | Antenna 4 | 25.00 (+ 0.7/ -1.0) | 25.56* | DSI 1^ | DSI 1^ | PASS |
| WCDMA B4 | Antenna 1a | 22.70 (+ 0.7/ -1.0) | 22.90* | DSI 1^ | DSI 1^ | PASS |
| | Antenna 2a | 23.20 (+ 0.7/ -1.0) | 23.42* | DSI 1^ | DSI 1^ | PASS |
| | Antenna 3a | 24.00 (+ 0.7/ -1.0) | 24.53* | DSI 1^ | DSI 1^ | PASS |
| | Antenna 4 | 24.70 (+ 0.7/ -1.0) | 25.05* | DSI 1^ | DSI 1^ | PASS |
| WCDMA B2 | Antenna 1a | 22.70 (+ 0.7/ -1.0) | 22.94* | DSI 1^ | DSI 1^ | PASS |
| | Antenna 2a | 23.20 (+ 0.7/ -1.0) | 23.39* | DSI 1^ | DSI 1^ | PASS |
| | Antenna 3a | 24.00 (+ 0.7/ -1.0) | 24.20* | DSI 1^ | DSI 1^ | PASS |
| | Antenna 4 | 24.70 (+ 0.7/ -1.0) | 24.89* | DSI 1^ | DSI 1^ | PASS |
| LTE Band 71 | Antenna 3b | 24.50 (+ 0.7/ -1.0) | 24.67* | DSI 1^ | DSI 1^ | PASS |
| | Antenna 4 | 25.00 (+ 0.7/ -1.0) | 24.83* | DSI 1^ | DSI 1^ | PASS |
| LTE Band 12 | Antenna 3b | 24.50 (+ 0.7/ -1.0) | 24.60* | DSI 1^ | DSI 1^ | PASS |
| | Antenna 4 | 25.00 (+ 0.7/ -1.0) | 24.92* | DSI 1^ | DSI 1^ | PASS |
| LTE Band 17 | Antenna 3b | 24.50 (+ 0.7/ -1.0) | 24.63* | DSI 1^ | DSI 1^ | PASS |
| | Antenna 4 | 25.00 (+ 0.7/ -1.0) | 24.91* | DSI 1^ | DSI 1^ | PASS |
| LTE Band 13 | Antenna 3b | 24.50 (+ 0.7/ -1.0) | 24.52* | DSI 1^ | DSI 1^ | PASS |
| | Antenna 4 | 25.00 (+ 0.7/ -1.0) | 25.01* | DSI 1^ | DSI 1^ | PASS |
| LTE Band 14 | Antenna 3b | 24.50 (+ 0.7/ -1.0) | 24.51* | DSI 1^ | DSI 1^ | PASS |
| | Antenna 4 | 25.00 (+ 0.7/ -1.0) | 25.19* | DSI 1^ | DSI 1^ | PASS |
| LTE Band 26 | Antenna 3b | 24.50 (+ 0.7/ -1.0) | 25.07* | DSI 1^ | DSI 1^ | PASS |
| | Antenna 4 | 25.00 (+ 0.7/ -1.0) | 24.63* | DSI 1^ | DSI 1^ | PASS |
| LTE Band 5 | Antenna 3b | 24.50 (+ 0.7/ -1.0) | 24.63* | DSI 1^ | DSI 1^ | PASS |
| | Antenna 4 | 25.00 (+ 0.7/ -1.0) | 25.20* | DSI 1^ | DSI 1^ | PASS |
| LTE Band 4 | Antenna 1a | 22.70 (+ 0.7/ -1.0) | 23.05* | DSI 1^ | DSI 1^ | PASS |
| | Antenna 2a | 23.20 (+ 0.7/ -1.0) | 23.58* | DSI 1^ | DSI 1^ | PASS |
| | Antenna 3a | 24.00 (+ 0.7/ -1.0) | 24.41* | DSI 1^ | DSI 1^ | PASS |
| | Antenna 4 | 24.70 (+ 0.7/ -1.0) | 25.11* | DSI 1^ | DSI 1^ | PASS |
| LTE Band 66 | Antenna 1a | 22.70 (+ 0.7/ -1.0) | 23.01* | DSI 1^ | DSI 1^ | PASS |
| | Antenna 2a | 23.20 (+ 0.7/ -1.0) | 23.63* | DSI 1^ | DSI 1^ | PASS |
| | Antenna 3a | 24.00 (+ 0.7/ -1.0) | 24.47* | DSI 1^ | DSI 1^ | PASS |
| | Antenna 4 | 24.70 (+ 0.7/ -1.0) | 25.13* | DSI 1^ | DSI 1^ | PASS |
| LTE Band 2 | Antenna 1a | 22.70 (+ 0.7/ -1.0) | 22.95* | DSI 1^ | DSI 1^ | PASS |
| | Antenna 2a | 23.20 (+ 0.7/ -1.0) | 23.52* | DSI 1^ | DSI 1^ | PASS |
| | Antenna 3a | 24.00 (+ 0.7/ -1.0) | 24.30* | DSI 1^ | DSI 1^ | PASS |
| | Antenna 4 | 24.70 (+ 0.7/ -1.0) | 24.92* | DSI 1^ | DSI 1^ | PASS |
| LTE Band 25 | Antenna 1a | 22.70 (+ 0.7/ -1.0) | 22.96* | DSI 1^ | DSI 1^ | PASS |
| | Antenna 2a | 23.20 (+ 0.7/ -1.0) | 23.61* | DSI 1^ | DSI 1^ | PASS |
| | Antenna 3a | 24.00 (+ 0.7/ -1.0) | 24.62* | DSI 1^ | DSI 1^ | PASS |
| | Antenna 4 | 24.70 (+ 0.7/ -1.0) | 24.88* | DSI 1^ | DSI 1^ | PASS |
| LTE Band 30 | Antenna 1a | 21.70 (+ 0.7/ -1.0) | 22.03* | DSI 1^ | DSI 1^ | PASS |
| | Antenna 2a | 21.40 (+ 0.7/ -1.0) | 21.38* | DSI 1^ | DSI 1^ | PASS |
| | Antenna 3a | 22.00 (+ 0.7/ -1.0) | 21.87* | DSI 1^ | DSI 1^ | PASS |
| | Antenna 4 | 20.80 (+ 0.7/ -1.0) | 21.17* | DSI 1^ | DSI 1^ | PASS |
| LTE Band 7 | Antenna 1a | 22.20 (+ 0.7/ -1.0) | 22.32* | DSI 1^ | DSI 1^ | PASS |
| | Antenna 2a | 23.20 (+ 0.7/ -1.0) | 23.47* | DSI 1^ | DSI 1^ | PASS |
| | Antenna 3a | 23.70 (+ 0.7/ -1.0) | 23.56* | DSI 1^ | DSI 1^ | PASS |
| | Antenna 4 | 24.70 (+ 0.7/ -1.0) | 24.79* | DSI 1^ | DSI 1^ | PASS |
| LTE Band 41 (PC3) | Antenna 1a | 24.00 (+ 0.7/ -1.0) | 24.10* | DSI 1^ | DSI 1^ | PASS |
| | Antenna 2a | 25.00 (+ 0.7/ -1.0) | 25.21* | DSI 1^ | DSI 1^ | PASS |
| | Antenna 3a | 25.00 (+ 0.7/ -1.0) | 25.06* | DSI 1^ | DSI 1^ | PASS |
| | Antenna 4 | 25.00 (+ 0.7/ -1.0) | 25.09* | DSI 1^ | DSI 1^ | PASS |
| LTE Band 41 (PC2) | Antenna 1a | 24.00 (+ 0.7/ -1.0) | 24.02* | DSI 1^ | DSI 1^ | PASS |
| | Antenna 2a | 25.00 (+ 0.7/ -1.0) | 25.09* | DSI 1^ | DSI 1^ | PASS |
| | Antenna 3a | 25.50 (+ 0.7/ -1.0) | 25.01* | DSI 1^ | DSI 1^ | PASS |
| | Antenna 4 | 26.50 (+ 0.7/ -1.0) | 26.39* | DSI 1^ | DSI 1^ | PASS |
| LTE Band 48 | Antenna 1b | 22.00 (+ 0.7/ -1.0) | 22.39* | DSI 1^ | DSI 1^ | PASS |
| | Antenna 2b | 20.50 (+ 0.7/ -1.0) | 20.55* | DSI 1^ | DSI 1^ | PASS |
| | Antenna 3b | 19.10 (+ 0.7/ -1.0) | 19.32* | DSI 1^ | DSI 1^ | PASS |
| | Antenna 4 | 17.70 (+ 0.7/ -1.0) | 17.80* | DSI 1^ | DSI 1^ | PASS |
| LTE B5 Intra-Band ULCA | Antenna 3b | 24.50 (+ 0.7/ -1.0) | 24.71* | DSI 1^ | DSI 1^ | PASS |
| | Antenna 4 | 25.00 (+ 0.7/ -1.0) | 25.20* | DSI 1^ | DSI 1^ | PASS |
| LTE Band 66 Intra-band ULCA Band C | Antenna 1a | 23.00 (+ 0.7/ -1.0) | 22.78* | DSI 1^ | DSI 1^ | PASS |
| | Antenna 2a | 23.50 (+ 0.7/ -1.0) | 23.33* | DSI 1^ | DSI 1^ | PASS |
| | Antenna 3a | 24.30 (+ 0.7/ -1.0) | 23.67* | DSI 1^ | DSI 1^ | PASS |
| | Antenna 4 | 25.00 (+ 0.7/ -1.0) | 24.82* | DSI 1^ | DSI 1^ | PASS |
| LTE Band 66 Intra-band ULCA Band B | Antenna 1a | 23.00 (+ 0.7/ -1.0) | 22.71* | DSI 1^ | DSI 1^ | PASS |
| | Antenna 2a | 23.50 (+ 0.7/ -1.0) | 23.29* | DSI 1^ | DSI 1^ | PASS |
| | Antenna 3a | 24.30 (+ 0.7/ -1.0) | 24.08* | DSI 1^ | DSI 1^ | PASS |
| | Antenna 4 | 25.00 (+ 0.7/ -1.0) | 24.73* | DSI 1^ | DSI 1^ | PASS |
| LTE B7 Intra-Band ULCA | Antenna 1a | 22.80 (+ 0.7/ -1.0) | 21.93* | DSI 1^ | DSI 1^ | PASS |
| | Antenna 2a | 23.30 (+ 0.7/ -1.0) | 22.60* | DSI 1^ | DSI 1^ | PASS |
| | Antenna 3a | 24.00 (+ 0.7/ -1.0) | 23.35* | DSI 1^ | DSI 1^ | PASS |
| | Antenna 4 | 25.00 (+ 0.7/ -1.0) | 24.16* | DSI 1^ | DSI 1^ | PASS |
| LTE B41 (PC3) Intra-Band ULCA | Antenna 1a | 24.30 (+ 0.7/ -1.0) | 23.90* | DSI 1^ | DSI 1^ | PASS |
| | Antenna 2a | 25.00 (+ 0.7/ -1.0) | 24.98* | DSI 1^ | DSI 1^ | PASS |
| | Antenna 3a | 25.00 (+ 0.7/ -1.0) | 24.63* | DSI 1^ | DSI 1^ | PASS |
| | Antenna 4 | 25.00 (+ 0.7/ -1.0) | 24.25* | DSI 1^ | DSI 1^ | PASS |
| LTE B41 (PC2) Intra-Band ULCA | Antenna 1a | 24.30 (+ 0.7/ -1.0) | 23.98* | DSI 1^ | DSI 1^ | PASS |
| | Antenna 2a | 25.30 (+ 0.7/ -1.0) | 24.50* | DSI 1^ | DSI 1^ | PASS |
| | Antenna 3a | 25.80 (+ 0.7/ -1.0) | 25.20* | DSI 1^ | DSI 1^ | PASS |
| | Antenna 4 | 26.80 (+ 0.7/ -1.0) | 26.45* | DSI 1^ | DSI 1^ | PASS |
| LTE B48 Intra-Band ULCA | Antenna 1b | 22.30 (+ 0.7/ -1.0) | 22.12* | DSI 1^ | DSI 1^ | PASS |
| | Antenna 2b | 20.80 (+ 0.7/ -1.0) | 20.33* | DSI 1^ | DSI 1^ | PASS |
| | Antenna 3b | 19.10 (+ 0.7/ -1.0) | 19.78* | DSI 1^ | DSI 1^ | PASS |
| | Antenna 4 | 17.70 (+ 0.7/ -1.0) | 18.20* | DSI 1^ | DSI 1^ | PASS |


© 2022 PCTEST

# Table G-2
# Main Antenna Power Verification (Cont.)

| Mode/Band | Antenna | Maximum Scenario Maximum Allowed Target Power [dBm] | Mode | | | |
|---|---|---|---|---|---|---|
| | | | Maximum Free Space | Test Case 1 | Test Case 2 | Verdict |
| NR n71 | Antenna 3b | 24.50 (+ 0.7/ - 1.0) | 24.69* | DSI 1^ | DSI 1^ | PASS |
| | Antenna 4 | 25.00 (+ 0.7/ - 1.0) | 25.14* | DSI 1^ | DSI 1^ | PASS |
| NR n12 | Antenna 3b | 24.50 (+ 0.7/ - 1.0) | 24.88* | DSI 1^ | DSI 1^ | PASS |
| | Antenna 4 | 25.00 (+ 0.7/ - 1.0) | 25.18* | DSI 1^ | DSI 1^ | PASS |
| NR n5 | Antenna 3b | 24.50 (+ 0.7/ - 1.0) | 24.50* | DSI 1^ | DSI 1^ | PASS |
| | Antenna 4 | 25.00 (+ 0.7/ - 1.0) | 25.21* | DSI 1^ | DSI 1^ | PASS |
| NR n66 | Antenna 1a | 22.70 (+ 0.7/ - 1.0) | 22.77* | DSI 1^ | DSI 1^ | PASS |
| | Antenna 2a | 23.20 (+ 0.7/ - 1.0) | 23.44* | DSI 1^ | DSI 1^ | PASS |
| | Antenna 3a | 24.00 (+ 0.7/ - 1.0) | 24.13* | DSI 1^ | DSI 1^ | PASS |
| | Antenna 4 | 24.70 (+ 0.7/ - 1.0) | 24.83* | DSI 1^ | DSI 1^ | PASS |
| NR n2 | Antenna 1a | 22.70 (+ 0.7/ - 1.0) | 22.53* | DSI 1^ | DSI 1^ | PASS |
| | Antenna 2a | 23.20 (+ 0.7/ - 1.0) | 23.10* | DSI 1^ | DSI 1^ | PASS |
| | Antenna 3a | 24.00 (+ 0.7/ - 1.0) | 23.94* | DSI 1^ | DSI 1^ | PASS |
| | Antenna 4 | 24.70 (+ 0.7/ - 1.0) | 24.50* | DSI 1^ | DSI 1^ | PASS |
| NR n25 | Antenna 1a | 22.70 (+ 0.7/ - 1.0) | 22.62* | DSI 1^ | DSI 1^ | PASS |
| | Antenna 2a | 23.20 (+ 0.7/ - 1.0) | 23.07* | DSI 1^ | DSI 1^ | PASS |
| | Antenna 3a | 24.00 (+ 0.7/ - 1.0) | 23.01* | DSI 1^ | DSI 1^ | PASS |
| | Antenna 4 | 24.70 (+ 0.7/ - 1.0) | 24.59* | DSI 1^ | DSI 1^ | PASS |
| NR n30 | Antenna 1a | 18.00 (+ 0.7/ - 1.0) | 18.40* | DSI 1^ | DSI 1^ | PASS |
| | Antenna 2a | 19.00 (+ 0.7/ - 1.0) | 19.26* | DSI 1^ | DSI 1^ | PASS |
| | Antenna 3a | 19.50 (+ 0.7/ - 1.0) | 19.67* | DSI 1^ | DSI 1^ | PASS |
| | Antenna 4 | 20.50 (+ 0.7/ - 1.0) | 20.80* | DSI 1^ | DSI 1^ | PASS |
| NR n7 | Antenna 1a | 22.20 (+ 0.7/ - 1.0) | 22.24* | DSI 1^ | DSI 1^ | PASS |
| | Antenna 2a | 23.20 (+ 0.7/ - 1.0) | 23.62* | DSI 1^ | DSI 1^ | PASS |
| | Antenna 3a | 23.70 (+ 0.7/ - 1.0) | 23.97* | DSI 1^ | DSI 1^ | PASS |
| | Antenna 4 | 24.70 (+ 0.7/ - 1.0) | 24.97* | DSI 1^ | DSI 1^ | PASS |
| NR n41(PC3) | Antenna 1a | 25.00 (+ 0.7/ - 1.0) | 24.50* | DSI 1^ | DSI 1^ | PASS |
| | Antenna 2a | 25.00 (+ 0.7/ - 1.0) | 24.32* | DSI 1^ | DSI 1^ | PASS |
| | Antenna 3a | 23.50 (+ 0.7/ - 1.0) | 23.62* | DSI 1^ | DSI 1^ | PASS |
| | Antenna 4 | 24.00 (+ 0.7/ - 1.0) | 23.80* | DSI 1^ | DSI 1^ | PASS |
| NR n41(PC2) | Antenna 1a | 25.50 (+ 0.7/ - 1.0) | 24.53* | DSI 1^ | DSI 1^ | PASS |
| | Antenna 2a | 27.00 (+ 0.7/ - 1.0) | 26.12* | DSI 1^ | DSI 1^ | PASS |
| | Antenna 3a | 23.50 (+ 0.7/ - 1.0) | 23.81* | DSI 1^ | DSI 1^ | PASS |
| | Antenna 4 | 24.00 (+ 0.7/ - 1.0) | 23.45* | DSI 1^ | DSI 1^ | PASS |
| NR n77(PC3) DOD | Antenna 1b | 22.00 (+ 0.7/ - 1.0) | 22.25* | DSI 1^ | DSI 1^ | PASS |
| | Antenna 2b | 22.00 (+ 0.7/ - 1.0) | 22.32* | DSI 1^ | DSI 1^ | PASS |
| | Antenna 3b | 25.00 (+ 0.7/ - 1.0) | 24.52* | DSI 1^ | DSI 1^ | PASS |
| | Antenna 4 | 24.00 (+ 0.7/ - 1.0) | 23.61* | DSI 1^ | DSI 1^ | PASS |
| NR n77(PC3) Band C | Antenna 1b | 22.00 (+ 0.7/ - 1.0) | 21.97* | DSI 1^ | DSI 1^ | PASS |
| | Antenna 2b | 22.00 (+ 0.7/ - 1.0) | 21.77* | DSI 1^ | DSI 1^ | PASS |
| | Antenna 3b | 25.00 (+ 0.7/ - 1.0) | 24.61* | DSI 1^ | DSI 1^ | PASS |
| | Antenna 4 | 24.00 (+ 0.7/ - 1.0) | 24.65* | DSI 1^ | DSI 1^ | PASS |
| NR n77(PC2) DOD | Antenna 1b | 22.00 (+ 0.7/ - 1.0) | 21.05* | DSI 1^ | DSI 1^ | PASS |
| | Antenna 2b | 22.00 (+ 0.7/ - 1.0) | 21.34* | DSI 1^ | DSI 1^ | PASS |
| | Antenna 3b | 25.20 (+ 0.7/ - 1.0) | 24.27* | DSI 1^ | DSI 1^ | PASS |
| | Antenna 4 | 25.50 (+ 0.7/ - 1.0) | 24.66* | DSI 1^ | DSI 1^ | PASS |
| NR n77(PC2) Band C | Antenna 1b | 22.00 (+ 0.7/ - 1.0) | 22.45* | DSI 1^ | DSI 1^ | PASS |
| | Antenna 2b | 22.00 (+ 0.7/ - 1.0) | 22.32* | DSI 1^ | DSI 1^ | PASS |
| | Antenna 3b | 25.20 (+ 0.7/ - 1.0) | 25.34* | DSI 1^ | DSI 1^ | PASS |
| | Antenna 4 | 25.50 (+ 0.7/ - 1.0) | 24.55* | DSI 1^ | DSI 1^ | PASS |

Test Case 1: Device Held in Hand

Test Case 2: Device Resting on Lap

* No Smart Transmission behavior was observed during the measurement.

^ Smart Transmission behavior was observed during the measurement.

Test Cases represent typical scenarios in which the device power would be reduced. In these scenarios detect mode has been verified to identify typical on-body use-cases including when thin objects, such as a magazine or newspaper are placed between the body and the device. In the absence of detect mode output, the device defaults to the most conservative power.


© 2022 PCTEST

# APPENDIX H: IEEE 802.11AX RU SAR EXCLUSION



© 2022 PCTEST

## H.1 IEEE 802.11ax RU SAR Exclusion

To make the most efficient use of the additional available subcarriers (data tones), IEEE 802.11ax can utilize Orthogonal Frequency-Division Multiple Access (OFDMA) which divides the existing 802.11 channels into smaller subchannels called Resource Units (RUs). Possible RU sizes are: 26T, 52T, 106T, 242T, 484T and 996T.

Per FCC Guidance, 802.11ax was considered a higher order 802.11 mode when compared to a/b/g/n/ac to apply KDB Publication 248227 D01v02r02 for OFDM mode selection. Therefore, SAR tests were not required for 802.11ax based on the maximum allowed output powers of OFDM modes and the reported SAR values. Per FCC Guidance, maximum conducted powers were performed for each RU size to demonstrate that the output powers would not be higher than the other OFDM 802.11 modes.

## H.2 IEEE 802.11ax RU Target Powers

### H.2.1 Maximum 802.11ax RU Time-Averaged Output Power

| Mode/ Band | | Tones | 26T | | 52T | | 106T | | 242T | |
|---|---|---|---|---|---|---|---|---|---|---|
| | | Channel | Maximum | Nominal | Maximum | Nominal | Maximum | Nominal | Maximum | Nominal |
| Modulated Average - Single Tx Chain (dBm) - Antenna 1a | 20 MHz Bandwidth | 1 | 12.50 | 11.00 | 12.75 | 11.25 | 12.75 | 11.25 | 12.75 | 11.25 |
| | | 2 | 12.50 | 11.00 | 13.50 | 12.00 | 13.50 | 12.00 | 13.50 | 12.00 |
| | | 3 | 12.50 | 11.00 | 13.50 | 12.00 | 13.50 | 12.00 | 13.50 | 12.00 |
| | | 4 | 12.50 | 11.00 | 13.50 | 12.00 | 13.50 | 12.00 | 13.50 | 12.00 |
| | | 5 | 12.50 | 11.00 | 13.50 | 12.00 | 13.50 | 12.00 | 13.50 | 12.00 |
| | | 6 | 12.50 | 11.00 | 13.50 | 12.00 | 13.50 | 12.00 | 13.50 | 12.00 |
| | | 7 | 12.50 | 11.00 | 13.50 | 12.00 | 13.50 | 12.00 | 13.50 | 12.00 |
| | | 8 | 12.50 | 11.00 | 13.50 | 12.00 | 13.50 | 12.00 | 13.50 | 12.00 |
| | | 9 | 12.50 | 11.00 | 13.50 | 12.00 | 13.50 | 12.00 | 13.50 | 12.00 |
| | | 10 | 12.50 | 11.00 | 13.50 | 12.00 | 13.50 | 12.00 | 13.50 | 12.00 |
| | | 11 | 12.50 | 11.00 | 13.00 | 11.50 | 13.00 | 11.50 | 13.00 | 11.50 |
| | | 12 | 11.00 | 9.50 | 11.00 | 9.50 | 11.00 | 9.50 | 11.00 | 9.50 |
| | | 13 | N/A | N/A | N/A | N/A | N/A | N/A | N/A | N/A |

| Mode/ Band | | Tones | 26T | | 52T | | 106T | | 242T | |
|---|---|---|---|---|---|---|---|---|---|---|
| | | Channel | Maximum | Nominal | Maximum | Nominal | Maximum | Nominal | Maximum | Nominal |
| Modulated Average - 2 Tx Chain (dBm) - Antenna 1a | 20 MHz Bandwidth | 1 | 12.50 | 11.00 | 12.50 | 11.00 | 12.50 | 11.00 | 12.50 | 11.00 |
| | | 2 | 12.50 | 11.00 | 13.50 | 12.00 | 13.50 | 12.00 | 13.50 | 12.00 |
| | | 3 | 12.50 | 11.00 | 13.50 | 12.00 | 13.50 | 12.00 | 13.50 | 12.00 |
| | | 4 | 12.50 | 11.00 | 13.50 | 12.00 | 13.50 | 12.00 | 13.50 | 12.00 |
| | | 5 | 12.50 | 11.00 | 13.50 | 12.00 | 13.50 | 12.00 | 13.50 | 12.00 |
| | | 6 | 12.50 | 11.00 | 13.50 | 12.00 | 13.50 | 12.00 | 13.50 | 12.00 |
| | | 7 | 12.50 | 11.00 | 13.50 | 12.00 | 13.50 | 12.00 | 13.50 | 12.00 |
| | | 8 | 12.50 | 11.00 | 13.50 | 12.00 | 13.50 | 12.00 | 13.50 | 12.00 |
| | | 9 | 12.50 | 11.00 | 13.50 | 12.00 | 13.50 | 12.00 | 13.50 | 12.00 |
| | | 10 | 12.50 | 11.00 | 13.50 | 12.00 | 13.50 | 12.00 | 13.50 | 12.00 |
| | | 11 | 12.50 | 11.00 | 12.50 | 11.00 | 12.50 | 11.00 | 12.50 | 11.00 |
| | | 12 | 11.00 | 9.50 | 11.00 | 9.50 | 11.00 | 9.50 | 11.00 | 9.50 |
| | | 13 | N/A | N/A | N/A | N/A | N/A | N/A | N/A | N/A |

Note: In MIMO operations, each antenna transmits at maximum allowed powers as indicated above.


© 2022 PCTEST

| Mode/ Band | | Tones | 26T | | 52T | | 106T | | 242T | |
|---|---|---|---|---|---|---|---|---|---|---|
| | | Channel | Maximum | Nominal | Maximum | Nominal | Maximum | Nominal | Maximum | Nominal |
| Modulated Average - Single Tx Chain (dBm) - Antenna 3a | 20 MHz Bandwidth | 1 | 12.25 | 10.75 | 12.25 | 10.75 | 12.25 | 10.75 | 12.25 | 10.75 |
| | | 2 | 12.25 | 10.75 | 12.25 | 10.75 | 12.25 | 10.75 | 12.25 | 10.75 |
| | | 3 | 12.25 | 10.75 | 12.25 | 10.75 | 12.25 | 10.75 | 12.25 | 10.75 |
| | | 4 | 12.25 | 10.75 | 12.25 | 10.75 | 12.25 | 10.75 | 12.25 | 10.75 |
| | | 5 | 12.25 | 10.75 | 12.25 | 10.75 | 12.25 | 10.75 | 12.25 | 10.75 |
| | | 6 | 12.25 | 10.75 | 12.25 | 10.75 | 12.25 | 10.75 | 12.25 | 10.75 |
| | | 7 | 12.25 | 10.75 | 12.25 | 10.75 | 12.25 | 10.75 | 12.25 | 10.75 |
| | | 8 | 12.25 | 10.75 | 12.25 | 10.75 | 12.25 | 10.75 | 12.25 | 10.75 |
| | | 9 | 12.25 | 10.75 | 12.25 | 10.75 | 12.25 | 10.75 | 12.25 | 10.75 |
| | | 10 | 12.25 | 10.75 | 12.25 | 10.75 | 12.25 | 10.75 | 12.25 | 10.75 |
| | | 11 | 12.25 | 10.75 | 12.25 | 10.75 | 12.25 | 10.75 | 12.25 | 10.75 |
| | | 12 | 11.00 | 9.50 | 11.00 | 9.50 | 11.00 | 9.50 | 11.00 | 9.50 |
| | | 13 | N/A | N/A | N/A | N/A | N/A | N/A | N/A | N/A |

| Mode/ Band | | Tones | 26T | | 52T | | 106T | | 242T | |
|---|---|---|---|---|---|---|---|---|---|---|
| | | Channel | Maximum | Nominal | Maximum | Nominal | Maximum | Nominal | Maximum | Nominal |
| Modulated Average - 2 Tx Chain (dBm) - Antenna 3a | 20 MHz Bandwidth | 1 | 12.25 | 10.75 | 12.25 | 10.75 | 12.25 | 10.75 | 12.25 | 10.75 |
| | | 2 | 12.25 | 10.75 | 12.25 | 10.75 | 12.25 | 10.75 | 12.25 | 10.75 |
| | | 3 | 12.25 | 10.75 | 12.25 | 10.75 | 12.25 | 10.75 | 12.25 | 10.75 |
| | | 4 | 12.25 | 10.75 | 12.25 | 10.75 | 12.25 | 10.75 | 12.25 | 10.75 |
| | | 5 | 12.25 | 10.75 | 12.25 | 10.75 | 12.25 | 10.75 | 12.25 | 10.75 |
| | | 6 | 12.25 | 10.75 | 12.25 | 10.75 | 12.25 | 10.75 | 12.25 | 10.75 |
| | | 7 | 12.25 | 10.75 | 12.25 | 10.75 | 12.25 | 10.75 | 12.25 | 10.75 |
| | | 8 | 12.25 | 10.75 | 12.25 | 10.75 | 12.25 | 10.75 | 12.25 | 10.75 |
| | | 9 | 12.25 | 10.75 | 12.25 | 10.75 | 12.25 | 10.75 | 12.25 | 10.75 |
| | | 10 | 12.25 | 10.75 | 12.25 | 10.75 | 12.25 | 10.75 | 12.25 | 10.75 |
| | | 11 | 12.25 | 10.75 | 12.25 | 10.75 | 12.25 | 10.75 | 12.25 | 10.75 |
| | | 12 | 11.00 | 9.50 | 11.00 | 9.50 | 11.00 | 9.50 | 11.00 | 9.50 |
| | | 13 | N/A | N/A | N/A | N/A | N/A | N/A | N/A | N/A |

Note: In MIMO operations, each antenna transmits at maximum allowed powers as indicated above.


© 2022 PCTEST

| Mode/ Band | | Tones | 26T | | 52T | | 106T | | 242T | | 484T | | 996T | |
|---|---|---|---|---|---|---|---|---|---|---|---|---|---|---|
| | | Channel | Maximum | Nominal | Maximum | Nominal | Maximum | Nominal | Maximum | Nominal | Maximum | Nominal | Maximum | Nominal |
| Modulated Average - Single Tx Chain (dBm) - 5GHz Antenna 1b | 20 MHz Bandwidth | 36 | 10.50 | 9.00 | 10.50 | 9.00 | 10.50 | 9.00 | 10.50 | 9.00 | | | | |
| | | 40 | 10.50 | 9.00 | 10.50 | 9.00 | 10.50 | 9.00 | 10.50 | 9.00 | | | | |
| | | 44 | 10.50 | 9.00 | 10.50 | 9.00 | 10.50 | 9.00 | 10.50 | 9.00 | | | | |
| | | 48 | 10.50 | 9.00 | 10.50 | 9.00 | 10.50 | 9.00 | 10.50 | 9.00 | | | | |
| | | 52 | 10.50 | 9.00 | 10.50 | 9.00 | 10.50 | 9.00 | 10.50 | 9.00 | | | | |
| | | 56 | 10.50 | 9.00 | 10.50 | 9.00 | 10.50 | 9.00 | 10.50 | 9.00 | | | | |
| | | 60 | 10.50 | 9.00 | 10.50 | 9.00 | 10.50 | 9.00 | 10.50 | 9.00 | | | | |
| | | 64 | 10.50 | 9.00 | 10.50 | 9.00 | 10.50 | 9.00 | 10.50 | 9.00 | | | | |
| | | 100 | 10.25 | 8.75 | 10.25 | 8.75 | 10.25 | 8.75 | 10.25 | 8.75 | | | | |
| | | 104 | 10.25 | 8.75 | 10.25 | 8.75 | 10.25 | 8.75 | 10.25 | 8.75 | | | | |
| | | 108 | 10.25 | 8.75 | 10.25 | 8.75 | 10.25 | 8.75 | 10.25 | 8.75 | | | | |
| | | 112 | 10.25 | 8.75 | 10.25 | 8.75 | 10.25 | 8.75 | 10.25 | 8.75 | | | | |
| | | 116 | 10.25 | 8.75 | 10.25 | 8.75 | 10.25 | 8.75 | 10.25 | 8.75 | | | | |
| | | 120 | 10.25 | 8.75 | 10.25 | 8.75 | 10.25 | 8.75 | 10.25 | 8.75 | | | | |
| | | 124 | 10.25 | 8.75 | 10.25 | 8.75 | 10.25 | 8.75 | 10.25 | 8.75 | | | | |
| | | 128 | 10.25 | 8.75 | 10.25 | 8.75 | 10.25 | 8.75 | 10.25 | 8.75 | | | | |
| | | 132 | 10.25 | 8.75 | 10.25 | 8.75 | 10.25 | 8.75 | 10.25 | 8.75 | | | | |
| | | 136 | 10.25 | 8.75 | 10.25 | 8.75 | 10.25 | 8.75 | 10.25 | 8.75 | | | | |
| | | 140 | 10.25 | 8.75 | 10.25 | 8.75 | 10.25 | 8.75 | 10.25 | 8.75 | | | | |
| | | 144 | 10.25 | 8.75 | 10.25 | 8.75 | 10.25 | 8.75 | 10.25 | 8.75 | | | | |
| | | 149 | 10.00 | 8.50 | 10.00 | 8.50 | 10.00 | 8.50 | 10.00 | 8.50 | | | | |
| | | 153 | 10.00 | 8.50 | 10.00 | 8.50 | 10.00 | 8.50 | 10.00 | 8.50 | | | | |
| | | 157 | 10.00 | 8.50 | 10.00 | 8.50 | 10.00 | 8.50 | 10.00 | 8.50 | | | | |
| | | 161 | 10.00 | 8.50 | 10.00 | 8.50 | 10.00 | 8.50 | 10.00 | 8.50 | | | | |
| | | 165 | 10.00 | 8.50 | 10.00 | 8.50 | 10.00 | 8.50 | 10.00 | 8.50 | | | | |
| | 40 MHz Bandwidth | 38 | 10.50 | 9.00 | 10.50 | 9.00 | 10.50 | 9.00 | 10.50 | 9.00 | 10.50 | 9.00 | | |
| | | 46 | 10.50 | 9.00 | 10.50 | 9.00 | 10.50 | 9.00 | 10.50 | 9.00 | 10.50 | 9.00 | | |
| | | 54 | 10.50 | 9.00 | 10.50 | 9.00 | 10.50 | 9.00 | 10.50 | 9.00 | 10.50 | 9.00 | | |
| | | 62 | 10.50 | 9.00 | 10.50 | 9.00 | 10.50 | 9.00 | 10.50 | 9.00 | 10.50 | 9.00 | | |
| | | 102 | 10.25 | 8.75 | 10.25 | 8.75 | 10.25 | 8.75 | 10.25 | 8.75 | 10.25 | 8.75 | | |
| | | 110 | 10.25 | 8.75 | 10.25 | 8.75 | 10.25 | 8.75 | 10.25 | 8.75 | 10.25 | 8.75 | | |
| | | 118 | 10.25 | 8.75 | 10.25 | 8.75 | 10.25 | 8.75 | 10.25 | 8.75 | 10.25 | 8.75 | | |
| | | 126 | 10.25 | 8.75 | 10.25 | 8.75 | 10.25 | 8.75 | 10.25 | 8.75 | 10.25 | 8.75 | | |
| | | 134 | 10.25 | 8.75 | 10.25 | 8.75 | 10.25 | 8.75 | 10.25 | 8.75 | 10.25 | 8.75 | | |
| | | 142 | 10.25 | 8.75 | 10.25 | 8.75 | 10.25 | 8.75 | 10.25 | 8.75 | 10.25 | 8.75 | | |
| | | 151 | 10.00 | 8.50 | 10.00 | 8.50 | 10.00 | 8.50 | 10.00 | 8.50 | 10.00 | 8.50 | | |
| | | 159 | 10.00 | 8.50 | 10.00 | 8.50 | 10.00 | 8.50 | 10.00 | 8.50 | 10.00 | 8.50 | | |
| | 80 MHz Bandwidth | 42 | 10.50 | 9.00 | 10.50 | 9.00 | 10.50 | 9.00 | 10.50 | 9.00 | 10.50 | 9.00 | 10.50 | 9.00 |
| | | 58 | 10.50 | 9.00 | 10.50 | 9.00 | 10.50 | 9.00 | 10.50 | 9.00 | 10.50 | 9.00 | 10.50 | 9.00 |
| | | 106 | 10.25 | 8.75 | 10.25 | 8.75 | 10.25 | 8.75 | 10.25 | 8.75 | 10.25 | 8.75 | 10.25 | 8.75 |
| | | 122 | 10.25 | 8.75 | 10.25 | 8.75 | 10.25 | 8.75 | 10.25 | 8.75 | 10.25 | 8.75 | 10.25 | 8.75 |
| | | 138 | 10.25 | 8.75 | 10.25 | 8.75 | 10.25 | 8.75 | 10.25 | 8.75 | 10.25 | 8.75 | 10.25 | 8.75 |
| | | 155 | 10.00 | 8.50 | 10.00 | 8.50 | 10.00 | 8.50 | 10.00 | 8.50 | 10.00 | 8.50 | 10.00 | 8.50 |


© 2022 PCTEST

| Mode/ Band | | Tones | 26T | | 52T | | 106T | | 242T | | 484T | | 996T | |
|---|---|---|---|---|---|---|---|---|---|---|---|---|---|---|
| | | Channel | Maximum | Nominal | Maximum | Nominal | Maximum | Nominal | Maximum | Nominal | Maximum | Nominal | Maximum | Nominal |
| Modulated Average - 2 Tx Chain (dBm) CDD - 5GHz Antenna 1b | 20 MHz Bandwidth | 36 | 9.00 | 7.50 | 10.50 | 9.00 | 10.50 | 9.00 | 10.50 | 9.00 | | | | |
| | | 40 | 9.00 | 7.50 | 10.50 | 9.00 | 10.50 | 9.00 | 10.50 | 9.00 | | | | |
| | | 44 | 9.00 | 7.50 | 10.50 | 9.00 | 10.50 | 9.00 | 10.50 | 9.00 | | | | |
| | | 48 | 9.00 | 7.50 | 10.50 | 9.00 | 10.50 | 9.00 | 10.50 | 9.00 | | | | |
| | | 52 | 9.00 | 7.50 | 10.50 | 9.00 | 10.50 | 9.00 | 10.50 | 9.00 | | | | |
| | | 56 | 9.00 | 7.50 | 10.50 | 9.00 | 10.50 | 9.00 | 10.50 | 9.00 | | | | |
| | | 60 | 9.00 | 7.50 | 10.50 | 9.00 | 10.50 | 9.00 | 10.50 | 9.00 | | | | |
| | | 64 | 9.00 | 7.50 | 10.50 | 9.00 | 10.50 | 9.00 | 10.50 | 9.00 | | | | |
| | | 100 | 9.00 | 7.50 | 10.25 | 8.75 | 10.25 | 8.75 | 10.25 | 8.75 | | | | |
| | | 104 | 9.00 | 7.50 | 10.25 | 8.75 | 10.25 | 8.75 | 10.25 | 8.75 | | | | |
| | | 108 | 9.00 | 7.50 | 10.25 | 8.75 | 10.25 | 8.75 | 10.25 | 8.75 | | | | |
| | | 112 | 9.00 | 7.50 | 10.25 | 8.75 | 10.25 | 8.75 | 10.25 | 8.75 | | | | |
| | | 116 | 9.00 | 7.50 | 10.25 | 8.75 | 10.25 | 8.75 | 10.25 | 8.75 | | | | |
| | | 120 | 9.00 | 7.50 | 10.25 | 8.75 | 10.25 | 8.75 | 10.25 | 8.75 | | | | |
| | | 124 | 9.00 | 7.50 | 10.25 | 8.75 | 10.25 | 8.75 | 10.25 | 8.75 | | | | |
| | | 128 | 9.00 | 7.50 | 10.25 | 8.75 | 10.25 | 8.75 | 10.25 | 8.75 | | | | |
| | | 132 | 9.00 | 7.50 | 10.25 | 8.75 | 10.25 | 8.75 | 10.25 | 8.75 | | | | |
| | | 136 | 9.00 | 7.50 | 10.25 | 8.75 | 10.25 | 8.75 | 10.25 | 8.75 | | | | |
| | | 140 | 9.00 | 7.50 | 10.25 | 8.75 | 10.25 | 8.75 | 10.25 | 8.75 | | | | |
| | | 144 | 9.00 | 7.50 | 10.25 | 8.75 | 10.25 | 8.75 | 10.25 | 8.75 | | | | |
| | | 149 | 10.00 | 8.50 | 10.00 | 8.50 | 10.00 | 8.50 | 10.00 | 8.50 | | | | |
| | | 153 | 10.00 | 8.50 | 10.00 | 8.50 | 10.00 | 8.50 | 10.00 | 8.50 | | | | |
| | | 157 | 10.00 | 8.50 | 10.00 | 8.50 | 10.00 | 8.50 | 10.00 | 8.50 | | | | |
| | | 161 | 10.00 | 8.50 | 10.00 | 8.50 | 10.00 | 8.50 | 10.00 | 8.50 | | | | |
| | | 165 | 10.00 | 8.50 | 10.00 | 8.50 | 10.00 | 8.50 | 10.00 | 8.50 | | | | |
| | 40 MHz Bandwidth | 38 | 9.00 | 7.50 | 10.50 | 9.00 | 10.50 | 9.00 | 10.50 | 9.00 | 10.50 | 9.00 | | |
| | | 46 | 9.00 | 7.50 | 10.50 | 9.00 | 10.50 | 9.00 | 10.50 | 9.00 | 10.50 | 9.00 | | |
| | | 54 | 9.00 | 7.50 | 10.50 | 9.00 | 10.50 | 9.00 | 10.50 | 9.00 | 10.50 | 9.00 | | |
| | | 62 | 9.00 | 7.50 | 10.50 | 9.00 | 10.50 | 9.00 | 10.50 | 9.00 | 10.50 | 9.00 | | |
| | | 102 | 9.00 | 7.50 | 10.25 | 8.75 | 10.25 | 8.75 | 10.25 | 8.75 | 10.25 | 8.75 | | |
| | | 110 | 9.00 | 7.50 | 10.25 | 8.75 | 10.25 | 8.75 | 10.25 | 8.75 | 10.25 | 8.75 | | |
| | | 118 | 9.00 | 7.50 | 10.25 | 8.75 | 10.25 | 8.75 | 10.25 | 8.75 | 10.25 | 8.75 | | |
| | | 126 | 9.00 | 7.50 | 10.25 | 8.75 | 10.25 | 8.75 | 10.25 | 8.75 | 10.25 | 8.75 | | |
| | | 134 | 9.00 | 7.50 | 10.25 | 8.75 | 10.25 | 8.75 | 10.25 | 8.75 | 10.25 | 8.75 | | |
| | | 142 | 9.00 | 7.50 | 10.25 | 8.75 | 10.25 | 8.75 | 10.25 | 8.75 | 10.25 | 8.75 | | |
| | | 151 | 10.00 | 8.50 | 10.00 | 8.50 | 10.00 | 8.50 | 10.00 | 8.50 | 10.00 | 8.50 | | |
| | | 159 | 10.00 | 8.50 | 10.00 | 8.50 | 10.00 | 8.50 | 10.00 | 8.50 | 10.00 | 8.50 | | |
| | 80 MHz Bandwidth | 42 | 9.00 | 7.50 | 10.50 | 9.00 | 10.50 | 9.00 | 10.50 | 9.00 | 10.50 | 9.00 | 10.50 | 9.00 |
| | | 58 | 9.00 | 7.50 | 10.50 | 9.00 | 10.50 | 9.00 | 10.50 | 9.00 | 10.50 | 9.00 | 10.50 | 9.00 |
| | | 106 | 9.00 | 7.50 | 10.25 | 8.75 | 10.25 | 8.75 | 10.25 | 8.75 | 10.25 | 8.75 | 10.25 | 8.75 |
| | | 122 | 9.00 | 7.50 | 10.25 | 8.75 | 10.25 | 8.75 | 10.25 | 8.75 | 10.25 | 8.75 | 10.25 | 8.75 |
| | | 138 | 9.00 | 7.50 | 10.25 | 8.75 | 10.25 | 8.75 | 10.25 | 8.75 | 10.25 | 8.75 | 10.25 | 8.75 |
| | | 155 | 10.00 | 8.50 | 10.00 | 8.50 | 10.00 | 8.50 | 10.00 | 8.50 | 10.00 | 8.50 | 10.00 | 8.50 |

Note: In MIMO operations, each antenna transmits at maximum allowed powers as indicated above.


© 2022 PCTEST

| Mode/ Band | | Tones | 26T | | 52T | | 106T | | 242T | | 484T | | 996T | |
|---|---|---|---|---|---|---|---|---|---|---|---|---|---|---|
| | | Channel | Maximum | Nominal | Maximum | Nominal | Maximum | Nominal | Maximum | Nominal | Maximum | Nominal | Maximum | Nominal |
| Modulated Average - 2 Tx Chain (dBm) SDM - 5GHz Antenna 1b | 20 MHz Bandwidth | 36 | 9.00 | 7.50 | 10.50 | 9.00 | 10.50 | 9.00 | 10.50 | 9.00 | | | | |
| | | 40 | 9.00 | 7.50 | 10.50 | 9.00 | 10.50 | 9.00 | 10.50 | 9.00 | | | | |
| | | 44 | 9.00 | 7.50 | 10.50 | 9.00 | 10.50 | 9.00 | 10.50 | 9.00 | | | | |
| | | 48 | 9.00 | 7.50 | 10.50 | 9.00 | 10.50 | 9.00 | 10.50 | 9.00 | | | | |
| | | 52 | 9.00 | 7.50 | 10.50 | 9.00 | 10.50 | 9.00 | 10.50 | 9.00 | | | | |
| | | 56 | 9.00 | 7.50 | 10.50 | 9.00 | 10.50 | 9.00 | 10.50 | 9.00 | | | | |
| | | 60 | 9.00 | 7.50 | 10.50 | 9.00 | 10.50 | 9.00 | 10.50 | 9.00 | | | | |
| | | 64 | 9.00 | 7.50 | 10.50 | 9.00 | 10.50 | 9.00 | 10.50 | 9.00 | | | | |
| | | 100 | 9.00 | 7.50 | 10.25 | 8.75 | 10.25 | 8.75 | 10.25 | 8.75 | | | | |
| | | 104 | 9.00 | 7.50 | 10.25 | 8.75 | 10.25 | 8.75 | 10.25 | 8.75 | | | | |
| | | 108 | 9.00 | 7.50 | 10.25 | 8.75 | 10.25 | 8.75 | 10.25 | 8.75 | | | | |
| | | 112 | 9.00 | 7.50 | 10.25 | 8.75 | 10.25 | 8.75 | 10.25 | 8.75 | | | | |
| | | 116 | 9.00 | 7.50 | 10.25 | 8.75 | 10.25 | 8.75 | 10.25 | 8.75 | | | | |
| | | 120 | 9.00 | 7.50 | 10.25 | 8.75 | 10.25 | 8.75 | 10.25 | 8.75 | | | | |
| | | 124 | 9.00 | 7.50 | 10.25 | 8.75 | 10.25 | 8.75 | 10.25 | 8.75 | | | | |
| | | 128 | 9.00 | 7.50 | 10.25 | 8.75 | 10.25 | 8.75 | 10.25 | 8.75 | | | | |
| | | 132 | 9.00 | 7.50 | 10.25 | 8.75 | 10.25 | 8.75 | 10.25 | 8.75 | | | | |
| | | 136 | 9.00 | 7.50 | 10.25 | 8.75 | 10.25 | 8.75 | 10.25 | 8.75 | | | | |
| | | 140 | 9.00 | 7.50 | 10.25 | 8.75 | 10.25 | 8.75 | 10.25 | 8.75 | | | | |
| | | 144 | 9.00 | 7.50 | 10.25 | 8.75 | 10.25 | 8.75 | 10.25 | 8.75 | | | | |
| | | 149 | 10.00 | 8.50 | 10.00 | 8.50 | 10.00 | 8.50 | 10.00 | 8.50 | | | | |
| | | 153 | 10.00 | 8.50 | 10.00 | 8.50 | 10.00 | 8.50 | 10.00 | 8.50 | | | | |
| | | 157 | 10.00 | 8.50 | 10.00 | 8.50 | 10.00 | 8.50 | 10.00 | 8.50 | | | | |
| | | 161 | 10.00 | 8.50 | 10.00 | 8.50 | 10.00 | 8.50 | 10.00 | 8.50 | | | | |
| | | 165 | 10.00 | 8.50 | 10.00 | 8.50 | 10.00 | 8.50 | 10.00 | 8.50 | | | | |
| | 40 MHz Bandwidth | 38 | 9.00 | 7.50 | 10.50 | 9.00 | 10.50 | 9.00 | 10.50 | 9.00 | 10.50 | 9.00 | | |
| | | 46 | 9.00 | 7.50 | 10.50 | 9.00 | 10.50 | 9.00 | 10.50 | 9.00 | 10.50 | 9.00 | | |
| | | 54 | 9.00 | 7.50 | 10.50 | 9.00 | 10.50 | 9.00 | 10.50 | 9.00 | 10.50 | 9.00 | | |
| | | 62 | 9.00 | 7.50 | 10.50 | 9.00 | 10.50 | 9.00 | 10.50 | 9.00 | 10.50 | 9.00 | | |
| | | 102 | 9.00 | 7.50 | 10.25 | 8.75 | 10.25 | 8.75 | 10.25 | 8.75 | 10.25 | 8.75 | | |
| | | 110 | 9.00 | 7.50 | 10.25 | 8.75 | 10.25 | 8.75 | 10.25 | 8.75 | 10.25 | 8.75 | | |
| | | 118 | 9.00 | 7.50 | 10.25 | 8.75 | 10.25 | 8.75 | 10.25 | 8.75 | 10.25 | 8.75 | | |
| | | 126 | 9.00 | 7.50 | 10.25 | 8.75 | 10.25 | 8.75 | 10.25 | 8.75 | 10.25 | 8.75 | | |
| | | 134 | 9.00 | 7.50 | 10.25 | 8.75 | 10.25 | 8.75 | 10.25 | 8.75 | 10.25 | 8.75 | | |
| | | 142 | 9.00 | 7.50 | 10.25 | 8.75 | 10.25 | 8.75 | 10.25 | 8.75 | 10.25 | 8.75 | | |
| | | 151 | 10.00 | 8.50 | 10.00 | 8.50 | 10.00 | 8.50 | 10.00 | 8.50 | 10.00 | 8.50 | | |
| | | 159 | 10.00 | 8.50 | 10.00 | 8.50 | 10.00 | 8.50 | 10.00 | 8.50 | 10.00 | 8.50 | | |
| | 80 MHz Bandwidth | 42 | 9.00 | 7.50 | 10.50 | 9.00 | 10.50 | 9.00 | 10.50 | 9.00 | 10.50 | 9.00 | 10.50 | 9.00 |
| | | 58 | 9.00 | 7.50 | 10.50 | 9.00 | 10.50 | 9.00 | 10.50 | 9.00 | 10.50 | 9.00 | 10.50 | 9.00 |
| | | 106 | 9.00 | 7.50 | 10.25 | 8.75 | 10.25 | 8.75 | 10.25 | 8.75 | 10.25 | 8.75 | 10.25 | 8.75 |
| | | 122 | 9.00 | 7.50 | 10.25 | 8.75 | 10.25 | 8.75 | 10.25 | 8.75 | 10.25 | 8.75 | 10.25 | 8.75 |
| | | 138 | 9.00 | 7.50 | 10.25 | 8.75 | 10.25 | 8.75 | 10.25 | 8.75 | 10.25 | 8.75 | 10.25 | 8.75 |
| | | 155 | 10.00 | 8.50 | 10.00 | 8.50 | 10.00 | 8.50 | 10.00 | 8.50 | 10.00 | 8.50 | 10.00 | 8.50 |

Note: In MIMO operations, each antenna transmits at maximum allowed powers as indicated above.


© 2022 PCTEST

| Mode/ Band | | Tones | 26T | | 52T | | 106T | | 242T | | 484T | | 996T | |
|---|---|---|---|---|---|---|---|---|---|---|---|---|---|---|
| | | Channel | Maximum | Nominal | Maximum | Nominal | Maximum | Nominal | Maximum | Nominal | Maximum | Nominal | Maximum | Nominal |
| Modulated Average - Single Tx Chain (dBm) - 5GHz Antenna 2b | 20 MHz Bandwidth | 36 | 10.25 | 8.75 | 10.25 | 8.75 | 10.25 | 8.75 | 10.25 | 8.75 | | | | |
| | | 40 | 10.25 | 8.75 | 10.25 | 8.75 | 10.25 | 8.75 | 10.25 | 8.75 | | | | |
| | | 44 | 10.25 | 8.75 | 10.25 | 8.75 | 10.25 | 8.75 | 10.25 | 8.75 | | | | |
| | | 48 | 10.25 | 8.75 | 10.25 | 8.75 | 10.25 | 8.75 | 10.25 | 8.75 | | | | |
| | | 52 | 9.50 | 8.00 | 9.50 | 8.00 | 9.50 | 8.00 | 9.50 | 8.00 | | | | |
| | | 56 | 9.50 | 8.00 | 9.50 | 8.00 | 9.50 | 8.00 | 9.50 | 8.00 | | | | |
| | | 60 | 9.50 | 8.00 | 9.50 | 8.00 | 9.50 | 8.00 | 9.50 | 8.00 | | | | |
| | | 64 | 9.50 | 8.00 | 9.50 | 8.00 | 9.50 | 8.00 | 9.50 | 8.00 | | | | |
| | | 100 | 10.00 | 8.50 | 10.00 | 8.50 | 10.00 | 8.50 | 10.00 | 8.50 | | | | |
| | | 104 | 10.00 | 8.50 | 10.00 | 8.50 | 10.00 | 8.50 | 10.00 | 8.50 | | | | |
| | | 108 | 10.00 | 8.50 | 10.00 | 8.50 | 10.00 | 8.50 | 10.00 | 8.50 | | | | |
| | | 112 | 10.00 | 8.50 | 10.00 | 8.50 | 10.00 | 8.50 | 10.00 | 8.50 | | | | |
| | | 116 | 10.00 | 8.50 | 10.00 | 8.50 | 10.00 | 8.50 | 10.00 | 8.50 | | | | |
| | | 120 | 10.00 | 8.50 | 10.00 | 8.50 | 10.00 | 8.50 | 10.00 | 8.50 | | | | |
| | | 124 | 10.00 | 8.50 | 10.00 | 8.50 | 10.00 | 8.50 | 10.00 | 8.50 | | | | |
| | | 128 | 10.00 | 8.50 | 10.00 | 8.50 | 10.00 | 8.50 | 10.00 | 8.50 | | | | |
| | | 132 | 10.00 | 8.50 | 10.00 | 8.50 | 10.00 | 8.50 | 10.00 | 8.50 | | | | |
| | | 136 | 10.00 | 8.50 | 10.00 | 8.50 | 10.00 | 8.50 | 10.00 | 8.50 | | | | |
| | | 140 | 10.00 | 8.50 | 10.00 | 8.50 | 10.00 | 8.50 | 10.00 | 8.50 | | | | |
| | | 144 | 10.00 | 8.50 | 10.00 | 8.50 | 10.00 | 8.50 | 10.00 | 8.50 | | | | |
| | | 149 | 10.00 | 8.50 | 10.00 | 8.50 | 10.00 | 8.50 | 10.00 | 8.50 | | | | |
| | | 153 | 10.00 | 8.50 | 10.00 | 8.50 | 10.00 | 8.50 | 10.00 | 8.50 | | | | |
| | | 157 | 10.00 | 8.50 | 10.00 | 8.50 | 10.00 | 8.50 | 10.00 | 8.50 | | | | |
| | | 161 | 10.00 | 8.50 | 10.00 | 8.50 | 10.00 | 8.50 | 10.00 | 8.5 | | | | |
| | | 165 | 10.00 | 8.50 | 10.00 | 8.50 | 10.00 | 8.50 | 10.00 | 8.5 | | | | |
| | 40 MHz Bandwidth | 38 | 10.25 | 8.75 | 10.25 | 8.75 | 10.25 | 8.75 | 10.25 | 8.75 | 10.25 | 8.75 | | |
| | | 46 | 10.25 | 8.75 | 10.25 | 8.75 | 10.25 | 8.75 | 10.25 | 8.75 | 10.25 | 8.75 | | |
| | | 54 | 9.50 | 8.00 | 9.50 | 8.00 | 9.50 | 8.00 | 9.50 | 8.00 | 9.50 | 8.00 | | |
| | | 62 | 9.50 | 8.00 | 9.50 | 8.00 | 9.50 | 8.00 | 9.50 | 8.00 | 9.50 | 8.00 | | |
| | | 102 | 10.00 | 8.50 | 10.00 | 8.50 | 10.00 | 8.50 | 10.00 | 8.50 | 10.00 | 8.50 | | |
| | | 110 | 10.00 | 8.50 | 10.00 | 8.50 | 10.00 | 8.50 | 10.00 | 8.50 | 10.00 | 8.50 | | |
| | | 118 | 10.00 | 8.50 | 10.00 | 8.50 | 10.00 | 8.50 | 10.00 | 8.50 | 10.00 | 8.50 | | |
| | | 126 | 10.00 | 8.50 | 10.00 | 8.50 | 10.00 | 8.50 | 10.00 | 8.50 | 10.00 | 8.50 | | |
| | | 134 | 10.00 | 8.50 | 10.00 | 8.50 | 10.00 | 8.50 | 10.00 | 8.50 | 10.00 | 8.50 | | |
| | | 142 | 10.00 | 8.50 | 10.00 | 8.50 | 10.00 | 8.50 | 10.00 | 8.50 | 10.00 | 8.50 | | |
| | | 151 | 10.00 | 8.50 | 10.00 | 8.50 | 10.00 | 8.50 | 10.00 | 8.50 | 10.00 | 8.50 | | |
| | | 159 | 10.00 | 8.50 | 10.00 | 8.50 | 10.00 | 8.50 | 10.00 | 8.50 | 10.00 | 8.50 | | |
| | 80 MHz Bandwidth | 42 | 10.25 | 8.75 | 10.25 | 8.75 | 10.25 | 8.75 | 10.25 | 8.75 | 10.25 | 8.75 | 10.25 | 8.75 |
| | | 58 | 9.50 | 8.00 | 9.50 | 8.00 | 9.50 | 8.00 | 9.50 | 8.00 | 9.50 | 8.00 | 9.50 | 8.00 |
| | | 106 | 10.00 | 8.50 | 10.00 | 8.50 | 10.00 | 8.50 | 10.00 | 8.50 | 10.00 | 8.50 | 10.00 | 8.50 |
| | | 122 | 10.00 | 8.50 | 10.00 | 8.50 | 10.00 | 8.50 | 10.00 | 8.50 | 10.00 | 8.50 | 10.00 | 8.50 |
| | | 138 | 10.00 | 8.50 | 10.00 | 8.50 | 10.00 | 8.50 | 10.00 | 8.50 | 10.00 | 8.50 | 10.00 | 8.50 |
| | | 155 | 10.00 | 8.50 | 10.00 | 8.50 | 10.00 | 8.50 | 10.00 | 8.50 | 10.00 | 8.50 | 10.00 | 8.50 |


© 2022 PCTEST

| Mode/ Band | | Tones | 26T | | 52T | | 106T | | 242T | | 484T | | 996T | |
|---|---|---|---|---|---|---|---|---|---|---|---|---|---|---|
| | | Channel | Maximum | Nominal | Maximum | Nominal | Maximum | Nominal | Maximum | Nominal | Maximum | Nominal | Maximum | Nominal |
| Modulated Average - 2 Tx Chain (dBm) CDD - 5GHz Antenna 2b | 20 MHz Bandwidth | 36 | 9.00 | 7.50 | 10.25 | 8.75 | 10.25 | 8.75 | 10.25 | 8.75 | | | | |
| | | 40 | 9.00 | 7.50 | 10.25 | 8.75 | 10.25 | 8.75 | 10.25 | 8.75 | | | | |
| | | 44 | 9.00 | 7.50 | 10.25 | 8.75 | 10.25 | 8.75 | 10.25 | 8.75 | | | | |
| | | 48 | 9.00 | 7.50 | 10.25 | 8.75 | 10.25 | 8.75 | 10.25 | 8.75 | | | | |
| | | 52 | 9.00 | 7.50 | 9.50 | 8.00 | 9.50 | 8.00 | 9.50 | 8.00 | | | | |
| | | 56 | 9.00 | 7.50 | 9.50 | 8.00 | 9.50 | 8.00 | 9.50 | 8.00 | | | | |
| | | 60 | 9.00 | 7.50 | 9.50 | 8.00 | 9.50 | 8.00 | 9.50 | 8.00 | | | | |
| | | 64 | 9.00 | 7.50 | 9.50 | 8.00 | 9.50 | 8.00 | 9.50 | 8.00 | | | | |
| | | 100 | 9.00 | 7.50 | 10.00 | 8.50 | 10.00 | 8.50 | 10.00 | 8.50 | | | | |
| | | 104 | 9.00 | 7.50 | 10.00 | 8.50 | 10.00 | 8.50 | 10.00 | 8.50 | | | | |
| | | 108 | 9.00 | 7.50 | 10.00 | 8.50 | 10.00 | 8.50 | 10.00 | 8.50 | | | | |
| | | 112 | 9.00 | 7.50 | 10.00 | 8.50 | 10.00 | 8.50 | 10.00 | 8.50 | | | | |
| | | 116 | 9.00 | 7.50 | 10.00 | 8.50 | 10.00 | 8.50 | 10.00 | 8.50 | | | | |
| | | 120 | 9.00 | 7.50 | 10.00 | 8.50 | 10.00 | 8.50 | 10.00 | 8.50 | | | | |
| | | 124 | 9.00 | 7.50 | 10.00 | 8.50 | 10.00 | 8.50 | 10.00 | 8.50 | | | | |
| | | 128 | 9.00 | 7.50 | 10.00 | 8.50 | 10.00 | 8.50 | 10.00 | 8.50 | | | | |
| | | 132 | 9.00 | 7.50 | 10.00 | 8.50 | 10.00 | 8.50 | 10.00 | 8.50 | | | | |
| | | 136 | 9.00 | 7.50 | 10.00 | 8.50 | 10.00 | 8.50 | 10.00 | 8.50 | | | | |
| | | 140 | 9.00 | 7.50 | 10.00 | 8.50 | 10.00 | 8.50 | 10.00 | 8.50 | | | | |
| | | 144 | 9.00 | 7.50 | 10.00 | 8.50 | 10.00 | 8.50 | 10.00 | 8.50 | | | | |
| | | 149 | 10.00 | 8.50 | 10.00 | 8.50 | 10.00 | 8.50 | 10.00 | 8.50 | | | | |
| | | 153 | 10.00 | 8.50 | 10.00 | 8.50 | 10.00 | 8.50 | 10.00 | 8.50 | | | | |
| | | 157 | 10.00 | 8.50 | 10.00 | 8.50 | 10.00 | 8.50 | 10.00 | 8.50 | | | | |
| | | 161 | 10.00 | 8.50 | 10.00 | 8.50 | 10.00 | 8.50 | 10.00 | 8.50 | | | | |
| | | 165 | 10.00 | 8.50 | 10.00 | 8.50 | 10.00 | 8.50 | 10.00 | 8.50 | | | | |
| | 40 MHz Bandwidth | 38 | 9.00 | 7.50 | 10.25 | 8.75 | 10.25 | 8.75 | 10.25 | 8.75 | 10.25 | 8.75 | | |
| | | 46 | 9.00 | 7.50 | 10.25 | 8.75 | 10.25 | 8.75 | 10.25 | 8.75 | 10.25 | 8.75 | | |
| | | 54 | 9.00 | 7.50 | 9.50 | 8.00 | 9.50 | 8.00 | 9.50 | 8.00 | 9.50 | 8.00 | | |
| | | 62 | 9.00 | 7.50 | 9.50 | 8.00 | 9.50 | 8.00 | 9.50 | 8.00 | 9.50 | 8.00 | | |
| | | 102 | 9.00 | 7.50 | 10.00 | 8.50 | 10.00 | 8.50 | 10.00 | 8.50 | 10.00 | 8.50 | | |
| | | 110 | 9.00 | 7.50 | 10.00 | 8.50 | 10.00 | 8.50 | 10.00 | 8.50 | 10.00 | 8.50 | | |
| | | 118 | 9.00 | 7.50 | 10.00 | 8.50 | 10.00 | 8.50 | 10.00 | 8.50 | 10.00 | 8.50 | | |
| | | 126 | 9.00 | 7.50 | 10.00 | 8.50 | 10.00 | 8.50 | 10.00 | 8.50 | 10.00 | 8.50 | | |
| | | 134 | 9.00 | 7.50 | 10.00 | 8.50 | 10.00 | 8.50 | 10.00 | 8.50 | 10.00 | 8.50 | | |
| | | 142 | 9.00 | 7.50 | 10.00 | 8.50 | 10.00 | 8.50 | 10.00 | 8.50 | 10.00 | 8.50 | | |
| | | 151 | 10.00 | 8.50 | 10.00 | 8.50 | 10.00 | 8.50 | 10.00 | 8.50 | 10.00 | 8.50 | | |
| | | 159 | 10.00 | 8.50 | 10.00 | 8.50 | 10.00 | 8.50 | 10.00 | 8.50 | 10.00 | 8.50 | | |
| | 80 MHz Bandwidth | 42 | 9.00 | 7.50 | 10.25 | 8.75 | 10.25 | 8.75 | 10.25 | 8.75 | 10.25 | 8.75 | 10.25 | 8.75 |
| | | 58 | 9.00 | 7.50 | 9.50 | 8.00 | 9.50 | 8.00 | 9.50 | 8.00 | 9.50 | 8.00 | 9.50 | 8.00 |
| | | 106 | 9.00 | 7.50 | 10.00 | 8.50 | 10.00 | 8.50 | 10.00 | 8.50 | 10.00 | 8.50 | 10.00 | 8.50 |
| | | 122 | 9.00 | 7.50 | 10.00 | 8.50 | 10.00 | 8.50 | 10.00 | 8.50 | 10.00 | 8.50 | 10.00 | 8.50 |
| | | 138 | 9.00 | 7.50 | 10.00 | 8.50 | 10.00 | 8.50 | 10.00 | 8.50 | 10.00 | 8.50 | 10.00 | 8.50 |
| | | 155 | 10.00 | 8.50 | 10.00 | 8.50 | 10.00 | 8.50 | 10.00 | 8.50 | 10.00 | 8.50 | 10.00 | 8.50 |

Note: In MIMO operations, each antenna transmits at maximum allowed powers as indicated above.


© 2022 PCTEST

| Mode/ Band | | Tones | 26T | | 52T | | 106T | | 242T | | 484T | | 996T | |
|---|---|---|---|---|---|---|---|---|---|---|---|---|---|---|
| | | Channel | Maximum | Nominal | Maximum | Nominal | Maximum | Nominal | Maximum | Nominal | Maximum | Nominal | Maximum | Nominal |
| Modulated Average - 2 Tx Chain (dBm) SDM - 5GHz Antenna 2b | 20 MHz Bandwidth | 36 | 9.00 | 7.50 | 10.25 | 8.75 | 10.25 | 8.75 | 10.25 | 8.75 | | | | |
| | | 40 | 9.00 | 7.50 | 10.25 | 8.75 | 10.25 | 8.75 | 10.25 | 8.75 | | | | |
| | | 44 | 9.00 | 7.50 | 10.25 | 8.75 | 10.25 | 8.75 | 10.25 | 8.75 | | | | |
| | | 48 | 9.00 | 7.50 | 10.25 | 8.75 | 10.25 | 8.75 | 10.25 | 8.75 | | | | |
| | | 52 | 9.00 | 7.50 | 9.50 | 8.00 | 9.50 | 8.00 | 9.50 | 8.00 | | | | |
| | | 56 | 9.00 | 7.50 | 9.50 | 8.00 | 9.50 | 8.00 | 9.50 | 8.00 | | | | |
| | | 60 | 9.00 | 7.50 | 9.50 | 8.00 | 9.50 | 8.00 | 9.50 | 8.00 | | | | |
| | | 64 | 9.00 | 7.50 | 9.50 | 8.00 | 9.50 | 8.00 | 9.50 | 8.00 | | | | |
| | | 100 | 9.00 | 7.50 | 10.00 | 8.50 | 10.00 | 8.50 | 10.00 | 8.50 | | | | |
| | | 104 | 9.00 | 7.50 | 10.00 | 8.50 | 10.00 | 8.50 | 10.00 | 8.50 | | | | |
| | | 108 | 9.00 | 7.50 | 10.00 | 8.50 | 10.00 | 8.50 | 10.00 | 8.50 | | | | |
| | | 112 | 9.00 | 7.50 | 10.00 | 8.50 | 10.00 | 8.50 | 10.00 | 8.50 | | | | |
| | | 116 | 9.00 | 7.50 | 10.00 | 8.50 | 10.00 | 8.50 | 10.00 | 8.50 | | | | |
| | | 120 | 9.00 | 7.50 | 10.00 | 8.50 | 10.00 | 8.50 | 10.00 | 8.50 | | | | |
| | | 124 | 9.00 | 7.50 | 10.00 | 8.50 | 10.00 | 8.50 | 10.00 | 8.50 | | | | |
| | | 128 | 9.00 | 7.50 | 10.00 | 8.50 | 10.00 | 8.50 | 10.00 | 8.50 | | | | |
| | | 132 | 9.00 | 7.50 | 10.00 | 8.50 | 10.00 | 8.50 | 10.00 | 8.50 | | | | |
| | | 136 | 9.00 | 7.50 | 10.00 | 8.50 | 10.00 | 8.50 | 10.00 | 8.50 | | | | |
| | | 140 | 9.00 | 7.50 | 10.00 | 8.50 | 10.00 | 8.50 | 10.00 | 8.50 | | | | |
| | | 144 | 9.00 | 7.50 | 10.00 | 8.50 | 10.00 | 8.50 | 10.00 | 8.50 | | | | |
| | | 149 | 10.00 | 8.50 | 10.00 | 8.50 | 10.00 | 8.50 | 10.00 | 8.50 | | | | |
| | | 153 | 10.00 | 8.50 | 10.00 | 8.50 | 10.00 | 8.50 | 10.00 | 8.50 | | | | |
| | | 157 | 10.00 | 8.50 | 10.00 | 8.50 | 10.00 | 8.50 | 10.00 | 8.50 | | | | |
| | | 161 | 10.00 | 8.50 | 10.00 | 8.50 | 10.00 | 8.50 | 10.00 | 8.50 | | | | |
| | | 165 | 10.00 | 8.50 | 10.00 | 8.50 | 10.00 | 8.50 | 10.00 | 8.50 | | | | |
| | 40 MHz Bandwidth | 38 | 9.00 | 7.50 | 10.25 | 8.75 | 10.25 | 8.75 | 10.25 | 8.75 | 10.25 | 8.75 | | |
| | | 46 | 9.00 | 7.50 | 10.25 | 8.75 | 10.25 | 8.75 | 10.25 | 8.75 | 10.25 | 8.75 | | |
| | | 54 | 9.00 | 7.50 | 9.50 | 8.00 | 9.50 | 8.00 | 9.50 | 8.00 | 9.50 | 8.00 | | |
| | | 62 | 9.00 | 7.50 | 9.50 | 8.00 | 9.50 | 8.00 | 9.50 | 8.00 | 9.50 | 8.00 | | |
| | | 102 | 9.00 | 7.50 | 10.00 | 8.50 | 10.00 | 8.50 | 10.00 | 8.50 | 10.00 | 8.50 | | |
| | | 110 | 9.00 | 7.50 | 10.00 | 8.50 | 10.00 | 8.50 | 10.00 | 8.50 | 10.00 | 8.50 | | |
| | | 118 | 9.00 | 7.50 | 10.00 | 8.50 | 10.00 | 8.50 | 10.00 | 8.50 | 10.00 | 8.50 | | |
| | | 126 | 9.00 | 7.50 | 10.00 | 8.50 | 10.00 | 8.50 | 10.00 | 8.50 | 10.00 | 8.50 | | |
| | | 134 | 9.00 | 7.50 | 10.00 | 8.50 | 10.00 | 8.50 | 10.00 | 8.50 | 10.00 | 8.50 | | |
| | | 142 | 9.00 | 7.50 | 10.00 | 8.50 | 10.00 | 8.50 | 10.00 | 8.50 | 10.00 | 8.50 | | |
| | | 151 | 10.00 | 8.50 | 10.00 | 8.50 | 10.00 | 8.50 | 10.00 | 8.50 | 10.00 | 8.50 | | |
| | | 159 | 10.00 | 8.50 | 10.00 | 8.50 | 10.00 | 8.50 | 10.00 | 8.50 | 10.00 | 8.50 | | |
| | 80 MHz Bandwidth | 42 | 9.00 | 7.50 | 10.25 | 8.75 | 10.25 | 8.75 | 10.25 | 8.75 | 10.25 | 8.75 | 10.25 | 8.75 |
| | | 58 | 9.00 | 7.50 | 9.50 | 8.00 | 9.50 | 8.00 | 9.50 | 8.00 | 9.50 | 8.00 | 9.50 | 8.00 |
| | | 106 | 9.00 | 7.50 | 10.00 | 8.50 | 10.00 | 8.50 | 10.00 | 8.50 | 10.00 | 8.50 | 10.00 | 8.50 |
| | | 122 | 9.00 | 7.50 | 10.00 | 8.50 | 10.00 | 8.50 | 10.00 | 8.50 | 10.00 | 8.50 | 10.00 | 8.50 |
| | | 138 | 9.00 | 7.50 | 10.00 | 8.50 | 10.00 | 8.50 | 10.00 | 8.50 | 10.00 | 8.50 | 10.00 | 8.50 |
| | | 155 | 10.00 | 8.50 | 10.00 | 8.50 | 10.00 | 8.50 | 10.00 | 8.50 | 10.00 | 8.50 | 10.00 | 8.50 |

Note: In MIMO operations, each antenna transmits at maximum allowed powers as indicated above.


© 2022 PCTEST

| Mode/ Band | | Tones | 26T | | 52T | | 106T | | 242T | | 484T | | 996T | |
|---|---|---|---|---|---|---|---|---|---|---|---|---|---|---|
| | | Channel | Maximum | Nominal | Maximum | Nominal | Maximum | Nominal | Maximum | Nominal | Maximum | Nominal | Maximum | Nominal |
| Modulated Average - Single Tx Chain (dBm) - 5GHz Antenna 3a | 20 MHz Bandwidth | 36 | 10.25 | 8.75 | 10.25 | 8.75 | 10.25 | 8.75 | 10.25 | 8.75 | | | | |
| | | 40 | 10.25 | 8.75 | 10.25 | 8.75 | 10.25 | 8.75 | 10.25 | 8.75 | | | | |
| | | 44 | 10.25 | 8.75 | 10.25 | 8.75 | 10.25 | 8.75 | 10.25 | 8.75 | | | | |
| | | 48 | 10.25 | 8.75 | 10.25 | 8.75 | 10.25 | 8.75 | 10.25 | 8.75 | | | | |
| | | 52 | 10.50 | 9.00 | 10.50 | 9.00 | 10.50 | 9.00 | 10.50 | 9.00 | | | | |
| | | 56 | 10.50 | 9.00 | 10.50 | 9.00 | 10.50 | 9.00 | 10.50 | 9.00 | | | | |
| | | 60 | 10.50 | 9.00 | 10.50 | 9.00 | 10.50 | 9.00 | 10.50 | 9.00 | | | | |
| | | 64 | 10.50 | 9.00 | 10.50 | 9.00 | 10.50 | 9.00 | 10.50 | 9.00 | | | | |
| | | 100 | 11.00 | 9.50 | 11.00 | 9.50 | 11.00 | 9.50 | 11.00 | 9.50 | | | | |
| | | 104 | 11.00 | 9.50 | 11.00 | 9.50 | 11.00 | 9.50 | 11.00 | 9.50 | | | | |
| | | 108 | 11.00 | 9.50 | 11.00 | 9.50 | 11.00 | 9.50 | 11.00 | 9.50 | | | | |
| | | 112 | 11.00 | 9.50 | 11.00 | 9.50 | 11.00 | 9.50 | 11.00 | 9.50 | | | | |
| | | 116 | 11.00 | 9.50 | 11.00 | 9.50 | 11.00 | 9.50 | 11.00 | 9.50 | | | | |
| | | 120 | 11.00 | 9.50 | 11.00 | 9.50 | 11.00 | 9.50 | 11.00 | 9.50 | | | | |
| | | 124 | 11.00 | 9.50 | 11.00 | 9.50 | 11.00 | 9.50 | 11.00 | 9.50 | | | | |
| | | 128 | 11.00 | 9.50 | 11.00 | 9.50 | 11.00 | 9.50 | 11.00 | 9.50 | | | | |
| | | 132 | 11.00 | 9.50 | 11.00 | 9.50 | 11.00 | 9.50 | 11.00 | 9.50 | | | | |
| | | 136 | 11.00 | 9.50 | 11.00 | 9.50 | 11.00 | 9.50 | 11.00 | 9.50 | | | | |
| | | 140 | 11.00 | 9.50 | 11.00 | 9.50 | 11.00 | 9.50 | 11.00 | 9.50 | | | | |
| | | 144 | 11.00 | 9.50 | 11.00 | 9.50 | 11.00 | 9.50 | 11.00 | 9.50 | | | | |
| | | 149 | 10.25 | 8.75 | 10.25 | 8.75 | 10.25 | 8.75 | 10.25 | 8.75 | | | | |
| | | 153 | 10.25 | 8.75 | 10.25 | 8.75 | 10.25 | 8.75 | 10.25 | 8.75 | | | | |
| | | 157 | 10.25 | 8.75 | 10.25 | 8.75 | 10.25 | 8.75 | 10.25 | 8.75 | | | | |
| | | 161 | 10.25 | 8.75 | 10.25 | 8.75 | 10.25 | 8.75 | 10.25 | 8.75 | | | | |
| | | 165 | 10.25 | 8.75 | 10.25 | 8.75 | 10.25 | 8.75 | 10.25 | 8.75 | | | | |
| | 40 MHz Bandwidth | 38 | 10.25 | 8.75 | 10.25 | 8.75 | 10.25 | 8.75 | 10.25 | 8.75 | 10.25 | 8.75 | | |
| | | 46 | 10.25 | 8.75 | 10.25 | 8.75 | 10.25 | 8.75 | 10.25 | 8.75 | 10.25 | 8.75 | | |
| | | 54 | 10.50 | 9.00 | 10.50 | 9.00 | 10.50 | 9.00 | 10.50 | 9.00 | 10.50 | 9.00 | | |
| | | 62 | 10.50 | 9.00 | 10.50 | 9.00 | 10.50 | 9.00 | 10.50 | 9.00 | 10.50 | 9.00 | | |
| | | 102 | 11.00 | 9.50 | 11.00 | 9.50 | 11.00 | 9.50 | 11.00 | 9.50 | 11.00 | 9.50 | | |
| | | 110 | 11.00 | 9.50 | 11.00 | 9.50 | 11.00 | 9.50 | 11.00 | 9.50 | 11.00 | 9.50 | | |
| | | 118 | 11.00 | 9.50 | 11.00 | 9.50 | 11.00 | 9.50 | 11.00 | 9.50 | 11.00 | 9.50 | | |
| | | 126 | 11.00 | 9.50 | 11.00 | 9.50 | 11.00 | 9.50 | 11.00 | 9.50 | 11.00 | 9.50 | | |
| | | 134 | 11.00 | 9.50 | 11.00 | 9.50 | 11.00 | 9.50 | 11.00 | 9.50 | 11.00 | 9.50 | | |
| | | 142 | 11.00 | 9.50 | 11.00 | 9.50 | 11.00 | 9.50 | 11.00 | 9.50 | 11.00 | 9.50 | | |
| | | 151 | 10.25 | 8.75 | 10.25 | 8.75 | 10.25 | 8.75 | 10.25 | 8.75 | 10.25 | 8.75 | | |
| | | 159 | 10.25 | 8.75 | 10.25 | 8.75 | 10.25 | 8.75 | 10.25 | 8.75 | 10.25 | 8.75 | | |
| | 80 MHz Bandwidth | 42 | 10.25 | 8.75 | 10.25 | 8.75 | 10.25 | 8.75 | 10.25 | 8.75 | 10.25 | 8.75 | 10.25 | 8.75 |
| | | 58 | 10.50 | 9.00 | 10.50 | 9.00 | 10.50 | 9.00 | 10.50 | 9.00 | 10.50 | 9.00 | 10.50 | 9.00 |
| | | 106 | 10.50 | 9.00 | 11.00 | 9.50 | 11.00 | 9.50 | 11.00 | 9.50 | 11.00 | 9.50 | 11.00 | 9.50 |
| | | 122 | 11.00 | 9.50 | 11.00 | 9.50 | 11.00 | 9.50 | 11.00 | 9.50 | 11.00 | 9.50 | 11.00 | 9.50 |
| | | 138 | 11.00 | 9.50 | 11.00 | 9.50 | 11.00 | 9.50 | 11.00 | 9.50 | 11.00 | 9.50 | 11.00 | 9.50 |
| | | 155 | 10.25 | 8.75 | 10.25 | 8.75 | 10.25 | 8.75 | 10.25 | 8.75 | 10.25 | 8.75 | 10.25 | 8.75 |


© 2022 PCTEST

| Mode/ Band | | Tones | 26T | | 52T | | 106T | | 242T | | 484T | | 996T | |
|---|---|---|---|---|---|---|---|---|---|---|---|---|---|---|
| | | Channel | Maximum | Nominal | Maximum | Nominal | Maximum | Nominal | Maximum | Nominal | Maximum | Nominal | Maximum | Nominal |
| Modulated Average - 2 Tx Chain (dBm) CDD - 5GHz Antenna 3a | 20 MHz Bandwidth | 36 | 9.00 | 7.50 | 10.25 | 8.75 | 10.25 | 8.75 | 10.25 | 8.75 | | | | |
| | | 40 | 9.00 | 7.50 | 10.25 | 8.75 | 10.25 | 8.75 | 10.25 | 8.75 | | | | |
| | | 44 | 9.00 | 7.50 | 10.25 | 8.75 | 10.25 | 8.75 | 10.25 | 8.75 | | | | |
| | | 48 | 9.00 | 7.50 | 10.25 | 8.75 | 10.25 | 8.75 | 10.25 | 8.75 | | | | |
| | | 52 | 9.00 | 7.50 | 10.50 | 9.00 | 10.50 | 9.00 | 10.50 | 9.00 | | | | |
| | | 56 | 9.00 | 7.50 | 10.50 | 9.00 | 10.50 | 9.00 | 10.50 | 9.00 | | | | |
| | | 60 | 9.00 | 7.50 | 10.50 | 9.00 | 10.50 | 9.00 | 10.50 | 9.00 | | | | |
| | | 64 | 9.00 | 7.50 | 10.50 | 9.00 | 10.50 | 9.00 | 10.50 | 9.00 | | | | |
| | | 100 | 9.00 | 7.50 | 11.00 | 9.50 | 11.00 | 9.50 | 11.00 | 9.50 | | | | |
| | | 104 | 9.00 | 7.50 | 11.00 | 9.50 | 11.00 | 9.50 | 11.00 | 9.50 | | | | |
| | | 108 | 9.00 | 7.50 | 11.00 | 9.50 | 11.00 | 9.50 | 11.00 | 9.50 | | | | |
| | | 112 | 9.00 | 7.50 | 11.00 | 9.50 | 11.00 | 9.50 | 11.00 | 9.50 | | | | |
| | | 116 | 9.00 | 7.50 | 11.00 | 9.50 | 11.00 | 9.50 | 11.00 | 9.50 | | | | |
| | | 120 | 9.00 | 7.50 | 11.00 | 9.50 | 11.00 | 9.50 | 11.00 | 9.50 | | | | |
| | | 124 | 9.00 | 7.50 | 11.00 | 9.50 | 11.00 | 9.50 | 11.00 | 9.50 | | | | |
| | | 128 | 9.00 | 7.50 | 11.00 | 9.50 | 11.00 | 9.50 | 11.00 | 9.50 | | | | |
| | | 132 | 9.00 | 7.50 | 11.00 | 9.50 | 11.00 | 9.50 | 11.00 | 9.50 | | | | |
| | | 136 | 9.00 | 7.50 | 11.00 | 9.50 | 11.00 | 9.50 | 11.00 | 9.50 | | | | |
| | | 140 | 9.00 | 7.50 | 11.00 | 9.50 | 11.00 | 9.50 | 11.00 | 9.50 | | | | |
| | | 144 | 9.00 | 7.50 | 11.00 | 9.50 | 11.00 | 9.50 | 11.00 | 9.50 | | | | |
| | | 149 | 10.25 | 8.75 | 10.25 | 8.75 | 10.25 | 8.75 | 10.25 | 8.75 | | | | |
| | | 153 | 10.25 | 8.75 | 10.25 | 8.75 | 10.25 | 8.75 | 10.25 | 8.75 | | | | |
| | | 157 | 10.25 | 8.75 | 10.25 | 8.75 | 10.25 | 8.75 | 10.25 | 8.75 | | | | |
| | | 161 | 10.25 | 8.75 | 10.25 | 8.75 | 10.25 | 8.75 | 10.25 | 8.75 | | | | |
| | | 165 | 10.25 | 8.75 | 10.25 | 8.75 | 10.25 | 8.75 | 10.25 | 8.75 | | | | |
| | 40 MHz Bandwidth | 38 | 9.00 | 7.50 | 10.25 | 8.75 | 10.25 | 8.75 | 10.25 | 8.75 | 10.25 | 8.75 | | |
| | | 46 | 9.00 | 7.50 | 10.25 | 8.75 | 10.25 | 8.75 | 10.25 | 8.75 | 10.25 | 8.75 | | |
| | | 54 | 9.00 | 7.50 | 10.50 | 9.00 | 10.50 | 9.00 | 10.50 | 9.00 | 10.50 | 9.00 | | |
| | | 62 | 9.00 | 7.50 | 10.50 | 9.00 | 10.50 | 9.00 | 10.50 | 9.00 | 10.50 | 9.00 | | |
| | | 102 | 9.00 | 7.50 | 11.00 | 9.50 | 11.00 | 9.50 | 11.00 | 9.50 | 11.00 | 9.50 | | |
| | | 110 | 9.00 | 7.50 | 11.00 | 9.50 | 11.00 | 9.50 | 11.00 | 9.50 | 11.00 | 9.50 | | |
| | | 118 | 9.00 | 7.50 | 11.00 | 9.50 | 11.00 | 9.50 | 11.00 | 9.50 | 11.00 | 9.50 | | |
| | | 126 | 9.00 | 7.50 | 11.00 | 9.50 | 11.00 | 9.50 | 11.00 | 9.50 | 11.00 | 9.50 | | |
| | | 134 | 9.00 | 7.50 | 11.00 | 9.50 | 11.00 | 9.50 | 11.00 | 9.50 | 11.00 | 9.50 | | |
| | | 142 | 9.00 | 7.50 | 11.00 | 9.50 | 11.00 | 9.50 | 11.00 | 9.50 | 11.00 | 9.50 | | |
| | | 151 | 10.25 | 8.75 | 10.25 | 8.75 | 10.25 | 8.75 | 10.25 | 8.75 | 10.25 | 8.75 | | |
| | | 159 | 10.25 | 8.75 | 10.25 | 8.75 | 10.25 | 8.75 | 10.25 | 8.75 | 10.25 | 8.75 | | |
| | 80 MHz Bandwidth | 42 | 9.00 | 7.50 | 10.25 | 8.75 | 10.25 | 8.75 | 10.25 | 8.75 | 10.25 | 8.75 | 10.25 | 8.75 |
| | | 58 | 9.00 | 7.50 | 10.50 | 9.00 | 10.50 | 9.00 | 10.50 | 9.00 | 10.50 | 9.00 | 10.50 | 9.00 |
| | | 106 | 9.00 | 7.50 | 11.00 | 9.50 | 11.00 | 9.50 | 11.00 | 9.50 | 11.00 | 9.50 | 11.00 | 9.50 |
| | | 122 | 9.00 | 7.50 | 11.00 | 9.50 | 11.00 | 9.50 | 11.00 | 9.50 | 11.00 | 9.50 | 11.00 | 9.50 |
| | | 138 | 9.00 | 7.50 | 11.00 | 9.50 | 11.00 | 9.50 | 11.00 | 9.50 | 11.00 | 9.50 | 11.00 | 9.50 |
| | | 155 | 10.25 | 8.75 | 10.25 | 8.75 | 10.25 | 8.75 | 10.25 | 8.75 | 10.25 | 8.75 | 10.25 | 8.75 |

Note: In MIMO operations, each antenna transmits at maximum allowed powers as indicated above.


© 2022 PCTEST

| Mode/ Band | | Tones | 26T | | 52T | | 106T | | 242T | | 484T | | 996T | |
|---|---|---|---|---|---|---|---|---|---|---|---|---|---|---|
| | | Channel | Maximum | Nominal | Maximum | Nominal | Maximum | Nominal | Maximum | Nominal | Maximum | Nominal | Maximum | Nominal |
| Modulated Average - 2 Tx Chain (dBm) SDM - 5GHz Antenna 3a | 20 MHz Bandwidth | 36 | 9.00 | 7.50 | 10.25 | 8.75 | 10.25 | 8.75 | 10.25 | 8.75 | | | | |
| | | 40 | 9.00 | 7.50 | 10.25 | 8.75 | 10.25 | 8.75 | 10.25 | 8.75 | | | | |
| | | 44 | 9.00 | 7.50 | 10.25 | 8.75 | 10.25 | 8.75 | 10.25 | 8.75 | | | | |
| | | 48 | 9.00 | 7.50 | 10.25 | 8.75 | 10.25 | 8.75 | 10.25 | 8.75 | | | | |
| | | 52 | 9.00 | 7.50 | 10.50 | 9.00 | 10.50 | 9.00 | 10.50 | 9.00 | | | | |
| | | 56 | 9.00 | 7.50 | 10.50 | 9.00 | 10.50 | 9.00 | 10.50 | 9.00 | | | | |
| | | 60 | 9.00 | 7.50 | 10.50 | 9.00 | 10.50 | 9.00 | 10.50 | 9.00 | | | | |
| | | 64 | 9.00 | 7.50 | 10.50 | 9.00 | 10.50 | 9.00 | 10.50 | 9.00 | | | | |
| | | 100 | 9.00 | 7.50 | 11.00 | 9.50 | 11.00 | 9.50 | 11.00 | 9.50 | | | | |
| | | 104 | 9.00 | 7.50 | 11.00 | 9.50 | 11.00 | 9.50 | 11.00 | 9.50 | | | | |
| | | 108 | 9.00 | 7.50 | 11.00 | 9.50 | 11.00 | 9.50 | 11.00 | 9.50 | | | | |
| | | 112 | 9.00 | 7.50 | 11.00 | 9.50 | 11.00 | 9.50 | 11.00 | 9.50 | | | | |
| | | 116 | 9.00 | 7.50 | 11.00 | 9.50 | 11.00 | 9.50 | 11.00 | 9.50 | | | | |
| | | 120 | 9.00 | 7.50 | 11.00 | 9.50 | 11.00 | 9.50 | 11.00 | 9.50 | | | | |
| | | 124 | 9.00 | 7.50 | 11.00 | 9.50 | 11.00 | 9.50 | 11.00 | 9.50 | | | | |
| | | 128 | 9.00 | 7.50 | 11.00 | 9.50 | 11.00 | 9.50 | 11.00 | 9.50 | | | | |
| | | 132 | 9.00 | 7.50 | 11.00 | 9.50 | 11.00 | 9.50 | 11.00 | 9.50 | | | | |
| | | 136 | 9.00 | 7.50 | 11.00 | 9.50 | 11.00 | 9.50 | 11.00 | 9.50 | | | | |
| | | 140 | 9.00 | 7.50 | 11.00 | 9.50 | 11.00 | 9.50 | 11.00 | 9.50 | | | | |
| | | 144 | 9.00 | 7.50 | 11.00 | 9.50 | 11.00 | 9.50 | 11.00 | 9.50 | | | | |
| | | 149 | 10.25 | 8.75 | 10.25 | 8.75 | 10.25 | 8.75 | 10.25 | 8.75 | | | | |
| | | 153 | 10.25 | 8.75 | 10.25 | 8.75 | 10.25 | 8.75 | 10.25 | 8.75 | | | | |
| | | 157 | 10.25 | 8.75 | 10.25 | 8.75 | 10.25 | 8.75 | 10.25 | 8.75 | | | | |
| | | 161 | 10.25 | 8.75 | 10.25 | 8.75 | 10.25 | 8.75 | 10.25 | 8.75 | | | | |
| | | 165 | 10.25 | 8.75 | 10.25 | 8.75 | 10.25 | 8.75 | 10.25 | 8.75 | | | | |
| | 40 MHz Bandwidth | 38 | 9.00 | 7.50 | 10.25 | 8.75 | 10.25 | 8.75 | 10.25 | 8.75 | 10.25 | 8.75 | | |
| | | 46 | 9.00 | 7.50 | 10.25 | 8.75 | 10.25 | 8.75 | 10.25 | 8.75 | 10.25 | 8.75 | | |
| | | 54 | 9.00 | 7.50 | 10.50 | 9.00 | 10.50 | 9.00 | 10.50 | 9.00 | 10.50 | 9.00 | | |
| | | 62 | 9.00 | 7.50 | 10.50 | 9.00 | 10.50 | 9.00 | 10.50 | 9.00 | 10.50 | 9.00 | | |
| | | 102 | 9.00 | 7.50 | 11.00 | 9.50 | 11.00 | 9.50 | 11.00 | 9.50 | 11.00 | 9.50 | | |
| | | 110 | 9.00 | 7.50 | 11.00 | 9.50 | 11.00 | 9.50 | 11.00 | 9.50 | 11.00 | 9.50 | | |
| | | 118 | 9.00 | 7.50 | 11.00 | 9.50 | 11.00 | 9.50 | 11.00 | 9.50 | 11.00 | 9.50 | | |
| | | 126 | 9.00 | 7.50 | 11.00 | 9.50 | 11.00 | 9.50 | 11.00 | 9.50 | 11.00 | 9.50 | | |
| | | 134 | 9.00 | 7.50 | 11.00 | 9.50 | 11.00 | 9.50 | 11.00 | 9.50 | 11.00 | 9.50 | | |
| | | 142 | 9.00 | 7.50 | 11.00 | 9.50 | 11.00 | 9.50 | 11.00 | 9.50 | 11.00 | 9.50 | | |
| | | 151 | 10.25 | 8.75 | 10.25 | 8.75 | 10.25 | 8.75 | 10.25 | 8.75 | 10.25 | 8.75 | | |
| | | 159 | 10.25 | 8.75 | 10.25 | 8.75 | 10.25 | 8.75 | 10.25 | 8.75 | 10.25 | 8.75 | | |
| | 80 MHz Bandwidth | 42 | 9.00 | 7.50 | 10.25 | 8.75 | 10.25 | 8.75 | 10.25 | 8.75 | 10.25 | 8.75 | 10.25 | 8.75 |
| | | 58 | 9.00 | 7.50 | 10.50 | 9.00 | 10.50 | 9.00 | 10.50 | 9.00 | 10.50 | 9.00 | 10.50 | 9.00 |
| | | 106 | 9.00 | 7.50 | 11.00 | 9.50 | 11.00 | 9.50 | 11.00 | 9.50 | 11.00 | 9.50 | 11.00 | 9.50 |
| | | 122 | 9.00 | 7.50 | 11.00 | 9.50 | 11.00 | 9.50 | 11.00 | 9.50 | 11.00 | 9.50 | 11.00 | 9.50 |
| | | 138 | 9.00 | 7.50 | 11.00 | 9.50 | 11.00 | 9.50 | 11.00 | 9.50 | 11.00 | 9.50 | 11.00 | 9.50 |
| | | 155 | 10.25 | 8.75 | 10.25 | 8.75 | 10.25 | 8.75 | 10.25 | 8.75 | 10.25 | 8.75 | 10.25 | 8.75 |

Note: In MIMO operations, each antenna transmits at maximum allowed powers as indicated above.


© 2022 PCTEST

## H.2.2 Reduced 802.11ax RU Time-Averaged Output Power

Below table is applicable in the following conditions:
-Simultaneous conditions with Licensed Bands Antenna 1a/1b active
-Simultaneous conditions with Inter-Band ULCA active

| Mode/ Band | | Tones | 26T | | 52T | | 106T | | 242T | |
|---|---|---|---|---|---|---|---|---|---|---|
| | | Channel | Maximum | Nominal | Maximum | Nominal | Maximum | Nominal | Maximum | Nominal |
| Modulated Average - Single Tx Chain (dBm) - Antenna 1a | 20 MHz Bandwidth | 1 | 10.50 | 9.00 | 10.50 | 9.00 | 10.50 | 9.00 | 10.50 | 9.00 |
| | | 2 | 10.50 | 9.00 | 10.50 | 9.00 | 10.50 | 9.00 | 10.50 | 9.00 |
| | | 3 | 10.50 | 9.00 | 10.50 | 9.00 | 10.50 | 9.00 | 10.50 | 9.00 |
| | | 4 | 10.50 | 9.00 | 10.50 | 9.00 | 10.50 | 9.00 | 10.50 | 9.00 |
| | | 5 | 10.50 | 9.00 | 10.50 | 9.00 | 10.50 | 9.00 | 10.50 | 9.00 |
| | | 6 | 10.50 | 9.00 | 10.50 | 9.00 | 10.50 | 9.00 | 10.50 | 9.00 |
| | | 7 | 10.50 | 9.00 | 10.50 | 9.00 | 10.50 | 9.00 | 10.50 | 9.00 |
| | | 8 | 10.50 | 9.00 | 10.50 | 9.00 | 10.50 | 9.00 | 10.50 | 9.00 |
| | | 9 | 10.50 | 9.00 | 10.50 | 9.00 | 10.50 | 9.00 | 10.50 | 9.00 |
| | | 10 | 10.50 | 9.00 | 10.50 | 9.00 | 10.50 | 9.00 | 10.50 | 9.00 |
| | | 11 | 10.50 | 9.00 | 10.50 | 9.00 | 10.50 | 9.00 | 10.50 | 9.00 |
| | | 12 | 10.50 | 9.00 | 10.50 | 9.00 | 10.50 | 9.00 | 10.50 | 9.00 |
| | | 13 | N/A | N/A | N/A | N/A | N/A | N/A | N/A | N/A |

Below table is applicable in the following conditions:
-Simultaneous conditions with Licensed Bands Antenna 1a/1b active
-Simultaneous conditions with Inter-Band ULCA active

| Mode/ Band | | Tones | 26T | | 52T | | 106T | | 242T | |
|---|---|---|---|---|---|---|---|---|---|---|
| | | Channel | Maximum | Nominal | Maximum | Nominal | Maximum | Nominal | Maximum | Nominal |
| Modulated Average - 2 Tx Chain (dBm) - Antenna 1a | 20 MHz Bandwidth | 1 | 10.50 | 9.00 | 10.50 | 9.00 | 10.50 | 9.00 | 10.50 | 9.00 |
| | | 2 | 10.50 | 9.00 | 10.50 | 9.00 | 10.50 | 9.00 | 10.50 | 9.00 |
| | | 3 | 10.50 | 9.00 | 10.50 | 9.00 | 10.50 | 9.00 | 10.50 | 9.00 |
| | | 4 | 10.50 | 9.00 | 10.50 | 9.00 | 10.50 | 9.00 | 10.50 | 9.00 |
| | | 5 | 10.50 | 9.00 | 10.50 | 9.00 | 10.50 | 9.00 | 10.50 | 9.00 |
| | | 6 | 10.50 | 9.00 | 10.50 | 9.00 | 10.50 | 9.00 | 10.50 | 9.00 |
| | | 7 | 10.50 | 9.00 | 10.50 | 9.00 | 10.50 | 9.00 | 10.50 | 9.00 |
| | | 8 | 10.50 | 9.00 | 10.50 | 9.00 | 10.50 | 9.00 | 10.50 | 9.00 |
| | | 9 | 10.50 | 9.00 | 10.50 | 9.00 | 10.50 | 9.00 | 10.50 | 9.00 |
| | | 10 | 10.50 | 9.00 | 10.50 | 9.00 | 10.50 | 9.00 | 10.50 | 9.00 |
| | | 11 | 10.50 | 9.00 | 10.50 | 9.00 | 10.50 | 9.00 | 10.50 | 9.00 |
| | | 12 | 10.50 | 9.00 | 10.50 | 9.00 | 10.50 | 9.00 | 10.50 | 9.00 |
| | | 13 | N/A | N/A | N/A | N/A | N/A | N/A | N/A | N/A |

Note: In MIMO operations, each antenna transmits at maximum allowed powers as indicated above.


© 2022 PCTEST

Below table is applicable in the following conditions:
-Simultaneous conditions with Licensed Bands Antenna 3a/3b active
-Simultaneous conditions with Inter-Band ULCA active

| Mode/ Band | | Tones | 26T | | 52T | | 106T | | 242T | |
|---|---|---|---|---|---|---|---|---|---|---|
| | | Channel | Maximum | Nominal | Maximum | Nominal | Maximum | Nominal | Maximum | Nominal |
| Modulated Average - Single Tx Chain (dBm) - Antenna 3a | 20 MHz Bandwidth | 1 | 9.25 | 7.75 | 9.25 | 7.75 | 9.25 | 7.75 | 9.25 | 7.75 |
| | | 2 | 9.25 | 7.75 | 9.25 | 7.75 | 9.25 | 7.75 | 9.25 | 7.75 |
| | | 3 | 9.25 | 7.75 | 9.25 | 7.75 | 9.25 | 7.75 | 9.25 | 7.75 |
| | | 4 | 9.25 | 7.75 | 9.25 | 7.75 | 9.25 | 7.75 | 9.25 | 7.75 |
| | | 5 | 9.25 | 7.75 | 9.25 | 7.75 | 9.25 | 7.75 | 9.25 | 7.75 |
| | | 6 | 9.25 | 7.75 | 9.25 | 7.75 | 9.25 | 7.75 | 9.25 | 7.75 |
| | | 7 | 9.25 | 7.75 | 9.25 | 7.75 | 9.25 | 7.75 | 9.25 | 7.75 |
| | | 8 | 9.25 | 7.75 | 9.25 | 7.75 | 9.25 | 7.75 | 9.25 | 7.75 |
| | | 9 | 9.25 | 7.75 | 9.25 | 7.75 | 9.25 | 7.75 | 9.25 | 7.75 |
| | | 10 | 9.25 | 7.75 | 9.25 | 7.75 | 9.25 | 7.75 | 9.25 | 7.75 |
| | | 11 | 9.25 | 7.75 | 9.25 | 7.75 | 9.25 | 7.75 | 9.25 | 7.75 |
| | | 12 | 9.25 | 7.75 | 9.25 | 7.75 | 9.25 | 7.75 | 9.25 | 7.75 |
| | | 13 | N/A | N/A | N/A | N/A | N/A | N/A | N/A | N/A |

Below table is applicable in the following conditions:
-Simultaneous conditions with Licensed Bands Antenna 3a/3b active
-Simultaneous conditions with Inter-Band ULCA active

| Mode/ Band | | Tones | 26T | | 52T | | 106T | | 242T | |
|---|---|---|---|---|---|---|---|---|---|---|
| | | Channel | Maximum | Nominal | Maximum | Nominal | Maximum | Nominal | Maximum | Nominal |
| Modulated Average - 2 Tx Chain (dBm) - Antenna 3a | 20 MHz Bandwidth | 1 | 9.25 | 7.75 | 9.25 | 7.75 | 9.25 | 7.75 | 9.25 | 7.75 |
| | | 2 | 9.25 | 7.75 | 9.25 | 7.75 | 9.25 | 7.75 | 9.25 | 7.75 |
| | | 3 | 9.25 | 7.75 | 9.25 | 7.75 | 9.25 | 7.75 | 9.25 | 7.75 |
| | | 4 | 9.25 | 7.75 | 9.25 | 7.75 | 9.25 | 7.75 | 9.25 | 7.75 |
| | | 5 | 9.25 | 7.75 | 9.25 | 7.75 | 9.25 | 7.75 | 9.25 | 7.75 |
| | | 6 | 9.25 | 7.75 | 9.25 | 7.75 | 9.25 | 7.75 | 9.25 | 7.75 |
| | | 7 | 9.25 | 7.75 | 9.25 | 7.75 | 9.25 | 7.75 | 9.25 | 7.75 |
| | | 8 | 9.25 | 7.75 | 9.25 | 7.75 | 9.25 | 7.75 | 9.25 | 7.75 |
| | | 9 | 9.25 | 7.75 | 9.25 | 7.75 | 9.25 | 7.75 | 9.25 | 7.75 |
| | | 10 | 9.25 | 7.75 | 9.25 | 7.75 | 9.25 | 7.75 | 9.25 | 7.75 |
| | | 11 | 9.25 | 7.75 | 9.25 | 7.75 | 9.25 | 7.75 | 9.25 | 7.75 |
| | | 12 | 9.25 | 7.75 | 9.25 | 7.75 | 9.25 | 7.75 | 9.25 | 7.75 |
| | | 13 | N/A | N/A | N/A | N/A | N/A | N/A | N/A | N/A |

Note: In MIMO operations, each antenna transmits at maximum allowed powers as indicated above.


© 2022 PCTEST

Below table is applicable in the following conditions:
-Simultaneous conditions with Licensed Bands Antenna 1a/1b active
-Simultaneous conditions with Inter-Band ULCA active

| Mode/ Band | | Tones | 26T | | 52T | | 106T | | 242T | | 484T | | 996T | |
|---|---|---|---|---|---|---|---|---|---|---|---|---|---|---|
| | | Channel | Maximum | Nominal | Maximum | Nominal | Maximum | Nominal | Maximum | Nominal | Maximum | Nominal | Maximum | Nominal |
| Modulated Average - Single Tx Chain (dBm) - 5GHz Antenna 1b | 20 MHz Bandwidth | 36 | 4.50 | 3.00 | 4.50 | 3.00 | 4.50 | 3.00 | 4.50 | 3.00 | | | | |
| | | 40 | 4.50 | 3.00 | 4.50 | 3.00 | 4.50 | 3.00 | 4.50 | 3.00 | | | | |
| | | 44 | 4.50 | 3.00 | 4.50 | 3.00 | 4.50 | 3.00 | 4.50 | 3.00 | | | | |
| | | 48 | 4.50 | 3.00 | 4.50 | 3.00 | 4.50 | 3.00 | 4.50 | 3.00 | | | | |
| | | 52 | 4.50 | 3.00 | 4.50 | 3.00 | 4.50 | 3.00 | 4.50 | 3.00 | | | | |
| | | 56 | 4.50 | 3.00 | 4.50 | 3.00 | 4.50 | 3.00 | 4.50 | 3.00 | | | | |
| | | 60 | 4.50 | 3.00 | 4.50 | 3.00 | 4.50 | 3.00 | 4.50 | 3.00 | | | | |
| | | 64 | 4.50 | 3.00 | 4.50 | 3.00 | 4.50 | 3.00 | 4.50 | 3.00 | | | | |
| | | 100 | 4.25 | 2.75 | 4.25 | 2.75 | 4.25 | 2.75 | 4.25 | 2.75 | | | | |
| | | 104 | 4.25 | 2.75 | 4.25 | 2.75 | 4.25 | 2.75 | 4.25 | 2.75 | | | | |
| | | 108 | 4.25 | 2.75 | 4.25 | 2.75 | 4.25 | 2.75 | 4.25 | 2.75 | | | | |
| | | 112 | 4.25 | 2.75 | 4.25 | 2.75 | 4.25 | 2.75 | 4.25 | 2.75 | | | | |
| | | 116 | 4.25 | 2.75 | 4.25 | 2.75 | 4.25 | 2.75 | 4.25 | 2.75 | | | | |
| | | 120 | 4.25 | 2.75 | 4.25 | 2.75 | 4.25 | 2.75 | 4.25 | 2.75 | | | | |
| | | 124 | 4.25 | 2.75 | 4.25 | 2.75 | 4.25 | 2.75 | 4.25 | 2.75 | | | | |
| | | 128 | 4.25 | 2.75 | 4.25 | 2.75 | 4.25 | 2.75 | 4.25 | 2.75 | | | | |
| | | 132 | 4.25 | 2.75 | 4.25 | 2.75 | 4.25 | 2.75 | 4.25 | 2.75 | | | | |
| | | 136 | 4.25 | 2.75 | 4.25 | 2.75 | 4.25 | 2.75 | 4.25 | 2.75 | | | | |
| | | 140 | 4.25 | 2.75 | 4.25 | 2.75 | 4.25 | 2.75 | 4.25 | 2.75 | | | | |
| | | 144 | 4.25 | 2.75 | 4.25 | 2.75 | 4.25 | 2.75 | 4.25 | 2.75 | | | | |
| | | 149 | 4.00 | 2.50 | 4.00 | 2.50 | 4.00 | 2.50 | 4.00 | 2.50 | | | | |
| | | 153 | 4.00 | 2.50 | 4.00 | 2.50 | 4.00 | 2.50 | 4.00 | 2.50 | | | | |
| | | 157 | 4.00 | 2.50 | 4.00 | 2.50 | 4.00 | 2.50 | 4.00 | 2.50 | | | | |
| | | 161 | 4.00 | 2.50 | 4.00 | 2.50 | 4.00 | 2.50 | 4.00 | 2.50 | | | | |
| | | 165 | 4.00 | 2.50 | 4.00 | 2.50 | 4.00 | 2.50 | 4.00 | 2.50 | | | | |
| | 40 MHz Bandwidth | 38 | 4.50 | 3.00 | 4.50 | 3.00 | 4.50 | 3.00 | 4.50 | 3.00 | 4.50 | 3.00 | | |
| | | 46 | 4.50 | 3.00 | 4.50 | 3.00 | 4.50 | 3.00 | 4.50 | 3.00 | 4.50 | 3.00 | | |
| | | 54 | 4.50 | 3.00 | 4.50 | 3.00 | 4.50 | 3.00 | 4.50 | 3.00 | 4.50 | 3.00 | | |
| | | 62 | 4.50 | 3.00 | 4.50 | 3.00 | 4.50 | 3.00 | 4.50 | 3.00 | 4.50 | 3.00 | | |
| | | 102 | 4.25 | 2.75 | 4.25 | 2.75 | 4.25 | 2.75 | 4.25 | 2.75 | 4.25 | 2.75 | | |
| | | 110 | 4.25 | 2.75 | 4.25 | 2.75 | 4.25 | 2.75 | 4.25 | 2.75 | 4.25 | 2.75 | | |
| | | 118 | 4.25 | 2.75 | 4.25 | 2.75 | 4.25 | 2.75 | 4.25 | 2.75 | 4.25 | 2.75 | | |
| | | 126 | 4.25 | 2.75 | 4.25 | 2.75 | 4.25 | 2.75 | 4.25 | 2.75 | 4.25 | 2.75 | | |
| | | 134 | 4.25 | 2.75 | 4.25 | 2.75 | 4.25 | 2.75 | 4.25 | 2.75 | 4.25 | 2.75 | | |
| | | 142 | 4.25 | 2.75 | 4.25 | 2.75 | 4.25 | 2.75 | 4.25 | 2.75 | 4.25 | 2.75 | | |
| | | 151 | 4.00 | 2.50 | 4.00 | 2.50 | 4.00 | 2.50 | 4.00 | 2.50 | 4.00 | 2.50 | | |
| | | 159 | 4.00 | 2.50 | 4.00 | 2.50 | 4.00 | 2.50 | 4.00 | 2.50 | 4.00 | 2.50 | | |
| | 80 MHz Bandwidth | 42 | 4.50 | 3.00 | 4.50 | 3.00 | 4.50 | 3.00 | 4.50 | 3.00 | 4.50 | 3.00 | 4.50 | 3.00 |
| | | 58 | 4.50 | 3.00 | 4.50 | 3.00 | 4.50 | 3.00 | 4.50 | 3.00 | 4.50 | 3.00 | 4.50 | 3.00 |
| | | 106 | 4.25 | 2.75 | 4.25 | 2.75 | 4.25 | 2.75 | 4.25 | 2.75 | 4.25 | 2.75 | 4.25 | 2.75 |
| | | 122 | 4.25 | 2.75 | 4.25 | 2.75 | 4.25 | 2.75 | 4.25 | 2.75 | 4.25 | 2.75 | 4.25 | 2.75 |
| | | 138 | 4.25 | 2.75 | 4.25 | 2.75 | 4.25 | 2.75 | 4.25 | 2.75 | 4.25 | 2.75 | 4.25 | 2.75 |
| | | 155 | 4.00 | 2.50 | 4.00 | 2.50 | 4.00 | 2.50 | 4.00 | 2.50 | 4.00 | 2.50 | 4.00 | 2.50 |


© 2022 PCTEST

Below table is applicable in the following conditions:
-Simultaneous conditions with Licensed Bands Antenna 1a/1b active
-Simultaneous conditions with Inter-Band ULCA active

| Mode/ Band | | Tones | 26T | | 52T | | 106T | | 242T | | 484T | | 996T | |
|---|---|---|---|---|---|---|---|---|---|---|---|---|---|---|
| | | Channel | Maximum | Nominal | Maximum | Nominal | Maximum | Nominal | Maximum | Nominal | Maximum | Nominal | Maximum | Nominal |
| Modulated Average - 2 Tx Chain (dBm) CDD - 5GHz Antenna 1b | 20 MHz Bandwidth | 36 | 4.50 | 3.00 | 4.50 | 3.00 | 4.50 | 3.00 | 4.50 | 3.00 | | | | |
| | | 40 | 4.50 | 3.00 | 4.50 | 3.00 | 4.50 | 3.00 | 4.50 | 3.00 | | | | |
| | | 44 | 4.50 | 3.00 | 4.50 | 3.00 | 4.50 | 3.00 | 4.50 | 3.00 | | | | |
| | | 48 | 4.50 | 3.00 | 4.50 | 3.00 | 4.50 | 3.00 | 4.50 | 3.00 | | | | |
| | | 52 | 4.50 | 3.00 | 4.50 | 3.00 | 4.50 | 3.00 | 4.50 | 3.00 | | | | |
| | | 56 | 4.50 | 3.00 | 4.50 | 3.00 | 4.50 | 3.00 | 4.50 | 3.00 | | | | |
| | | 60 | 4.50 | 3.00 | 4.50 | 3.00 | 4.50 | 3.00 | 4.50 | 3.00 | | | | |
| | | 64 | 4.50 | 3.00 | 4.50 | 3.00 | 4.50 | 3.00 | 4.50 | 3.00 | | | | |
| | | 100 | 4.25 | 2.75 | 4.25 | 2.75 | 4.25 | 2.75 | 4.25 | 2.75 | | | | |
| | | 104 | 4.25 | 2.75 | 4.25 | 2.75 | 4.25 | 2.75 | 4.25 | 2.75 | | | | |
| | | 108 | 4.25 | 2.75 | 4.25 | 2.75 | 4.25 | 2.75 | 4.25 | 2.75 | | | | |
| | | 112 | 4.25 | 2.75 | 4.25 | 2.75 | 4.25 | 2.75 | 4.25 | 2.75 | | | | |
| | | 116 | 4.25 | 2.75 | 4.25 | 2.75 | 4.25 | 2.75 | 4.25 | 2.75 | | | | |
| | | 120 | 4.25 | 2.75 | 4.25 | 2.75 | 4.25 | 2.75 | 4.25 | 2.75 | | | | |
| | | 124 | 4.25 | 2.75 | 4.25 | 2.75 | 4.25 | 2.75 | 4.25 | 2.75 | | | | |
| | | 128 | 4.25 | 2.75 | 4.25 | 2.75 | 4.25 | 2.75 | 4.25 | 2.75 | | | | |
| | | 132 | 4.25 | 2.75 | 4.25 | 2.75 | 4.25 | 2.75 | 4.25 | 2.75 | | | | |
| | | 136 | 4.25 | 2.75 | 4.25 | 2.75 | 4.25 | 2.75 | 4.25 | 2.75 | | | | |
| | | 140 | 4.25 | 2.75 | 4.25 | 2.75 | 4.25 | 2.75 | 4.25 | 2.75 | | | | |
| | | 144 | 4.25 | 2.75 | 4.25 | 2.75 | 4.25 | 2.75 | 4.25 | 2.75 | | | | |
| | | 149 | 4.00 | 2.50 | 4.00 | 2.50 | 4.00 | 2.50 | 4.00 | 2.50 | | | | |
| | | 153 | 4.00 | 2.50 | 4.00 | 2.50 | 4.00 | 2.50 | 4.00 | 2.50 | | | | |
| | | 157 | 4.00 | 2.50 | 4.00 | 2.50 | 4.00 | 2.50 | 4.00 | 2.50 | | | | |
| | | 161 | 4.00 | 2.50 | 4.00 | 2.50 | 4.00 | 2.50 | 4.00 | 2.50 | | | | |
| | | 165 | 4.00 | 2.50 | 4.00 | 2.50 | 4.00 | 2.50 | 4.00 | 2.50 | | | | |
| | 40 MHz Bandwidth | 38 | 4.50 | 3.00 | 4.50 | 3.00 | 4.50 | 3.00 | 4.50 | 3.00 | 4.50 | 3.00 | | |
| | | 46 | 4.50 | 3.00 | 4.50 | 3.00 | 4.50 | 3.00 | 4.50 | 3.00 | 4.50 | 3.00 | | |
| | | 54 | 4.50 | 3.00 | 4.50 | 3.00 | 4.50 | 3.00 | 4.50 | 3.00 | 4.50 | 3.00 | | |
| | | 62 | 4.50 | 3.00 | 4.50 | 3.00 | 4.50 | 3.00 | 4.50 | 3.00 | 4.50 | 3.00 | | |
| | | 102 | 4.25 | 2.75 | 4.25 | 2.75 | 4.25 | 2.75 | 4.25 | 2.75 | 4.25 | 2.75 | | |
| | | 110 | 4.25 | 2.75 | 4.25 | 2.75 | 4.25 | 2.75 | 4.25 | 2.75 | 4.25 | 2.75 | | |
| | | 118 | 4.25 | 2.75 | 4.25 | 2.75 | 4.25 | 2.75 | 4.25 | 2.75 | 4.25 | 2.75 | | |
| | | 126 | 4.25 | 2.75 | 4.25 | 2.75 | 4.25 | 2.75 | 4.25 | 2.75 | 4.25 | 2.75 | | |
| | | 134 | 4.25 | 2.75 | 4.25 | 2.75 | 4.25 | 2.75 | 4.25 | 2.75 | 4.25 | 2.75 | | |
| | | 142 | 4.25 | 2.75 | 4.25 | 2.75 | 4.25 | 2.75 | 4.25 | 2.75 | 4.25 | 2.75 | | |
| | | 151 | 4.00 | 2.50 | 4.00 | 2.50 | 4.00 | 2.50 | 4.00 | 2.50 | 4.00 | 2.50 | | |
| | | 159 | 4.00 | 2.50 | 4.00 | 2.50 | 4.00 | 2.50 | 4.00 | 2.50 | 4.00 | 2.50 | | |
| | 80 MHz Bandwidth | 42 | 4.50 | 3.00 | 4.50 | 3.00 | 4.50 | 3.00 | 4.50 | 3.00 | 4.50 | 3.00 | 4.50 | 3.00 |
| | | 58 | 4.50 | 3.00 | 4.50 | 3.00 | 4.50 | 3.00 | 4.50 | 3.00 | 4.50 | 3.00 | 4.50 | 3.00 |
| | | 106 | 4.25 | 2.75 | 4.25 | 2.75 | 4.25 | 2.75 | 4.25 | 2.75 | 4.25 | 2.75 | 4.25 | 2.75 |
| | | 122 | 4.25 | 2.75 | 4.25 | 2.75 | 4.25 | 2.75 | 4.25 | 2.75 | 4.25 | 2.75 | 4.25 | 2.75 |
| | | 138 | 4.25 | 2.75 | 4.25 | 2.75 | 4.25 | 2.75 | 4.25 | 2.75 | 4.25 | 2.75 | 4.25 | 2.75 |
| | | 155 | 4.00 | 2.50 | 4.00 | 2.50 | 4.00 | 2.50 | 4.00 | 2.50 | 4.00 | 2.50 | 4.00 | 2.50 |

Note: In MIMO operations, each antenna transmits at maximum allowed powers as indicated above.


© 2022 PCTEST

Below table is applicable in the following conditions:
-Simultaneous conditions with Licensed Bands Antenna 1a/1b active
-Simultaneous conditions with Inter-Band ULCA active

| Mode/ Band | | Tones | 26T | | 52T | | 106T | | 242T | | 484T | | 996T | |
|---|---|---|---|---|---|---|---|---|---|---|---|---|---|---|
| | | Channel | Maximum | Nominal | Maximum | Nominal | Maximum | Nominal | Maximum | Nominal | Maximum | Nominal | Maximum | Nominal |
| Modulated Average - 2 Tx Chain (dBm) SDM - 5GHzAntenna 1b | 20 MHz Bandwidth | 36 | 4.50 | 3.00 | 4.50 | 3.00 | 4.50 | 3.00 | 4.50 | 3.00 | | | | |
| | | 40 | 4.50 | 3.00 | 4.50 | 3.00 | 4.50 | 3.00 | 4.50 | 3.00 | | | | |
| | | 44 | 4.50 | 3.00 | 4.50 | 3.00 | 4.50 | 3.00 | 4.50 | 3.00 | | | | |
| | | 48 | 4.50 | 3.00 | 4.50 | 3.00 | 4.50 | 3.00 | 4.50 | 3.00 | | | | |
| | | 52 | 4.50 | 3.00 | 4.50 | 3.00 | 4.50 | 3.00 | 4.50 | 3.00 | | | | |
| | | 56 | 4.50 | 3.00 | 4.50 | 3.00 | 4.50 | 3.00 | 4.50 | 3.00 | | | | |
| | | 60 | 4.50 | 3.00 | 4.50 | 3.00 | 4.50 | 3.00 | 4.50 | 3.00 | | | | |
| | | 64 | 4.50 | 3.00 | 4.50 | 3.00 | 4.50 | 3.00 | 4.50 | 3.00 | | | | |
| | | 100 | 4.25 | 2.75 | 4.25 | 2.75 | 4.25 | 2.75 | 4.25 | 2.75 | | | | |
| | | 104 | 4.25 | 2.75 | 4.25 | 2.75 | 4.25 | 2.75 | 4.25 | 2.75 | | | | |
| | | 108 | 4.25 | 2.75 | 4.25 | 2.75 | 4.25 | 2.75 | 4.25 | 2.75 | | | | |
| | | 112 | 4.25 | 2.75 | 4.25 | 2.75 | 4.25 | 2.75 | 4.25 | 2.75 | | | | |
| | | 116 | 4.25 | 2.75 | 4.25 | 2.75 | 4.25 | 2.75 | 4.25 | 2.75 | | | | |
| | | 120 | 4.25 | 2.75 | 4.25 | 2.75 | 4.25 | 2.75 | 4.25 | 2.75 | | | | |
| | | 124 | 4.25 | 2.75 | 4.25 | 2.75 | 4.25 | 2.75 | 4.25 | 2.75 | | | | |
| | | 128 | 4.25 | 2.75 | 4.25 | 2.75 | 4.25 | 2.75 | 4.25 | 2.75 | | | | |
| | | 132 | 4.25 | 2.75 | 4.25 | 2.75 | 4.25 | 2.75 | 4.25 | 2.75 | | | | |
| | | 136 | 4.25 | 2.75 | 4.25 | 2.75 | 4.25 | 2.75 | 4.25 | 2.75 | | | | |
| | | 140 | 4.25 | 2.75 | 4.25 | 2.75 | 4.25 | 2.75 | 4.25 | 2.75 | | | | |
| | | 144 | 4.25 | 2.75 | 4.25 | 2.75 | 4.25 | 2.75 | 4.25 | 2.75 | | | | |
| | | 149 | 4.00 | 2.50 | 4.00 | 2.50 | 4.00 | 2.50 | 4.00 | 2.50 | | | | |
| | | 153 | 4.00 | 2.50 | 4.00 | 2.50 | 4.00 | 2.50 | 4.00 | 2.50 | | | | |
| | | 157 | 4.00 | 2.50 | 4.00 | 2.50 | 4.00 | 2.50 | 4.00 | 2.50 | | | | |
| | | 161 | 4.00 | 2.50 | 4.00 | 2.50 | 4.00 | 2.50 | 4.00 | 2.50 | | | | |
| | | 165 | 4.00 | 2.50 | 4.00 | 2.50 | 4.00 | 2.50 | 4.00 | 2.50 | | | | |
| | 40 MHz Bandwidth | 38 | 4.50 | 3.00 | 4.50 | 3.00 | 4.50 | 3.00 | 4.50 | 3.00 | 4.50 | 3.00 | | |
| | | 46 | 4.50 | 3.00 | 4.50 | 3.00 | 4.50 | 3.00 | 4.50 | 3.00 | 4.50 | 3.00 | | |
| | | 54 | 4.50 | 3.00 | 4.50 | 3.00 | 4.50 | 3.00 | 4.50 | 3.00 | 4.50 | 3.00 | | |
| | | 62 | 4.50 | 3.00 | 4.50 | 3.00 | 4.50 | 3.00 | 4.50 | 3.00 | 4.50 | 3.00 | | |
| | | 102 | 4.25 | 2.75 | 4.25 | 2.75 | 4.25 | 2.75 | 4.25 | 2.75 | 4.25 | 2.75 | | |
| | | 110 | 4.25 | 2.75 | 4.25 | 2.75 | 4.25 | 2.75 | 4.25 | 2.75 | 4.25 | 2.75 | | |
| | | 118 | 4.25 | 2.75 | 4.25 | 2.75 | 4.25 | 2.75 | 4.25 | 2.75 | 4.25 | 2.75 | | |
| | | 126 | 4.25 | 2.75 | 4.25 | 2.75 | 4.25 | 2.75 | 4.25 | 2.75 | 4.25 | 2.75 | | |
| | | 134 | 4.25 | 2.75 | 4.25 | 2.75 | 4.25 | 2.75 | 4.25 | 2.75 | 4.25 | 2.75 | | |
| | | 142 | 4.25 | 2.75 | 4.25 | 2.75 | 4.25 | 2.75 | 4.25 | 2.75 | 4.25 | 2.75 | | |
| | | 151 | 4.00 | 2.50 | 4.00 | 2.50 | 4.00 | 2.50 | 4.00 | 2.50 | 4.00 | 2.50 | | |
| | | 159 | 4.00 | 2.50 | 4.00 | 2.50 | 4.00 | 2.50 | 4.00 | 2.50 | 4.00 | 2.50 | | |
| | 80 MHz Bandwidth | 42 | 4.50 | 3.00 | 4.50 | 3.00 | 4.50 | 3.00 | 4.50 | 3.00 | 4.50 | 3.00 | 4.50 | 3.00 |
| | | 58 | 4.50 | 3.00 | 4.50 | 3.00 | 4.50 | 3.00 | 4.50 | 3.00 | 4.50 | 3.00 | 4.50 | 3.00 |
| | | 106 | 4.25 | 2.75 | 4.25 | 2.75 | 4.25 | 2.75 | 4.25 | 2.75 | 4.25 | 2.75 | 4.25 | 2.75 |
| | | 122 | 4.25 | 2.75 | 4.25 | 2.75 | 4.25 | 2.75 | 4.25 | 2.75 | 4.25 | 2.75 | 4.25 | 2.75 |
| | | 138 | 4.25 | 2.75 | 4.25 | 2.75 | 4.25 | 2.75 | 4.25 | 2.75 | 4.25 | 2.75 | 4.25 | 2.75 |
| | | 155 | 4.00 | 2.50 | 4.00 | 2.50 | 4.00 | 2.50 | 4.00 | 2.50 | 4.00 | 2.50 | 4.00 | 2.50 |

Note: In MIMO operations, each antenna transmits at maximum allowed powers as indicated above.


© 2022 PCTEST

Below table is applicable in the following conditions:
-Simultaneous conditions with Licensed Bands Antenna 2a/2b active
-Simultaneous conditions with Inter-Band ULCA active

| Mode/ Band | | Tones | 26T | | 52T | | 106T | | 242T | | 484T | | 996T | |
|---|---|---|---|---|---|---|---|---|---|---|---|---|---|---|
| | | Channel | Maximum | Nominal | Maximum | Nominal | Maximum | Nominal | Maximum | Nominal | Maximum | Nominal | Maximum | Nominal |
| Modulated Average - Single Tx Chain (dBm) - 5GHz Antenna 2b | 20 MHz Bandwidth | 36 | 7.25 | 5.75 | 7.25 | 5.75 | 7.25 | 5.75 | 7.25 | 5.75 | | | | |
| | | 40 | 7.25 | 5.75 | 7.25 | 5.75 | 7.25 | 5.75 | 7.25 | 5.75 | | | | |
| | | 44 | 7.25 | 5.75 | 7.25 | 5.75 | 7.25 | 5.75 | 7.25 | 5.75 | | | | |
| | | 48 | 7.25 | 5.75 | 7.25 | 5.75 | 7.25 | 5.75 | 7.25 | 5.75 | | | | |
| | | 52 | 6.50 | 5.00 | 6.50 | 5.00 | 6.50 | 5.00 | 6.50 | 5.00 | | | | |
| | | 56 | 6.50 | 5.00 | 6.50 | 5.00 | 6.50 | 5.00 | 6.50 | 5.00 | | | | |
| | | 60 | 6.50 | 5.00 | 6.50 | 5.00 | 6.50 | 5.00 | 6.50 | 5.00 | | | | |
| | | 64 | 6.50 | 5.00 | 6.50 | 5.00 | 6.50 | 5.00 | 6.50 | 5.00 | | | | |
| | | 100 | 7.00 | 5.50 | 7.00 | 5.50 | 7.00 | 5.50 | 7.00 | 5.50 | | | | |
| | | 104 | 7.00 | 5.50 | 7.00 | 5.50 | 7.00 | 5.50 | 7.00 | 5.50 | | | | |
| | | 108 | 7.00 | 5.50 | 7.00 | 5.50 | 7.00 | 5.50 | 7.00 | 5.50 | | | | |
| | | 112 | 7.00 | 5.50 | 7.00 | 5.50 | 7.00 | 5.50 | 7.00 | 5.50 | | | | |
| | | 116 | 7.00 | 5.50 | 7.00 | 5.50 | 7.00 | 5.50 | 7.00 | 5.50 | | | | |
| | | 120 | 7.00 | 5.50 | 7.00 | 5.50 | 7.00 | 5.50 | 7.00 | 5.50 | | | | |
| | | 124 | 7.00 | 5.50 | 7.00 | 5.50 | 7.00 | 5.50 | 7.00 | 5.50 | | | | |
| | | 128 | 7.00 | 5.50 | 7.00 | 5.50 | 7.00 | 5.50 | 7.00 | 5.50 | | | | |
| | | 132 | 7.00 | 5.50 | 7.00 | 5.50 | 7.00 | 5.50 | 7.00 | 5.50 | | | | |
| | | 136 | 7.00 | 5.50 | 7.00 | 5.50 | 7.00 | 5.50 | 7.00 | 5.50 | | | | |
| | | 140 | 7.00 | 5.50 | 7.00 | 5.50 | 7.00 | 5.50 | 7.00 | 5.50 | | | | |
| | | 144 | 7.00 | 5.50 | 7.00 | 5.50 | 7.00 | 5.50 | 7.00 | 5.50 | | | | |
| | | 149 | 7.00 | 5.50 | 7.00 | 5.50 | 7.00 | 5.50 | 7.00 | 5.50 | | | | |
| | | 153 | 7.00 | 5.50 | 7.00 | 5.50 | 7.00 | 5.50 | 7.00 | 5.50 | | | | |
| | | 157 | 7.00 | 5.50 | 7.00 | 5.50 | 7.00 | 5.50 | 7.00 | 5.50 | | | | |
| | | 161 | 7.00 | 5.50 | 7.00 | 5.50 | 7.00 | 5.50 | 7.00 | 5.50 | | | | |
| | | 165 | 7.00 | 5.50 | 7.00 | 5.50 | 7.00 | 5.50 | 7.00 | 5.50 | | | | |
| | 40 MHz Bandwidth | 38 | 7.25 | 5.75 | 7.25 | 5.75 | 7.25 | 5.75 | 7.25 | 5.75 | 7.25 | 5.75 | | |
| | | 46 | 7.25 | 5.75 | 7.25 | 5.75 | 7.25 | 5.75 | 7.25 | 5.75 | 7.25 | 5.75 | | |
| | | 54 | 6.50 | 5.00 | 6.50 | 5.00 | 6.50 | 5.00 | 6.50 | 5.00 | 6.50 | 5.00 | | |
| | | 62 | 6.50 | 5.00 | 6.50 | 5.00 | 6.50 | 5.00 | 6.50 | 5.00 | 6.50 | 5.00 | | |
| | | 102 | 7.00 | 5.50 | 7.00 | 5.50 | 7.00 | 5.50 | 7.00 | 5.50 | 7.00 | 5.50 | | |
| | | 110 | 7.00 | 5.50 | 7.00 | 5.50 | 7.00 | 5.50 | 7.00 | 5.50 | 7.00 | 5.50 | | |
| | | 118 | 7.00 | 5.50 | 7.00 | 5.50 | 7.00 | 5.50 | 7.00 | 5.50 | 7.00 | 5.50 | | |
| | | 126 | 7.00 | 5.50 | 7.00 | 5.50 | 7.00 | 5.50 | 7.00 | 5.50 | 7.00 | 5.50 | | |
| | | 134 | 7.00 | 5.50 | 7.00 | 5.50 | 7.00 | 5.50 | 7.00 | 5.50 | 7.00 | 5.50 | | |
| | | 142 | 7.00 | 5.50 | 7.00 | 5.50 | 7.00 | 5.50 | 7.00 | 5.50 | 7.00 | 5.50 | | |
| | | 151 | 7.00 | 5.50 | 7.00 | 5.50 | 7.00 | 5.50 | 7.00 | 5.50 | 7.00 | 5.50 | | |
| | | 159 | 7.00 | 5.50 | 7.00 | 5.50 | 7.00 | 5.50 | 7.00 | 5.50 | 7.00 | 5.50 | | |
| | 80 MHz Bandwidth | 42 | 7.25 | 5.75 | 7.25 | 5.75 | 7.25 | 5.75 | 7.25 | 5.75 | 7.25 | 5.75 | 7.25 | 5.75 |
| | | 58 | 6.50 | 5.00 | 6.50 | 5.00 | 6.50 | 5.00 | 6.50 | 5.00 | 6.50 | 5.00 | 6.50 | 5.00 |
| | | 106 | 7.00 | 5.50 | 7.00 | 5.50 | 7.00 | 5.50 | 7.00 | 5.50 | 7.00 | 5.50 | 7.00 | 5.50 |
| | | 122 | 7.00 | 5.50 | 7.00 | 5.50 | 7.00 | 5.50 | 7.00 | 5.50 | 7.00 | 5.50 | 7.00 | 5.50 |
| | | 138 | 7.00 | 5.50 | 7.00 | 5.50 | 7.00 | 5.50 | 7.00 | 5.50 | 7.00 | 5.50 | 7.00 | 5.50 |
| | | 155 | 7.00 | 5.50 | 7.00 | 5.50 | 7.00 | 5.50 | 7.00 | 5.50 | 7.00 | 5.50 | 7.00 | 5.50 |


© 2022 PCTEST

Below table is applicable in the following conditions:
-Simultaneous conditions with Licensed Bands Antenna 2a/2b active
-Simultaneous conditions with Inter-Band ULCA active

| Mode/ Band | | Tones | 26T | | 52T | | 106T | | 242T | | 484T | | 996T | |
|---|---|---|---|---|---|---|---|---|---|---|---|---|---|---|
| | | Channel | Maximum | Nominal | Maximum | Nominal | Maximum | Nominal | Maximum | Nominal | Maximum | Nominal | Maximum | Nominal |
| Modulated Average - 2 Tx Chain (dBm) CDD - 5GHz Antenna 2b | 20 MHz Bandwidth | 36 | 7.25 | 5.75 | 7.25 | 5.75 | 7.25 | 5.75 | 7.25 | 5.75 | | | | |
| | | 40 | 7.25 | 5.75 | 7.25 | 5.75 | 7.25 | 5.75 | 7.25 | 5.75 | | | | |
| | | 44 | 7.25 | 5.75 | 7.25 | 5.75 | 7.25 | 5.75 | 7.25 | 5.75 | | | | |
| | | 48 | 7.25 | 5.75 | 7.25 | 5.75 | 7.25 | 5.75 | 7.25 | 5.75 | | | | |
| | | 52 | 6.50 | 5.00 | 6.50 | 5.00 | 6.50 | 5.00 | 6.50 | 5.00 | | | | |
| | | 56 | 6.50 | 5.00 | 6.50 | 5.00 | 6.50 | 5.00 | 6.50 | 5.00 | | | | |
| | | 60 | 6.50 | 5.00 | 6.50 | 5.00 | 6.50 | 5.00 | 6.50 | 5.00 | | | | |
| | | 64 | 6.50 | 5.00 | 6.50 | 5.00 | 6.50 | 5.00 | 6.50 | 5.00 | | | | |
| | | 100 | 7.00 | 5.50 | 7.00 | 5.50 | 7.00 | 5.50 | 7.00 | 5.50 | | | | |
| | | 104 | 7.00 | 5.50 | 7.00 | 5.50 | 7.00 | 5.50 | 7.00 | 5.50 | | | | |
| | | 108 | 7.00 | 5.50 | 7.00 | 5.50 | 7.00 | 5.50 | 7.00 | 5.50 | | | | |
| | | 112 | 7.00 | 5.50 | 7.00 | 5.50 | 7.00 | 5.50 | 7.00 | 5.50 | | | | |
| | | 116 | 7.00 | 5.50 | 7.00 | 5.50 | 7.00 | 5.50 | 7.00 | 5.50 | | | | |
| | | 120 | 7.00 | 5.50 | 7.00 | 5.50 | 7.00 | 5.50 | 7.00 | 5.50 | | | | |
| | | 124 | 7.00 | 5.50 | 7.00 | 5.50 | 7.00 | 5.50 | 7.00 | 5.50 | | | | |
| | | 128 | 7.00 | 5.50 | 7.00 | 5.50 | 7.00 | 5.50 | 7.00 | 5.50 | | | | |
| | | 132 | 7.00 | 5.50 | 7.00 | 5.50 | 7.00 | 5.50 | 7.00 | 5.50 | | | | |
| | | 136 | 7.00 | 5.50 | 7.00 | 5.50 | 7.00 | 5.50 | 7.00 | 5.50 | | | | |
| | | 140 | 7.00 | 5.50 | 7.00 | 5.50 | 7.00 | 5.50 | 7.00 | 5.50 | | | | |
| | | 144 | 7.00 | 5.50 | 7.00 | 5.50 | 7.00 | 5.50 | 7.00 | 5.50 | | | | |
| | | 149 | 7.00 | 5.50 | 7.00 | 5.50 | 7.00 | 5.50 | 7.00 | 5.50 | | | | |
| | | 153 | 7.00 | 5.50 | 7.00 | 5.50 | 7.00 | 5.50 | 7.00 | 5.50 | | | | |
| | | 157 | 7.00 | 5.50 | 7.00 | 5.50 | 7.00 | 5.50 | 7.00 | 5.50 | | | | |
| | | 161 | 7.00 | 5.50 | 7.00 | 5.50 | 7.00 | 5.50 | 7.00 | 5.50 | | | | |
| | | 165 | 7.00 | 5.50 | 7.00 | 5.50 | 7.00 | 5.50 | 7.00 | 5.50 | | | | |
| | 40 MHz Bandwidth | 38 | 7.25 | 5.75 | 7.25 | 5.75 | 7.25 | 5.75 | 7.25 | 5.75 | 7.25 | 5.75 | | |
| | | 46 | 7.25 | 5.75 | 7.25 | 5.75 | 7.25 | 5.75 | 7.25 | 5.75 | 7.25 | 5.75 | | |
| | | 54 | 6.50 | 5.00 | 6.50 | 5.00 | 6.50 | 5.00 | 6.50 | 5.00 | 6.50 | 5.00 | | |
| | | 62 | 6.50 | 5.00 | 6.50 | 5.00 | 6.50 | 5.00 | 6.50 | 5.00 | 6.50 | 5.00 | | |
| | | 102 | 7.00 | 5.50 | 7.00 | 5.50 | 7.00 | 5.50 | 7.00 | 5.50 | 7.00 | 5.50 | | |
| | | 110 | 7.00 | 5.50 | 7.00 | 5.50 | 7.00 | 5.50 | 7.00 | 5.50 | 7.00 | 5.50 | | |
| | | 118 | 7.00 | 5.50 | 7.00 | 5.50 | 7.00 | 5.50 | 7.00 | 5.50 | 7.00 | 5.50 | | |
| | | 126 | 7.00 | 5.50 | 7.00 | 5.50 | 7.00 | 5.50 | 7.00 | 5.50 | 7.00 | 5.50 | | |
| | | 134 | 7.00 | 5.50 | 7.00 | 5.50 | 7.00 | 5.50 | 7.00 | 5.50 | 7.00 | 5.50 | | |
| | | 142 | 7.00 | 5.50 | 7.00 | 5.50 | 7.00 | 5.50 | 7.00 | 5.50 | 7.00 | 5.50 | | |
| | | 151 | 7.00 | 5.50 | 7.00 | 5.50 | 7.00 | 5.50 | 7.00 | 5.50 | 7.00 | 5.50 | | |
| | | 159 | 7.00 | 5.50 | 7.00 | 5.50 | 7.00 | 5.50 | 7.00 | 5.50 | 7.00 | 5.50 | | |
| | 80 MHz Bandwidth | 42 | 7.25 | 5.75 | 7.25 | 5.75 | 7.25 | 5.75 | 7.25 | 5.75 | 7.25 | 5.75 | 7.25 | 5.75 |
| | | 58 | 6.50 | 5.00 | 6.50 | 5.00 | 6.50 | 5.00 | 6.50 | 5.00 | 6.50 | 5.00 | 6.50 | 5.00 |
| | | 106 | 7.00 | 5.50 | 7.00 | 5.50 | 7.00 | 5.50 | 7.00 | 5.50 | 7.00 | 5.50 | 7.00 | 5.50 |
| | | 122 | 7.00 | 5.50 | 7.00 | 5.50 | 7.00 | 5.50 | 7.00 | 5.50 | 7.00 | 5.50 | 7.00 | 5.50 |
| | | 138 | 7.00 | 5.50 | 7.00 | 5.50 | 7.00 | 5.50 | 7.00 | 5.50 | 7.00 | 5.50 | 7.00 | 5.50 |
| | | 155 | 7.00 | 5.50 | 7.00 | 5.50 | 7.00 | 5.50 | 7.00 | 5.50 | 7.00 | 5.50 | 7.00 | 5.50 |

Note: In MIMO operations, each antenna transmits at maximum allowed powers as indicated above.


© 2022 PCTEST

Below table is applicable in the following conditions:
-Simultaneous conditions with Licensed Bands Antenna 2a/2b active
-Simultaneous conditions with Inter-Band ULCA active

| Mode/ Band | | Tones | 26T | | 52T | | 106T | | 242T | | 484T | | 996T | |
|---|---|---|---|---|---|---|---|---|---|---|---|---|---|---|
| | | Channel | Maximum | Nominal | Maximum | Nominal | Maximum | Nominal | Maximum | Nominal | Maximum | Nominal | Maximum | Nominal |
| Modulated Average - 2 Tx Chain (dBm) SDM - 5GHz Antenna 2b | 20 MHz Bandwidth | 36 | 7.25 | 5.75 | 7.25 | 5.75 | 7.25 | 5.75 | 7.25 | 5.75 | | | | |
| | | 40 | 7.25 | 5.75 | 7.25 | 5.75 | 7.25 | 5.75 | 7.25 | 5.75 | | | | |
| | | 44 | 7.25 | 5.75 | 7.25 | 5.75 | 7.25 | 5.75 | 7.25 | 5.75 | | | | |
| | | 48 | 7.25 | 5.75 | 7.25 | 5.75 | 7.25 | 5.75 | 7.25 | 5.75 | | | | |
| | | 52 | 6.50 | 5.00 | 6.50 | 5.00 | 6.50 | 5.00 | 6.50 | 5.00 | | | | |
| | | 56 | 6.50 | 5.00 | 6.50 | 5.00 | 6.50 | 5.00 | 6.50 | 5.00 | | | | |
| | | 60 | 6.50 | 5.00 | 6.50 | 5.00 | 6.50 | 5.00 | 6.50 | 5.00 | | | | |
| | | 64 | 6.50 | 5.00 | 6.50 | 5.00 | 6.50 | 5.00 | 6.50 | 5.00 | | | | |
| | | 100 | 7.00 | 5.50 | 7.00 | 5.50 | 7.00 | 5.50 | 7.00 | 5.50 | | | | |
| | | 104 | 7.00 | 5.50 | 7.00 | 5.50 | 7.00 | 5.50 | 7.00 | 5.50 | | | | |
| | | 108 | 7.00 | 5.50 | 7.00 | 5.50 | 7.00 | 5.50 | 7.00 | 5.50 | | | | |
| | | 112 | 7.00 | 5.50 | 7.00 | 5.50 | 7.00 | 5.50 | 7.00 | 5.50 | | | | |
| | | 116 | 7.00 | 5.50 | 7.00 | 5.50 | 7.00 | 5.50 | 7.00 | 5.50 | | | | |
| | | 120 | 7.00 | 5.50 | 7.00 | 5.50 | 7.00 | 5.50 | 7.00 | 5.50 | | | | |
| | | 124 | 7.00 | 5.50 | 7.00 | 5.50 | 7.00 | 5.50 | 7.00 | 5.50 | | | | |
| | | 128 | 7.00 | 5.50 | 7.00 | 5.50 | 7.00 | 5.50 | 7.00 | 5.50 | | | | |
| | | 132 | 7.00 | 5.50 | 7.00 | 5.50 | 7.00 | 5.50 | 7.00 | 5.50 | | | | |
| | | 136 | 7.00 | 5.50 | 7.00 | 5.50 | 7.00 | 5.50 | 7.00 | 5.50 | | | | |
| | | 140 | 7.00 | 5.50 | 7.00 | 5.50 | 7.00 | 5.50 | 7.00 | 5.50 | | | | |
| | | 144 | 7.00 | 5.50 | 7.00 | 5.50 | 7.00 | 5.50 | 7.00 | 5.50 | | | | |
| | | 149 | 7.00 | 5.50 | 7.00 | 5.50 | 7.00 | 5.50 | 7.00 | 5.50 | | | | |
| | | 153 | 7.00 | 5.50 | 7.00 | 5.50 | 7.00 | 5.50 | 7.00 | 5.50 | | | | |
| | | 157 | 7.00 | 5.50 | 7.00 | 5.50 | 7.00 | 5.50 | 7.00 | 5.50 | | | | |
| | | 161 | 7.00 | 5.50 | 7.00 | 5.50 | 7.00 | 5.50 | 7.00 | 5.50 | | | | |
| | | 165 | 7.00 | 5.50 | 7.00 | 5.50 | 7.00 | 5.50 | 7.00 | 5.50 | | | | |
| | 40 MHz Bandwidth | 38 | 7.25 | 5.75 | 7.25 | 5.75 | 7.25 | 5.75 | 7.25 | 5.75 | 7.25 | 5.75 | | |
| | | 46 | 7.25 | 5.75 | 7.25 | 5.75 | 7.25 | 5.75 | 7.25 | 5.75 | 7.25 | 5.75 | | |
| | | 54 | 6.50 | 5.00 | 6.50 | 5.00 | 6.50 | 5.00 | 6.50 | 5.00 | 6.50 | 5.00 | | |
| | | 62 | 6.50 | 5.00 | 6.50 | 5.00 | 6.50 | 5.00 | 6.50 | 5.00 | 6.50 | 5.00 | | |
| | | 102 | 7.00 | 5.50 | 7.00 | 5.50 | 7.00 | 5.50 | 7.00 | 5.50 | 7.00 | 5.50 | | |
| | | 110 | 7.00 | 5.50 | 7.00 | 5.50 | 7.00 | 5.50 | 7.00 | 5.50 | 7.00 | 5.50 | | |
| | | 118 | 7.00 | 5.50 | 7.00 | 5.50 | 7.00 | 5.50 | 7.00 | 5.50 | 7.00 | 5.50 | | |
| | | 126 | 7.00 | 5.50 | 7.00 | 5.50 | 7.00 | 5.50 | 7.00 | 5.50 | 7.00 | 5.50 | | |
| | | 134 | 7.00 | 5.50 | 7.00 | 5.50 | 7.00 | 5.50 | 7.00 | 5.50 | 7.00 | 5.50 | | |
| | | 142 | 7.00 | 5.50 | 7.00 | 5.50 | 7.00 | 5.50 | 7.00 | 5.50 | 7.00 | 5.50 | | |
| | | 151 | 7.00 | 5.50 | 7.00 | 5.50 | 7.00 | 5.50 | 7.00 | 5.50 | 7.00 | 5.50 | | |
| | | 159 | 7.00 | 5.50 | 7.00 | 5.50 | 7.00 | 5.50 | 7.00 | 5.50 | 7.00 | 5.50 | | |
| | 80 MHz Bandwidth | 42 | 7.25 | 5.75 | 7.25 | 5.75 | 7.25 | 5.75 | 7.25 | 5.75 | 7.25 | 5.75 | 7.25 | 5.75 |
| | | 58 | 6.50 | 5.00 | 6.50 | 5.00 | 6.50 | 5.00 | 6.50 | 5.00 | 6.50 | 5.00 | 6.50 | 5.00 |
| | | 106 | 7.00 | 5.50 | 7.00 | 5.50 | 7.00 | 5.50 | 7.00 | 5.50 | 7.00 | 5.50 | 7.00 | 5.50 |
| | | 122 | 7.00 | 5.50 | 7.00 | 5.50 | 7.00 | 5.50 | 7.00 | 5.50 | 7.00 | 5.50 | 7.00 | 5.50 |
| | | 138 | 7.00 | 5.50 | 7.00 | 5.50 | 7.00 | 5.50 | 7.00 | 5.50 | 7.00 | 5.50 | 7.00 | 5.50 |
| | | 155 | 7.00 | 5.50 | 7.00 | 5.50 | 7.00 | 5.50 | 7.00 | 5.50 | 7.00 | 5.50 | 7.00 | 5.50 |

Note: In MIMO operations, each antenna transmits at maximum allowed powers as indicated above.


© 2022 PCTEST

Below table is applicable in the following conditions:
-Simultaneous conditions with Licensed Bands Antenna 3a/3b active
-Simultaneous conditions with Inter-Band ULCA active

| Mode/ Band | | Tones | 26T | | 52T | | 106T | | 242T | | 484T | | 996T | |
|---|---|---|---|---|---|---|---|---|---|---|---|---|---|---|
| | | Channel | Maximum | Nominal | Maximum | Nominal | Maximum | Nominal | Maximum | Nominal | Maximum | Nominal | Maximum | Nominal |
| Modulated Average - Single Tx Chain (dBm) - 5GHz Antenna 3a | 20 MHz Bandwidth | 36 | 4.25 | 2.75 | 4.25 | 2.75 | 4.25 | 2.75 | 4.25 | 2.75 | | | | |
| | | 40 | 4.25 | 2.75 | 4.25 | 2.75 | 4.25 | 2.75 | 4.25 | 2.75 | | | | |
| | | 44 | 4.25 | 2.75 | 4.25 | 2.75 | 4.25 | 2.75 | 4.25 | 2.75 | | | | |
| | | 48 | 4.25 | 2.75 | 4.25 | 2.75 | 4.25 | 2.75 | 4.25 | 2.75 | | | | |
| | | 52 | 4.50 | 3.00 | 4.50 | 3.00 | 4.50 | 3.00 | 4.50 | 3.00 | | | | |
| | | 56 | 4.50 | 3.00 | 4.50 | 3.00 | 4.50 | 3.00 | 4.50 | 3.00 | | | | |
| | | 60 | 4.50 | 3.00 | 4.50 | 3.00 | 4.50 | 3.00 | 4.50 | 3.00 | | | | |
| | | 64 | 4.50 | 3.00 | 4.50 | 3.00 | 4.50 | 3.00 | 4.50 | 3.00 | | | | |
| | | 100 | 5.00 | 3.50 | 5.00 | 3.50 | 5.00 | 3.50 | 5.00 | 3.50 | | | | |
| | | 104 | 5.00 | 3.50 | 5.00 | 3.50 | 5.00 | 3.50 | 5.00 | 3.50 | | | | |
| | | 108 | 5.00 | 3.50 | 5.00 | 3.50 | 5.00 | 3.50 | 5.00 | 3.50 | | | | |
| | | 112 | 5.00 | 3.50 | 5.00 | 3.50 | 5.00 | 3.50 | 5.00 | 3.50 | | | | |
| | | 116 | 5.00 | 3.50 | 5.00 | 3.50 | 5.00 | 3.50 | 5.00 | 3.50 | | | | |
| | | 120 | 5.00 | 3.50 | 5.00 | 3.50 | 5.00 | 3.50 | 5.00 | 3.50 | | | | |
| | | 124 | 5.00 | 3.50 | 5.00 | 3.50 | 5.00 | 3.50 | 5.00 | 3.50 | | | | |
| | | 128 | 5.00 | 3.50 | 5.00 | 3.50 | 5.00 | 3.50 | 5.00 | 3.50 | | | | |
| | | 132 | 5.00 | 3.50 | 5.00 | 3.50 | 5.00 | 3.50 | 5.00 | 3.50 | | | | |
| | | 136 | 5.00 | 3.50 | 5.00 | 3.50 | 5.00 | 3.50 | 5.00 | 3.50 | | | | |
| | | 140 | 5.00 | 3.50 | 5.00 | 3.50 | 5.00 | 3.50 | 5.00 | 3.50 | | | | |
| | | 144 | 5.00 | 3.50 | 5.00 | 3.50 | 5.00 | 3.50 | 5.00 | 3.50 | | | | |
| | | 149 | 4.25 | 2.75 | 4.25 | 2.75 | 4.25 | 2.75 | 4.25 | 2.75 | | | | |
| | | 153 | 4.25 | 2.75 | 4.25 | 2.75 | 4.25 | 2.75 | 4.25 | 2.75 | | | | |
| | | 157 | 4.25 | 2.75 | 4.25 | 2.75 | 4.25 | 2.75 | 4.25 | 2.75 | | | | |
| | | 161 | 4.25 | 2.75 | 4.25 | 2.75 | 4.25 | 2.75 | 4.25 | 2.75 | | | | |
| | | 165 | 4.25 | 2.75 | 4.25 | 2.75 | 4.25 | 2.75 | 4.25 | 2.75 | | | | |
| | 40 MHz Bandwidth | 38 | 4.25 | 2.75 | 4.25 | 2.75 | 4.25 | 2.75 | 4.25 | 2.75 | 4.25 | 2.75 | | |
| | | 46 | 4.25 | 2.75 | 4.25 | 2.75 | 4.25 | 2.75 | 4.25 | 2.75 | 4.25 | 2.75 | | |
| | | 54 | 4.50 | 3.00 | 4.50 | 3.00 | 4.50 | 3.00 | 4.50 | 3.00 | 4.50 | 3.00 | | |
| | | 62 | 4.50 | 3.00 | 4.50 | 3.00 | 4.50 | 3.00 | 4.50 | 3.00 | 4.50 | 3.00 | | |
| | | 102 | 5.00 | 3.50 | 5.00 | 3.50 | 5.00 | 3.50 | 5.00 | 3.50 | 5.00 | 3.50 | | |
| | | 110 | 5.00 | 3.50 | 5.00 | 3.50 | 5.00 | 3.50 | 5.00 | 3.50 | 5.00 | 3.50 | | |
| | | 118 | 5.00 | 3.50 | 5.00 | 3.50 | 5.00 | 3.50 | 5.00 | 3.50 | 5.00 | 3.50 | | |
| | | 126 | 5.00 | 3.50 | 5.00 | 3.50 | 5.00 | 3.50 | 5.00 | 3.50 | 5.00 | 3.50 | | |
| | | 134 | 5.00 | 3.50 | 5.00 | 3.50 | 5.00 | 3.50 | 5.00 | 3.50 | 5.00 | 3.50 | | |
| | | 142 | 5.00 | 3.50 | 5.00 | 3.50 | 5.00 | 3.50 | 5.00 | 3.50 | 5.00 | 3.50 | | |
| | | 151 | 4.25 | 2.75 | 4.25 | 2.75 | 4.25 | 2.75 | 4.25 | 2.75 | 4.25 | 2.75 | | |
| | | 159 | 4.25 | 2.75 | 4.25 | 2.75 | 4.25 | 2.75 | 4.25 | 2.75 | 4.25 | 2.75 | | |
| | 80 MHz Bandwidth | 42 | 4.25 | 2.75 | 4.25 | 2.75 | 4.25 | 2.75 | 4.25 | 2.75 | 4.25 | 2.75 | 4.25 | 2.75 |
| | | 58 | 4.50 | 3.00 | 4.50 | 3.00 | 4.50 | 3.00 | 4.50 | 3.00 | 4.50 | 3.00 | 4.50 | 3.00 |
| | | 106 | 5.00 | 3.50 | 5.00 | 3.50 | 5.00 | 3.50 | 5.00 | 3.50 | 5.00 | 3.50 | 5.00 | 3.50 |
| | | 122 | 5.00 | 3.50 | 5.00 | 3.50 | 5.00 | 3.50 | 5.00 | 3.50 | 5.00 | 3.50 | 5.00 | 3.50 |
| | | 138 | 5.00 | 3.50 | 5.00 | 3.50 | 5.00 | 3.50 | 5.00 | 3.50 | 5.00 | 3.50 | 5.00 | 3.50 |
| | | 155 | 4.25 | 2.75 | 4.25 | 2.75 | 4.25 | 2.75 | 4.25 | 2.75 | 4.25 | 2.75 | 4.25 | 2.75 |


© 2022 PCTEST

Below table is applicable in the following conditions:
-Simultaneous conditions with Licensed Bands Antenna 3a/3b active
-Simultaneous conditions with Inter-Band ULCA active

| Mode/ Band | | Tones | 26T | | 52T | | 106T | | 242T | | 484T | | 996T | |
|---|---|---|---|---|---|---|---|---|---|---|---|---|---|---|
| | | Channel | Maximum | Nominal | Maximum | Nominal | Maximum | Nominal | Maximum | Nominal | Maximum | Nominal | Maximum | Nominal |
| Modulated Average - 2 Tx Chain (dBm) CDD - 5GHz Antenna 3a | 20 MHz Bandwidth | 36 | 4.25 | 2.75 | 4.25 | 2.75 | 4.25 | 2.75 | 4.25 | 2.75 | | | | |
| | | 40 | 4.25 | 2.75 | 4.25 | 2.75 | 4.25 | 2.75 | 4.25 | 2.75 | | | | |
| | | 44 | 4.25 | 2.75 | 4.25 | 2.75 | 4.25 | 2.75 | 4.25 | 2.75 | | | | |
| | | 48 | 4.25 | 2.75 | 4.25 | 2.75 | 4.25 | 2.75 | 4.25 | 2.75 | | | | |
| | | 52 | 4.50 | 3.00 | 4.50 | 3.00 | 4.50 | 3.00 | 4.50 | 3.00 | | | | |
| | | 56 | 4.50 | 3.00 | 4.50 | 3.00 | 4.50 | 3.00 | 4.50 | 3.00 | | | | |
| | | 60 | 4.50 | 3.00 | 4.50 | 3.00 | 4.50 | 3.00 | 4.50 | 3.00 | | | | |
| | | 64 | 4.50 | 3.00 | 4.50 | 3.00 | 4.50 | 3.00 | 4.50 | 3.00 | | | | |
| | | 100 | 5.00 | 3.50 | 5.00 | 3.50 | 5.00 | 3.50 | 5.00 | 3.50 | | | | |
| | | 104 | 5.00 | 3.50 | 5.00 | 3.50 | 5.00 | 3.50 | 5.00 | 3.50 | | | | |
| | | 108 | 5.00 | 3.50 | 5.00 | 3.50 | 5.00 | 3.50 | 5.00 | 3.50 | | | | |
| | | 112 | 5.00 | 3.50 | 5.00 | 3.50 | 5.00 | 3.50 | 5.00 | 3.50 | | | | |
| | | 116 | 5.00 | 3.50 | 5.00 | 3.50 | 5.00 | 3.50 | 5.00 | 3.50 | | | | |
| | | 120 | 5.00 | 3.50 | 5.00 | 3.50 | 5.00 | 3.50 | 5.00 | 3.50 | | | | |
| | | 124 | 5.00 | 3.50 | 5.00 | 3.50 | 5.00 | 3.50 | 5.00 | 3.50 | | | | |
| | | 128 | 5.00 | 3.50 | 5.00 | 3.50 | 5.00 | 3.50 | 5.00 | 3.50 | | | | |
| | | 132 | 5.00 | 3.50 | 5.00 | 3.50 | 5.00 | 3.50 | 5.00 | 3.50 | | | | |
| | | 136 | 5.00 | 3.50 | 5.00 | 3.50 | 5.00 | 3.50 | 5.00 | 3.50 | | | | |
| | | 140 | 5.00 | 3.50 | 5.00 | 3.50 | 5.00 | 3.50 | 5.00 | 3.50 | | | | |
| | | 144 | 5.00 | 3.50 | 5.00 | 3.50 | 5.00 | 3.50 | 5.00 | 3.50 | | | | |
| | | 149 | 4.25 | 2.75 | 4.25 | 2.75 | 4.25 | 2.75 | 4.25 | 2.75 | | | | |
| | | 153 | 4.25 | 2.75 | 4.25 | 2.75 | 4.25 | 2.75 | 4.25 | 2.75 | | | | |
| | | 157 | 4.25 | 2.75 | 4.25 | 2.75 | 4.25 | 2.75 | 4.25 | 2.75 | | | | |
| | | 161 | 4.25 | 2.75 | 4.25 | 2.75 | 4.25 | 2.75 | 4.25 | 2.75 | | | | |
| | | 165 | 4.25 | 2.75 | 4.25 | 2.75 | 4.25 | 2.75 | 4.25 | 2.75 | | | | |
| | 40 MHz Bandwidth | 38 | 4.25 | 2.75 | 4.25 | 2.75 | 4.25 | 2.75 | 4.25 | 2.75 | 4.25 | 2.75 | | |
| | | 46 | 4.25 | 2.75 | 4.25 | 2.75 | 4.25 | 2.75 | 4.25 | 2.75 | 4.25 | 2.75 | | |
| | | 54 | 4.50 | 3.00 | 4.50 | 3.00 | 4.50 | 3.00 | 4.50 | 3.00 | 4.50 | 3.00 | | |
| | | 62 | 4.50 | 3.00 | 4.50 | 3.00 | 4.50 | 3.00 | 4.50 | 3.00 | 4.50 | 3.00 | | |
| | | 102 | 5.00 | 3.50 | 5.00 | 3.50 | 5.00 | 3.50 | 5.00 | 3.50 | 5.00 | 3.50 | | |
| | | 110 | 5.00 | 3.50 | 5.00 | 3.50 | 5.00 | 3.50 | 5.00 | 3.50 | 5.00 | 3.50 | | |
| | | 118 | 5.00 | 3.50 | 5.00 | 3.50 | 5.00 | 3.50 | 5.00 | 3.50 | 5.00 | 3.50 | | |
| | | 126 | 5.00 | 3.50 | 5.00 | 3.50 | 5.00 | 3.50 | 5.00 | 3.50 | 5.00 | 3.50 | | |
| | | 134 | 5.00 | 3.50 | 5.00 | 3.50 | 5.00 | 3.50 | 5.00 | 3.50 | 5.00 | 3.50 | | |
| | | 142 | 5.00 | 3.50 | 5.00 | 3.50 | 5.00 | 3.50 | 5.00 | 3.50 | 5.00 | 3.50 | | |
| | | 151 | 4.25 | 2.75 | 4.25 | 2.75 | 4.25 | 2.75 | 4.25 | 2.75 | 4.25 | 2.75 | | |
| | | 159 | 4.25 | 2.75 | 4.25 | 2.75 | 4.25 | 2.75 | 4.25 | 2.75 | 4.25 | 2.75 | | |
| | 80 MHz Bandwidth | 42 | 4.25 | 2.75 | 4.25 | 2.75 | 4.25 | 2.75 | 4.25 | 2.75 | 4.25 | 2.75 | 4.25 | 2.75 |
| | | 58 | 4.50 | 3.00 | 4.50 | 3.00 | 4.50 | 3.00 | 4.50 | 3.00 | 4.50 | 3.00 | 4.50 | 3.00 |
| | | 106 | 5.00 | 3.50 | 5.00 | 3.50 | 5.00 | 3.50 | 5.00 | 3.50 | 5.00 | 3.50 | 5.00 | 3.50 |
| | | 122 | 5.00 | 3.50 | 5.00 | 3.50 | 5.00 | 3.50 | 5.00 | 3.50 | 5.00 | 3.50 | 5.00 | 3.50 |
| | | 138 | 5.00 | 3.50 | 5.00 | 3.50 | 5.00 | 3.50 | 5.00 | 3.50 | 5.00 | 3.50 | 5.00 | 3.50 |
| | | 155 | 4.25 | 2.75 | 4.25 | 2.75 | 4.25 | 2.75 | 4.25 | 2.75 | 4.25 | 2.75 | 4.25 | 2.75 |

Note: In MIMO operations, each antenna transmits at maximum allowed powers as indicated above.


© 2022 PCTEST

Below table is applicable in the following conditions:
-Simultaneous conditions with Licensed Bands Antenna 3a/3b active
-Simultaneous conditions with Inter-Band ULCA active

| Mode/ Band | | Tones | 26T | | 52T | | 106T | | 242T | | 484T | | 996T | |
|---|---|---|---|---|---|---|---|---|---|---|---|---|---|---|
| | | Channel | Maximum | Nominal | Maximum | Nominal | Maximum | Nominal | Maximum | Nominal | Maximum | Nominal | Maximum | Nominal |
| Modulated Average - 2 Tx Chain (dBm) SDM - 5GHz Antenna 3a | 20 MHz Bandwidth | 36 | 4.25 | 2.75 | 4.25 | 2.75 | 4.25 | 2.75 | 4.25 | 2.75 | | | | |
| | | 40 | 4.25 | 2.75 | 4.25 | 2.75 | 4.25 | 2.75 | 4.25 | 2.75 | | | | |
| | | 44 | 4.25 | 2.75 | 4.25 | 2.75 | 4.25 | 2.75 | 4.25 | 2.75 | | | | |
| | | 48 | 4.25 | 2.75 | 4.25 | 2.75 | 4.25 | 2.75 | 4.25 | 2.75 | | | | |
| | | 52 | 4.50 | 3.00 | 4.50 | 3.00 | 4.50 | 3.00 | 4.50 | 3.00 | | | | |
| | | 56 | 4.50 | 3.00 | 4.50 | 3.00 | 4.50 | 3.00 | 4.50 | 3.00 | | | | |
| | | 60 | 4.50 | 3.00 | 4.50 | 3.00 | 4.50 | 3.00 | 4.50 | 3.00 | | | | |
| | | 64 | 4.50 | 3.00 | 4.50 | 3.00 | 4.50 | 3.00 | 4.50 | 3.00 | | | | |
| | | 100 | 5.00 | 3.50 | 5.00 | 3.50 | 5.00 | 3.50 | 5.00 | 3.50 | | | | |
| | | 104 | 5.00 | 3.50 | 5.00 | 3.50 | 5.00 | 3.50 | 5.00 | 3.50 | | | | |
| | | 108 | 5.00 | 3.50 | 5.00 | 3.50 | 5.00 | 3.50 | 5.00 | 3.50 | | | | |
| | | 112 | 5.00 | 3.50 | 5.00 | 3.50 | 5.00 | 3.50 | 5.00 | 3.50 | | | | |
| | | 116 | 5.00 | 3.50 | 5.00 | 3.50 | 5.00 | 3.50 | 5.00 | 3.50 | | | | |
| | | 120 | 5.00 | 3.50 | 5.00 | 3.50 | 5.00 | 3.50 | 5.00 | 3.50 | | | | |
| | | 124 | 5.00 | 3.50 | 5.00 | 3.50 | 5.00 | 3.50 | 5.00 | 3.50 | | | | |
| | | 128 | 5.00 | 3.50 | 5.00 | 3.50 | 5.00 | 3.50 | 5.00 | 3.50 | | | | |
| | | 132 | 5.00 | 3.50 | 5.00 | 3.50 | 5.00 | 3.50 | 5.00 | 3.50 | | | | |
| | | 136 | 5.00 | 3.50 | 5.00 | 3.50 | 5.00 | 3.50 | 5.00 | 3.50 | | | | |
| | | 140 | 5.00 | 3.50 | 5.00 | 3.50 | 5.00 | 3.50 | 5.00 | 3.50 | | | | |
| | | 144 | 5.00 | 3.50 | 5.00 | 3.50 | 5.00 | 3.50 | 5.00 | 3.50 | | | | |
| | | 149 | 4.25 | 2.75 | 4.25 | 2.75 | 4.25 | 2.75 | 4.25 | 2.75 | | | | |
| | | 153 | 4.25 | 2.75 | 4.25 | 2.75 | 4.25 | 2.75 | 4.25 | 2.75 | | | | |
| | | 157 | 4.25 | 2.75 | 4.25 | 2.75 | 4.25 | 2.75 | 4.25 | 2.75 | | | | |
| | | 161 | 4.25 | 2.75 | 4.25 | 2.75 | 4.25 | 2.75 | 4.25 | 2.75 | | | | |
| | | 165 | 4.25 | 2.75 | 4.25 | 2.75 | 4.25 | 2.75 | 4.25 | 2.75 | | | | |
| | 40 MHz Bandwidth | 38 | 4.25 | 2.75 | 4.25 | 2.75 | 4.25 | 2.75 | 4.25 | 2.75 | 4.25 | 2.75 | | |
| | | 46 | 4.25 | 2.75 | 4.25 | 2.75 | 4.25 | 2.75 | 4.25 | 2.75 | 4.25 | 2.75 | | |
| | | 54 | 4.50 | 3.00 | 4.50 | 3.00 | 4.50 | 3.00 | 4.50 | 3.00 | 4.50 | 3.00 | | |
| | | 62 | 4.50 | 3.00 | 4.50 | 3.00 | 4.50 | 3.00 | 4.50 | 3.00 | 4.50 | 3.00 | | |
| | | 102 | 5.00 | 3.50 | 5.00 | 3.50 | 5.00 | 3.50 | 5.00 | 3.50 | 5.00 | 3.50 | | |
| | | 110 | 5.00 | 3.50 | 5.00 | 3.50 | 5.00 | 3.50 | 5.00 | 3.50 | 5.00 | 3.50 | | |
| | | 118 | 5.00 | 3.50 | 5.00 | 3.50 | 5.00 | 3.50 | 5.00 | 3.50 | 5.00 | 3.50 | | |
| | | 126 | 5.00 | 3.50 | 5.00 | 3.50 | 5.00 | 3.50 | 5.00 | 3.50 | 5.00 | 3.50 | | |
| | | 134 | 5.00 | 3.50 | 5.00 | 3.50 | 5.00 | 3.50 | 5.00 | 3.50 | 5.00 | 3.50 | | |
| | | 142 | 5.00 | 3.50 | 5.00 | 3.50 | 5.00 | 3.50 | 5.00 | 3.50 | 5.00 | 3.50 | | |
| | | 151 | 4.25 | 2.75 | 4.25 | 2.75 | 4.25 | 2.75 | 4.25 | 2.75 | 4.25 | 2.75 | | |
| | | 159 | 4.25 | 2.75 | 4.25 | 2.75 | 4.25 | 2.75 | 4.25 | 2.75 | 4.25 | 2.75 | | |
| | 80 MHz Bandwidth | 42 | 4.25 | 2.75 | 4.25 | 2.75 | 4.25 | 2.75 | 4.25 | 2.75 | 4.25 | 2.75 | 4.25 | 2.75 |
| | | 58 | 4.50 | 3.00 | 4.50 | 3.00 | 4.50 | 3.00 | 4.50 | 3.00 | 4.50 | 3.00 | 4.50 | 3.00 |
| | | 106 | 5.00 | 3.50 | 5.00 | 3.50 | 5.00 | 3.50 | 5.00 | 3.50 | 5.00 | 3.50 | 5.00 | 3.50 |
| | | 122 | 5.00 | 3.50 | 5.00 | 3.50 | 5.00 | 3.50 | 5.00 | 3.50 | 5.00 | 3.50 | 5.00 | 3.50 |
| | | 138 | 5.00 | 3.50 | 5.00 | 3.50 | 5.00 | 3.50 | 5.00 | 3.50 | 5.00 | 3.50 | 5.00 | 3.50 |
| | | 155 | 4.25 | 2.75 | 4.25 | 2.75 | 4.25 | 2.75 | 4.25 | 2.75 | 4.25 | 2.75 | 4.25 | 2.75 |

Note: In MIMO operations, each antenna transmits at maximum allowed powers as indicated above.


© 2022 PCTEST

## H.3 IEEE 802.11ax Measured Powers

**Table H-1**
**Maximum 2.4 GHz 802.11ax RU Time-Averaged WLAN Output Power – Ant 1a**

| Freq [MHz] | Channel | Tones | RU Index | Avg Conducted Powers (dBm) |
|---|---|---|---|---|
| 2412 | 1 | 26T | 0 | 11.51 |
| | | | 4 | 11.58 |
| | | | 8 | 11.57 |
| 2437 | 6 | 26T | 0 | 11.55 |
| | | | 4 | 11.41 |
| | | | 8 | 11.45 |
| 2462 | 11 | 26T | 0 | 11.41 |
| | | | 4 | 11.56 |
| | | | 8 | 11.45 |

| Freq [MHz] | Channel | Tones | RU Index | Avg Conducted Powers (dBm) |
|---|---|---|---|---|
| 2412 | 1 | 52T | 37 | 11.70 |
| | | | 38 | 11.65 |
| | | | 40 | 11.64 |
| 2437 | 6 | 52T | 37 | 12.49 |
| | | | 38 | 12.47 |
| | | | 40 | 12.54 |
| 2462 | 11 | 52T | 37 | 12.09 |
| | | | 38 | 12.02 |
| | | | 40 | 12.00 |

| Freq [MHz] | Channel | Tones | RU Index | Avg Conducted Powers (dBm) |
|---|---|---|---|---|
| 2412 | 1 | 106T | 53 | 11.71 |
| | | | 54 | 11.76 |
| 2437 | 6 | 106T | 53 | 12.56 |
| | | | 54 | 12.43 |
| 2462 | 11 | 106T | 53 | 12.07 |
| | | | 54 | 12.03 |

| Freq [MHz] | Channel | Tones | RU Index | Avg Conducted Powers (dBm) |
|---|---|---|---|---|
| 2412 | 1 | 242T | 61 | 11.73 |
| 2437 | 6 | 242T | 61 | 12.45 |
| 2462 | 11 | 242T | 61 | 11.92 |


© 2022 PCTEST

**Table H-2**
**Maximum 2.4 GHz 802.11ax RU Time-Averaged WLAN Output Power – Ant 3a**

| Freq [MHz] | Channel | Tones | RU Index | Avg Conducted Powers (dBm) |
|---|---|---|---|---|
| 2412 | 1 | 26T | 0 | 11.18 |
| | | | 4 | 11.24 |
| | | | 8 | 11.25 |
| 2437 | 6 | 26T | 0 | 11.15 |
| | | | 4 | 11.28 |
| | | | 8 | 11.19 |
| 2462 | 11 | 26T | 0 | 11.36 |
| | | | 4 | 11.15 |
| | | | 8 | 11.25 |

| Freq [MHz] | Channel | Tones | RU Index | Avg Conducted Powers (dBm) |
|---|---|---|---|---|
| 2412 | 1 | 52T | 37 | 11.16 |
| | | | 38 | 11.37 |
| | | | 40 | 11.20 |
| 2437 | 6 | 52T | 37 | 11.24 |
| | | | 38 | 11.35 |
| | | | 40 | 11.29 |
| 2462 | 11 | 52T | 37 | 11.19 |
| | | | 38 | 11.15 |
| | | | 40 | 11.25 |

| Freq [MHz] | Channel | Tones | RU Index | Avg Conducted Powers (dBm) |
|---|---|---|---|---|
| 2412 | 1 | 106T | 53 | 11.23 |
| | | | 54 | 11.20 |
| 2437 | 6 | 106T | 53 | 11.22 |
| | | | 54 | 11.19 |
| 2462 | 11 | 106T | 53 | 11.31 |
| | | | 54 | 11.34 |

| Freq [MHz] | Channel | Tones | RU Index | Avg Conducted Powers (dBm) |
|---|---|---|---|---|
| 2412 | 1 | 242T | 61 | 11.33 |
| 2437 | 6 | 242T | 61 | 11.23 |
| 2462 | 11 | 242T | 61 | 11.36 |


© 2022 PCTEST

## Table H-3
## Maximum 5 GHz 802.11ax RU Time-Averaged WLAN Output Power – Ant 1b

| | Band | Freq [MHz] | Channel | Tones | Avg Conducted Power (dBm) | | |
|---|---|---|---|---|---|---|---|
| | | | | | RU Index | | |
| | | | | | 0 | 4 | 8 |
| 20MHz BW | 1 | 5180 | 36 | 26T | 9.22 | 9.86 | 9.44 |
| | | 5200 | 40 | 26T | 9.29 | 9.95 | 9.49 |
| | | 5220 | 44 | 26T | 9.40 | 10.01 | 9.62 |
| | | 5240 | 48 | 26T | 9.55 | 10.09 | 9.49 |
| | 2A | 5260 | 52 | 26T | 9.43 | 9.95 | 9.50 |
| | | 5280 | 56 | 26T | 9.51 | 10.02 | 9.54 |
| | | 5300 | 60 | 26T | 9.37 | 9.93 | 9.39 |
| | | 5320 | 64 | 26T | 9.33 | 9.91 | 9.50 |
| | 2C | 5500 | 100 | 26T | 9.14 | 9.59 | 9.11 |
| | | 5600 | 120 | 26T | 9.06 | 9.70 | 9.21 |
| | | 5620 | 124 | 26T | 9.05 | 9.68 | 9.23 |
| | | 5720 | 144 | 26T | 9.02 | 9.77 | 9.50 |
| | 3 | 5745 | 149 | 26T | 8.83 | 9.60 | 9.31 |
| | | 5785 | 157 | 26T | 8.95 | 9.57 | 9.12 |
| | | 5825 | 165 | 26T | 9.09 | 9.33 | 8.59 |

| | Band | Freq [MHz] | Channel | Tones | Avg Conducted Power (dBm) | | |
|---|---|---|---|---|---|---|---|
| | | | | | RU Index | | |
| | | | | | 37 | 39 | 40 |
| 20MHz BW | 1 | 5180 | 36 | 52T | 9.42 | 10.03 | 9.72 |
| | | 5200 | 40 | 52T | 9.53 | 10.00 | 9.67 |
| | | 5220 | 44 | 52T | 9.60 | 10.07 | 9.71 |
| | | 5240 | 48 | 52T | 9.47 | 9.78 | 9.53 |
| | 2A | 5260 | 52 | 52T | 9.51 | 9.91 | 9.54 |
| | | 5280 | 56 | 52T | 9.48 | 9.78 | 9.44 |
| | | 5300 | 60 | 52T | 9.59 | 9.90 | 9.52 |
| | | 5320 | 64 | 52T | 9.53 | 9.83 | 9.51 |
| | 2C | 5500 | 100 | 52T | 9.40 | 9.76 | 9.38 |
| | | 5600 | 120 | 52T | 9.21 | 9.42 | 9.11 |
| | | 5580 | 124 | 52T | 9.25 | 9.54 | 9.23 |
| | | 5720 | 144 | 52T | 9.27 | 9.92 | 9.72 |
| | 3 | 5745 | 149 | 52T | 8.97 | 9.56 | 9.34 |
| | | 5785 | 157 | 52T | 9.15 | 9.41 | 8.94 |
| | | 5825 | 165 | 52T | 9.36 | 9.20 | 8.60 |

| | Band | Freq [MHz] | Channel | Tones | Avg Conducted Power (dBm) | | |
|---|---|---|---|---|---|---|---|
| | | | | | RU Index | | |
| | | | | | 53 | 54 | N/A |
| 20MHz BW | 1 | 5180 | 36 | 106T | 9.61 | 9.90 | |
| | | 5200 | 40 | 106T | 9.42 | 9.56 | |
| | | 5220 | 44 | 106T | 9.57 | 9.72 | |
| | | 5240 | 48 | 106T | 9.62 | 9.64 | |
| | 2A | 5260 | 52 | 106T | 9.54 | 9.41 | |
| | | 5280 | 56 | 106T | 9.65 | 9.62 | |
| | | 5300 | 60 | 106T | 9.59 | 9.54 | |
| | | 5320 | 64 | 106T | 9.46 | 9.54 | |
| | 2C | 5500 | 100 | 106T | 9.34 | 9.32 | |
| | | 5600 | 120 | 106T | 9.24 | 9.16 | |
| | | 5620 | 124 | 106T | 9.23 | 9.20 | |
| | | 5720 | 144 | 106T | 9.27 | 9.65 | |
| | 3 | 5745 | 149 | 106T | 9.04 | 9.17 | |
| | | 5785 | 157 | 106T | 9.03 | 8.96 | |
| | | 5825 | 165 | 106T | 9.25 | 8.72 | |

| | Band | Freq [MHz] | Channel | Tones | Avg Conducted Power (dBm) | | |
|---|---|---|---|---|---|---|---|
| | | | | | RU Index | | |
| | | | | | 61 | N/A | N/A |
| 20MHz BW | 1 | 5180 | 36 | 242T | 9.48 | | |
| | | 5200 | 40 | 242T | 9.53 | | |
| | | 5200 | 44 | 242T | 9.61 | | |
| | | 5240 | 48 | 242T | 9.65 | | |
| | 2A | 5260 | 52 | 242T | 9.51 | | |
| | | 5260 | 56 | 242T | 9.62 | | |
| | | 5300 | 60 | 242T | 9.46 | | |
| | | 5320 | 64 | 242T | 9.43 | | |
| | 2C | 5500 | 100 | 242T | 9.23 | | |
| | | 5600 | 120 | 242T | 9.31 | | |
| | | 5620 | 124 | 242T | 9.23 | | |
| | | 5720 | 144 | 242T | 9.20 | | |
| | 3 | 5745 | 149 | 242T | 9.05 | | |
| | | 5785 | 157 | 242T | 8.90 | | |
| | | 5825 | 165 | 242T | 9.04 | | |

| | Band | Freq [MHz] | Channel | Tones | Avg Conducted Power (dBm) | | |
|---|---|---|---|---|---|---|---|
| | | | | | RU Index | | |
| | | | | | 0 | 8 | 17 |
| 40MHz BW | 1 | 5190 | 38 | 26T | 9.14 | 10.15 | 9.44 |
| | | 5230 | 46 | 26T | 9.26 | 10.11 | 9.61 |
| | 2A | 5270 | 54 | 26T | 9.29 | 10.03 | 9.41 |
| | | 5310 | 62 | 26T | 9.44 | 10.00 | 9.55 |
| | 2C | 5510 | 102 | 26T | 9.04 | 9.68 | 8.97 |
| | | 5590 | 118 | 26T | 9.08 | 9.76 | 9.22 |
| | | 5630 | 126 | 26T | 9.22 | 9.82 | 9.51 |
| | | 5710 | 142 | 26T | 9.02 | 9.92 | 9.47 |
| | 3 | 5755 | 151 | 26T | 8.71 | 9.73 | 9.18 |
| | | 5795 | 159 | 26T | 8.80 | 9.66 | 8.89 |

| | Band | Freq [MHz] | Channel | Tones | Avg Conducted Power (dBm) | | |
|---|---|---|---|---|---|---|---|
| | | | | | RU Index | | |
| | | | | | 37 | 40 | 44 |
| 40MHz BW | 1 | 5190 | 38 | 52T | 9.36 | 10.34 | 9.87 |
| | | 5230 | 46 | 52T | 9.50 | 10.30 | 9.65 |
| | 2A | 5270 | 54 | 52T | 9.40 | 10.05 | 9.43 |
| | | 5310 | 62 | 52T | 9.57 | 10.16 | 9.71 |
| | 2C | 5510 | 102 | 52T | 9.13 | 9.70 | 9.09 |
| | | 5590 | 118 | 52T | 9.29 | 9.98 | 9.50 |
| | | 5630 | 126 | 52T | 9.31 | 9.99 | 9.56 |
| | | 5710 | 142 | 52T | 9.15 | 10.01 | 9.52 |
| | 3 | 5755 | 151 | 52T | 8.88 | 9.66 | 9.11 |
| | | 5795 | 159 | 52T | 8.87 | 9.60 | 8.75 |

| | Band | Freq [MHz] | Channel | Tones | Avg Conducted Power (dBm) | | |
|---|---|---|---|---|---|---|---|
| | | | | | RU Index | | |
| | | | | | 53 | 54 | 56 |
| 40MHz BW | 1 | 5190 | 38 | 106T | 9.32 | 10.02 | 9.75 |
| | | 5230 | 46 | 106T | 9.38 | 10.07 | 9.55 |
| | 2A | 5270 | 54 | 106T | 9.37 | 9.75 | 9.40 |
| | | 5310 | 62 | 106T | 9.59 | 9.90 | 9.57 |
| | 2C | 5510 | 102 | 106T | 9.23 | 9.72 | 9.27 |
| | | 5590 | 118 | 106T | 9.21 | 9.69 | 9.48 |
| | | 5670 | 126 | 106T | 9.38 | 9.88 | 9.65 |
| | | 5710 | 142 | 106T | 9.30 | 9.92 | 9.75 |
| | 3 | 5755 | 151 | 106T | 9.01 | 9.77 | 9.31 |
| | | 5795 | 159 | 106T | 9.11 | 9.59 | 9.00 |

| | Band | Freq [MHz] | Channel | Tones | Avg Conducted Power (dBm) | | |
|---|---|---|---|---|---|---|---|
| | | | | | RU Index | | |
| | | | | | 61 | 62 | N/A |
| 40MHz BW | 1 | 5190 | 38 | 242T | 9.63 | 9.89 | |
| | | 5230 | 46 | 242T | 9.70 | 9.82 | |
| | 2A | 5270 | 54 | 242T | 9.35 | 9.58 | |
| | | 5310 | 62 | 242T | 9.58 | 9.73 | |
| | 2C | 5510 | 102 | 242T | 9.28 | 9.45 | |
| | | 5590 | 118 | 242T | 9.44 | 9.71 | |
| | | 5630 | 126 | 242T | 9.39 | 9.60 | |
| | | 5670 | 134 | 242T | 9.33 | 9.53 | |
| | 3 | 5755 | 151 | 242T | 8.99 | 9.01 | |
| | | 5795 | 159 | 242T | 8.89 | 8.99 | |


© 2022 PCTEST

**40MHz BW**

| Band | Freq [MHz] | Channel | Tones | Avg Conducted Power (dBm) RU Index 65 | N/A | N/A |
|---|---|---|---|---|---|---|
| 1 | 5190 | 38 | 484T | 9.66 | | |
| | 5230 | 46 | 484T | 9.56 | | |
| 2A | 5270 | 54 | 484T | 9.27 | | |
| | 5310 | 62 | 484T | 9.61 | | |
| 2C | 5510 | 102 | 484T | 9.34 | | |
| | 5590 | 118 | 484T | 9.36 | | |
| | 5630 | 126 | 484T | 9.28 | | |
| | 5710 | 142 | 484T | 9.42 | | |
| 3 | 5755 | 151 | 484T | 9.36 | | |
| | 5795 | 159 | 484T | 9.22 | | |

**80MHz BW**

| Band | Freq [MHz] | Channel | Tones | Avg Conducted Power (dBm) RU Index 0 | 18 | 36 |
|---|---|---|---|---|---|---|
| 1 | 5210 | 42 | 26T | 9.33 | 10.15 | 9.55 |
| 2A | 5290 | 58 | 26T | 9.57 | 9.89 | 9.34 |
| 2C | 5530 | 106 | 26T | 9.21 | 9.65 | 9.10 |
| | 5610 | 122 | 26T | 9.18 | 9.51 | 9.57 |
| | 5690 | 138 | 26T | 9.22 | 9.93 | 9.63 |
| 3 | 5775 | 155 | 26T | 8.94 | 9.65 | 8.89 |

**80MHz BW**

| Band | Freq [MHz] | Channel | Tones | Avg Conducted Power (dBm) RU Index 37 | 44 | 52 |
|---|---|---|---|---|---|---|
| 1 | 5210 | 42 | 52T | 9.41 | 10.10 | 9.54 |
| 2A | 5290 | 58 | 52T | 9.54 | 9.76 | 9.25 |
| 2C | 5530 | 106 | 52T | 9.11 | 9.47 | 9.03 |
| | 5610 | 122 | 52T | 9.24 | 9.67 | 9.63 |
| | 5690 | 138 | 52T | 9.30 | 9.82 | 9.61 |
| 3 | 5775 | 155 | 52T | 9.06 | 9.58 | 8.90 |

**80MHz BW**

| Band | Freq [MHz] | Channel | Tones | Avg Conducted Power (dBm) RU Index 53 | 56 | 60 |
|---|---|---|---|---|---|---|
| 1 | 5210 | 42 | 106T | 9.53 | 10.12 | 9.73 |
| 2A | 5290 | 58 | 106T | 9.74 | 9.88 | 9.41 |
| 2C | 5530 | 106 | 106T | 9.20 | 9.57 | 9.25 |
| | 5610 | 122 | 106T | 9.27 | 9.65 | 9.64 |
| | 5690 | 138 | 106T | 9.15 | 9.72 | 9.40 |
| 3 | 5775 | 155 | 106T | 8.90 | 9.42 | 8.87 |

**80MHz BW**

| Band | Freq [MHz] | Channel | Tones | Avg Conducted Power (dBm) RU Index 61 | 62 | 64 |
|---|---|---|---|---|---|---|
| 1 | 5210 | 42 | 242T | 9.52 | 10.04 | 9.65 |
| 2A | 5290 | 58 | 242T | 9.56 | 9.78 | 9.36 |
| 2C | 5530 | 106 | 242T | 9.18 | 9.29 | 9.31 |
| | 5610 | 122 | 242T | 9.26 | 9.45 | 9.67 |
| | 5690 | 138 | 242T | 9.24 | 9.56 | 9.33 |
| 3 | 5775 | 155 | 242T | 8.95 | 9.54 | 8.86 |

**80MHz BW**

| Band | Freq [MHz] | Channel | Tones | Avg Conducted Power (dBm) RU Index 65 | 66 | N/A |
|---|---|---|---|---|---|---|
| 1 | 5210 | 42 | 484T | 9.51 | 9.64 | |
| 2A | 5290 | 58 | 484T | 9.40 | 9.44 | |
| 2C | 5530 | 106 | 484T | 9.24 | 9.20 | |
| | 5610 | 122 | 484T | 9.27 | 9.66 | |
| | 5690 | 138 | 484T | 9.19 | 9.46 | |
| 3 | 5775 | 155 | 484T | 8.93 | 9.04 | |

**80MHz BW**

| Band | Freq [MHz] | Channel | Tones | Avg Conducted Power (dBm) RU Index 67 | N/A | N/A |
|---|---|---|---|---|---|---|
| 1 | 5210 | 42 | 996T | 9.56 | | |
| 2A | 5290 | 58 | 996T | 9.31 | | |
| 2C | 5530 | 106 | 996T | 9.13 | | |
| | 5610 | 122 | 996T | 9.18 | | |
| | 5690 | 138 | 996T | 9.34 | | |
| 3 | 5775 | 155 | 996T | 9.02 | | |


© 2022 PCTEST

## Table H-4
## Maximum 5 GHz 802.11ax RU Time-Averaged WLAN Output Power – Ant 2b

| | Band | Freq [MHz] | Channel | Tones | Avg Conducted Power (dBm) RU Index 0 | 4 | 8 |
|---|---|---|---|---|---|---|---|
| 20MHz BW | 1 | 5180 | 36 | 26T | 9.23 | 9.18 | 9.19 |
| | | 5200 | 40 | 26T | 9.20 | 9.19 | 9.21 |
| | | 5220 | 44 | 26T | 9.15 | 9.21 | 9.19 |
| | | 5240 | 48 | 26T | 9.25 | 9.27 | 9.25 |
| | 2A | 5260 | 52 | 26T | 8.32 | 8.29 | 8.26 |
| | | 5280 | 56 | 26T | 8.34 | 8.31 | 8.30 |
| | | 5300 | 60 | 26T | 8.48 | 8.45 | 8.46 |
| | | 5320 | 64 | 26T | 8.43 | 8.43 | 8.45 |
| | 2C | 5500 | 100 | 26T | 8.92 | 8.89 | 8.86 |
| | | 5600 | 120 | 26T | 8.93 | 8.87 | 8.93 |
| | | 5620 | 124 | 26T | 8.89 | 8.93 | 8.92 |
| | | 5720 | 144 | 26T | 8.90 | 8.92 | 8.94 |
| | 3 | 5745 | 149 | 26T | 9.00 | 9.03 | 8.99 |
| | | 5785 | 157 | 26T | 9.03 | 9.04 | 9.05 |
| | | 5825 | 165 | 26T | 9.04 | 9.05 | 9.05 |

| | Band | Freq [MHz] | Channel | Tones | Avg Conducted Power (dBm) RU Index 37 | 39 | 40 |
|---|---|---|---|---|---|---|---|
| 20MHz BW | 1 | 5180 | 36 | 52T | 9.27 | 9.20 | 9.21 |
| | | 5200 | 40 | 52T | 9.27 | 9.28 | 9.15 |
| | | 5220 | 44 | 52T | 9.27 | 9.17 | 9.28 |
| | | 5240 | 48 | 52T | 9.22 | 9.23 | 9.28 |
| | 2A | 5260 | 52 | 52T | 8.75 | 8.83 | 8.78 |
| | | 5280 | 56 | 52T | 8.62 | 8.63 | 8.82 |
| | | 5300 | 60 | 52T | 8.68 | 8.83 | 8.61 |
| | | 5320 | 64 | 52T | 8.64 | 8.61 | 8.65 |
| | 2C | 5500 | 100 | 52T | 9.22 | 9.61 | 9.33 |
| | | 5600 | 120 | 52T | 9.03 | 9.00 | 8.79 |
| | | 5580 | 124 | 52T | 8.99 | 8.91 | 9.05 |
| | | 5720 | 144 | 52T | 8.89 | 8.93 | 8.87 |
| | 3 | 5745 | 149 | 52T | 9.06 | 9.04 | 8.98 |
| | | 5785 | 157 | 52T | 8.97 | 9.01 | 8.99 |
| | | 5825 | 165 | 52T | 9.32 | 9.12 | 9.30 |

| | Band | Freq [MHz] | Channel | Tones | Avg Conducted Power (dBm) RU Index 53 | 54 | N/A |
|---|---|---|---|---|---|---|---|
| 20MHz BW | 1 | 5180 | 36 | 106T | 9.34 | 9.39 | |
| | | 5200 | 40 | 106T | 9.35 | 9.37 | |
| | | 5220 | 44 | 106T | 9.34 | 9.34 | |
| | | 5240 | 48 | 106T | 9.43 | 9.47 | |
| | 2A | 5260 | 52 | 106T | 8.51 | 8.56 | |
| | | 5280 | 56 | 106T | 8.51 | 8.53 | |
| | | 5300 | 60 | 106T | 8.53 | 8.51 | |
| | | 5320 | 64 | 106T | 8.53 | 8.54 | |
| | 2C | 5500 | 100 | 106T | 8.94 | 9.04 | |
| | | 5600 | 120 | 106T | 8.62 | 8.61 | |
| | | 5620 | 124 | 106T | 8.61 | 8.61 | |
| | | 5720 | 144 | 106T | 8.64 | 8.64 | |
| | 3 | 5745 | 149 | 106T | 8.63 | 8.67 | |
| | | 5785 | 157 | 106T | 8.66 | 8.68 | |
| | | 5825 | 165 | 106T | 8.67 | 8.62 | |

| | Band | Freq [MHz] | Channel | Tones | Avg Conducted Power (dBm) RU Index 61 | N/A | N/A |
|---|---|---|---|---|---|---|---|
| 20MHz BW | 1 | 5180 | 36 | 242T | 9.20 | | |
| | | 5200 | 40 | 242T | 9.23 | | |
| | | 5220 | 44 | 242T | 9.24 | | |
| | | 5240 | 48 | 242T | 9.24 | | |
| | 2A | 5260 | 52 | 242T | 8.60 | | |
| | | 5280 | 56 | 242T | 8.61 | | |
| | | 5300 | 60 | 242T | 8.57 | | |
| | | 5320 | 64 | 242T | 8.58 | | |
| | 2C | 5500 | 100 | 242T | 8.98 | | |
| | | 5600 | 120 | 242T | 8.87 | | |
| | | 5620 | 124 | 242T | 8.85 | | |
| | | 5720 | 144 | 242T | 8.84 | | |
| | 3 | 5745 | 149 | 242T | 8.93 | | |
| | | 5785 | 157 | 242T | 8.95 | | |
| | | 5825 | 165 | 242T | 9.01 | | |

| | Band | Freq [MHz] | Channel | Tones | Avg Conducted Power (dBm) RU Index 0 | 8 | 17 |
|---|---|---|---|---|---|---|---|
| 40MHz BW | 1 | 5190 | 38 | 26T | 8.80 | 9.93 | 9.36 |
| | | 5230 | 46 | 26T | 9.00 | 10.04 | 9.42 |
| | 2A | 5270 | 54 | 26T | 8.42 | 9.25 | 8.60 |
| | | 5310 | 62 | 26T | 8.53 | 9.21 | 8.58 |
| | 2C | 5510 | 102 | 26T | 9.02 | 9.89 | 9.12 |
| | | 5590 | 118 | 26T | 8.90 | 9.70 | 9.04 |
| | | 5630 | 126 | 26T | 8.68 | 9.64 | 8.89 |
| | | 5710 | 142 | 26T | 8.81 | 9.54 | 8.65 |
| | 3 | 5755 | 151 | 26T | 8.76 | 9.36 | 8.68 |
| | | 5795 | 159 | 26T | 8.94 | 9.52 | 8.74 |

| | Band | Freq [MHz] | Channel | Tones | Avg Conducted Power (dBm) RU Index 37 | 40 | 44 |
|---|---|---|---|---|---|---|---|
| 40MHz BW | 1 | 5190 | 38 | 52T | 8.84 | 9.86 | 9.45 |
| | | 5230 | 46 | 52T | 9.07 | 9.94 | 9.47 |
| | 2A | 5270 | 54 | 52T | 8.52 | 9.31 | 8.86 |
| | | 5310 | 62 | 52T | 8.56 | 9.22 | 8.65 |
| | 2C | 5510 | 102 | 52T | 9.13 | 9.77 | 9.34 |
| | | 5590 | 118 | 52T | 9.01 | 9.72 | 9.13 |
| | | 5630 | 126 | 52T | 8.84 | 9.54 | 8.96 |
| | | 5710 | 142 | 52T | 8.92 | 9.51 | 8.72 |
| | 3 | 5755 | 151 | 52T | 8.90 | 9.37 | 8.80 |
| | | 5795 | 159 | 52T | 9.15 | 9.53 | 8.97 |

| | Band | Freq [MHz] | Channel | Tones | Avg Conducted Power (dBm) RU Index 53 | 54 | 56 |
|---|---|---|---|---|---|---|---|
| 40MHz BW | 1 | 5190 | 38 | 106T | 9.08 | 9.81 | 9.56 |
| | | 5230 | 46 | 106T | 9.28 | 9.95 | 9.62 |
| | 2A | 5270 | 54 | 106T | 8.61 | 9.27 | 8.98 |
| | | 5310 | 62 | 106T | 8.56 | 9.07 | 8.66 |
| | 2C | 5510 | 102 | 106T | 9.02 | 9.50 | 9.05 |
| | | 5590 | 118 | 106T | 9.18 | 9.74 | 9.32 |
| | | 5670 | 126 | 106T | 9.05 | 9.62 | 9.16 |
| | | 5710 | 142 | 106T | 9.06 | 9.57 | 8.90 |
| | 3 | 5755 | 151 | 106T | 9.16 | 9.54 | 8.98 |
| | | 5795 | 159 | 106T | 9.24 | 9.60 | 9.19 |

| | Band | Freq [MHz] | Channel | Tones | Avg Conducted Power (dBm) RU Index 61 | 62 | N/A |
|---|---|---|---|---|---|---|---|
| 40MHz BW | 1 | 5190 | 38 | 242T | 9.44 | 9.71 | |
| | | 5230 | 46 | 242T | 9.38 | 9.60 | |
| | 2A | 5270 | 54 | 242T | 8.72 | 8.85 | |
| | | 5310 | 62 | 242T | 8.78 | 8.98 | |
| | 2C | 5510 | 102 | 242T | 9.17 | 9.30 | |
| | | 5590 | 118 | 242T | 9.05 | 9.21 | |
| | | 5670 | 126 | 242T | 9.12 | 9.23 | |
| | | 5710 | 142 | 242T | 9.05 | 8.95 | |
| | 3 | 5755 | 151 | 242T | 9.11 | 9.07 | |
| | | 5795 | 159 | 242T | 9.05 | 9.22 | |


© 2022 PCTEST

**40MHz BW**

| Band | Freq [MHz] | Channel | Tones | Avg Conducted Power (dBm) RU Index 65 | N/A | N/A |
|---|---|---|---|---|---|---|
| 1 | 5190 | 38 | 484T | 9.36 | | |
| | 5230 | 46 | 484T | 9.35 | | |
| 2A | 5270 | 54 | 484T | 8.53 | | |
| | 5310 | 62 | 484T | 8.61 | | |
| 2C | 5510 | 102 | 484T | 9.20 | | |
| | 5590 | 118 | 484T | 9.03 | | |
| | 5630 | 126 | 484T | 8.90 | | |
| | 5710 | 142 | 484T | 9.02 | | |
| 3 | 5755 | 151 | 484T | 9.07 | | |
| | 5795 | 159 | 484T | 9.18 | | |

**80MHz BW**

| Band | Freq [MHz] | Channel | Tones | Avg Conducted Power (dBm) RU Index 0 | 18 | 36 |
|---|---|---|---|---|---|---|
| 1 | 5210 | 42 | 26T | 8.72 | 9.71 | 9.19 |
| 2A | 5290 | 58 | 26T | 8.30 | 8.92 | 8.46 |
| 2C | 5530 | 106 | 26T | 8.94 | 9.56 | 9.18 |
| | 5610 | 122 | 26T | 8.90 | 9.31 | 9.21 |
| | 5690 | 138 | 26T | 8.97 | 9.26 | 8.85 |
| 3 | 5775 | 155 | 26T | 9.14 | 9.58 | 8.83 |

**80MHz BW**

| Band | Freq [MHz] | Channel | Tones | Avg Conducted Power (dBm) RU Index 37 | 44 | 52 |
|---|---|---|---|---|---|---|
| 1 | 5210 | 42 | 52T | 8.82 | 9.75 | 9.26 |
| 2A | 5290 | 58 | 52T | 8.54 | 8.96 | 8.42 |
| 2C | 5530 | 106 | 52T | 9.00 | 9.52 | 9.13 |
| | 5610 | 122 | 52T | 8.93 | 9.55 | 9.19 |
| | 5690 | 138 | 52T | 8.99 | 9.53 | 8.84 |
| 3 | 5775 | 155 | 52T | 9.01 | 9.41 | 8.92 |

**80MHz BW**

| Band | Freq [MHz] | Channel | Tones | Avg Conducted Power (dBm) RU Index 53 | 56 | 60 |
|---|---|---|---|---|---|---|
| 1 | 5210 | 42 | 106T | 8.93 | 9.78 | 9.46 |
| 2A | 5290 | 58 | 106T | 8.57 | 9.07 | 8.68 |
| 2C | 5530 | 106 | 106T | 9.12 | 9.59 | 9.38 |
| | 5610 | 122 | 106T | 9.17 | 9.62 | 9.37 |
| | 5690 | 138 | 106T | 9.09 | 9.64 | 9.12 |
| 3 | 5775 | 155 | 106T | 9.07 | 9.26 | 8.83 |

**80MHz BW**

| Band | Freq [MHz] | Channel | Tones | Avg Conducted Power (dBm) RU Index 61 | 62 | 64 |
|---|---|---|---|---|---|---|
| 1 | 5210 | 42 | 242T | 9.19 | 9.76 | 9.49 |
| 2A | 5290 | 58 | 242T | 8.60 | 9.03 | 8.72 |
| 2C | 5530 | 106 | 242T | 9.14 | 9.52 | 9.23 |
| | 5610 | 122 | 242T | 9.11 | 9.34 | 9.18 |
| | 5690 | 138 | 242T | 9.15 | 9.23 | 9.04 |
| 3 | 5775 | 155 | 242T | 9.08 | 9.31 | 9.06 |

**80MHz BW**

| Band | Freq [MHz] | Channel | Tones | Avg Conducted Power (dBm) RU Index 65 | 66 | N/A |
|---|---|---|---|---|---|---|
| 1 | 5210 | 42 | 484T | 9.16 | 9.60 | |
| 2A | 5290 | 58 | 484T | 8.55 | 8.70 | |
| 2C | 5530 | 106 | 484T | 9.26 | 9.40 | |
| | 5610 | 122 | 484T | 8.98 | 9.15 | |
| | 5690 | 138 | 484T | 8.97 | 9.03 | |
| 3 | 5775 | 155 | 484T | 8.95 | 9.02 | |

**80MHz BW**

| Band | Freq [MHz] | Channel | Tones | Avg Conducted Power (dBm) RU Index 67 | N/A | N/A |
|---|---|---|---|---|---|---|
| 1 | 5210 | 42 | 996T | 9.41 | | |
| 2A | 5290 | 58 | 996T | 8.61 | | |
| 2C | 5530 | 106 | 996T | 9.12 | | |
| | 5610 | 122 | 996T | 9.02 | | |
| | 5690 | 138 | 996T | 8.97 | | |
| 3 | 5775 | 155 | 996T | 8.95 | | |


© 2022 PCTEST

## Table H-5
## Maximum 5 GHz 802.11ax RU Time-Averaged WLAN Output Power – Ant 3a

| | Band | Freq [MHz] | Channel | Tones | Avg Conducted Power (dBm) RU Index 0 | 4 | 8 |
|---|---|---|---|---|---|---|---|
| 20MHz BW | 1 | 5180 | 36 | 26T | 9.17 | 9.84 | 9.73 |
| | | 5200 | 40 | 26T | 9.49 | 9.55 | 9.46 |
| | | 5220 | 44 | 26T | 9.30 | 9.75 | 9.86 |
| | | 5240 | 48 | 26T | 9.22 | 9.72 | 9.18 |
| | 2A | 5260 | 52 | 26T | 9.13 | 9.61 | 9.20 |
| | | 5280 | 56 | 26T | 9.30 | 9.82 | 9.31 |
| | | 5300 | 60 | 26T | 9.41 | 9.97 | 9.55 |
| | | 5320 | 64 | 26T | 9.43 | 9.80 | 9.45 |
| | 2C | 5500 | 100 | 26T | 10.13 | 10.77 | 10.43 |
| | | 5600 | 120 | 26T | 10.05 | 10.52 | 10.12 |
| | | 5620 | 124 | 26T | 10.19 | 10.78 | 10.25 |
| | | 5720 | 144 | 26T | 9.74 | 10.31 | 10.07 |
| | 3 | 5745 | 149 | 26T | 9.30 | 9.71 | 9.45 |
| | | 5785 | 157 | 26T | 9.10 | 9.75 | 9.44 |
| | | 5825 | 165 | 26T | 9.26 | 9.65 | 9.23 |

| | Band | Freq [MHz] | Channel | Tones | Avg Conducted Power (dBm) RU Index 37 | 39 | 40 |
|---|---|---|---|---|---|---|---|
| 20MHz BW | 1 | 5180 | 36 | 52T | 9.11 | 9.77 | 9.56 |
| | | 5200 | 40 | 52T | 9.60 | 9.95 | 9.79 |
| | | 5220 | 44 | 52T | 9.54 | 9.90 | 9.76 |
| | | 5240 | 48 | 52T | 9.59 | 9.94 | 9.66 |
| | 2A | 5260 | 52 | 52T | 9.61 | 9.89 | 9.57 |
| | | 5280 | 56 | 52T | 9.33 | 9.75 | 9.64 |
| | | 5300 | 60 | 52T | 9.64 | 9.85 | 9.50 |
| | | 5320 | 64 | 52T | 9.59 | 9.89 | 9.55 |
| | 2C | 5500 | 100 | 52T | 9.49 | 9.89 | 9.61 |
| | | 5600 | 120 | 52T | 9.64 | 9.87 | 9.52 |
| | | 5580 | 124 | 52T | 9.53 | 9.93 | 9.69 |
| | | 5720 | 144 | 52T | 9.50 | 9.92 | 9.52 |
| | 3 | 5745 | 149 | 52T | 9.35 | 9.84 | 9.64 |
| | | 5785 | 157 | 52T | 9.39 | 9.86 | 9.50 |
| | | 5825 | 165 | 52T | 9.55 | 9.74 | 9.45 |

| | Band | Freq [MHz] | Channel | Tones | Avg Conducted Power (dBm) RU Index 53 | 54 | N/A |
|---|---|---|---|---|---|---|---|
| 20MHz BW | 1 | 5180 | 36 | 106T | 9.42 | 9.75 | |
| | | 5200 | 40 | 106T | 9.60 | 9.82 | |
| | | 5220 | 44 | 106T | 9.76 | 9.82 | |
| | | 5240 | 48 | 106T | 9.74 | 9.85 | |
| | 2A | 5260 | 52 | 106T | 9.73 | 9.77 | |
| | | 5280 | 56 | 106T | 9.33 | 9.46 | |
| | | 5300 | 60 | 106T | 9.72 | 9.77 | |
| | | 5320 | 64 | 106T | 9.74 | 9.71 | |
| | 2C | 5500 | 100 | 106T | 9.77 | 9.93 | |
| | | 5600 | 120 | 106T | 9.70 | 9.73 | |
| | | 5620 | 124 | 106T | 9.63 | 9.70 | |
| | | 5720 | 144 | 106T | 9.60 | 9.62 | |
| | 3 | 5745 | 149 | 106T | 9.66 | 9.84 | |
| | | 5785 | 157 | 106T | 9.78 | 9.93 | |
| | | 5825 | 165 | 106T | 9.90 | 9.83 | |

| | Band | Freq [MHz] | Channel | Tones | Avg Conducted Power (dBm) RU Index 61 | N/A | N/A |
|---|---|---|---|---|---|---|---|
| 20MHz BW | 1 | 5180 | 36 | 242T | 9.89 | | |
| | | 5200 | 40 | 242T | 9.67 | | |
| | | 5200 | 44 | 242T | 9.63 | | |
| | | 5240 | 48 | 242T | 9.74 | | |
| | 2A | 5260 | 52 | 242T | 9.68 | | |
| | | 5260 | 56 | 242T | 9.72 | | |
| | | 5300 | 60 | 242T | 9.90 | | |
| | | 5320 | 64 | 242T | 9.73 | | |
| | 2C | 5500 | 100 | 242T | 9.50 | | |
| | | 5600 | 120 | 242T | 9.60 | | |
| | | 5620 | 124 | 242T | 9.66 | | |
| | | 5720 | 144 | 242T | 9.48 | | |
| | 3 | 5745 | 149 | 242T | 9.54 | | |
| | | 5785 | 157 | 242T | 9.61 | | |
| | | 5825 | 165 | 242T | 9.77 | | |

| | Band | Freq [MHz] | Channel | Tones | Avg Conducted Power (dBm) RU Index 0 | 8 | 17 |
|---|---|---|---|---|---|---|---|
| 40MHz BW | 1 | 5190 | 38 | 26T | 8.61 | 9.87 | 9.31 |
| | | 5230 | 46 | 26T | 9.31 | 10.08 | 9.68 |
| | 2A | 5270 | 54 | 26T | 9.48 | 10.06 | 9.61 |
| | | 5310 | 62 | 26T | 9.43 | 10.25 | 9.71 |
| | 2C | 5510 | 102 | 26T | 9.77 | 10.49 | 9.89 |
| | | 5590 | 118 | 26T | 10.05 | 10.78 | 10.21 |
| | | 5630 | 126 | 26T | 9.94 | 10.64 | 10.15 |
| | | 5710 | 142 | 26T | 9.71 | 10.69 | 9.98 |
| | 3 | 5755 | 151 | 26T | 8.91 | 9.96 | 9.42 |
| | | 5795 | 159 | 26T | 8.89 | 9.95 | 9.17 |

| | Band | Freq [MHz] | Channel | Tones | Avg Conducted Power (dBm) RU Index 37 | 40 | 44 |
|---|---|---|---|---|---|---|---|
| 40MHz BW | 1 | 5190 | 38 | 52T | 8.65 | 9.88 | 9.40 |
| | | 5230 | 46 | 52T | 9.07 | 9.74 | 9.44 |
| | 2A | 5270 | 54 | 52T | 9.49 | 10.13 | 9.67 |
| | | 5310 | 62 | 52T | 9.52 | 10.24 | 9.76 |
| | 2C | 5510 | 102 | 52T | 9.81 | 10.42 | 9.96 |
| | | 5590 | 118 | 52T | 10.13 | 10.78 | 10.34 |
| | | 5630 | 126 | 52T | 10.03 | 10.64 | 10.05 |
| | | 5710 | 142 | 52T | 9.79 | 10.68 | 10.17 |
| | 3 | 5755 | 151 | 52T | 8.92 | 9.82 | 9.26 |
| | | 5795 | 159 | 52T | 9.11 | 10.00 | 9.52 |

| | Band | Freq [MHz] | Channel | Tones | Avg Conducted Power (dBm) RU Index 53 | 54 | 56 |
|---|---|---|---|---|---|---|---|
| 40MHz BW | 1 | 5190 | 38 | 106T | 9.22 | 9.52 | 9.39 |
| | | 5230 | 46 | 106T | 9.11 | 9.44 | 9.23 |
| | 2A | 5270 | 54 | 106T | 9.37 | 9.69 | 9.51 |
| | | 5310 | 62 | 106T | 9.38 | 9.65 | 9.49 |
| | 2C | 5510 | 102 | 106T | 9.89 | 10.37 | 10.06 |
| | | 5590 | 118 | 106T | 9.83 | 10.31 | 9.95 |
| | | 5670 | 126 | 106T | 9.80 | 10.33 | 9.97 |
| | | 5710 | 142 | 106T | 9.79 | 10.32 | 9.91 |
| | 3 | 5755 | 151 | 106T | 8.88 | 9.40 | 9.15 |
| | | 5795 | 159 | 106T | 8.91 | 9.58 | 9.20 |

| | Band | Freq [MHz] | Channel | Tones | Avg Conducted Power (dBm) RU Index 61 | 62 | N/A |
|---|---|---|---|---|---|---|---|
| 40MHz BW | 1 | 5190 | 38 | 242T | 9.11 | 9.29 | |
| | | 5230 | 46 | 242T | 9.22 | 9.30 | |
| | 2A | 5270 | 54 | 242T | 9.49 | 9.33 | |
| | | 5310 | 62 | 242T | 9.51 | 9.35 | |
| | 2C | 5510 | 102 | 242T | 10.06 | 10.25 | |
| | | 5590 | 118 | 242T | 10.01 | 10.22 | |
| | | 5670 | 126 | 242T | 10.04 | 10.17 | |
| | | 5670 | 134 | 242T | 9.82 | 10.05 | |
| | 3 | 5755 | 151 | 242T | 9.15 | 9.25 | |
| | | 5795 | 159 | 242T | 9.22 | 9.27 | |


© 2022 PCTEST

**40MHz BW**

| Band | Freq [MHz] | Channel | Tones | Avg Conducted Power (dBm) | | |
|---|---|---|---|---|---|---|
| | | | | RU Index | | |
| | | | | 65 | N/A | N/A |
| 1 | 5190 | 38 | 484T | 9.33 | | |
| | 5230 | 46 | 484T | 9.28 | | |
| 2A | 5270 | 54 | 484T | 9.32 | | |
| | 5310 | 62 | 484T | 9.45 | | |
| 2C | 5510 | 102 | 484T | 10.30 | | |
| | 5550 | 118 | 484T | 9.89 | | |
| | 5630 | 126 | 484T | 9.91 | | |
| | 5710 | 142 | 484T | 9.89 | | |
| 3 | 5755 | 151 | 484T | 9.44 | | |
| | 5795 | 159 | 484T | 9.43 | | |

**80MHz BW**

| Band | Freq [MHz] | Channel | Tones | Avg Conducted Power (dBm) | | |
|---|---|---|---|---|---|---|
| | | | | RU Index | | |
| | | | | 0 | 18 | 36 |
| 1 | 5210 | 42 | 26T | 8.70 | 9.58 | 9.19 |
| 2A | 5290 | 58 | 26T | 9.21 | 9.81 | 9.33 |
| 2C | 5530 | 106 | 26T | 9.76 | 10.18 | 9.95 |
| | 5610 | 122 | 26T | 9.79 | 10.22 | 9.98 |
| | 5690 | 138 | 26T | 9.70 | 10.00 | 9.87 |
| 3 | 5775 | 155 | 26T | 8.69 | 9.35 | 8.88 |

**80MHz BW**

| Band | Freq [MHz] | Channel | Tones | Avg Conducted Power (dBm) | | |
|---|---|---|---|---|---|---|
| | | | | RU Index | | |
| | | | | 37 | 44 | 52 |
| 1 | 5210 | 42 | 52T | 9.12 | 9.61 | 9.30 |
| 2A | 5290 | 58 | 52T | 9.15 | 9.67 | 9.44 |
| 2C | 5530 | 106 | 52T | 9.90 | 10.39 | 10.01 |
| | 5610 | 122 | 52T | 9.71 | 10.09 | 9.80 |
| | 5690 | 138 | 52T | 9.69 | 10.01 | 9.84 |
| 3 | 5775 | 155 | 52T | 9.18 | 9.66 | 9.29 |

**80MHz BW**

| Band | Freq [MHz] | Channel | Tones | Avg Conducted Power (dBm) | | |
|---|---|---|---|---|---|---|
| | | | | RU Index | | |
| | | | | 53 | 56 | 60 |
| 1 | 5210 | 42 | 106T | 9.12 | 9.66 | 9.30 |
| 2A | 5290 | 58 | 106T | 9.09 | 9.60 | 9.34 |
| 2C | 5530 | 106 | 106T | 10.03 | 10.33 | 10.07 |
| | 5610 | 122 | 106T | 9.91 | 10.18 | 10.00 |
| | 5690 | 138 | 106T | 9.82 | 10.14 | 9.81 |
| 3 | 5775 | 155 | 106T | 9.33 | 9.54 | 9.27 |

**80MHz BW**

| Band | Freq [MHz] | Channel | Tones | Avg Conducted Power (dBm) | | |
|---|---|---|---|---|---|---|
| | | | | RU Index | | |
| | | | | 61 | 62 | 64 |
| 1 | 5210 | 42 | 242T | 9.19 | 9.58 | 9.42 |
| 2A | 5290 | 58 | 242T | 9.22 | 9.66 | 9.31 |
| 2C | 5530 | 106 | 242T | 9.99 | 10.49 | 10.32 |
| | 5610 | 122 | 242T | 9.99 | 10.11 | 9.96 |
| | 5690 | 138 | 242T | 9.79 | 9.93 | 9.75 |
| 3 | 5775 | 155 | 242T | 9.02 | 9.65 | 9.11 |

**80MHz BW**

| Band | Freq [MHz] | Channel | Tones | Avg Conducted Power (dBm) | | |
|---|---|---|---|---|---|---|
| | | | | RU Index | | |
| | | | | 65 | 66 | N/A |
| 1 | 5210 | 42 | 484T | 9.21 | 9.66 | |
| 2A | 5290 | 58 | 484T | 9.48 | 9.80 | |
| 2C | 5530 | 106 | 484T | 10.22 | 10.27 | |
| | 5610 | 122 | 484T | 9.93 | 10.02 | |
| | 5690 | 138 | 484T | 9.90 | 10.09 | |
| 3 | 5775 | 155 | 484T | 9.08 | 9.22 | |

**80MHz BW**

| Band | Freq [MHz] | Channel | Tones | Avg Conducted Power (dBm) | | |
|---|---|---|---|---|---|---|
| | | | | RU Index | | |
| | | | | 67 | N/A | N/A |
| 1 | 5210 | 42 | 996T | 10.16 | | |
| 2A | 5290 | 58 | 996T | 10.32 | | |
| 2C | 5530 | 106 | 996T | 10.29 | | |
| | 5610 | 122 | 996T | 10.14 | | |
| | 5690 | 138 | 996T | 9.89 | | |
| 3 | 5775 | 155 | 996T | 9.12 | | |


© 2022 PCTEST

# APPENDIX I: LTE AND NR LOWER BANDWIDTH RF CONDUCTED POWERS



© 2022 PCTEST.

All conducted power measurements for 4G/5G Sub6 WWAN technologies and bands in this section were performed by setting Reserve_power_margin (Qualcomm® Smart Transmit EFS entry) to 0dB, so that the EUT transmits continuously at minimum (Plimit, maximum tune up output power Pmax).

## I.1 LTE Conducted Powers

Note: Some bands do not support non-overlapping channels. Per FCC Guidance, when a device supports overlapping channel assignment in a channel bandwidth configuration, the middle channel of the group of overlapping channels should be selected for testing.

### I.1.1 LTE Band 71

**Table I-1**
**LTE Band 71 Measured *Plimit* Antenna 4 - 15 MHz Bandwidth**

| LTE Band 71 15 MHz Bandwidth | | | | | |
|---|---|---|---|---|---|
| Modulation | RB Size | RB Offset | Mid Channel 133297 (680.5 MHz) Conducted Power [dBm] | MPR Allowed per 3GPP [dB] | MPR [dB] |
| QPSK | 1 | 0 | 20.64 | 0 | 0 |
| | 1 | 36 | 20.67 | | 0 |
| | 1 | 74 | 20.48 | | 0 |
| | 36 | 0 | 20.82 | 0-1 | 0 |
| | 36 | 18 | 20.86 | | 0 |
| | 36 | 37 | 20.76 | | 0 |
| | 75 | 0 | 20.69 | | 0 |
| 16QAM | 1 | 0 | 21.10 | 0-1 | 0 |
| | 1 | 36 | 21.15 | | 0 |
| | 1 | 74 | 21.11 | | 0 |
| | 36 | 0 | 20.83 | 0-2 | 0 |
| | 36 | 18 | 20.90 | | 0 |
| | 36 | 37 | 20.75 | | 0 |
| | 75 | 0 | 20.72 | | 0 |
| 64QAM | 1 | 0 | 20.67 | 0-2 | 0 |
| | 1 | 36 | 20.75 | | 0 |
| | 1 | 74 | 20.47 | | 0 |
| | 36 | 0 | 20.93 | 0-3 | 0 |
| | 36 | 18 | 21.00 | | 0 |
| | 36 | 37 | 20.84 | | 0 |
| | 75 | 0 | 20.78 | | 0 |
| 256QAM | 1 | 0 | 19.88 | 0-5 | 1.4 |
| | 1 | 36 | 19.90 | | 1.4 |
| | 1 | 74 | 19.93 | | 1.4 |
| | 36 | 0 | 19.91 | | 1.4 |
| | 36 | 18 | 19.97 | | 1.4 |
| | 36 | 37 | 19.90 | | 1.4 |
| | 75 | 0 | 19.89 | | 1.4 |


© 2022 PCTEST.

## Table I-2
## LTE Band 71 Measured $P_{limit}$ Antenna 4 - 10 MHz Bandwidth

| LTE Band 71 10 MHz Bandwidth | | | | | | | |
|---|---|---|---|---|---|---|---|
| Modulation | RB Size | RB Offset | Low Channel 133172 (668.0 MHz) | Mid Channel 133297 (680.5 MHz) | High Channel 133422 (693.0 MHz) | MPR Allowed per 3GPP [dB] | MPR [dB] |
| | | | Conducted Power [dBm] | | | | |
| QPSK | 1 | 0 | 20.63 | 20.85 | 20.55 | 0 | 0 |
| | 1 | 25 | 20.86 | 20.86 | 20.49 | | 0 |
| | 1 | 49 | 20.87 | 20.87 | 20.37 | | 0 |
| | 25 | 0 | 20.87 | 20.87 | 20.62 | 0-1 | 0 |
| | 25 | 12 | 20.85 | 20.87 | 20.62 | | 0 |
| | 25 | 25 | 20.86 | 20.85 | 20.60 | | 0 |
| | 50 | 0 | 20.85 | 20.86 | 20.64 | | 0 |
| 16QAM | 1 | 0 | 21.14 | 20.85 | 21.13 | 0-1 | 0 |
| | 1 | 25 | 21.06 | 20.83 | 21.12 | | 0 |
| | 1 | 49 | 21.03 | 20.82 | 20.98 | | 0 |
| | 25 | 0 | 20.95 | 20.84 | 20.73 | 0-2 | 0 |
| | 25 | 12 | 20.96 | 20.85 | 20.68 | | 0 |
| | 25 | 25 | 20.91 | 20.83 | 20.72 | | 0 |
| | 50 | 0 | 20.86 | 20.83 | 20.63 | | 0 |
| 64QAM | 1 | 0 | 21.07 | 20.86 | 20.62 | 0-2 | 0 |
| | 1 | 25 | 21.03 | 20.84 | 20.54 | | 0 |
| | 1 | 49 | 20.89 | 20.85 | 20.52 | | 0 |
| | 25 | 0 | 20.90 | 20.82 | 20.70 | 0-3 | 0 |
| | 25 | 12 | 20.93 | 20.85 | 20.71 | | 0 |
| | 25 | 25 | 20.93 | 20.84 | 20.72 | | 0 |
| | 50 | 0 | 20.90 | 20.82 | 20.65 | | 0 |
| 256QAM | 1 | 0 | 19.78 | 20.01 | 19.71 | 0-5 | 1.4 |
| | 1 | 25 | 19.86 | 19.98 | 19.77 | | 1.4 |
| | 1 | 49 | 19.59 | 19.73 | 19.72 | | 1.4 |
| | 25 | 0 | 19.93 | 19.87 | 19.71 | | 1.4 |
| | 25 | 12 | 19.97 | 19.81 | 19.80 | | 1.4 |
| | 25 | 25 | 19.88 | 19.74 | 19.70 | | 1.4 |
| | 50 | 0 | 19.91 | 19.90 | 19.81 | | 1.4 |


© 2022 PCTEST.

## Table I-3
## LTE Band 71 Measured $P_{limit}$ Antenna 4 - 5 MHz Bandwidth

| LTE Band 71 5 MHz Bandwidth | | | | | | | |
|---|---|---|---|---|---|---|---|
| Modulation | RB Size | RB Offset | Low Channel 133147 (665.5 MHz) | Mid Channel 133297 (680.5 MHz) | High Channel 133447 (695.5 MHz) | MPR Allowed per 3GPP [dB] | MPR [dB] |
| | | | Conducted Power [dBm] | | | | |
| QPSK | 1 | 0 | 20.77 | 20.71 | 20.81 | 0 | 0 |
| | 1 | 12 | 20.76 | 20.68 | 20.83 | | 0 |
| | 1 | 24 | 20.72 | 20.66 | 20.86 | | 0 |
| | 12 | 0 | 20.86 | 20.65 | 20.87 | 0-1 | 0 |
| | 12 | 6 | 20.82 | 20.78 | 20.81 | | 0 |
| | 12 | 13 | 20.76 | 20.70 | 20.81 | | 0 |
| | 25 | 0 | 20.82 | 20.71 | 20.83 | | 0 |
| 16QAM | 1 | 0 | 21.06 | 20.96 | 20.81 | 0-1 | 0 |
| | 1 | 12 | 21.15 | 20.84 | 20.80 | | 0 |
| | 1 | 24 | 21.05 | 20.73 | 20.86 | | 0 |
| | 12 | 0 | 21.00 | 20.75 | 20.86 | 0-2 | 0 |
| | 12 | 6 | 21.06 | 20.82 | 20.88 | | 0 |
| | 12 | 13 | 20.96 | 20.74 | 20.80 | | 0 |
| | 25 | 0 | 20.80 | 20.77 | 20.84 | | 0 |
| 64QAM | 1 | 0 | 20.57 | 20.26 | 20.87 | 0-2 | 0 |
| | 1 | 12 | 20.55 | 20.25 | 20.80 | | 0 |
| | 1 | 24 | 20.45 | 20.29 | 20.84 | | 0 |
| | 12 | 0 | 20.91 | 20.87 | 20.82 | 0-3 | 0 |
| | 12 | 6 | 20.95 | 20.96 | 20.83 | | 0 |
| | 12 | 13 | 20.92 | 20.82 | 20.78 | | 0 |
| | 25 | 0 | 20.91 | 20.76 | 20.31 | | 0 |
| 256QAM | 1 | 0 | 19.69 | 19.72 | 19.63 | 0-5 | 1.4 |
| | 1 | 12 | 19.64 | 19.81 | 19.82 | | 1.4 |
| | 1 | 24 | 19.83 | 19.85 | 19.46 | | 1.4 |
| | 12 | 0 | 19.90 | 19.83 | 19.74 | | 1.4 |
| | 12 | 6 | 19.96 | 19.83 | 19.67 | | 1.4 |
| | 12 | 13 | 19.82 | 19.80 | 19.65 | | 1.4 |
| | 25 | 0 | 19.89 | 19.84 | 19.58 | | 1.4 |


© 2022 PCTEST.

## Table I-4
## LTE Band 71 Measured $P_{limit}$ Antenna 3b - 15 MHz Bandwidth

| LTE Band 71<br>15 MHz Bandwidth | | | | | |
|---|---|---|---|---|---|
| Modulation | RB Size | RB Offset | Mid Channel<br>133297<br>(680.5 MHz)<br>Conducted Power [dBm] | MPR Allowed per 3GPP [dB] | MPR [dB] |
| QPSK | 1 | 0 | 18.69 | 0 | 0 |
| | 1 | 36 | 18.58 | | 0 |
| | 1 | 74 | 18.47 | | 0 |
| | 36 | 0 | 18.40 | 0-1 | 0 |
| | 36 | 18 | 18.69 | | 0 |
| | 36 | 37 | 18.66 | | 0 |
| | 75 | 0 | 18.71 | | 0 |
| 16QAM | 1 | 0 | 18.52 | 0-1 | 0 |
| | 1 | 36 | 18.47 | | 0 |
| | 1 | 74 | 18.38 | | 0 |
| | 36 | 0 | 17.78 | 0-2 | 0 |
| | 36 | 18 | 17.82 | | 0 |
| | 36 | 37 | 17.71 | | 0 |
| | 75 | 0 | 17.73 | | 0 |
| 64QAM | 1 | 0 | 18.48 | 0-2 | 0 |
| | 1 | 36 | 18.43 | | 0 |
| | 1 | 74 | 18.39 | | 0 |
| | 36 | 0 | 17.82 | 0-3 | 0 |
| | 36 | 18 | 17.87 | | 0 |
| | 36 | 37 | 17.74 | | 0 |
| | 75 | 0 | 17.75 | | 0 |
| 256QAM | 1 | 0 | 18.51 | 0-5 | 0 |
| | 1 | 36 | 18.52 | | 0 |
| | 1 | 74 | 18.42 | | 0 |
| | 36 | 0 | 17.83 | | 0 |
| | 36 | 18 | 17.91 | | 0 |
| | 36 | 37 | 17.74 | | 0 |
| | 75 | 0 | 17.90 | | 0 |


© 2022 PCTEST.

## Table I-5
## LTE Band 71 Measured $P_{limit}$ Antenna 3b - 10 MHz Bandwidth

| LTE Band 71 10 MHz Bandwidth | | | | | | | |
|---|---|---|---|---|---|---|---|
| Modulation | RB Size | RB Offset | Low Channel 133172 (668.0 MHz) | Mid Channel 133297 (680.5 MHz) | High Channel 133422 (693.0 MHz) | MPR Allowed per 3GPP [dB] | MPR [dB] |
| | | | Conducted Power [dBm] | | | | |
| QPSK | 1 | 0 | 18.69 | 18.66 | 18.62 | 0 | 0 |
| | 1 | 25 | 18.62 | 18.53 | 18.47 | | 0 |
| | 1 | 49 | 18.54 | 18.52 | 18.47 | | 0 |
| | 25 | 0 | 18.76 | 18.30 | 18.66 | 0-1 | 0 |
| | 25 | 12 | 18.77 | 18.72 | 18.64 | | 0 |
| | 25 | 25 | 18.76 | 18.69 | 18.65 | | 0 |
| | 50 | 0 | 18.77 | 18.70 | 18.66 | | 0 |
| 16QAM | 1 | 0 | 18.37 | 18.38 | 18.54 | 0-1 | 0 |
| | 1 | 25 | 18.15 | 18.28 | 18.50 | | 0 |
| | 1 | 49 | 18.09 | 18.22 | 18.31 | | 0 |
| | 25 | 0 | 17.82 | 17.76 | 17.69 | 0-2 | 0 |
| | 25 | 12 | 17.85 | 17.79 | 17.79 | | 0 |
| | 25 | 25 | 17.84 | 17.76 | 17.77 | | 0 |
| | 50 | 0 | 17.82 | 17.74 | 17.69 | | 0 |
| 64QAM | 1 | 0 | 18.50 | 18.16 | 18.48 | 0-2 | 0 |
| | 1 | 25 | 18.44 | 18.16 | 18.58 | | 0 |
| | 1 | 49 | 18.34 | 18.10 | 18.32 | | 0 |
| | 25 | 0 | 17.85 | 17.79 | 17.75 | 0-3 | 0 |
| | 25 | 12 | 17.89 | 17.88 | 17.75 | | 0 |
| | 25 | 25 | 17.86 | 17.85 | 17.77 | | 0 |
| | 50 | 0 | 17.83 | 17.82 | 17.71 | | 0 |
| 256QAM | 1 | 0 | 17.82 | 18.04 | 18.48 | 0-5 | 0 |
| | 1 | 25 | 17.82 | 18.09 | 18.44 | | 0 |
| | 1 | 49 | 17.78 | 18.07 | 18.20 | | 0 |
| | 25 | 0 | 17.92 | 17.79 | 17.81 | | 0 |
| | 25 | 12 | 17.95 | 17.89 | 17.79 | | 0 |
| | 25 | 25 | 17.85 | 17.72 | 17.75 | | 0 |
| | 50 | 0 | 17.91 | 17.74 | 17.74 | | 0 |

## Table I-6
## LTE Band 71 Measured $P_{limit}$ Antenna 3b - 5 MHz Bandwidth

| LTE Band 71 5 MHz Bandwidth | | | | | | | |
|---|---|---|---|---|---|---|---|
| Modulation | RB Size | RB Offset | Low Channel 133147 (665.5 MHz) | Mid Channel 133297 (680.5 MHz) | High Channel 133447 (695.5 MHz) | MPR Allowed per 3GPP [dB] | MPR [dB] |
| | | | Conducted Power [dBm] | | | | |
| QPSK | 1 | 0 | 18.68 | 18.67 | 18.45 | 0 | 0 |
| | 1 | 12 | 18.60 | 18.62 | 18.19 | | 0 |
| | 1 | 24 | 18.57 | 18.53 | 18.31 | | 0 |
| | 12 | 0 | 18.79 | 18.39 | 18.61 | 0-1 | 0 |
| | 12 | 6 | 18.80 | 18.69 | 18.59 | | 0 |
| | 12 | 13 | 18.75 | 18.64 | 18.58 | | 0 |
| | 25 | 0 | 18.77 | 18.67 | 18.62 | | 0 |
| 16QAM | 1 | 0 | 18.15 | 18.62 | 18.13 | 0-1 | 0 |
| | 1 | 12 | 18.11 | 18.51 | 18.06 | | 0 |
| | 1 | 24 | 18.07 | 18.29 | 17.88 | | 0 |
| | 12 | 0 | 17.86 | 17.83 | 17.77 | 0-2 | 0 |
| | 12 | 6 | 17.91 | 17.88 | 17.74 | | 0 |
| | 12 | 13 | 17.81 | 17.81 | 17.63 | | 0 |
| | 25 | 0 | 17.89 | 17.74 | 17.62 | | 0 |
| 64QAM | 1 | 0 | 18.34 | 18.45 | 18.20 | 0-2 | 0 |
| | 1 | 12 | 18.34 | 18.43 | 18.27 | | 0 |
| | 1 | 24 | 18.30 | 18.26 | 18.14 | | 0 |
| | 12 | 0 | 17.87 | 17.70 | 17.66 | 0-3 | 0 |
| | 12 | 6 | 17.95 | 17.76 | 17.63 | | 0 |
| | 12 | 13 | 17.81 | 17.69 | 17.65 | | 0 |
| | 25 | 0 | 17.90 | 17.71 | 17.67 | | 0 |
| 256QAM | 1 | 0 | 18.19 | 18.29 | 18.24 | 0-5 | 0 |
| | 1 | 12 | 18.17 | 18.24 | 18.11 | | 0 |
| | 1 | 24 | 18.07 | 18.19 | 17.74 | | 0 |
| | 12 | 0 | 17.84 | 17.84 | 17.75 | | 0 |
| | 12 | 6 | 17.89 | 17.82 | 17.75 | | 0 |
| | 12 | 13 | 17.80 | 17.78 | 17.63 | | 0 |
| | 25 | 0 | 17.87 | 17.69 | 17.65 | | 0 |


© 2022 PCTEST.

## I.1.2 LTE Band 12

### Table I-7
### LTE Band 12 Measured $P_{limit}$ Antenna 4 - 5 MHz Bandwidth

| LTE Band 12 5 MHz Bandwidth | | | | | | | |
|---|---|---|---|---|---|---|---|
| Modulation | RB Size | RB Offset | Low Channel 23035 (701.5 MHz) | Mid Channel 23095 (707.5 MHz) | High Channel 23155 (713.5 MHz) | MPR Allowed per 3GPP [dB] | MPR [dB] |
| | | | Conducted Power [dBm] | | | | |
| QPSK | 1 | 0 | 19.96 | 19.99 | 19.79 | 0 | 0 |
| | 1 | 12 | 19.91 | 19.95 | 19.77 | | 0 |
| | 1 | 24 | 19.83 | 19.85 | 19.83 | | 0 |
| | 12 | 0 | 19.99 | 19.88 | 19.98 | 0-1 | 0 |
| | 12 | 6 | 20.05 | 20.02 | 20.05 | | 0 |
| | 12 | 13 | 19.94 | 19.91 | 19.97 | | 0 |
| | 25 | 0 | 20.00 | 19.95 | 20.04 | | 0 |
| 16QAM | 1 | 0 | 20.00 | 20.35 | 20.12 | 0-1 | 0 |
| | 1 | 12 | 20.18 | 20.32 | 20.20 | | 0 |
| | 1 | 24 | 20.12 | 20.23 | 20.12 | | 0 |
| | 12 | 0 | 20.00 | 20.15 | 20.02 | 0-2 | 0 |
| | 12 | 6 | 20.00 | 20.20 | 20.06 | | 0 |
| | 12 | 13 | 20.07 | 20.11 | 20.01 | | 0 |
| | 25 | 0 | 19.91 | 19.97 | 20.08 | | 0 |
| 64QAM | 1 | 0 | 20.36 | 19.75 | 19.81 | 0-2 | 0 |
| | 1 | 12 | 20.27 | 19.73 | 19.91 | | 0 |
| | 1 | 24 | 20.36 | 19.68 | 19.87 | | 0 |
| | 12 | 0 | 19.96 | 19.86 | 19.82 | 0-3 | 0 |
| | 12 | 6 | 19.97 | 19.96 | 19.90 | | 0 |
| | 12 | 13 | 19.93 | 19.87 | 19.82 | | 0 |
| | 25 | 0 | 19.86 | 19.86 | 19.89 | | 0 |
| 256QAM | 1 | 0 | 19.32 | 19.60 | 19.15 | 0-5 | 0.7 |
| | 1 | 12 | 19.36 | 19.09 | 19.66 | | 0.7 |
| | 1 | 24 | 19.12 | 19.04 | 19.73 | | 0.7 |
| | 12 | 0 | 19.30 | 19.36 | 19.44 | | 0.7 |
| | 12 | 6 | 19.33 | 19.31 | 19.35 | | 0.7 |
| | 12 | 13 | 19.35 | 19.25 | 19.46 | | 0.7 |
| | 25 | 0 | 19.25 | 19.16 | 19.29 | | 0.7 |

### Table I-8
### LTE Band 12 Measured $P_{limit}$ Antenna 4 - 3 MHz Bandwidth

| LTE Band 12 3 MHz Bandwidth | | | | | | | |
|---|---|---|---|---|---|---|---|
| Modulation | RB Size | RB Offset | Low Channel 23025 (700.5 MHz) | Mid Channel 23095 (707.5 MHz) | High Channel 23165 (714.5 MHz) | MPR Allowed per 3GPP [dB] | MPR [dB] |
| | | | Conducted Power [dBm] | | | | |
| QPSK | 1 | 0 | 19.87 | 19.89 | 19.98 | 0 | 0 |
| | 1 | 7 | 19.77 | 19.77 | 19.80 | | 0 |
| | 1 | 14 | 19.80 | 19.81 | 19.85 | | 0 |
| | 8 | 0 | 19.93 | 19.88 | 19.98 | 0-1 | 0 |
| | 8 | 4 | 19.95 | 19.92 | 19.96 | | 0 |
| | 8 | 7 | 19.95 | 19.91 | 19.96 | | 0 |
| | 15 | 0 | 20.02 | 19.96 | 19.97 | | 0 |
| 16QAM | 1 | 0 | 20.05 | 19.90 | 20.33 | 0-1 | 0 |
| | 1 | 7 | 20.06 | 19.84 | 20.32 | | 0 |
| | 1 | 14 | 19.91 | 19.77 | 20.31 | | 0 |
| | 8 | 0 | 19.81 | 19.79 | 19.90 | 0-2 | 0 |
| | 8 | 4 | 19.89 | 19.85 | 19.89 | | 0 |
| | 8 | 7 | 19.85 | 19.80 | 19.93 | | 0 |
| | 15 | 0 | 19.92 | 19.78 | 19.93 | | 0 |
| 64QAM | 1 | 0 | 20.18 | 19.73 | 19.90 | 0-2 | 0 |
| | 1 | 7 | 20.20 | 19.89 | 19.88 | | 0 |
| | 1 | 14 | 20.10 | 19.75 | 19.93 | | 0 |
| | 8 | 0 | 19.98 | 19.94 | 20.00 | 0-3 | 0 |
| | 8 | 4 | 20.05 | 19.98 | 20.02 | | 0 |
| | 8 | 7 | 20.01 | 19.96 | 20.05 | | 0 |
| | 15 | 0 | 20.12 | 20.06 | 19.99 | | 0 |
| 256QAM | 1 | 0 | 19.37 | 19.14 | 19.28 | 0-5 | 0.7 |
| | 1 | 7 | 19.33 | 19.28 | 19.44 | | 0.7 |
| | 1 | 14 | 19.38 | 19.20 | 19.40 | | 0.7 |
| | 8 | 0 | 19.44 | 19.26 | 19.25 | | 0.7 |
| | 8 | 4 | 19.52 | 19.41 | 19.29 | | 0.7 |
| | 8 | 7 | 19.42 | 19.15 | 19.40 | | 0.7 |
| | 15 | 0 | 19.34 | 19.26 | 19.49 | | 0.7 |


© 2022 PCTEST.

## Table I-9
## LTE Band 12 Measured $P_{limit}$ Antenna 4 - 1.4 MHz Bandwidth

| LTE Band 12 1.4 MHz Bandwidth | | | | | | | |
|---|---|---|---|---|---|---|---|
| Modulation | RB Size | RB Offset | Low Channel 23017 (699.7 MHz) | Mid Channel 23095 (707.5 MHz) | High Channel 23173 (715.3 MHz) | MPR Allowed per 3GPP [dB] | MPR [dB] |
| | | | Conducted Power [dBm] | | | | |
| QPSK | 1 | 0 | 19.83 | 19.88 | 19.79 | 0 | 0 |
| | 1 | 2 | 19.80 | 20.01 | 19.82 | | 0 |
| | 1 | 5 | 19.74 | 19.88 | 19.77 | | 0 |
| | 3 | 0 | 19.74 | 19.82 | 20.00 | | 0 |
| | 3 | 2 | 19.84 | 19.90 | 19.93 | | 0 |
| | 3 | 3 | 19.74 | 19.79 | 19.99 | | 0 |
| | 6 | 0 | 19.90 | 19.90 | 19.93 | 0-1 | 0 |
| 16QAM | 1 | 0 | 19.92 | 20.01 | 20.13 | 0-1 | 0 |
| | 1 | 2 | 20.03 | 20.02 | 20.20 | | 0 |
| | 1 | 5 | 19.97 | 20.08 | 20.17 | | 0 |
| | 3 | 0 | 20.10 | 20.09 | 19.96 | | 0 |
| | 3 | 2 | 20.12 | 20.15 | 19.99 | | 0 |
| | 3 | 3 | 20.07 | 20.03 | 19.99 | | 0 |
| | 6 | 0 | 19.97 | 19.98 | 19.93 | 0-2 | 0 |
| 64QAM | 1 | 0 | 19.89 | 20.15 | 20.08 | 0-2 | 0 |
| | 1 | 2 | 19.77 | 20.34 | 20.28 | | 0 |
| | 1 | 5 | 19.87 | 20.19 | 20.19 | | 0 |
| | 3 | 0 | 20.15 | 20.14 | 20.16 | | 0 |
| | 3 | 2 | 20.13 | 20.20 | 20.27 | | 0 |
| | 3 | 3 | 20.06 | 20.13 | 20.21 | | 0 |
| | 6 | 0 | 19.92 | 19.80 | 20.04 | 0-3 | 0 |
| 256QAM | 1 | 0 | 19.33 | 19.28 | 19.27 | 0-5 | 0.7 |
| | 1 | 2 | 19.18 | 19.24 | 19.23 | | 0.7 |
| | 1 | 5 | 19.42 | 19.29 | 19.23 | | 0.7 |
| | 3 | 0 | 19.39 | 19.15 | 19.04 | | 0.7 |
| | 3 | 2 | 19.38 | 19.32 | 19.36 | | 0.7 |
| | 3 | 3 | 19.47 | 19.12 | 19.17 | | 0.7 |
| | 6 | 0 | 19.25 | 19.42 | 19.37 | | 0.7 |


© 2022 PCTEST.

## Table I-10
## LTE Band 12 Measured $P_{limit}$ Antenna 3b - 5 MHz Bandwidth

| LTE Band 12 5 MHz Bandwidth | | | | | | | |
|---|---|---|---|---|---|---|---|
| Modulation | RB Size | RB Offset | Low Channel 23035 (701.5 MHz) | Mid Channel 23095 (707.5 MHz) | High Channel 23155 (713.5 MHz) | MPR Allowed per 3GPP [dB] | MPR [dB] |
| | | | Conducted Power [dBm] | | | | |
| QPSK | 1 | 0 | 16.73 | 16.91 | 17.02 | 0 | 0 |
| | 1 | 12 | 16.68 | 16.77 | 17.02 | | 0 |
| | 1 | 24 | 16.60 | 16.72 | 17.03 | | 0 |
| | 12 | 0 | 16.84 | 16.90 | 17.01 | 0-1 | 0 |
| | 12 | 6 | 16.90 | 16.93 | 17.03 | | 0 |
| | 12 | 13 | 16.84 | 16.82 | 17.03 | | 0 |
| | 25 | 0 | 16.91 | 16.88 | 17.02 | | 0 |
| 16QAM | 1 | 0 | 17.07 | 17.05 | 17.01 | 0-1 | 0 |
| | 1 | 12 | 17.01 | 17.00 | 17.01 | | 0 |
| | 1 | 24 | 16.92 | 16.94 | 17.02 | | 0 |
| | 12 | 0 | 16.85 | 16.84 | 17.02 | 0-2 | 0 |
| | 12 | 6 | 16.90 | 16.96 | 17.03 | | 0 |
| | 12 | 13 | 16.82 | 16.80 | 17.00 | | 0 |
| | 25 | 0 | 16.91 | 16.91 | 17.03 | | 0 |
| 64QAM | 1 | 0 | 16.97 | 17.43 | 17.03 | 0-2 | 0 |
| | 1 | 12 | 17.08 | 17.45 | 17.03 | | 0 |
| | 1 | 24 | 16.93 | 17.42 | 17.02 | | 0 |
| | 12 | 0 | 16.89 | 17.00 | 17.03 | 0-3 | 0 |
| | 12 | 6 | 16.95 | 17.06 | 17.02 | | 0 |
| | 12 | 13 | 16.84 | 16.98 | 17.02 | | 0 |
| | 25 | 0 | 16.91 | 16.94 | 17.03 | | 0 |
| 256QAM | 1 | 0 | 17.03 | 16.96 | 17.04 | 0-5 | 0 |
| | 1 | 12 | 17.02 | 17.01 | 17.20 | | 0 |
| | 1 | 24 | 16.93 | 16.89 | 16.96 | | 0 |
| | 12 | 0 | 16.90 | 16.98 | 16.94 | | 0 |
| | 12 | 6 | 16.95 | 16.99 | 17.02 | | 0 |
| | 12 | 13 | 16.86 | 16.97 | 16.95 | | 0 |
| | 25 | 0 | 16.90 | 16.93 | 16.93 | | 0 |

## Table I-11
## LTE Band 12 Measured $P_{limit}$ Antenna 3b - 3 MHz Bandwidth

| LTE Band 12 3 MHz Bandwidth | | | | | | | |
|---|---|---|---|---|---|---|---|
| Modulation | RB Size | RB Offset | Low Channel 23025 (700.5 MHz) | Mid Channel 23095 (707.5 MHz) | High Channel 23165 (714.5 MHz) | MPR Allowed per 3GPP [dB] | MPR [dB] |
| | | | Conducted Power [dBm] | | | | |
| QPSK | 1 | 0 | 16.90 | 16.78 | 16.96 | 0 | 0 |
| | 1 | 7 | 16.90 | 16.65 | 17.02 | | 0 |
| | 1 | 14 | 16.90 | 16.70 | 17.01 | | 0 |
| | 8 | 0 | 16.94 | 16.83 | 16.97 | 0-1 | 0 |
| | 8 | 4 | 16.95 | 16.86 | 17.00 | | 0 |
| | 8 | 7 | 16.91 | 16.84 | 17.02 | | 0 |
| | 15 | 0 | 16.96 | 16.90 | 16.99 | | 0 |
| 16QAM | 1 | 0 | 16.94 | 17.01 | 16.96 | 0-1 | 0 |
| | 1 | 7 | 16.90 | 16.99 | 16.99 | | 0 |
| | 1 | 14 | 16.91 | 16.87 | 16.98 | | 0 |
| | 8 | 0 | 16.91 | 16.87 | 16.95 | 0-2 | 0 |
| | 8 | 4 | 16.96 | 16.92 | 16.96 | | 0 |
| | 8 | 7 | 16.91 | 16.88 | 16.97 | | 0 |
| | 15 | 0 | 16.92 | 16.83 | 16.96 | | 0 |
| 64QAM | 1 | 0 | 16.89 | 16.71 | 16.78 | 0-2 | 0 |
| | 1 | 7 | 16.95 | 16.78 | 16.77 | | 0 |
| | 1 | 14 | 16.95 | 16.70 | 16.78 | | 0 |
| | 8 | 0 | 16.91 | 16.91 | 16.78 | 0-3 | 0 |
| | 8 | 4 | 16.90 | 16.93 | 16.79 | | 0 |
| | 8 | 7 | 16.93 | 16.93 | 16.76 | | 0 |
| | 15 | 0 | 16.95 | 17.03 | 16.79 | | 0 |
| 256QAM | 1 | 0 | 16.60 | 16.38 | 17.27 | 0-5 | 0 |
| | 1 | 7 | 16.62 | 16.44 | 17.27 | | 0 |
| | 1 | 14 | 16.53 | 16.38 | 17.22 | | 0 |
| | 8 | 0 | 16.94 | 16.76 | 16.80 | | 0 |
| | 8 | 4 | 16.99 | 16.71 | 16.83 | | 0 |
| | 8 | 7 | 16.98 | 16.81 | 16.83 | | 0 |
| | 15 | 0 | 16.95 | 16.80 | 16.72 | | 0 |


© 2022 PCTEST.

## Table I-12
## LTE Band 12 Measured $P_{limit}$ Antenna 3b - 1.4 MHz Bandwidth

| LTE Band 12 1.4 MHz Bandwidth | | | | | | | |
|---|---|---|---|---|---|---|---|
| Modulation | RB Size | RB Offset | Low Channel 23017 (699.7 MHz) | Mid Channel 23095 (707.5 MHz) | High Channel 23173 (715.3 MHz) | MPR Allowed per 3GPP [dB] | MPR [dB] |
| | | | Conducted Power [dBm] | | | | |
| QPSK | 1 | 0 | 16.83 | 16.65 | 16.69 | 0 | 0 |
| | 1 | 2 | 16.91 | 16.71 | 16.74 | | 0 |
| | 1 | 5 | 16.86 | 16.63 | 16.66 | | 0 |
| | 3 | 0 | 16.80 | 16.87 | 16.64 | | 0 |
| | 3 | 2 | 16.83 | 16.84 | 16.70 | | 0 |
| | 3 | 3 | 16.72 | 16.80 | 16.65 | | 0 |
| | 6 | 0 | 16.82 | 16.83 | 16.72 | 0-1 | 0 |
| 16QAM | 1 | 0 | 16.97 | 16.93 | 16.82 | 0-1 | 0 |
| | 1 | 2 | 16.99 | 16.98 | 16.91 | | 0 |
| | 1 | 5 | 16.95 | 16.94 | 16.83 | | 0 |
| | 3 | 0 | 17.00 | 16.98 | 16.95 | | 0 |
| | 3 | 2 | 17.07 | 17.08 | 17.00 | | 0 |
| | 3 | 3 | 16.98 | 16.97 | 16.92 | | 0 |
| | 6 | 0 | 16.93 | 16.91 | 16.75 | 0-2 | 0 |
| 64QAM | 1 | 0 | 16.97 | 17.11 | 16.55 | 0-2 | 0 |
| | 1 | 2 | 17.08 | 17.25 | 16.70 | | 0 |
| | 1 | 5 | 17.06 | 17.08 | 16.52 | | 0 |
| | 3 | 0 | 17.12 | 17.11 | 16.92 | | 0 |
| | 3 | 2 | 17.05 | 17.12 | 17.07 | | 0 |
| | 3 | 3 | 17.03 | 17.03 | 16.98 | | 0 |
| | 6 | 0 | 16.94 | 16.75 | 17.01 | 0-3 | 0 |
| 256QAM | 1 | 0 | 16.54 | 16.80 | 16.86 | 0-5 | 0 |
| | 1 | 2 | 16.66 | 16.99 | 16.92 | | 0 |
| | 1 | 5 | 16.59 | 16.82 | 16.91 | | 0 |
| | 3 | 0 | 16.88 | 17.03 | 16.80 | | 0 |
| | 3 | 2 | 16.96 | 17.01 | 16.96 | | 0 |
| | 3 | 3 | 16.83 | 16.91 | 16.84 | | 0 |
| | 6 | 0 | 16.94 | 16.94 | 16.71 | | 0 |


© 2022 PCTEST.

## I.1.3 LTE Band 13

**Table I-13**
**LTE Band 13 Measured $P_{limit}$ Antenna 4 - 5 MHz Bandwidth**

| LTE Band 13 5 MHz Bandwidth | | | | | |
|---|---|---|---|---|---|
| Modulation | RB Size | RB Offset | Mid Channel 23230 (782.0 MHz) Conducted Power [dBm] | MPR Allowed per 3GPP [dB] | MPR [dB] |
| QPSK | 1 | 0 | 19.56 | 0 | 0 |
| | 1 | 12 | 19.55 | | 0 |
| | 1 | 24 | 19.47 | | 0 |
| | 12 | 0 | 19.73 | 0-1 | 0 |
| | 12 | 6 | 19.83 | | 0 |
| | 12 | 13 | 19.80 | | 0 |
| | 25 | 0 | 19.83 | | 0 |
| 16QAM | 1 | 0 | 19.88 | 0-1 | 0 |
| | 1 | 12 | 19.90 | | 0 |
| | 1 | 24 | 19.82 | | 0 |
| | 12 | 0 | 19.74 | 0-2 | 0 |
| | 12 | 6 | 19.85 | | 0 |
| | 12 | 13 | 19.81 | | 0 |
| | 25 | 0 | 19.87 | | 0 |
| 64QAM | 1 | 0 | 19.86 | 0-2 | 0 |
| | 1 | 12 | 19.90 | | 0 |
| | 1 | 24 | 19.81 | | 0 |
| | 12 | 0 | 19.86 | 0-3 | 0 |
| | 12 | 6 | 19.91 | | 0 |
| | 12 | 13 | 19.84 | | 0 |
| | 25 | 0 | 19.91 | | 0 |
| 256QAM | 1 | 0 | 19.89 | 0-5 | 0.5 |
| | 1 | 12 | 19.91 | | 0.5 |
| | 1 | 24 | 19.84 | | 0.5 |
| | 12 | 0 | 19.78 | | 0.5 |
| | 12 | 6 | 19.88 | | 0.5 |
| | 12 | 13 | 19.84 | | 0.5 |
| | 25 | 0 | 19.89 | | 0.5 |


© 2022 PCTEST.

## Table I-14
## LTE Band 13 Measured $P_{limit}$ Antenna 3b - 5 MHz Bandwidth

| LTE Band 13 5 MHz Bandwidth | | | | | |
|---|---|---|---|---|---|
| Modulation | RB Size | RB Offset | Mid Channel 23230 (782.0 MHz) Conducted Power [dBm] | MPR Allowed per 3GPP [dB] | MPR [dB] |
| QPSK | 1 | 0 | 16.16 | 0 | 0 |
| | 1 | 12 | 16.15 | | 0 |
| | 1 | 24 | 16.16 | | 0 |
| | 12 | 0 | 16.15 | 0-1 | 0 |
| | 12 | 6 | 16.15 | | 0 |
| | 12 | 13 | 16.16 | | 0 |
| | 25 | 0 | 16.17 | | 0 |
| 16QAM | 1 | 0 | 16.15 | 0-1 | 0 |
| | 1 | 12 | 16.14 | | 0 |
| | 1 | 24 | 16.14 | | 0 |
| | 12 | 0 | 16.15 | 0-2 | 0 |
| | 12 | 6 | 16.14 | | 0 |
| | 12 | 13 | 16.17 | | 0 |
| | 25 | 0 | 16.16 | | 0 |
| 64QAM | 1 | 0 | 16.15 | 0-2 | 0 |
| | 1 | 12 | 16.16 | | 0 |
| | 1 | 24 | 16.14 | | 0 |
| | 12 | 0 | 16.16 | 0-3 | 0 |
| | 12 | 6 | 16.17 | | 0 |
| | 12 | 13 | 16.15 | | 0 |
| | 25 | 0 | 16.17 | | 0 |
| 256QAM | 1 | 0 | 16.25 | 0-5 | 0 |
| | 1 | 12 | 16.22 | | 0 |
| | 1 | 24 | 16.20 | | 0 |
| | 12 | 0 | 16.09 | | 0 |
| | 12 | 6 | 16.18 | | 0 |
| | 12 | 13 | 16.14 | | 0 |
| | 25 | 0 | 16.17 | | 0 |


© 2022 PCTEST.

## I.1.4 LTE Band 14

**Table I-15**
**LTE Band 14 Measured $P_{limit}$ Antenna 4 - 5 MHz Bandwidth**

| LTE Band 14 5 MHz Bandwidth | | | | | |
|---|---|---|---|---|---|
| Modulation | RB Size | RB Offset | Mid Channel 23330 (793.0 MHz) Conducted Power [dBm] | MPR Allowed per 3GPP [dB] | MPR [dB] |
| QPSK | 1 | 0 | 19.36 | 0 | 0 |
| | 1 | 12 | 19.37 | | 0 |
| | 1 | 24 | 19.34 | | 0 |
| | 12 | 0 | 19.42 | 0-1 | 0 |
| | 12 | 6 | 19.55 | | 0 |
| | 12 | 13 | 19.49 | | 0 |
| | 25 | 0 | 19.44 | | 0 |
| 16QAM | 1 | 0 | 19.69 | 0-1 | 0 |
| | 1 | 12 | 19.79 | | 0 |
| | 1 | 24 | 19.69 | | 0 |
| | 12 | 0 | 19.43 | 0-2 | 0 |
| | 12 | 6 | 19.62 | | 0 |
| | 12 | 13 | 19.50 | | 0 |
| | 25 | 0 | 19.48 | | 0 |
| 64QAM | 1 | 0 | 19.57 | 0-2 | 0 |
| | 1 | 12 | 19.67 | | 0 |
| | 1 | 24 | 19.65 | | 0 |
| | 12 | 0 | 19.44 | 0-3 | 0 |
| | 12 | 6 | 19.54 | | 0 |
| | 12 | 13 | 19.47 | | 0 |
| | 25 | 0 | 19.43 | | 0 |
| 256QAM | 1 | 0 | 19.72 | 0-5 | 0.5 |
| | 1 | 12 | 19.68 | | 0.5 |
| | 1 | 24 | 19.65 | | 0.5 |
| | 12 | 0 | 19.57 | | 0.5 |
| | 12 | 6 | 19.71 | | 0.5 |
| | 12 | 13 | 19.62 | | 0.5 |
| | 25 | 0 | 19.47 | | 0.5 |


© 2022 PCTEST.

## Table I-16
## LTE Band 14 Measured $P_{limit}$ Antenna 3b - 5 MHz Bandwidth

| LTE Band 14<br>5 MHz Bandwidth | | | | | |
|---|---|---|---|---|---|
| Modulation | RB Size | RB Offset | Mid Channel<br>23330<br>(793.0 MHz)<br>Conducted Power [dBm] | MPR Allowed per 3GPP [dB] | MPR [dB] |
| QPSK | 1 | 0 | 15.83 | 0 | 0 |
| | 1 | 12 | 15.90 | | 0 |
| | 1 | 24 | 15.81 | | 0 |
| | 12 | 0 | 15.97 | 0-1 | 0 |
| | 12 | 6 | 16.12 | | 0 |
| | 12 | 13 | 16.02 | | 0 |
| | 25 | 0 | 16.05 | | 0 |
| 16QAM | 1 | 0 | 16.15 | 0-1 | 0 |
| | 1 | 12 | 16.21 | | 0 |
| | 1 | 24 | 16.11 | | 0 |
| | 12 | 0 | 16.00 | 0-2 | 0 |
| | 12 | 6 | 16.10 | | 0 |
| | 12 | 13 | 16.02 | | 0 |
| | 25 | 0 | 16.08 | | 0 |
| 64QAM | 1 | 0 | 16.10 | 0-2 | 0 |
| | 1 | 12 | 16.23 | | 0 |
| | 1 | 24 | 16.13 | | 0 |
| | 12 | 0 | 16.02 | 0-3 | 0 |
| | 12 | 6 | 16.12 | | 0 |
| | 12 | 13 | 16.06 | | 0 |
| | 25 | 0 | 16.09 | | 0 |
| 256QAM | 1 | 0 | 15.86 | 0-5 | 0 |
| | 1 | 12 | 15.93 | | 0 |
| | 1 | 24 | 15.95 | | 0 |
| | 12 | 0 | 15.99 | | 0 |
| | 12 | 6 | 16.11 | | 0 |
| | 12 | 13 | 16.02 | | 0 |
| | 25 | 0 | 16.05 | | 0 |


© 2022 PCTEST.

## I.1.5 LTE Band 26

**Table I-17**
**LTE Band 26 Measured $P_{limit}$ Antenna 4 - 5 MHz Bandwidth**

| LTE Band 26 (Cell) 5 MHz Bandwidth | | | | | | | |
|---|---|---|---|---|---|---|---|
| Modulation | RB Size | RB Offset | Low Channel 26715 (816.5 MHz) | Mid Channel 26865 (831.5 MHz) | High Channel 27015 (846.5 MHz) | MPR Allowed per 3GPP [dB] | MPR [dB] |
| | | | Conducted Power [dBm] | | | | |
| QPSK | 1 | 0 | 19.94 | 20.28 | 19.80 | 0 | 0 |
| | 1 | 12 | 19.97 | 20.29 | 19.82 | | 0 |
| | 1 | 24 | 19.96 | 20.27 | 19.82 | | 0 |
| | 12 | 0 | 19.94 | 20.28 | 19.83 | 0-1 | 0 |
| | 12 | 6 | 19.96 | 20.28 | 19.82 | | 0 |
| | 12 | 13 | 20.00 | 20.30 | 19.80 | | 0 |
| | 25 | 0 | 19.95 | 20.26 | 19.80 | | 0 |
| 16QAM | 1 | 0 | 19.94 | 20.28 | 19.83 | 0-1 | 0 |
| | 1 | 12 | 19.96 | 20.30 | 19.83 | | 0 |
| | 1 | 24 | 19.98 | 20.30 | 19.81 | | 0 |
| | 12 | 0 | 19.97 | 20.30 | 19.80 | 0-2 | 0 |
| | 12 | 6 | 20.01 | 20.25 | 19.80 | | 0 |
| | 12 | 13 | 19.99 | 20.20 | 19.82 | | 0 |
| | 25 | 0 | 19.97 | 20.18 | 19.82 | | 0 |
| 64QAM | 1 | 0 | 19.97 | 20.21 | 19.83 | 0-2 | 0 |
| | 1 | 12 | 19.95 | 20.26 | 19.83 | | 0 |
| | 1 | 24 | 19.97 | 20.27 | 19.83 | | 0 |
| | 12 | 0 | 19.97 | 20.29 | 19.84 | 0-3 | 0 |
| | 12 | 6 | 19.94 | 20.23 | 19.85 | | 0 |
| | 12 | 13 | 19.96 | 20.21 | 19.84 | | 0 |
| | 25 | 0 | 19.95 | 20.26 | 19.81 | | 0 |
| 256QAM | 1 | 0 | 19.99 | 20.15 | 20.00 | 0-5 | 0 |
| | 1 | 12 | 20.05 | 20.19 | 20.03 | | 0 |
| | 1 | 24 | 20.04 | 20.07 | 19.90 | | 0 |
| | 12 | 0 | 20.03 | 20.03 | 19.86 | | 0 |
| | 12 | 6 | 20.05 | 20.11 | 19.94 | | 0 |
| | 12 | 13 | 20.01 | 19.96 | 19.77 | | 0 |
| | 25 | 0 | 19.97 | 19.99 | 19.80 | | 0 |


© 2022 PCTEST.

## Table I-18
## LTE Band 26 Measured $P_{limit}$ Antenna 4 - 3 MHz Bandwidth

| LTE Band 26 (Cell) 3 MHz Bandwidth | | | | | | | |
|---|---|---|---|---|---|---|---|
| Modulation | RB Size | RB Offset | Low Channel 26705 (815.5 MHz) | Mid Channel 26865 (831.5 MHz) | High Channel 27025 (847.5 MHz) | MPR Allowed per 3GPP [dB] | MPR [dB] |
| | | | Conducted Power [dBm] | | | | |
| QPSK | 1 | 0 | 19.81 | 19.86 | 19.93 | 0 | 0 |
| | 1 | 7 | 19.74 | 19.88 | 19.97 | | 0 |
| | 1 | 14 | 19.71 | 19.86 | 20.01 | | 0 |
| | 8 | 0 | 19.85 | 19.84 | 19.94 | 0-1 | 0 |
| | 8 | 4 | 19.96 | 19.85 | 19.98 | | 0 |
| | 8 | 7 | 19.88 | 19.82 | 19.97 | | 0 |
| | 15 | 0 | 19.98 | 19.86 | 19.99 | | 0 |
| 16QAM | 1 | 0 | 20.19 | 19.84 | 19.98 | 0-1 | 0 |
| | 1 | 7 | 20.18 | 19.85 | 19.96 | | 0 |
| | 1 | 14 | 20.06 | 19.82 | 20.00 | | 0 |
| | 8 | 0 | 20.04 | 19.85 | 19.96 | 0-2 | 0 |
| | 8 | 4 | 20.02 | 19.85 | 19.99 | | 0 |
| | 8 | 7 | 19.97 | 19.83 | 19.97 | | 0 |
| | 15 | 0 | 20.01 | 19.82 | 19.97 | | 0 |
| 64QAM | 1 | 0 | 20.08 | 19.84 | 19.96 | 0-2 | 0 |
| | 1 | 7 | 20.17 | 19.84 | 19.99 | | 0 |
| | 1 | 14 | 19.98 | 19.79 | 19.96 | | 0 |
| | 8 | 0 | 19.91 | 19.88 | 19.96 | 0-3 | 0 |
| | 8 | 4 | 19.96 | 19.87 | 19.99 | | 0 |
| | 8 | 7 | 19.93 | 19.83 | 19.97 | | 0 |
| | 15 | 0 | 20.02 | 19.84 | 19.96 | | 0 |
| 256QAM | 1 | 0 | 20.30 | 19.59 | 20.00 | 0-5 | 0 |
| | 1 | 7 | 20.30 | 19.72 | 19.87 | | 0 |
| | 1 | 14 | 20.29 | 19.60 | 19.83 | | 0 |
| | 8 | 0 | 20.02 | 20.05 | 19.83 | | 0 |
| | 8 | 4 | 20.04 | 20.07 | 19.80 | | 0 |
| | 8 | 7 | 20.03 | 20.05 | 19.78 | | 0 |
| | 15 | 0 | 19.88 | 20.03 | 19.94 | | 0 |


© 2022 PCTEST.

## Table I-19
## LTE Band 26 Measured $P_{limit}$ Antenna 4 - 1.4 MHz Bandwidth

| LTE Band 26 (Cell) 1.4 MHz Bandwidth | | | | | | | |
|---|---|---|---|---|---|---|---|
| Modulation | RB Size | RB Offset | Low Channel 26697 (814.7 MHz) | Mid Channel 26865 (831.5 MHz) | High Channel 27033 (848.3 MHz) | MPR Allowed per 3GPP [dB] | MPR [dB] |
| | | | Conducted Power [dBm] | | | | |
| QPSK | 1 | 0 | 19.80 | 20.26 | 19.81 | 0 | 0 |
| | 1 | 2 | 19.81 | 20.27 | 19.81 | | 0 |
| | 1 | 5 | 19.75 | 20.25 | 19.80 | | 0 |
| | 3 | 0 | 19.65 | 20.27 | 19.80 | | 0 |
| | 3 | 2 | 19.78 | 20.25 | 19.80 | | 0 |
| | 3 | 3 | 19.72 | 20.26 | 19.79 | | 0 |
| | 6 | 0 | 19.87 | 20.25 | 19.80 | 0-1 | 0 |
| 16QAM | 1 | 0 | 19.95 | 20.26 | 19.79 | 0-1 | 0 |
| | 1 | 2 | 20.02 | 20.25 | 19.79 | | 0 |
| | 1 | 5 | 19.87 | 20.26 | 19.79 | | 0 |
| | 3 | 0 | 20.04 | 20.25 | 19.79 | | 0 |
| | 3 | 2 | 20.09 | 20.27 | 19.79 | | 0 |
| | 3 | 3 | 20.00 | 20.26 | 19.79 | | 0 |
| | 6 | 0 | 19.87 | 20.25 | 19.79 | 0-2 | 0 |
| 64QAM | 1 | 0 | 19.67 | 20.26 | 19.78 | 0-2 | 0 |
| | 1 | 2 | 19.73 | 20.28 | 19.79 | | 0 |
| | 1 | 5 | 19.53 | 20.27 | 19.78 | | 0 |
| | 3 | 0 | 20.05 | 20.27 | 19.79 | | 0 |
| | 3 | 2 | 20.10 | 20.28 | 19.78 | | 0 |
| | 3 | 3 | 20.03 | 20.29 | 19.79 | | 0 |
| | 6 | 0 | 19.92 | 20.29 | 19.79 | 0-3 | 0 |
| 256QAM | 1 | 0 | 19.92 | 19.59 | 19.84 | 0-5 | 0 |
| | 1 | 2 | 19.98 | 19.70 | 19.89 | | 0 |
| | 1 | 5 | 19.93 | 19.63 | 19.84 | | 0 |
| | 3 | 0 | 19.92 | 19.93 | 19.85 | | 0 |
| | 3 | 2 | 20.02 | 20.00 | 19.93 | | 0 |
| | 3 | 3 | 19.86 | 19.93 | 19.75 | | 0 |
| | 6 | 0 | 19.77 | 19.99 | 19.69 | | 0 |


© 2022 PCTEST.

## Table I-20
## LTE Band 26 Measured $P_{limit}$ Antenna 3b - 5 MHz Bandwidth

| LTE Band 26 (Cell) 5 MHz Bandwidth | | | | | | | |
|---|---|---|---|---|---|---|---|
| Modulation | RB Size | RB Offset | Low Channel 26715 (816.5 MHz) | Mid Channel 26865 (831.5 MHz) | High Channel 27015 (846.5 MHz) | MPR Allowed per 3GPP [dB] | MPR [dB] |
| | | | Conducted Power [dBm] | | | | |
| QPSK | 1 | 0 | 16.02 | 15.90 | 15.76 | 0 | 0 |
| | 1 | 12 | 15.94 | 16.00 | 15.73 | | 0 |
| | 1 | 24 | 15.90 | 15.89 | 15.70 | | 0 |
| | 12 | 0 | 15.99 | 15.90 | 15.84 | 0-1 | 0 |
| | 12 | 6 | 16.07 | 16.02 | 15.97 | | 0 |
| | 12 | 13 | 15.98 | 15.90 | 15.81 | | 0 |
| | 25 | 0 | 16.02 | 15.93 | 15.88 | | 0 |
| 16QAM | 1 | 0 | 16.12 | 16.28 | 16.10 | 0-1 | 0 |
| | 1 | 12 | 16.10 | 16.36 | 16.18 | | 0 |
| | 1 | 24 | 15.98 | 16.22 | 16.03 | | 0 |
| | 12 | 0 | 15.97 | 16.15 | 15.90 | 0-2 | 0 |
| | 12 | 6 | 16.04 | 16.20 | 15.97 | | 0 |
| | 12 | 13 | 15.93 | 16.11 | 15.89 | | 0 |
| | 25 | 0 | 15.98 | 15.89 | 15.85 | | 0 |
| 64QAM | 1 | 0 | 16.48 | 15.64 | 15.98 | 0-2 | 0 |
| | 1 | 12 | 16.49 | 15.68 | 16.03 | | 0 |
| | 1 | 24 | 16.42 | 15.63 | 15.97 | | 0 |
| | 12 | 0 | 16.09 | 16.03 | 15.91 | 0-3 | 0 |
| | 12 | 6 | 16.16 | 16.11 | 16.02 | | 0 |
| | 12 | 13 | 16.03 | 15.97 | 15.88 | | 0 |
| | 25 | 0 | 16.01 | 16.02 | 15.91 | | 0 |
| 256QAM | 1 | 0 | 16.01 | 16.17 | 16.09 | 0-5 | 0 |
| | 1 | 12 | 16.13 | 16.35 | 16.05 | | 0 |
| | 1 | 24 | 16.02 | 16.07 | 15.95 | | 0 |
| | 12 | 0 | 16.06 | 15.97 | 15.97 | | 0 |
| | 12 | 6 | 16.13 | 16.05 | 16.02 | | 0 |
| | 12 | 13 | 16.00 | 15.99 | 15.89 | | 0 |
| | 25 | 0 | 15.97 | 16.02 | 15.88 | | 0 |


© 2022 PCTEST.

## Table I-21
## LTE Band 26 Measured $P_{limit}$ Antenna 3b - 3 MHz Bandwidth

| LTE Band 26 (Cell) 3 MHz Bandwidth | | | | | | | |
|---|---|---|---|---|---|---|---|
| Modulation | RB Size | RB Offset | Low Channel 26705 (815.5 MHz) | Mid Channel 26865 (831.5 MHz) | High Channel 27025 (847.5 MHz) | MPR Allowed per 3GPP [dB] | MPR [dB] |
| | | | Conducted Power [dBm] | | | | |
| QPSK | 1 | 0 | 15.86 | 15.87 | 15.86 | 0 | 0 |
| | 1 | 7 | 15.85 | 15.81 | 15.72 | | 0 |
| | 1 | 14 | 15.74 | 15.85 | 15.79 | | 0 |
| | 8 | 0 | 15.96 | 15.89 | 15.94 | 0-1 | 0 |
| | 8 | 4 | 15.98 | 15.92 | 15.91 | | 0 |
| | 8 | 7 | 15.95 | 15.90 | 15.84 | | 0 |
| | 15 | 0 | 16.00 | 15.96 | 15.91 | | 0 |
| 16QAM | 1 | 0 | 16.20 | 16.05 | 16.50 | 0-1 | 0 |
| | 1 | 7 | 16.23 | 15.99 | 16.49 | | 0 |
| | 1 | 14 | 16.08 | 16.01 | 16.37 | | 0 |
| | 8 | 0 | 15.97 | 15.91 | 16.05 | 0-2 | 0 |
| | 8 | 4 | 16.05 | 15.98 | 16.01 | | 0 |
| | 8 | 7 | 15.96 | 15.94 | 15.97 | | 0 |
| | 15 | 0 | 16.06 | 15.91 | 16.01 | | 0 |
| 64QAM | 1 | 0 | 16.15 | 15.71 | 15.90 | 0-2 | 0 |
| | 1 | 7 | 16.23 | 15.90 | 15.79 | | 0 |
| | 1 | 14 | 16.04 | 15.76 | 15.79 | | 0 |
| | 8 | 0 | 15.98 | 15.96 | 15.99 | 0-3 | 0 |
| | 8 | 4 | 16.02 | 15.97 | 16.04 | | 0 |
| | 8 | 7 | 15.99 | 16.00 | 15.93 | | 0 |
| | 15 | 0 | 16.06 | 16.05 | 15.94 | | 0 |
| 256QAM | 1 | 0 | 15.61 | 15.99 | 16.46 | 0-5 | 0 |
| | 1 | 7 | 15.76 | 15.94 | 16.50 | | 0 |
| | 1 | 14 | 15.57 | 15.92 | 16.37 | | 0 |
| | 8 | 0 | 16.02 | 15.85 | 16.09 | | 0 |
| | 8 | 4 | 16.09 | 15.86 | 16.04 | | 0 |
| | 8 | 7 | 16.07 | 15.89 | 16.01 | | 0 |
| | 15 | 0 | 16.02 | 15.99 | 15.97 | | 0 |


© 2022 PCTEST.

## Table I-22
## LTE Band 26 Measured $P_{limit}$ Antenna 3b - 1.4 MHz Bandwidth

| LTE Band 26 (Cell) 1.4 MHz Bandwidth | | | | | | | |
|---|---|---|---|---|---|---|---|
| Modulation | RB Size | RB Offset | Low Channel 26697 (814.7 MHz) | Mid Channel 26865 (831.5 MHz) | High Channel 27033 (848.3 MHz) | MPR Allowed per 3GPP [dB] | MPR [dB] |
| | | | Conducted Power [dBm] | | | | |
| QPSK | 1 | 0 | 15.97 | 15.72 | 15.77 | 0 | 0 |
| | 1 | 2 | 16.09 | 15.80 | 15.78 | | 0 |
| | 1 | 5 | 15.95 | 15.69 | 15.70 | | 0 |
| | 3 | 0 | 15.86 | 15.94 | 15.67 | | 0 |
| | 3 | 2 | 15.93 | 15.88 | 15.74 | | 0 |
| | 3 | 3 | 15.79 | 15.89 | 15.67 | | 0 |
| | 6 | 0 | 15.90 | 15.90 | 15.83 | 0-1 | 0 |
| 16QAM | 1 | 0 | 16.05 | 16.07 | 15.93 | 0-1 | 0 |
| | 1 | 2 | 16.11 | 16.15 | 15.94 | | 0 |
| | 1 | 5 | 16.07 | 16.07 | 15.83 | | 0 |
| | 3 | 0 | 16.10 | 15.91 | 15.98 | | 0 |
| | 3 | 2 | 16.12 | 15.92 | 16.04 | | 0 |
| | 3 | 3 | 16.05 | 15.87 | 15.98 | | 0 |
| | 6 | 0 | 15.97 | 15.89 | 15.83 | 0-2 | 0 |
| 64QAM | 1 | 0 | 16.18 | 16.14 | 15.64 | 0-2 | 0 |
| | 1 | 2 | 16.38 | 16.32 | 15.68 | | 0 |
| | 1 | 5 | 16.22 | 16.22 | 15.51 | | 0 |
| | 3 | 0 | 16.17 | 16.17 | 16.04 | | 0 |
| | 3 | 2 | 16.22 | 16.26 | 16.06 | | 0 |
| | 3 | 3 | 16.14 | 16.12 | 15.96 | | 0 |
| | 6 | 0 | 15.82 | 15.94 | 15.88 | 0-3 | 0 |
| 256QAM | 1 | 0 | 15.84 | 15.62 | 15.97 | 0-5 | 0 |
| | 1 | 2 | 16.01 | 15.75 | 15.93 | | 0 |
| | 1 | 5 | 15.89 | 15.60 | 15.95 | | 0 |
| | 3 | 0 | 16.03 | 15.94 | 15.87 | | 0 |
| | 3 | 2 | 16.07 | 15.99 | 15.96 | | 0 |
| | 3 | 3 | 15.96 | 15.85 | 15.97 | | 0 |
| | 6 | 0 | 16.00 | 15.97 | 15.78 | | 0 |

## I.1.6 LTE Band 5

## Table I-23
## LTE Band 5 Measured $P_{limit}$ Antenna 4 - 5 MHz Bandwidth

| LTE Band 5 (Cell) 5 MHz Bandwidth | | | | | | | |
|---|---|---|---|---|---|---|---|
| Modulation | RB Size | RB Offset | Low Channel 20425 (826.5 MHz) | Mid Channel 20525 (836.5 MHz) | High Channel 20625 (846.5 MHz) | MPR Allowed per 3GPP [dB] | MPR [dB] |
| | | | Conducted Power [dBm] | | | | |
| QPSK | 1 | 0 | 19.18 | 19.20 | 19.31 | 0 | 0 |
| | 1 | 12 | 19.27 | 19.16 | 19.24 | | 0 |
| | 1 | 24 | 18.99 | 18.99 | 19.12 | | 0 |
| | 12 | 0 | 19.25 | 19.17 | 19.21 | 0-1 | 0 |
| | 12 | 6 | 19.32 | 19.27 | 19.19 | | 0 |
| | 12 | 13 | 19.25 | 19.22 | 19.23 | | 0 |
| | 25 | 0 | 19.31 | 19.27 | 19.16 | | 0 |
| 16QAM | 1 | 0 | 19.53 | 19.19 | 19.69 | 0-1 | 0 |
| | 1 | 12 | 19.48 | 19.21 | 19.73 | | 0 |
| | 1 | 24 | 19.44 | 19.10 | 19.62 | | 0 |
| | 12 | 0 | 19.39 | 19.32 | 19.28 | 0-2 | 0 |
| | 12 | 6 | 19.53 | 19.37 | 19.33 | | 0 |
| | 12 | 13 | 19.39 | 19.31 | 19.30 | | 0 |
| | 25 | 0 | 19.20 | 19.37 | 19.19 | | 0 |
| 64QAM | 1 | 0 | 19.60 | 19.48 | 19.50 | 0-2 | 0 |
| | 1 | 12 | 19.62 | 19.67 | 19.46 | | 0 |
| | 1 | 24 | 19.73 | 19.46 | 19.53 | | 0 |
| | 12 | 0 | 19.39 | 19.32 | 19.26 | 0-3 | 0 |
| | 12 | 6 | 19.45 | 19.42 | 19.28 | | 0 |
| | 12 | 13 | 19.33 | 19.33 | 19.23 | | 0 |
| | 25 | 0 | 19.18 | 19.22 | 19.18 | | 0 |
| 256QAM | 1 | 0 | 19.50 | 19.58 | 19.30 | 0-5 | 0 |
| | 1 | 12 | 19.58 | 19.54 | 19.36 | | 0 |
| | 1 | 24 | 19.66 | 19.54 | 19.35 | | 0 |
| | 12 | 0 | 19.23 | 19.26 | 19.25 | | 0 |
| | 12 | 6 | 19.33 | 19.29 | 19.25 | | 0 |
| | 12 | 13 | 19.21 | 19.17 | 19.24 | | 0 |
| | 25 | 0 | 19.30 | 19.28 | 19.25 | | 0 |


© 2022 PCTEST.

## Table I-24
## LTE Band 5 Measured $P_{limit}$ Antenna 4 - 3 MHz Bandwidth

| LTE Band 5 (Cell) 3 MHz Bandwidth | | | | | | | |
|---|---|---|---|---|---|---|---|
| Modulation | RB Size | RB Offset | Low Channel 20415 (825.5 MHz) | Mid Channel 20525 (836.5 MHz) | High Channel 20635 (847.5 MHz) | MPR Allowed per 3GPP [dB] | MPR [dB] |
| | | | Conducted Power [dBm] | | | | |
| QPSK | 1 | 0 | 19.32 | 19.09 | 19.02 | 0 | 0 |
| | 1 | 7 | 19.27 | 18.97 | 18.91 | | 0 |
| | 1 | 14 | 19.26 | 19.03 | 18.93 | | 0 |
| | 8 | 0 | 19.36 | 19.33 | 19.11 | 0-1 | 0 |
| | 8 | 4 | 19.34 | 19.25 | 19.28 | | 0 |
| | 8 | 7 | 19.27 | 19.23 | 19.20 | | 0 |
| | 15 | 0 | 19.31 | 19.26 | 19.23 | | 0 |
| 16QAM | 1 | 0 | 19.59 | 19.12 | 19.39 | 0-1 | 0 |
| | 1 | 7 | 19.66 | 19.17 | 19.43 | | 0 |
| | 1 | 14 | 19.47 | 19.07 | 19.26 | | 0 |
| | 8 | 0 | 19.29 | 19.37 | 19.26 | 0-2 | 0 |
| | 8 | 4 | 19.20 | 19.32 | 19.35 | | 0 |
| | 8 | 7 | 19.19 | 19.27 | 19.33 | | 0 |
| | 15 | 0 | 19.41 | 19.28 | 19.28 | | 0 |
| 64QAM | 1 | 0 | 19.48 | 19.55 | 19.14 | 0-2 | 0 |
| | 1 | 7 | 19.51 | 19.67 | 19.15 | | 0 |
| | 1 | 14 | 19.41 | 19.59 | 19.07 | | 0 |
| | 8 | 0 | 19.51 | 19.37 | 19.18 | 0-3 | 0 |
| | 8 | 4 | 19.48 | 19.27 | 19.27 | | 0 |
| | 8 | 7 | 19.43 | 19.29 | 19.12 | | 0 |
| | 15 | 0 | 19.39 | 19.21 | 19.26 | | 0 |
| 256QAM | 1 | 0 | 19.62 | 19.25 | 19.25 | 0-5 | 0 |
| | 1 | 7 | 19.67 | 19.32 | 19.21 | | 0 |
| | 1 | 14 | 19.61 | 19.25 | 19.23 | | 0 |
| | 8 | 0 | 19.33 | 19.39 | 19.34 | | 0 |
| | 8 | 4 | 19.27 | 19.35 | 19.35 | | 0 |
| | 8 | 7 | 19.25 | 19.38 | 19.26 | | 0 |
| | 15 | 0 | 19.29 | 19.23 | 19.34 | | 0 |

## Table I-25
## LTE Band 5 Measured $P_{limit}$ Antenna 4 - 1.4 MHz Bandwidth

| LTE Band 5 (Cell) 1.4 MHz Bandwidth | | | | | | | |
|---|---|---|---|---|---|---|---|
| Modulation | RB Size | RB Offset | Low Channel 20407 (824.7 MHz) | Mid Channel 20525 (836.5 MHz) | High Channel 20643 (848.3 MHz) | MPR Allowed per 3GPP [dB] | MPR [dB] |
| | | | Conducted Power [dBm] | | | | |
| QPSK | 1 | 0 | 19.20 | 19.08 | 19.17 | 0 | 0 |
| | 1 | 2 | 19.21 | 18.98 | 19.31 | | 0 |
| | 1 | 5 | 19.13 | 18.95 | 19.11 | | 0 |
| | 3 | 0 | 19.29 | 18.98 | 19.00 | | 0 |
| | 3 | 2 | 19.18 | 19.14 | 19.12 | | 0 |
| | 3 | 3 | 19.18 | 19.09 | 19.09 | | 0 |
| | 6 | 0 | 19.23 | 19.16 | 19.15 | 0-1 | 0 |
| 16QAM | 1 | 0 | 19.47 | 18.96 | 19.52 | 0-1 | 0 |
| | 1 | 2 | 19.62 | 19.08 | 19.58 | | 0 |
| | 1 | 5 | 19.50 | 18.93 | 19.50 | | 0 |
| | 3 | 0 | 19.51 | 19.28 | 19.33 | | 0 |
| | 3 | 2 | 19.59 | 19.27 | 19.37 | | 0 |
| | 3 | 3 | 19.50 | 19.19 | 19.26 | | 0 |
| | 6 | 0 | 19.26 | 19.39 | 19.12 | 0-2 | 0 |
| 64QAM | 1 | 0 | 19.55 | 19.42 | 19.57 | 0-2 | 0 |
| | 1 | 2 | 19.63 | 19.56 | 19.68 | | 0 |
| | 1 | 5 | 19.63 | 19.41 | 19.59 | | 0 |
| | 3 | 0 | 19.32 | 19.23 | 19.39 | | 0 |
| | 3 | 2 | 19.36 | 19.31 | 19.37 | | 0 |
| | 3 | 3 | 19.27 | 19.16 | 19.37 | | 0 |
| | 6 | 0 | 19.10 | 19.03 | 19.21 | 0-3 | 0 |
| 256QAM | 1 | 0 | 19.62 | 19.20 | 19.36 | 0-5 | 0 |
| | 1 | 2 | 19.71 | 19.36 | 19.59 | | 0 |
| | 1 | 5 | 19.57 | 19.27 | 19.42 | | 0 |
| | 3 | 0 | 19.14 | 19.16 | 19.26 | | 0 |
| | 3 | 2 | 19.19 | 19.07 | 19.30 | | 0 |
| | 3 | 3 | 19.08 | 19.06 | 19.20 | | 0 |
| | 6 | 0 | 19.50 | 19.12 | 19.25 | | 0 |


© 2022 PCTEST.

## Table I-26
## LTE Band 5 Measured $P_{limit}$ Antenna 3b - 5 MHz Bandwidth

| LTE Band 5 (Cell) 5 MHz Bandwidth | | | | | | | |
|---|---|---|---|---|---|---|---|
| Modulation | RB Size | RB Offset | Low Channel 20425 (826.5 MHz) | Mid Channel 20525 (836.5 MHz) | High Channel 20625 (846.5 MHz) | MPR Allowed per 3GPP [dB] | MPR [dB] |
| | | | Conducted Power [dBm] | | | | |
| QPSK | 1 | 0 | 16.07 | 16.36 | 16.17 | 0 | 0 |
| | 1 | 12 | 16.01 | 16.35 | 16.17 | | 0 |
| | 1 | 24 | 15.98 | 16.35 | 16.18 | | 0 |
| | 12 | 0 | 16.04 | 16.34 | 16.18 | 0-1 | 0 |
| | 12 | 6 | 16.14 | 16.34 | 16.18 | | 0 |
| | 12 | 13 | 16.01 | 16.35 | 16.18 | | 0 |
| | 25 | 0 | 16.09 | 16.36 | 16.18 | | 0 |
| 16QAM | 1 | 0 | 16.48 | 16.35 | 16.18 | 0-1 | 0 |
| | 1 | 12 | 16.46 | 16.35 | 16.18 | | 0 |
| | 1 | 24 | 16.32 | 16.35 | 16.18 | | 0 |
| | 12 | 0 | 16.24 | 16.35 | 16.19 | 0-2 | 0 |
| | 12 | 6 | 16.28 | 16.36 | 16.18 | | 0 |
| | 12 | 13 | 16.23 | 16.35 | 16.18 | | 0 |
| | 25 | 0 | 16.04 | 16.36 | 16.18 | | 0 |
| 64QAM | 1 | 0 | 15.82 | 16.36 | 16.18 | 0-2 | 0 |
| | 1 | 12 | 15.85 | 16.35 | 16.18 | | 0 |
| | 1 | 24 | 15.73 | 16.35 | 16.17 | | 0 |
| | 12 | 0 | 16.16 | 16.35 | 16.18 | 0-3 | 0 |
| | 12 | 6 | 16.21 | 16.36 | 16.18 | | 0 |
| | 12 | 13 | 16.11 | 16.35 | 16.18 | | 0 |
| | 25 | 0 | 16.13 | 16.36 | 16.18 | | 0 |
| 256QAM | 1 | 0 | 16.26 | 16.20 | 16.22 | 0-5 | 0 |
| | 1 | 12 | 16.48 | 16.23 | 16.22 | | 0 |
| | 1 | 24 | 16.17 | 16.15 | 16.13 | | 0 |
| | 12 | 0 | 16.11 | 16.17 | 16.04 | | 0 |
| | 12 | 6 | 16.22 | 16.24 | 16.11 | | 0 |
| | 12 | 13 | 16.08 | 16.14 | 15.99 | | 0 |
| | 25 | 0 | 16.13 | 16.08 | 16.09 | | 0 |

## Table I-27
## LTE Band 5 Measured $P_{limit}$ Antenna 3b - 3 MHz Bandwidth

| LTE Band 5 (Cell) 3 MHz Bandwidth | | | | | | | |
|---|---|---|---|---|---|---|---|
| Modulation | RB Size | RB Offset | Low Channel 20415 (825.5 MHz) | Mid Channel 20525 (836.5 MHz) | High Channel 20635 (847.5 MHz) | MPR Allowed per 3GPP [dB] | MPR [dB] |
| | | | Conducted Power [dBm] | | | | |
| QPSK | 1 | 0 | 15.97 | 16.29 | 16.06 | 0 | 0 |
| | 1 | 7 | 15.88 | 16.30 | 16.07 | | 0 |
| | 1 | 14 | 15.93 | 16.30 | 16.07 | | 0 |
| | 8 | 0 | 15.98 | 16.31 | 16.07 | 0-1 | 0 |
| | 8 | 4 | 16.02 | 16.31 | 16.07 | | 0 |
| | 8 | 7 | 16.01 | 16.28 | 16.08 | | 0 |
| | 15 | 0 | 16.07 | 16.31 | 16.06 | | 0 |
| 16QAM | 1 | 0 | 16.15 | 16.31 | 16.06 | 0-1 | 0 |
| | 1 | 7 | 16.17 | 16.28 | 16.07 | | 0 |
| | 1 | 14 | 16.03 | 16.29 | 16.05 | | 0 |
| | 8 | 0 | 15.99 | 16.31 | 16.06 | 0-2 | 0 |
| | 8 | 4 | 16.07 | 16.31 | 16.05 | | 0 |
| | 8 | 7 | 16.02 | 16.31 | 16.06 | | 0 |
| | 15 | 0 | 16.03 | 16.31 | 16.08 | | 0 |
| 64QAM | 1 | 0 | 15.84 | 16.29 | 16.07 | 0-2 | 0 |
| | 1 | 7 | 16.04 | 16.31 | 16.07 | | 0 |
| | 1 | 14 | 15.88 | 16.31 | 16.07 | | 0 |
| | 8 | 0 | 16.06 | 16.31 | 16.05 | 0-3 | 0 |
| | 8 | 4 | 16.08 | 16.31 | 16.08 | | 0 |
| | 8 | 7 | 16.09 | 16.29 | 16.08 | | 0 |
| | 15 | 0 | 16.21 | 16.31 | 16.08 | | 0 |
| 256QAM | 1 | 0 | 16.14 | 15.74 | 16.52 | 0-5 | 0 |
| | 1 | 7 | 16.10 | 15.77 | 16.50 | | 0 |
| | 1 | 14 | 16.07 | 15.73 | 16.52 | | 0 |
| | 8 | 0 | 15.98 | 16.13 | 16.07 | | 0 |
| | 8 | 4 | 15.96 | 16.14 | 16.02 | | 0 |
| | 8 | 7 | 15.99 | 16.13 | 16.11 | | 0 |
| | 15 | 0 | 16.15 | 16.16 | 16.01 | | 0 |


© 2022 PCTEST.

## Table I-28
## LTE Band 5 Measured $P_{limit}$ Antenna 3b - 1.4 MHz Bandwidth

| LTE Band 5 (Cell) 1.4 MHz Bandwidth | | | | | | | |
|---|---|---|---|---|---|---|---|
| Modulation | RB Size | RB Offset | Low Channel 20407 (824.7 MHz) | Mid Channel 20525 (836.5 MHz) | High Channel 20643 (848.3 MHz) | MPR Allowed per 3GPP [dB] | MPR [dB] |
| | | | Conducted Power [dBm] | | | | |
| QPSK | 1 | 0 | 15.89 | 16.18 | 16.36 | 0 | 0 |
| | 1 | 2 | 15.92 | 16.18 | 16.35 | | 0 |
| | 1 | 5 | 15.86 | 16.19 | 16.36 | | 0 |
| | 3 | 0 | 15.84 | 16.19 | 16.35 | | 0 |
| | 3 | 2 | 15.90 | 16.19 | 16.35 | | 0 |
| | 3 | 3 | 15.85 | 16.19 | 16.35 | | 0 |
| | 6 | 0 | 15.97 | 16.18 | 16.35 | 0-1 | 0 |
| 16QAM | 1 | 0 | 16.05 | 16.18 | 16.35 | 0-1 | 0 |
| | 1 | 2 | 16.04 | 16.19 | 16.35 | | 0 |
| | 1 | 5 | 15.95 | 16.19 | 16.35 | | 0 |
| | 3 | 0 | 16.14 | 16.18 | 16.35 | | 0 |
| | 3 | 2 | 16.19 | 16.18 | 16.35 | | 0 |
| | 3 | 3 | 16.15 | 16.18 | 16.35 | | 0 |
| | 6 | 0 | 15.98 | 16.18 | 16.35 | 0-2 | 0 |
| 64QAM | 1 | 0 | 15.71 | 16.19 | 16.35 | 0-2 | 0 |
| | 1 | 2 | 15.86 | 16.19 | 16.35 | | 0 |
| | 1 | 5 | 15.68 | 16.17 | 16.35 | | 0 |
| | 3 | 0 | 16.21 | 16.19 | 16.36 | | 0 |
| | 3 | 2 | 16.28 | 16.18 | 16.35 | | 0 |
| | 3 | 3 | 16.19 | 16.19 | 16.35 | | 0 |
| | 6 | 0 | 16.02 | 16.19 | 16.36 | 0-3 | 0 |
| 256QAM | 1 | 0 | 16.01 | 15.69 | 16.00 | 0-5 | 0 |
| | 1 | 2 | 16.11 | 15.77 | 16.11 | | 0 |
| | 1 | 5 | 16.05 | 15.69 | 15.92 | | 0 |
| | 3 | 0 | 16.06 | 16.06 | 16.15 | | 0 |
| | 3 | 2 | 16.11 | 16.12 | 16.08 | | 0 |
| | 3 | 3 | 16.12 | 15.95 | 16.12 | | 0 |
| | 6 | 0 | 15.94 | 16.09 | 16.03 | | 0 |

## I.1.7 LTE Band 66

## Table I-29
## LTE Band 66 Conducted Power Antenna 4 - 15 MHz Bandwidth

| LTE Band 66 (AWS) 15 MHz Bandwidth | | | | | | | |
|---|---|---|---|---|---|---|---|
| Modulation | RB Size | RB Offset | Low Channel 132047 (1717.5 MHz) | Mid Channel 132322 (1745.0 MHz) | High Channel 132597 (1772.5 MHz) | MPR Allowed per 3GPP [dB] | MPR [dB] |
| | | | Conducted Power [dBm] | | | | |
| QPSK | 1 | 0 | 14.83 | 15.13 | 14.95 | 0 | 0 |
| | 1 | 36 | 14.98 | 15.20 | 14.96 | | 0 |
| | 1 | 74 | 14.90 | 15.08 | 14.82 | | 0 |
| | 36 | 0 | 14.98 | 15.17 | 15.13 | 0-1 | 0 |
| | 36 | 18 | 15.13 | 15.25 | 15.15 | | 0 |
| | 36 | 37 | 15.08 | 15.17 | 15.06 | | 0 |
| | 75 | 0 | 15.07 | 15.10 | 15.07 | | 0 |
| 16QAM | 1 | 0 | 15.12 | 15.26 | 15.25 | 0-1 | 0 |
| | 1 | 36 | 15.15 | 15.30 | 15.24 | | 0 |
| | 1 | 74 | 15.18 | 15.25 | 15.20 | | 0 |
| | 36 | 0 | 15.20 | 14.89 | 15.00 | 0-2 | 0 |
| | 36 | 18 | 15.29 | 15.00 | 15.02 | | 0 |
| | 36 | 37 | 15.27 | 14.97 | 15.06 | | 0 |
| | 75 | 0 | 15.25 | 14.95 | 14.92 | | 0 |
| 64QAM | 1 | 0 | 15.22 | 15.18 | 15.23 | 0-2 | 0 |
| | 1 | 36 | 15.29 | 14.79 | 15.27 | | 0 |
| | 1 | 74 | 15.28 | 14.93 | 15.26 | | 0 |
| | 36 | 0 | 14.79 | 14.90 | 14.85 | 0-3 | 0 |
| | 36 | 18 | 14.90 | 14.91 | 14.82 | | 0 |
| | 36 | 37 | 14.83 | 14.86 | 14.88 | | 0 |
| | 75 | 0 | 14.88 | 14.80 | 14.77 | | 0 |
| 256QAM | 1 | 0 | 14.89 | 14.77 | 14.83 | 0-5 | 0 |
| | 1 | 36 | 14.99 | 15.11 | 14.94 | | 0 |
| | 1 | 74 | 15.00 | 15.08 | 14.97 | | 0 |
| | 36 | 0 | 15.03 | 15.15 | 15.09 | | 0 |
| | 36 | 18 | 14.76 | 15.22 | 15.07 | | 0 |
| | 36 | 37 | 14.79 | 15.19 | 15.00 | | 0 |
| | 75 | 0 | 14.75 | 15.03 | 15.12 | | 0 |


© 2022 PCTEST.

## Table I-30
## LTE Band 66 Measured $P_{limit}$ Antenna 4 - 5 MHz Bandwidth

| LTE Band 66 (AWS) 5 MHz Bandwidth | | | | | | | |
|---|---|---|---|---|---|---|---|
| Modulation | RB Size | RB Offset | Low Channel 131997 (1712.5 MHz) | Mid Channel 132322 (1745.0 MHz) | High Channel 132647 (1777.5 MHz) | MPR Allowed per 3GPP [dB] | MPR [dB] |
| | | | Conducted Power [dBm] | | | | |
| QPSK | 1 | 0 | 14.94 | 15.00 | 14.85 | 0 | 0 |
| | 1 | 12 | 15.07 | 15.13 | 14.81 | | 0 |
| | 1 | 24 | 14.93 | 15.00 | 14.78 | | 0 |
| | 12 | 0 | 14.90 | 15.14 | 14.99 | 0-1 | 0 |
| | 12 | 6 | 15.01 | 15.19 | 15.03 | | 0 |
| | 12 | 13 | 14.96 | 15.15 | 14.96 | | 0 |
| | 25 | 0 | 15.01 | 15.15 | 15.00 | | 0 |
| 16QAM | 1 | 0 | 15.17 | 15.17 | 15.21 | 0-1 | 0 |
| | 1 | 12 | 15.20 | 15.25 | 15.14 | | 0 |
| | 1 | 24 | 15.11 | 15.18 | 15.13 | | 0 |
| | 12 | 0 | 15.19 | 15.06 | 15.03 | 0-2 | 0 |
| | 12 | 6 | 15.25 | 15.26 | 15.05 | | 0 |
| | 12 | 13 | 15.24 | 15.15 | 14.99 | | 0 |
| | 25 | 0 | 14.96 | 15.14 | 15.02 | | 0 |
| 64QAM | 1 | 0 | 15.26 | 15.20 | 15.21 | 0-2 | 0 |
| | 1 | 12 | 15.20 | 15.29 | 15.25 | | 0 |
| | 1 | 24 | 15.12 | 15.20 | 15.13 | | 0 |
| | 12 | 0 | 15.17 | 15.02 | 15.01 | 0-3 | 0 |
| | 12 | 6 | 15.24 | 15.19 | 15.01 | | 0 |
| | 12 | 13 | 15.21 | 15.12 | 14.97 | | 0 |
| | 25 | 0 | 14.99 | 15.09 | 15.04 | | 0 |
| 256QAM | 1 | 0 | 14.96 | 14.94 | 14.99 | 0-5 | 0 |
| | 1 | 12 | 15.26 | 15.15 | 15.01 | | 0 |
| | 1 | 24 | 15.01 | 15.06 | 14.96 | | 0 |
| | 12 | 0 | 14.95 | 15.04 | 14.94 | | 0 |
| | 12 | 6 | 14.98 | 15.18 | 14.96 | | 0 |
| | 12 | 13 | 14.93 | 15.08 | 14.90 | | 0 |
| | 25 | 0 | 14.94 | 15.02 | 14.96 | | 0 |

## Table I-31
## LTE Band 66 Measured $P_{limit}$ Antenna 4 - 3 MHz Bandwidth

| LTE Band 66 (AWS) 3 MHz Bandwidth | | | | | | | |
|---|---|---|---|---|---|---|---|
| Modulation | RB Size | RB Offset | Low Channel 131987 (1711.5 MHz) | Mid Channel 132322 (1745.0 MHz) | High Channel 132657 (1778.5 MHz) | MPR Allowed per 3GPP [dB] | MPR [dB] |
| | | | Conducted Power [dBm] | | | | |
| QPSK | 1 | 0 | 14.87 | 14.99 | 14.88 | 0 | 0 |
| | 1 | 7 | 14.86 | 14.97 | 14.77 | | 0 |
| | 1 | 14 | 14.92 | 14.99 | 14.84 | | 0 |
| | 8 | 0 | 14.97 | 15.15 | 15.04 | 0-1 | 0 |
| | 8 | 4 | 15.06 | 15.19 | 15.06 | | 0 |
| | 8 | 7 | 15.00 | 15.11 | 15.02 | | 0 |
| | 15 | 0 | 15.00 | 15.18 | 15.00 | | 0 |
| 16QAM | 1 | 0 | 15.21 | 14.95 | 14.91 | 0-1 | 0 |
| | 1 | 7 | 15.22 | 15.00 | 14.78 | | 0 |
| | 1 | 14 | 15.17 | 14.96 | 14.80 | | 0 |
| | 8 | 0 | 14.78 | 14.85 | 14.75 | 0-2 | 0 |
| | 8 | 4 | 14.83 | 14.86 | 14.77 | | 0 |
| | 8 | 7 | 14.88 | 14.91 | 14.76 | | 0 |
| | 15 | 0 | 14.77 | 14.88 | 14.69 | | 0 |
| 64QAM | 1 | 0 | 14.86 | 14.90 | 14.73 | 0-2 | 0 |
| | 1 | 7 | 14.70 | 15.02 | 14.75 | | 0 |
| | 1 | 14 | 14.69 | 14.99 | 14.69 | | 0 |
| | 8 | 0 | 14.76 | 14.82 | 14.78 | 0-3 | 0 |
| | 8 | 4 | 14.80 | 14.83 | 14.70 | | 0 |
| | 8 | 7 | 14.72 | 14.85 | 14.73 | | 0 |
| | 15 | 0 | 14.68 | 14.85 | 14.82 | | 0 |
| 256QAM | 1 | 0 | 15.01 | 14.87 | 14.79 | 0-5 | 0 |
| | 1 | 7 | 15.02 | 15.03 | 15.05 | | 0 |
| | 1 | 14 | 14.89 | 15.05 | 14.89 | | 0 |
| | 8 | 0 | 14.87 | 14.87 | 15.06 | | 0 |
| | 8 | 4 | 14.81 | 14.76 | 15.01 | | 0 |
| | 8 | 7 | 14.79 | 14.82 | 14.88 | | 0 |
| | 15 | 0 | 14.85 | 14.79 | 14.85 | | 0 |


© 2022 PCTEST.

## Table I-32
## LTE Band 66 Measured $P_{limit}$ Antenna 4 - 1.4 MHz Bandwidth

| LTE Band 66 (AWS) 1.4 MHz Bandwidth | | | | | | | |
|---|---|---|---|---|---|---|---|
| Modulation | RB Size | RB Offset | Low Channel 131979 (1710.7 MHz) | Mid Channel 132322 (1745.0 MHz) | High Channel 132665 (1779.3 MHz) | MPR Allowed per 3GPP [dB] | MPR [dB] |
| | | | Conducted Power [dBm] | | | | |
| QPSK | 1 | 0 | 14.83 | 14.93 | 14.97 | 0 | 0 |
| | 1 | 2 | 14.88 | 15.02 | 15.14 | | 0 |
| | 1 | 5 | 14.83 | 14.91 | 14.99 | | 0 |
| | 3 | 0 | 14.77 | 15.12 | 14.86 | | 0 |
| | 3 | 2 | 14.88 | 15.07 | 14.90 | | 0 |
| | 3 | 3 | 14.82 | 15.05 | 14.85 | | 0 |
| | 6 | 0 | 14.93 | 15.12 | 14.91 | 0-1 | 0 |
| 16QAM | 1 | 0 | 14.96 | 15.26 | 15.14 | 0-1 | 0 |
| | 1 | 2 | 15.08 | 15.28 | 15.13 | | 0 |
| | 1 | 5 | 15.02 | 15.21 | 15.17 | | 0 |
| | 3 | 0 | 15.11 | 15.11 | 15.09 | | 0 |
| | 3 | 2 | 15.15 | 15.14 | 15.20 | | 0 |
| | 3 | 3 | 15.01 | 15.07 | 15.08 | | 0 |
| | 6 | 0 | 14.96 | 15.08 | 15.01 | 0-2 | 0 |
| 64QAM | 1 | 0 | 15.01 | 15.26 | 15.11 | 0-2 | 0 |
| | 1 | 2 | 15.13 | 15.19 | 15.17 | | 0 |
| | 1 | 5 | 15.13 | 15.20 | 15.15 | | 0 |
| | 3 | 0 | 15.08 | 15.13 | 15.11 | | 0 |
| | 3 | 2 | 15.17 | 15.18 | 15.14 | | 0 |
| | 3 | 3 | 15.07 | 15.11 | 15.13 | | 0 |
| | 6 | 0 | 14.94 | 15.13 | 15.08 | 0-3 | 0 |
| 256QAM | 1 | 0 | 14.70 | 15.04 | 14.75 | 0-5 | 0 |
| | 1 | 2 | 14.95 | 15.00 | 14.78 | | 0 |
| | 1 | 5 | 14.78 | 15.03 | 14.68 | | 0 |
| | 3 | 0 | 14.92 | 14.97 | 14.84 | | 0 |
| | 3 | 2 | 14.98 | 15.06 | 14.91 | | 0 |
| | 3 | 3 | 14.88 | 14.98 | 14.81 | | 0 |
| | 6 | 0 | 14.93 | 14.94 | 14.90 | | 0 |

## Table I-33
## LTE Band 66 Measured $P_{limit}$ Antenna 3a - 15 MHz Bandwidth

| LTE Band 66 (AWS) 15 MHz Bandwidth | | | | | | | |
|---|---|---|---|---|---|---|---|
| Modulation | RB Size | RB Offset | Low Channel 132047 (1717.5 MHz) | Mid Channel 132322 (1745.0 MHz) | High Channel 132597 (1772.5 MHz) | MPR Allowed per 3GPP [dB] | MPR [dB] |
| | | | Conducted Power [dBm] | | | | |
| QPSK | 1 | 0 | 12.35 | 12.26 | 12.30 | 0 | 0 |
| | 1 | 36 | 12.47 | 12.36 | 12.37 | | 0 |
| | 1 | 74 | 12.36 | 12.24 | 12.31 | | 0 |
| | 36 | 0 | 12.37 | 12.50 | 12.46 | 0-1 | 0 |
| | 36 | 18 | 12.48 | 12.54 | 12.49 | | 0 |
| | 36 | 37 | 12.44 | 12.47 | 12.54 | | 0 |
| | 75 | 0 | 12.40 | 12.46 | 12.44 | | 0 |
| 16QAM | 1 | 0 | 12.69 | 12.46 | 13.01 | 0-1 | 0 |
| | 1 | 36 | 12.84 | 12.59 | 12.86 | | 0 |
| | 1 | 74 | 12.77 | 12.49 | 12.78 | | 0 |
| | 36 | 0 | 12.41 | 12.50 | 12.47 | 0-2 | 0 |
| | 36 | 18 | 12.60 | 12.53 | 12.49 | | 0 |
| | 36 | 37 | 12.52 | 12.47 | 12.43 | | 0 |
| | 75 | 0 | 12.50 | 12.55 | 12.40 | | 0 |
| 64QAM | 1 | 0 | 12.32 | 12.17 | 12.19 | 0-2 | 0 |
| | 1 | 36 | 12.42 | 12.30 | 12.26 | | 0 |
| | 1 | 74 | 12.42 | 12.19 | 12.25 | | 0 |
| | 36 | 0 | 12.41 | 12.50 | 12.47 | 0-3 | 0 |
| | 36 | 18 | 12.60 | 12.53 | 12.49 | | 0 |
| | 36 | 37 | 12.52 | 12.47 | 12.43 | | 0 |
| | 75 | 0 | 12.50 | 12.55 | 12.50 | | 0 |
| 256QAM | 1 | 0 | 12.65 | 12.42 | 12.85 | 0-5 | 0 |
| | 1 | 36 | 12.80 | 12.54 | 12.89 | | 0 |
| | 1 | 74 | 12.67 | 12.44 | 12.89 | | 0 |
| | 36 | 0 | 12.53 | 12.51 | 12.44 | | 0 |
| | 36 | 18 | 12.64 | 12.53 | 12.47 | | 0 |
| | 36 | 37 | 12.62 | 12.44 | 12.48 | | 0 |
| | 75 | 0 | 12.57 | 12.45 | 12.42 | | 0 |


© 2022 PCTEST.

## Table I-34
## LTE Band 66 Measured $P_{limit}$ Antenna 3a - 5 MHz Bandwidth

| LTE Band 66 (AWS) 5 MHz Bandwidth | | | | | | | |
|---|---|---|---|---|---|---|---|
| Modulation | RB Size | RB Offset | Low Channel 131997 (1712.5 MHz) | Mid Channel 132322 (1745.0 MHz) | High Channel 132647 (1777.5 MHz) | MPR Allowed per 3GPP [dB] | MPR [dB] |
| | | | Conducted Power [dBm] | | | | |
| QPSK | 1 | 0 | 12.28 | 12.34 | 12.27 | 0 | 0 |
| | 1 | 12 | 12.33 | 12.44 | 12.30 | | 0 |
| | 1 | 24 | 12.32 | 12.30 | 12.24 | | 0 |
| | 12 | 0 | 12.41 | 12.35 | 12.45 | 0-1 | 0 |
| | 12 | 6 | 12.41 | 12.50 | 12.49 | | 0 |
| | 12 | 13 | 12.39 | 12.39 | 12.42 | | 0 |
| | 25 | 0 | 12.37 | 12.39 | 12.41 | | 0 |
| 16QAM | 1 | 0 | 12.42 | 12.73 | 12.58 | 0-1 | 0 |
| | 1 | 12 | 12.53 | 13.04 | 12.53 | | 0 |
| | 1 | 24 | 12.45 | 12.70 | 12.56 | | 0 |
| | 12 | 0 | 12.43 | 12.57 | 12.43 | 0-2 | 0 |
| | 12 | 6 | 12.47 | 12.67 | 12.49 | | 0 |
| | 12 | 13 | 12.42 | 12.63 | 12.40 | | 0 |
| | 25 | 0 | 12.41 | 12.39 | 12.45 | | 0 |
| 64QAM | 1 | 0 | 12.36 | 12.07 | 12.41 | 0-2 | 0 |
| | 1 | 12 | 12.40 | 12.31 | 12.38 | | 0 |
| | 1 | 24 | 12.41 | 12.05 | 12.33 | | 0 |
| | 12 | 0 | 12.43 | 12.57 | 12.43 | 0-3 | 0 |
| | 12 | 6 | 12.47 | 12.67 | 12.49 | | 0 |
| | 12 | 13 | 12.42 | 12.63 | 12.40 | | 0 |
| | 25 | 0 | 12.41 | 12.39 | 12.45 | | 0 |
| 256QAM | 1 | 0 | 12.40 | 12.40 | 12.47 | 0-5 | 0 |
| | 1 | 12 | 12.62 | 12.76 | 12.54 | | 0 |
| | 1 | 24 | 12.53 | 12.45 | 12.48 | | 0 |
| | 12 | 0 | 12.58 | 12.46 | 12.40 | | 0 |
| | 12 | 6 | 12.63 | 12.50 | 12.46 | | 0 |
| | 12 | 13 | 12.55 | 12.44 | 12.41 | | 0 |
| | 25 | 0 | 12.51 | 12.44 | 12.45 | | 0 |

## Table I-35
## LTE Band 66 Measured $P_{limit}$ Antenna 3a - 3 MHz Bandwidth

| LTE Band 66 (AWS) 3 MHz Bandwidth | | | | | | | |
|---|---|---|---|---|---|---|---|
| Modulation | RB Size | RB Offset | Low Channel 131987 (1711.5 MHz) | Mid Channel 132322 (1745.0 MHz) | High Channel 132657 (1778.5 MHz) | MPR Allowed per 3GPP [dB] | MPR [dB] |
| | | | Conducted Power [dBm] | | | | |
| QPSK | 1 | 0 | 12.19 | 12.32 | 12.35 | 0 | 0 |
| | 1 | 7 | 12.17 | 12.29 | 12.21 | | 0 |
| | 1 | 14 | 12.16 | 12.29 | 12.30 | | 0 |
| | 8 | 0 | 12.36 | 12.39 | 12.46 | 0-1 | 0 |
| | 8 | 4 | 12.39 | 12.40 | 12.52 | | 0 |
| | 8 | 7 | 12.37 | 12.40 | 12.47 | | 0 |
| | 15 | 0 | 12.38 | 12.43 | 12.49 | | 0 |
| 16QAM | 1 | 0 | 12.42 | 12.73 | 12.58 | 0-1 | 0 |
| | 1 | 7 | 12.53 | 13.04 | 12.53 | | 0 |
| | 1 | 14 | 12.45 | 12.70 | 12.56 | | 0 |
| | 8 | 0 | 12.43 | 12.57 | 12.43 | 0-2 | 0 |
| | 8 | 4 | 12.47 | 12.67 | 12.49 | | 0 |
| | 8 | 7 | 12.42 | 12.63 | 12.40 | | 0 |
| | 15 | 0 | 12.41 | 12.39 | 12.45 | | 0 |
| 64QAM | 1 | 0 | 12.36 | 12.05 | 12.41 | 0-2 | 0 |
| | 1 | 7 | 12.40 | 12.31 | 12.38 | | 0 |
| | 1 | 14 | 12.41 | 12.05 | 12.33 | | 0 |
| | 8 | 0 | 12.43 | 12.57 | 12.43 | 0-3 | 0 |
| | 8 | 4 | 12.47 | 12.67 | 12.49 | | 0 |
| | 8 | 7 | 12.42 | 12.63 | 12.40 | | 0 |
| | 15 | 0 | 12.41 | 12.39 | 12.45 | | 0 |
| 256QAM | 1 | 0 | 12.20 | 12.52 | 12.80 | 0-5 | 0 |
| | 1 | 7 | 12.24 | 12.45 | 12.85 | | 0 |
| | 1 | 14 | 12.17 | 12.44 | 12.76 | | 0 |
| | 8 | 0 | 12.59 | 12.36 | 12.55 | | 0 |
| | 8 | 4 | 12.58 | 12.29 | 12.49 | | 0 |
| | 8 | 7 | 12.60 | 12.32 | 12.53 | | 0 |
| | 15 | 0 | 12.55 | 12.45 | 12.42 | | 0 |


© 2022 PCTEST.

## Table I-36
## LTE Band 66 Measured $P_{limit}$ Antenna 3a - 1.4 MHz Bandwidth

| LTE Band 66 (AWS) 1.4 MHz Bandwidth | | | | | | | |
|---|---|---|---|---|---|---|---|
| Modulation | RB Size | RB Offset | Low Channel 131979 (1710.7 MHz) | Mid Channel 132322 (1745.0 MHz) | High Channel 132665 (1779.3 MHz) | MPR Allowed per 3GPP [dB] | MPR [dB] |
| | | | Conducted Power [dBm] | | | | |
| QPSK | 1 | 0 | 12.20 | 12.26 | 12.43 | 0 | 0 |
| | 1 | 2 | 12.20 | 12.30 | 12.58 | | 0 |
| | 1 | 5 | 12.11 | 12.25 | 12.43 | | 0 |
| | 3 | 0 | 12.31 | 12.21 | 12.32 | | 0 |
| | 3 | 2 | 12.29 | 12.29 | 12.42 | | 0 |
| | 3 | 3 | 12.28 | 12.25 | 12.31 | | 0 |
| | 6 | 0 | 12.33 | 12.32 | 12.37 | 0-1 | 0 |
| 16QAM | 1 | 0 | 12.64 | 12.51 | 13.00 | 0-1 | 0 |
| | 1 | 2 | 12.65 | 12.50 | 13.02 | | 0 |
| | 1 | 5 | 12.55 | 12.45 | 12.73 | | 0 |
| | 3 | 0 | 12.42 | 12.48 | 12.45 | | 0 |
| | 3 | 2 | 12.48 | 12.47 | 12.50 | | 0 |
| | 3 | 3 | 12.50 | 12.45 | 12.39 | | 0 |
| | 6 | 0 | 12.49 | 12.41 | 12.41 | 0-2 | 0 |
| 64QAM | 1 | 0 | 12.35 | 12.16 | 12.34 | 0-2 | 0 |
| | 1 | 2 | 12.34 | 12.37 | 12.37 | | 0 |
| | 1 | 5 | 12.35 | 12.35 | 12.32 | | 0 |
| | 3 | 0 | 12.42 | 12.48 | 12.55 | | 0 |
| | 3 | 2 | 12.48 | 12.47 | 12.55 | | 0 |
| | 3 | 3 | 12.50 | 12.45 | 12.45 | | 0 |
| | 6 | 0 | 12.49 | 12.41 | 12.51 | 0-3 | 0 |
| 256QAM | 1 | 0 | 12.15 | 12.38 | 12.30 | 0-5 | 0 |
| | 1 | 2 | 12.18 | 12.37 | 12.44 | | 0 |
| | 1 | 5 | 12.14 | 12.39 | 12.32 | | 0 |
| | 3 | 0 | 12.39 | 12.33 | 12.40 | | 0 |
| | 3 | 2 | 12.46 | 12.44 | 12.50 | | 0 |
| | 3 | 3 | 12.40 | 12.33 | 12.41 | | 0 |
| | 6 | 0 | 12.47 | 12.22 | 12.41 | | 0 |

## Table I-37
## LTE Band 66 Measured $P_{limit}$ Antenna 2a - 15 MHz Bandwidth

| LTE Band 66 (AWS) 15 MHz Bandwidth | | | | | | | |
|---|---|---|---|---|---|---|---|
| Modulation | RB Size | RB Offset | Low Channel 132047 (1717.5 MHz) | Mid Channel 132322 (1745.0 MHz) | High Channel 132597 (1772.5 MHz) | MPR Allowed per 3GPP [dB] | MPR [dB] |
| | | | Conducted Power [dBm] | | | | |
| QPSK | 1 | 0 | 12.90 | 13.14 | 13.04 | 0 | 0 |
| | 1 | 36 | 13.04 | 13.21 | 13.13 | | 0 |
| | 1 | 74 | 12.97 | 13.13 | 13.00 | | 0 |
| | 36 | 0 | 13.04 | 13.14 | 13.18 | 0-1 | 0 |
| | 36 | 18 | 13.21 | 13.25 | 13.23 | | 0 |
| | 36 | 37 | 13.15 | 13.21 | 13.26 | | 0 |
| | 75 | 0 | 13.12 | 13.21 | 13.16 | | 0 |
| 16QAM | 1 | 0 | 13.11 | 13.44 | 13.50 | 0-1 | 0 |
| | 1 | 36 | 13.26 | 13.43 | 13.50 | | 0 |
| | 1 | 74 | 13.18 | 13.44 | 13.47 | | 0 |
| | 36 | 0 | 12.98 | 13.18 | 13.16 | 0-2 | 0 |
| | 36 | 18 | 13.13 | 13.30 | 13.25 | | 0 |
| | 36 | 37 | 13.09 | 13.25 | 13.26 | | 0 |
| | 75 | 0 | 13.12 | 13.21 | 13.17 | | 0 |
| 64QAM | 1 | 0 | 13.14 | 13.44 | 13.50 | 0-2 | 0 |
| | 1 | 36 | 13.18 | 13.42 | 13.48 | | 0 |
| | 1 | 74 | 13.10 | 13.44 | 13.44 | | 0 |
| | 36 | 0 | 13.00 | 13.15 | 13.17 | 0-3 | 0 |
| | 36 | 18 | 13.17 | 13.28 | 13.25 | | 0 |
| | 36 | 37 | 13.09 | 13.24 | 13.24 | | 0 |
| | 75 | 0 | 13.15 | 13.19 | 13.17 | | 0 |
| 256QAM | 1 | 0 | 13.19 | 13.14 | 13.45 | 0-5 | 0 |
| | 1 | 36 | 13.36 | 13.23 | 13.48 | | 0 |
| | 1 | 74 | 13.24 | 13.14 | 13.46 | | 0 |
| | 36 | 0 | 13.09 | 13.10 | 13.23 | | 0 |
| | 36 | 18 | 13.23 | 13.22 | 13.21 | | 0 |
| | 36 | 37 | 13.14 | 13.17 | 13.22 | | 0 |
| | 75 | 0 | 13.16 | 13.19 | 13.20 | | 0 |


© 2022 PCTEST.

## Table I-38
## LTE Band 66 Measured $P_{limit}$ Antenna 2a - 5 MHz Bandwidth

| LTE Band 66 (AWS) 5 MHz Bandwidth | | | | | | | |
|---|---|---|---|---|---|---|---|
| Modulation | RB Size | RB Offset | Low Channel 131997 (1712.5 MHz) | Mid Channel 132322 (1745.0 MHz) | High Channel 132647 (1777.5 MHz) | MPR Allowed per 3GPP [dB] | MPR [dB] |
| | | | Conducted Power [dBm] | | | | |
| QPSK | 1 | 0 | 12.95 | 13.02 | 13.00 | 0 | 0 |
| | 1 | 12 | 13.10 | 13.03 | 12.95 | | 0 |
| | 1 | 24 | 12.99 | 12.95 | 12.95 | | 0 |
| | 12 | 0 | 13.03 | 13.15 | 13.16 | 0-1 | 0 |
| | 12 | 6 | 13.10 | 13.19 | 13.21 | | 0 |
| | 12 | 13 | 13.02 | 13.15 | 13.14 | | 0 |
| | 25 | 0 | 13.03 | 13.16 | 13.17 | | 0 |
| 16QAM | 1 | 0 | 13.33 | 13.16 | 13.35 | 0-1 | 0 |
| | 1 | 12 | 13.49 | 13.22 | 13.34 | | 0 |
| | 1 | 24 | 13.32 | 13.15 | 13.30 | | 0 |
| | 12 | 0 | 13.24 | 13.13 | 13.18 | 0-2 | 0 |
| | 12 | 6 | 13.31 | 13.19 | 13.20 | | 0 |
| | 12 | 13 | 13.19 | 13.07 | 13.16 | | 0 |
| | 25 | 0 | 13.02 | 13.16 | 13.18 | | 0 |
| 64QAM | 1 | 0 | 13.35 | 13.17 | 13.32 | 0-2 | 0 |
| | 1 | 12 | 13.49 | 13.22 | 13.41 | | 0 |
| | 1 | 24 | 13.24 | 13.19 | 13.28 | | 0 |
| | 12 | 0 | 13.26 | 13.15 | 13.19 | 0-3 | 0 |
| | 12 | 6 | 13.27 | 13.20 | 13.24 | | 0 |
| | 12 | 13 | 13.27 | 13.12 | 13.14 | | 0 |
| | 25 | 0 | 13.01 | 13.12 | 13.18 | | 0 |
| 256QAM | 1 | 0 | 12.97 | 13.19 | 13.19 | 0-5 | 0 |
| | 1 | 12 | 13.18 | 13.43 | 13.23 | | 0 |
| | 1 | 24 | 12.94 | 13.25 | 13.21 | | 0 |
| | 12 | 0 | 13.11 | 13.10 | 13.15 | | 0 |
| | 12 | 6 | 13.16 | 13.20 | 13.16 | | 0 |
| | 12 | 13 | 13.11 | 13.13 | 13.10 | | 0 |
| | 25 | 0 | 13.01 | 13.08 | 13.15 | | 0 |

## Table I-39
## LTE Band 66 Measured $P_{limit}$ Antenna 2a - 3 MHz Bandwidth

| LTE Band 66 (AWS) 3 MHz Bandwidth | | | | | | | |
|---|---|---|---|---|---|---|---|
| Modulation | RB Size | RB Offset | Low Channel 131987 (1711.5 MHz) | Mid Channel 132322 (1745.0 MHz) | High Channel 132657 (1778.5 MHz) | MPR Allowed per 3GPP [dB] | MPR [dB] |
| | | | Conducted Power [dBm] | | | | |
| QPSK | 1 | 0 | 12.93 | 12.95 | 13.09 | 0 | 0 |
| | 1 | 7 | 12.96 | 12.92 | 12.97 | | 0 |
| | 1 | 14 | 12.92 | 12.93 | 13.06 | | 0 |
| | 8 | 0 | 13.02 | 13.12 | 13.22 | 0-1 | 0 |
| | 8 | 4 | 13.04 | 13.12 | 13.24 | | 0 |
| | 8 | 7 | 13.03 | 13.10 | 13.21 | | 0 |
| | 15 | 0 | 13.03 | 13.15 | 13.22 | | 0 |
| 16QAM | 1 | 0 | 13.12 | 13.30 | 13.43 | 0-1 | 0 |
| | 1 | 7 | 13.19 | 13.36 | 13.45 | | 0 |
| | 1 | 14 | 13.18 | 13.29 | 13.46 | | 0 |
| | 8 | 0 | 13.09 | 13.16 | 13.34 | 0-2 | 0 |
| | 8 | 4 | 13.11 | 13.16 | 13.37 | | 0 |
| | 8 | 7 | 13.07 | 13.26 | 13.30 | | 0 |
| | 15 | 0 | 13.00 | 13.21 | 13.31 | | 0 |
| 64QAM | 1 | 0 | 13.13 | 13.34 | 13.50 | 0-2 | 0 |
| | 1 | 7 | 13.18 | 13.36 | 13.50 | | 0 |
| | 1 | 14 | 13.08 | 13.29 | 13.47 | | 0 |
| | 8 | 0 | 13.10 | 13.22 | 13.33 | 0-3 | 0 |
| | 8 | 4 | 13.09 | 13.21 | 13.35 | | 0 |
| | 8 | 7 | 13.07 | 13.17 | 13.33 | | 0 |
| | 15 | 0 | 13.00 | 13.22 | 13.29 | | 0 |
| 256QAM | 1 | 0 | 12.72 | 13.09 | 13.41 | 0-5 | 0 |
| | 1 | 7 | 12.75 | 13.11 | 13.41 | | 0 |
| | 1 | 14 | 12.89 | 13.06 | 13.42 | | 0 |
| | 8 | 0 | 13.06 | 12.99 | 13.26 | | 0 |
| | 8 | 4 | 13.07 | 13.02 | 13.24 | | 0 |
| | 8 | 7 | 13.06 | 13.01 | 13.26 | | 0 |
| | 15 | 0 | 13.05 | 13.12 | 13.14 | | 0 |


© 2022 PCTEST.

## Table I-40
## LTE Band 66 Measured $P_{limit}$ Antenna 2a - 1.4 MHz Bandwidth

| LTE Band 66 (AWS) 1.4 MHz Bandwidth | | | | | | | |
|---|---|---|---|---|---|---|---|
| Modulation | RB Size | RB Offset | Low Channel 131979 (1710.7 MHz) | Mid Channel 132322 (1745.0 MHz) | High Channel 132665 (1779.3 MHz) | MPR Allowed per 3GPP [dB] | MPR [dB] |
| | | | Conducted Power [dBm] | | | | |
| QPSK | 1 | 0 | 12.84 | 12.91 | 13.13 | 0 | 0 |
| | 1 | 2 | 12.97 | 12.93 | 13.31 | | 0 |
| | 1 | 5 | 12.87 | 12.90 | 13.17 | | 0 |
| | 3 | 0 | 12.89 | 13.09 | 13.03 | | 0 |
| | 3 | 2 | 12.94 | 13.07 | 13.12 | | 0 |
| | 3 | 3 | 12.87 | 13.05 | 13.04 | | 0 |
| | 6 | 0 | 12.96 | 13.06 | 13.12 | 0-1 | 0 |
| 16QAM | 1 | 0 | 13.18 | 13.25 | 13.33 | 0-1 | 0 |
| | 1 | 2 | 13.26 | 13.30 | 13.36 | | 0 |
| | 1 | 5 | 13.14 | 13.28 | 13.35 | | 0 |
| | 3 | 0 | 13.10 | 13.12 | 13.28 | | 0 |
| | 3 | 2 | 13.17 | 13.15 | 13.34 | | 0 |
| | 3 | 3 | 13.13 | 13.08 | 13.29 | | 0 |
| | 6 | 0 | 12.94 | 13.06 | 13.22 | 0-2 | 0 |
| 64QAM | 1 | 0 | 13.19 | 13.25 | 13.32 | 0-2 | 0 |
| | 1 | 2 | 13.20 | 13.33 | 13.35 | | 0 |
| | 1 | 5 | 13.13 | 13.30 | 13.37 | | 0 |
| | 3 | 0 | 13.08 | 13.07 | 13.28 | | 0 |
| | 3 | 2 | 13.16 | 13.14 | 13.39 | | 0 |
| | 3 | 3 | 13.13 | 13.07 | 13.33 | | 0 |
| | 6 | 0 | 12.95 | 13.06 | 13.21 | 0-3 | 0 |
| 256QAM | 1 | 0 | 12.83 | 13.03 | 13.14 | 0-5 | 0 |
| | 1 | 2 | 12.88 | 13.14 | 13.17 | | 0 |
| | 1 | 5 | 12.93 | 13.03 | 13.13 | | 0 |
| | 3 | 0 | 12.88 | 13.09 | 13.09 | | 0 |
| | 3 | 2 | 13.06 | 13.13 | 13.14 | | 0 |
| | 3 | 3 | 12.95 | 13.04 | 13.06 | | 0 |
| | 6 | 0 | 12.81 | 13.07 | 12.95 | | 0 |

## Table I-41
## LTE Band 66 Measured $P_{limit}$ Antenna 1a - 15 MHz Bandwidth

| LTE Band 66 (AWS) 15 MHz Bandwidth | | | | | | | |
|---|---|---|---|---|---|---|---|
| Modulation | RB Size | RB Offset | Low Channel 132047 (1717.5 MHz) | Mid Channel 132322 (1745.0 MHz) | High Channel 132597 (1772.5 MHz) | MPR Allowed per 3GPP [dB] | MPR [dB] |
| | | | Conducted Power [dBm] | | | | |
| QPSK | 1 | 0 | 14.50 | 14.46 | 14.46 | 0 | 0 |
| | 1 | 36 | 14.63 | 14.58 | 14.48 | | 0 |
| | 1 | 74 | 14.53 | 14.45 | 14.39 | | 0 |
| | 36 | 0 | 14.57 | 14.60 | 14.65 | 0-1 | 0 |
| | 36 | 18 | 14.72 | 14.72 | 14.71 | | 0 |
| | 36 | 37 | 14.64 | 14.68 | 14.66 | | 0 |
| | 75 | 0 | 14.63 | 14.68 | 14.61 | | 0 |
| 16QAM | 1 | 0 | 14.20 | 14.49 | 14.70 | 0-1 | 0 |
| | 1 | 36 | 14.30 | 14.63 | 14.74 | | 0 |
| | 1 | 74 | 14.19 | 14.49 | 14.63 | | 0 |
| | 36 | 0 | 14.22 | 14.27 | 14.25 | 0-2 | 0 |
| | 36 | 18 | 14.30 | 14.40 | 14.29 | | 0 |
| | 36 | 37 | 14.23 | 14.33 | 14.21 | | 0 |
| | 75 | 0 | 14.27 | 14.29 | 14.24 | | 0 |
| 64QAM | 1 | 0 | 14.58 | 13.96 | 13.87 | 0-2 | 0 |
| | 1 | 36 | 14.69 | 14.14 | 14.00 | | 0 |
| | 1 | 74 | 14.63 | 13.98 | 13.83 | | 0 |
| | 36 | 0 | 14.11 | 14.24 | 14.14 | 0-3 | 0 |
| | 36 | 18 | 14.21 | 14.37 | 14.22 | | 0 |
| | 36 | 37 | 14.18 | 14.28 | 14.21 | | 0 |
| | 75 | 0 | 14.14 | 14.25 | 14.10 | | 0 |
| 256QAM | 1 | 0 | 14.03 | 13.96 | 14.46 | 0-5 | 0 |
| | 1 | 36 | 14.19 | 14.10 | 14.54 | | 0 |
| | 1 | 74 | 14.11 | 14.03 | 14.48 | | 0 |
| | 36 | 0 | 13.94 | 13.96 | 14.06 | | 0 |
| | 36 | 18 | 14.04 | 14.07 | 14.08 | | 0 |
| | 36 | 37 | 13.98 | 14.03 | 14.07 | | 0 |
| | 75 | 0 | 14.00 | 14.07 | 14.04 | | 0 |


© 2022 PCTEST.

## Table I-42
## LTE Band 66 Measured $P_{limit}$ Antenna 1a - 5 MHz Bandwidth

| LTE Band 66 (AWS) 5 MHz Bandwidth | | | | | | | |
|---|---|---|---|---|---|---|---|
| Modulation | RB Size | RB Offset | Low Channel 131997 (1712.5 MHz) | Mid Channel 132322 (1745.0 MHz) | High Channel 132647 (1777.5 MHz) | MPR Allowed per 3GPP [dB] | MPR [dB] |
| | | | Conducted Power [dBm] | | | | |
| QPSK | 1 | 0 | 14.42 | 14.56 | 14.35 | 0 | 0 |
| | 1 | 12 | 14.42 | 14.66 | 14.41 | | 0 |
| | 1 | 24 | 14.46 | 14.55 | 14.35 | | 0 |
| | 12 | 0 | 14.56 | 14.56 | 14.55 | 0-1 | 0 |
| | 12 | 6 | 14.62 | 14.67 | 14.58 | | 0 |
| | 12 | 13 | 14.56 | 14.55 | 14.52 | | 0 |
| | 25 | 0 | 14.56 | 14.61 | 14.57 | | 0 |
| 16QAM | 1 | 0 | 14.46 | 14.24 | 14.26 | 0-1 | 0 |
| | 1 | 12 | 14.71 | 14.38 | 14.29 | | 0 |
| | 1 | 24 | 14.44 | 14.21 | 14.24 | | 0 |
| | 12 | 0 | 14.33 | 14.19 | 14.15 | 0-2 | 0 |
| | 12 | 6 | 14.37 | 14.26 | 14.24 | | 0 |
| | 12 | 13 | 14.29 | 14.19 | 14.14 | | 0 |
| | 25 | 0 | 14.13 | 14.17 | 14.18 | | 0 |
| 64QAM | 1 | 0 | 14.48 | 13.72 | 14.08 | 0-2 | 0 |
| | 1 | 12 | 14.60 | 13.86 | 14.15 | | 0 |
| | 1 | 24 | 14.56 | 13.80 | 14.07 | | 0 |
| | 12 | 0 | 14.09 | 14.20 | 14.01 | 0-3 | 0 |
| | 12 | 6 | 14.22 | 14.20 | 14.07 | | 0 |
| | 12 | 13 | 14.14 | 14.19 | 13.99 | | 0 |
| | 25 | 0 | 14.09 | 14.16 | 14.01 | | 0 |
| 256QAM | 1 | 0 | 13.83 | 14.10 | 14.09 | 0-5 | 0 |
| | 1 | 12 | 14.05 | 14.37 | 14.15 | | 0 |
| | 1 | 24 | 13.98 | 14.16 | 14.02 | | 0 |
| | 12 | 0 | 13.96 | 13.97 | 13.98 | | 0 |
| | 12 | 6 | 14.02 | 14.08 | 14.09 | | 0 |
| | 12 | 13 | 13.93 | 14.02 | 14.00 | | 0 |
| | 25 | 0 | 13.88 | 13.97 | 14.01 | | 0 |

## Table I-43
## LTE Band 66 Measured $P_{limit}$ Antenna 1a - 3 MHz Bandwidth

| LTE Band 66 (AWS) 3 MHz Bandwidth | | | | | | | |
|---|---|---|---|---|---|---|---|
| Modulation | RB Size | RB Offset | Low Channel 131987 (1711.5 MHz) | Mid Channel 132322 (1745.0 MHz) | High Channel 132657 (1778.5 MHz) | MPR Allowed per 3GPP [dB] | MPR [dB] |
| | | | Conducted Power [dBm] | | | | |
| QPSK | 1 | 0 | 14.38 | 14.49 | 14.46 | 0 | 0 |
| | 1 | 7 | 14.31 | 14.46 | 14.35 | | 0 |
| | 1 | 14 | 14.32 | 14.47 | 14.44 | | 0 |
| | 8 | 0 | 14.44 | 14.59 | 14.54 | 0-1 | 0 |
| | 8 | 4 | 14.43 | 14.62 | 14.61 | | 0 |
| | 8 | 7 | 14.40 | 14.61 | 14.56 | | 0 |
| | 15 | 0 | 14.42 | 14.61 | 14.59 | | 0 |
| 16QAM | 1 | 0 | 14.25 | 14.45 | 14.71 | 0-1 | 0 |
| | 1 | 7 | 14.28 | 14.44 | 14.76 | | 0 |
| | 1 | 14 | 14.18 | 14.36 | 14.65 | | 0 |
| | 8 | 0 | 14.20 | 14.26 | 14.28 | 0-2 | 0 |
| | 8 | 4 | 14.23 | 14.30 | 14.27 | | 0 |
| | 8 | 7 | 14.19 | 14.29 | 14.27 | | 0 |
| | 15 | 0 | 14.16 | 14.31 | 14.25 | | 0 |
| 64QAM | 1 | 0 | 14.10 | 13.86 | 13.87 | 0-2 | 0 |
| | 1 | 7 | 14.25 | 14.03 | 13.95 | | 0 |
| | 1 | 14 | 14.13 | 13.95 | 13.91 | | 0 |
| | 8 | 0 | 14.03 | 14.11 | 14.05 | 0-3 | 0 |
| | 8 | 4 | 14.07 | 14.11 | 14.10 | | 0 |
| | 8 | 7 | 14.01 | 14.10 | 14.07 | | 0 |
| | 15 | 0 | 14.10 | 14.20 | 13.99 | | 0 |
| 256QAM | 1 | 0 | 13.47 | 14.04 | 14.59 | 0-5 | 0 |
| | 1 | 7 | 13.63 | 13.99 | 14.51 | | 0 |
| | 1 | 14 | 13.55 | 14.02 | 14.56 | | 0 |
| | 8 | 0 | 13.97 | 13.89 | 14.15 | | 0 |
| | 8 | 4 | 13.87 | 13.90 | 14.14 | | 0 |
| | 8 | 7 | 13.92 | 13.91 | 14.15 | | 0 |
| | 15 | 0 | 13.95 | 14.09 | 14.06 | | 0 |


© 2022 PCTEST.

## Table I-44
## LTE Band 66 Measured $P_{limit}$ Antenna 1a - 1.4 MHz Bandwidth

| LTE Band 66 (AWS) 1.4 MHz Bandwidth | | | | | | | |
|---|---|---|---|---|---|---|---|
| Modulation | RB Size | RB Offset | Low Channel 131979 (1710.7 MHz) | Mid Channel 132322 (1745.0 MHz) | High Channel 132665 (1779.3 MHz) | MPR Allowed per 3GPP [dB] | MPR [dB] |
| | | | Conducted Power [dBm] | | | | |
| QPSK | 1 | 0 | 14.27 | 14.40 | 14.53 | 0 | 0 |
| | 1 | 2 | 14.33 | 14.43 | 14.62 | | 0 |
| | 1 | 5 | 14.29 | 14.40 | 14.56 | | 0 |
| | 3 | 0 | 14.36 | 14.34 | 14.41 | | 0 |
| | 3 | 2 | 14.36 | 14.45 | 14.46 | | 0 |
| | 3 | 3 | 14.33 | 14.29 | 14.38 | | 0 |
| | 6 | 0 | 14.33 | 14.54 | 14.47 | 0-1 | 0 |
| 16QAM | 1 | 0 | 14.23 | 14.18 | 14.32 | 0-1 | 0 |
| | 1 | 2 | 14.27 | 14.27 | 14.40 | | 0 |
| | 1 | 5 | 14.28 | 14.22 | 14.31 | | 0 |
| | 3 | 0 | 14.26 | 14.29 | 14.15 | | 0 |
| | 3 | 2 | 14.37 | 14.37 | 14.15 | | 0 |
| | 3 | 3 | 14.28 | 14.37 | 14.09 | | 0 |
| | 6 | 0 | 14.19 | 14.18 | 14.06 | 0-2 | 0 |
| 64QAM | 1 | 0 | 14.19 | 14.39 | 14.23 | 0-2 | 0 |
| | 1 | 2 | 14.33 | 14.50 | 14.33 | | 0 |
| | 1 | 5 | 14.25 | 14.32 | 14.28 | | 0 |
| | 3 | 0 | 14.19 | 14.25 | 14.25 | | 0 |
| | 3 | 2 | 14.22 | 14.32 | 14.28 | | 0 |
| | 3 | 3 | 14.20 | 14.29 | 14.24 | | 0 |
| | 6 | 0 | 14.05 | 13.88 | 14.00 | 0-3 | 0 |
| 256QAM | 1 | 0 | 13.45 | 13.93 | 14.02 | 0-5 | 0 |
| | 1 | 2 | 13.49 | 14.07 | 14.13 | | 0 |
| | 1 | 5 | 13.51 | 13.94 | 13.98 | | 0 |
| | 3 | 0 | 13.74 | 14.14 | 14.00 | | 0 |
| | 3 | 2 | 13.91 | 14.05 | 14.05 | | 0 |
| | 3 | 3 | 13.78 | 14.07 | 13.95 | | 0 |
| | 6 | 0 | 13.87 | 13.99 | 13.86 | | 0 |

## I.1.8 LTE Band 25

## Table I-45
## LTE Band 25 Measured $P_{limit}$ Antenna 4 - 15 MHz Bandwidth

| LTE Band 25 (PCS) 15 MHz Bandwidth | | | | | | | |
|---|---|---|---|---|---|---|---|
| Modulation | RB Size | RB Offset | Low Channel 26115 (1857.5 MHz) | Mid Channel 26365 (1882.5 MHz) | High Channel 26615 (1907.5 MHz) | MPR Allowed per 3GPP [dB] | MPR [dB] |
| | | | Conducted Power [dBm] | | | | |
| QPSK | 1 | 0 | 13.70 | 13.91 | 13.59 | 0 | 0 |
| | 1 | 36 | 13.81 | 13.98 | 13.63 | | 0 |
| | 1 | 74 | 13.81 | 13.89 | 13.51 | | 0 |
| | 36 | 0 | 14.01 | 14.04 | 13.89 | 0-1 | 0 |
| | 36 | 18 | 14.06 | 14.07 | 13.92 | | 0 |
| | 36 | 37 | 14.00 | 13.96 | 13.82 | | 0 |
| | 75 | 0 | 14.00 | 13.99 | 13.86 | | 0 |
| 16QAM | 1 | 0 | 13.88 | 13.94 | 13.92 | 0-1 | 0 |
| | 1 | 36 | 13.94 | 13.99 | 13.97 | | 0 |
| | 1 | 74 | 13.85 | 13.98 | 13.89 | | 0 |
| | 36 | 0 | 14.00 | 14.09 | 13.87 | 0-2 | 0 |
| | 36 | 18 | 14.09 | 14.14 | 13.93 | | 0 |
| | 36 | 37 | 14.03 | 14.05 | 13.83 | | 0 |
| | 75 | 0 | 14.04 | 13.99 | 13.87 | | 0 |
| 64QAM | 1 | 0 | 14.17 | 14.14 | 13.84 | 0-2 | 0 |
| | 1 | 36 | 14.30 | 14.23 | 13.91 | | 0 |
| | 1 | 74 | 14.22 | 14.12 | 13.81 | | 0 |
| | 36 | 0 | 13.95 | 14.06 | 13.87 | 0-3 | 0 |
| | 36 | 18 | 14.10 | 14.05 | 13.95 | | 0 |
| | 36 | 37 | 14.03 | 14.02 | 13.87 | | 0 |
| | 75 | 0 | 14.06 | 13.99 | 13.87 | | 0 |
| 256QAM | 1 | 0 | 13.96 | 14.22 | 13.70 | 0-5 | 0 |
| | 1 | 36 | 14.13 | 14.38 | 13.84 | | 0 |
| | 1 | 74 | 14.07 | 14.06 | 13.72 | | 0 |
| | 36 | 0 | 14.00 | 14.04 | 13.82 | | 0 |
| | 36 | 18 | 14.12 | 13.98 | 13.93 | | 0 |
| | 36 | 37 | 14.05 | 13.97 | 13.89 | | 0 |
| | 75 | 0 | 13.98 | 13.95 | 13.84 | | 0 |


© 2022 PCTEST.

## Table I-46
## LTE Band 25 Measured $P_{limit}$ Antenna 4 - 10 MHz Bandwidth

| LTE Band 25 (PCS) 10 MHz Bandwidth | | | | | | | |
|---|---|---|---|---|---|---|---|
| Modulation | RB Size | RB Offset | Low Channel 26090 (1855.0 MHz) | Mid Channel 26365 (1882.5 MHz) | High Channel 26640 (1910.0 MHz) | MPR Allowed per 3GPP [dB] | MPR [dB] |
| | | | Conducted Power [dBm] | | | | |
| QPSK | 1 | 0 | 13.66 | 13.95 | 13.61 | 0 | 0 |
| | 1 | 25 | 13.69 | 13.90 | 13.56 | | 0 |
| | 1 | 49 | 13.77 | 13.87 | 13.57 | | 0 |
| | 25 | 0 | 13.96 | 13.97 | 13.78 | 0-1 | 0 |
| | 25 | 12 | 14.01 | 14.02 | 13.79 | | 0 |
| | 25 | 25 | 13.99 | 13.98 | 13.79 | | 0 |
| | 50 | 0 | 13.98 | 13.97 | 13.83 | | 0 |
| 16QAM | 1 | 0 | 13.89 | 14.46 | 13.91 | 0-1 | 0 |
| | 1 | 25 | 13.92 | 14.39 | 13.87 | | 0 |
| | 1 | 49 | 13.89 | 14.30 | 13.84 | | 0 |
| | 25 | 0 | 13.94 | 14.02 | 13.77 | 0-2 | 0 |
| | 25 | 12 | 14.00 | 13.99 | 13.83 | | 0 |
| | 25 | 25 | 14.06 | 14.00 | 13.84 | | 0 |
| | 50 | 0 | 14.01 | 14.03 | 13.87 | | 0 |
| 64QAM | 1 | 0 | 14.30 | 14.10 | 13.78 | 0-2 | 0 |
| | 1 | 25 | 14.38 | 14.17 | 13.88 | | 0 |
| | 1 | 49 | 14.37 | 14.11 | 13.85 | | 0 |
| | 25 | 0 | 13.80 | 13.95 | 13.80 | 0-3 | 0 |
| | 25 | 12 | 13.92 | 13.94 | 13.95 | | 0 |
| | 25 | 25 | 13.95 | 13.99 | 13.94 | | 0 |
| | 50 | 0 | 14.01 | 13.92 | 13.83 | | 0 |
| 256QAM | 1 | 0 | 13.94 | 14.19 | 13.69 | 0-5 | 0 |
| | 1 | 25 | 14.03 | 14.20 | 13.86 | | 0 |
| | 1 | 49 | 14.06 | 14.18 | 13.87 | | 0 |
| | 25 | 0 | 13.98 | 13.91 | 13.76 | | 0 |
| | 25 | 12 | 14.06 | 13.98 | 13.82 | | 0 |
| | 25 | 25 | 14.10 | 13.99 | 13.82 | | 0 |
| | 50 | 0 | 13.92 | 13.92 | 13.84 | | 0 |

## Table I-47
## LTE Band 25 Measured $P_{limit}$ Antenna 4 - 5 MHz Bandwidth

| LTE Band 25 (PCS) 5 MHz Bandwidth | | | | | | | |
|---|---|---|---|---|---|---|---|
| Modulation | RB Size | RB Offset | Low Channel 26065 (1852.5 MHz) | Mid Channel 26365 (1882.5 MHz) | High Channel 26665 (1912.5 MHz) | MPR Allowed per 3GPP [dB] | MPR [dB] |
| | | | Conducted Power [dBm] | | | | |
| QPSK | 1 | 0 | 13.79 | 13.69 | 13.69 | 0 | 0 |
| | 1 | 12 | 13.77 | 13.75 | 13.74 | | 0 |
| | 1 | 24 | 13.79 | 13.72 | 13.79 | | 0 |
| | 12 | 0 | 13.84 | 13.90 | 13.72 | 0-1 | 0 |
| | 12 | 6 | 13.98 | 13.95 | 13.75 | | 0 |
| | 12 | 13 | 13.97 | 13.98 | 13.77 | | 0 |
| | 25 | 0 | 13.91 | 13.97 | 13.75 | | 0 |
| 16QAM | 1 | 0 | 13.89 | 14.15 | 14.10 | 0-1 | 0 |
| | 1 | 12 | 13.91 | 14.15 | 14.14 | | 0 |
| | 1 | 24 | 13.91 | 14.17 | 14.07 | | 0 |
| | 12 | 0 | 13.98 | 14.01 | 13.81 | 0-2 | 0 |
| | 12 | 6 | 14.00 | 14.14 | 13.91 | | 0 |
| | 12 | 13 | 14.07 | 14.12 | 13.90 | | 0 |
| | 25 | 0 | 14.03 | 13.85 | 13.76 | | 0 |
| 64QAM | 1 | 0 | 14.10 | 14.18 | 13.91 | 0-2 | 0 |
| | 1 | 12 | 14.19 | 14.28 | 13.97 | | 0 |
| | 1 | 24 | 14.19 | 14.16 | 14.07 | | 0 |
| | 12 | 0 | 13.90 | 13.91 | 13.70 | 0-3 | 0 |
| | 12 | 6 | 14.06 | 14.08 | 13.84 | | 0 |
| | 12 | 13 | 14.07 | 14.08 | 13.86 | | 0 |
| | 25 | 0 | 13.92 | 13.80 | 13.82 | | 0 |
| 256QAM | 1 | 0 | 14.15 | 14.18 | 14.37 | 0-5 | 0 |
| | 1 | 12 | 14.33 | 14.32 | 14.45 | | 0 |
| | 1 | 24 | 14.24 | 14.16 | 14.44 | | 0 |
| | 12 | 0 | 13.79 | 13.80 | 13.66 | | 0 |
| | 12 | 6 | 13.99 | 13.97 | 13.83 | | 0 |
| | 12 | 13 | 13.94 | 13.97 | 13.84 | | 0 |
| | 25 | 0 | 13.93 | 13.90 | 13.83 | | 0 |


© 2022 PCTEST.

## Table I-48
## LTE Band 25 Measured $P_{limit}$ Antenna 4 - 3 MHz Bandwidth

| LTE Band 25 (PCS) 3 MHz Bandwidth | | | | | | | |
|---|---|---|---|---|---|---|---|
| Modulation | RB Size | RB Offset | Low Channel 26055 (1851.5 MHz) | Mid Channel 26365 (1882.5 MHz) | High Channel 26675 (1913.5 MHz) | MPR Allowed per 3GPP [dB] | MPR [dB] |
| | | | Conducted Power [dBm] | | | | |
| QPSK | 1 | 0 | 13.67 | 13.83 | 13.68 | 0 | 0 |
| | 1 | 7 | 13.67 | 13.82 | 13.68 | | 0 |
| | 1 | 14 | 13.82 | 13.96 | 13.63 | | 0 |
| | 8 | 0 | 13.92 | 13.89 | 13.70 | 0-1 | 0 |
| | 8 | 4 | 13.95 | 13.93 | 13.80 | | 0 |
| | 8 | 7 | 14.01 | 14.02 | 13.81 | | 0 |
| | 15 | 0 | 13.97 | 13.93 | 13.79 | | 0 |
| 16QAM | 1 | 0 | 13.82 | 14.14 | 13.82 | 0-1 | 0 |
| | 1 | 7 | 13.97 | 14.27 | 13.94 | | 0 |
| | 1 | 14 | 13.87 | 14.21 | 13.91 | | 0 |
| | 8 | 0 | 13.92 | 13.87 | 13.80 | 0-2 | 0 |
| | 8 | 4 | 14.04 | 13.86 | 13.90 | | 0 |
| | 8 | 7 | 14.02 | 13.97 | 13.86 | | 0 |
| | 15 | 0 | 13.96 | 14.03 | 13.83 | | 0 |
| 64QAM | 1 | 0 | 14.05 | 14.00 | 13.83 | 0-2 | 0 |
| | 1 | 7 | 14.34 | 14.17 | 13.88 | | 0 |
| | 1 | 14 | 14.30 | 14.15 | 13.91 | | 0 |
| | 8 | 0 | 14.01 | 13.95 | 13.70 | 0-3 | 0 |
| | 8 | 4 | 14.02 | 14.15 | 13.81 | | 0 |
| | 8 | 7 | 14.08 | 14.11 | 13.79 | | 0 |
| | 15 | 0 | 13.96 | 13.98 | 13.92 | | 0 |
| 256QAM | 1 | 0 | 13.82 | 14.21 | 13.72 | 0-5 | 0 |
| | 1 | 7 | 13.96 | 14.34 | 13.84 | | 0 |
| | 1 | 14 | 14.06 | 14.14 | 13.87 | | 0 |
| | 8 | 0 | 14.02 | 13.82 | 13.83 | | 0 |
| | 8 | 4 | 14.04 | 13.98 | 13.85 | | 0 |
| | 8 | 7 | 14.09 | 13.99 | 13.94 | | 0 |
| | 15 | 0 | 13.89 | 13.88 | 13.88 | | 0 |

## Table I-49
## LTE Band 25 Measured $P_{limit}$ Antenna 4 - 1.4 MHz Bandwidth

| LTE Band 25 (PCS) 1.4 MHz Bandwidth | | | | | | | |
|---|---|---|---|---|---|---|---|
| Modulation | RB Size | RB Offset | Low Channel 26047 (1850.7 MHz) | Mid Channel 26365 (1882.5 MHz) | High Channel 26683 (1914.3 MHz) | MPR Allowed per 3GPP [dB] | MPR [dB] |
| | | | Conducted Power [dBm] | | | | |
| QPSK | 1 | 0 | 13.61 | 13.76 | 13.68 | 0 | 0 |
| | 1 | 2 | 13.69 | 13.88 | 13.83 | | 0 |
| | 1 | 5 | 13.70 | 13.88 | 13.75 | | 0 |
| | 3 | 0 | 13.65 | 13.83 | 13.73 | | 0 |
| | 3 | 2 | 13.80 | 13.91 | 13.70 | | 0 |
| | 3 | 3 | 13.75 | 13.87 | 13.58 | | 0 |
| | 6 | 0 | 13.99 | 13.86 | 13.71 | 0-1 | 0 |
| 16QAM | 1 | 0 | 13.85 | 14.06 | 13.94 | 0-1 | 0 |
| | 1 | 2 | 13.93 | 14.25 | 14.03 | | 0 |
| | 1 | 5 | 13.90 | 14.18 | 14.03 | | 0 |
| | 3 | 0 | 13.89 | 14.13 | 13.84 | | 0 |
| | 3 | 2 | 13.99 | 14.20 | 13.96 | | 0 |
| | 3 | 3 | 13.93 | 14.22 | 13.88 | | 0 |
| | 6 | 0 | 14.08 | 13.85 | 13.72 | 0-2 | 0 |
| 64QAM | 1 | 0 | 14.08 | 14.15 | 14.13 | 0-2 | 0 |
| | 1 | 2 | 14.19 | 14.25 | 14.29 | | 0 |
| | 1 | 5 | 14.10 | 14.23 | 14.17 | | 0 |
| | 3 | 0 | 13.87 | 14.01 | 13.86 | | 0 |
| | 3 | 2 | 13.98 | 14.05 | 14.00 | | 0 |
| | 3 | 3 | 13.92 | 14.01 | 13.93 | | 0 |
| | 6 | 0 | 13.73 | 13.82 | 13.77 | 0-3 | 0 |
| 256QAM | 1 | 0 | 13.86 | 14.29 | 13.89 | 0-5 | 0 |
| | 1 | 2 | 13.98 | 14.36 | 14.04 | | 0 |
| | 1 | 5 | 13.95 | 14.08 | 14.01 | | 0 |
| | 3 | 0 | 13.92 | 13.67 | 13.73 | | 0 |
| | 3 | 2 | 13.98 | 13.83 | 13.85 | | 0 |
| | 3 | 3 | 14.00 | 13.72 | 13.82 | | 0 |
| | 6 | 0 | 13.89 | 14.14 | 13.72 | | 0 |


© 2022 PCTEST.

## Table I-50
## LTE Band 25 Measured $P_{limit}$ Antenna 3a - 15 MHz Bandwidth

| LTE Band 25 (PCS) 15 MHz Bandwidth | | | | | | | |
|---|---|---|---|---|---|---|---|
| Modulation | RB Size | RB Offset | Low Channel 26115 (1857.5 MHz) | Mid Channel 26365 (1882.5 MHz) | High Channel 26615 (1907.5 MHz) | MPR Allowed per 3GPP [dB] | MPR [dB] |
| | | | Conducted Power [dBm] | | | | |
| QPSK | 1 | 0 | 12.21 | 12.04 | 11.90 | 0 | 0 |
| | 1 | 36 | 12.26 | 12.13 | 11.95 | | 0 |
| | 1 | 74 | 12.21 | 12.03 | 11.88 | | 0 |
| | 36 | 0 | 12.31 | 12.26 | 12.13 | 0-1 | 0 |
| | 36 | 18 | 12.23 | 12.25 | 12.15 | | 0 |
| | 36 | 37 | 12.18 | 12.22 | 12.10 | | 0 |
| | 75 | 0 | 12.19 | 12.22 | 12.07 | | 0 |
| 16QAM | 1 | 0 | 12.22 | 12.66 | 12.20 | 0-1 | 0 |
| | 1 | 36 | 12.34 | 12.72 | 12.21 | | 0 |
| | 1 | 74 | 12.25 | 12.63 | 12.24 | | 0 |
| | 36 | 0 | 12.28 | 12.24 | 12.14 | 0-2 | 0 |
| | 36 | 18 | 12.24 | 12.29 | 12.22 | | 0 |
| | 36 | 37 | 12.18 | 12.19 | 12.13 | | 0 |
| | 75 | 0 | 12.20 | 12.22 | 12.10 | | 0 |
| 64QAM | 1 | 0 | 12.78 | 12.23 | 12.12 | 0-2 | 0 |
| | 1 | 36 | 12.86 | 12.25 | 12.17 | | 0 |
| | 1 | 74 | 12.70 | 12.15 | 12.04 | | 0 |
| | 36 | 0 | 12.56 | 12.55 | 12.39 | 0-3 | 0 |
| | 36 | 18 | 12.48 | 12.59 | 12.41 | | 0 |
| | 36 | 37 | 12.41 | 12.50 | 12.30 | | 0 |
| | 75 | 0 | 12.42 | 12.47 | 12.28 | | 0 |
| 256QAM | 1 | 0 | 12.60 | 12.40 | 12.73 | 0-5 | 0 |
| | 1 | 36 | 12.72 | 12.43 | 12.80 | | 0 |
| | 1 | 74 | 12.54 | 12.37 | 12.66 | | 0 |
| | 36 | 0 | 12.51 | 12.44 | 12.32 | | 0 |
| | 36 | 18 | 12.48 | 12.47 | 12.35 | | 0 |
| | 36 | 37 | 12.43 | 12.38 | 12.20 | | 0 |
| | 75 | 0 | 12.42 | 12.43 | 12.34 | | 0 |

## Table I-51
## LTE Band 25 Measured $P_{limit}$ Antenna 3a - 10 MHz Bandwidth

| LTE Band 25 (PCS) 10 MHz Bandwidth | | | | | | | |
|---|---|---|---|---|---|---|---|
| Modulation | RB Size | RB Offset | Low Channel 26090 (1855.0 MHz) | Mid Channel 26365 (1882.5 MHz) | High Channel 26640 (1910.0 MHz) | MPR Allowed per 3GPP [dB] | MPR [dB] |
| | | | Conducted Power [dBm] | | | | |
| QPSK | 1 | 0 | 12.06 | 12.10 | 11.87 | 0 | 0 |
| | 1 | 25 | 12.05 | 12.03 | 11.89 | | 0 |
| | 1 | 49 | 12.09 | 12.00 | 11.90 | | 0 |
| | 25 | 0 | 12.28 | 12.22 | 12.05 | 0-1 | 0 |
| | 25 | 12 | 12.31 | 12.22 | 12.05 | | 0 |
| | 25 | 25 | 12.21 | 12.21 | 12.07 | | 0 |
| | 50 | 0 | 12.29 | 12.23 | 12.10 | | 0 |
| 16QAM | 1 | 0 | 12.30 | 12.65 | 12.20 | 0-1 | 0 |
| | 1 | 25 | 12.27 | 12.66 | 12.25 | | 0 |
| | 1 | 49 | 12.26 | 12.60 | 12.24 | | 0 |
| | 25 | 0 | 12.31 | 12.28 | 12.18 | 0-2 | 0 |
| | 25 | 12 | 12.40 | 12.30 | 12.21 | | 0 |
| | 25 | 25 | 12.29 | 12.31 | 12.21 | | 0 |
| | 50 | 0 | 12.31 | 12.23 | 12.08 | | 0 |
| 64QAM | 1 | 0 | 12.64 | 12.20 | 12.07 | 0-2 | 0 |
| | 1 | 25 | 12.65 | 12.22 | 12.12 | | 0 |
| | 1 | 49 | 12.59 | 12.18 | 12.12 | | 0 |
| | 25 | 0 | 12.49 | 12.45 | 12.28 | 0-3 | 0 |
| | 25 | 12 | 12.56 | 12.45 | 12.30 | | 0 |
| | 25 | 25 | 12.51 | 12.48 | 12.28 | | 0 |
| | 50 | 0 | 12.51 | 12.44 | 12.28 | | 0 |
| 256QAM | 1 | 0 | 12.18 | 12.43 | 12.80 | 0-5 | 0 |
| | 1 | 25 | 12.15 | 12.39 | 12.79 | | 0 |
| | 1 | 49 | 12.19 | 12.29 | 12.71 | | 0 |
| | 25 | 0 | 12.49 | 12.38 | 12.30 | | 0 |
| | 25 | 12 | 12.56 | 12.42 | 12.37 | | 0 |
| | 25 | 25 | 12.49 | 12.39 | 12.27 | | 0 |
| | 50 | 0 | 12.50 | 12.38 | 12.30 | | 0 |


© 2022 PCTEST.

## Table I-52
## LTE Band 25 Measured $P_{limit}$ Antenna 3a - 5 MHz Bandwidth

| LTE Band 25 (PCS) 5 MHz Bandwidth | | | | | | | |
|---|---|---|---|---|---|---|---|
| Modulation | RB Size | RB Offset | Low Channel 26065 (1852.5 MHz) | Mid Channel 26365 (1882.5 MHz) | High Channel 26665 (1912.5 MHz) | MPR Allowed per 3GPP [dB] | MPR [dB] |
| | | | Conducted Power [dBm] | | | | |
| QPSK | 1 | 0 | 12.13 | 12.08 | 11.80 | 0 | 0 |
| | 1 | 12 | 12.19 | 12.16 | 11.87 | | 0 |
| | 1 | 24 | 12.16 | 12.13 | 11.89 | | 0 |
| | 12 | 0 | 12.20 | 12.13 | 11.95 | 0-1 | 0 |
| | 12 | 6 | 12.19 | 12.15 | 12.05 | | 0 |
| | 12 | 13 | 12.24 | 12.16 | 12.05 | | 0 |
| | 25 | 0 | 12.14 | 12.15 | 12.03 | | 0 |
| 16QAM | 1 | 0 | 12.33 | 12.43 | 12.17 | 0-1 | 0 |
| | 1 | 12 | 12.34 | 12.53 | 12.25 | | 0 |
| | 1 | 24 | 12.33 | 12.50 | 12.18 | | 0 |
| | 12 | 0 | 12.22 | 12.31 | 11.99 | 0-2 | 0 |
| | 12 | 6 | 12.25 | 12.40 | 12.10 | | 0 |
| | 12 | 13 | 12.23 | 12.37 | 12.14 | | 0 |
| | 25 | 0 | 12.17 | 12.14 | 12.10 | | 0 |
| 64QAM | 1 | 0 | 12.75 | 12.01 | 12.25 | 0-2 | 0 |
| | 1 | 12 | 12.88 | 12.10 | 12.33 | | 0 |
| | 1 | 24 | 12.72 | 11.96 | 12.20 | | 0 |
| | 12 | 0 | 12.53 | 12.36 | 12.19 | 0-3 | 0 |
| | 12 | 6 | 12.50 | 12.45 | 12.21 | | 0 |
| | 12 | 13 | 12.52 | 12.47 | 12.32 | | 0 |
| | 25 | 0 | 12.37 | 12.39 | 12.24 | | 0 |
| 256QAM | 1 | 0 | 12.56 | 12.49 | 12.22 | 0-5 | 0 |
| | 1 | 12 | 12.65 | 12.54 | 12.38 | | 0 |
| | 1 | 24 | 12.54 | 12.41 | 12.23 | | 0 |
| | 12 | 0 | 12.48 | 12.36 | 12.30 | | 0 |
| | 12 | 6 | 12.50 | 12.45 | 12.37 | | 0 |
| | 12 | 13 | 12.48 | 12.43 | 12.37 | | 0 |
| | 25 | 0 | 12.34 | 12.38 | 12.26 | | 0 |

## Table I-53
## LTE Band 25 Measured $P_{limit}$ Antenna 3a - 3 MHz Bandwidth

| LTE Band 25 (PCS) 3 MHz Bandwidth | | | | | | | |
|---|---|---|---|---|---|---|---|
| Modulation | RB Size | RB Offset | Low Channel 26055 (1851.5 MHz) | Mid Channel 26365 (1882.5 MHz) | High Channel 26675 (1913.5 MHz) | MPR Allowed per 3GPP [dB] | MPR [dB] |
| | | | Conducted Power [dBm] | | | | |
| QPSK | 1 | 0 | 12.02 | 11.97 | 11.85 | 0 | 0 |
| | 1 | 7 | 12.04 | 11.97 | 11.76 | | 0 |
| | 1 | 14 | 12.12 | 12.11 | 11.98 | | 0 |
| | 8 | 0 | 12.16 | 12.07 | 11.97 | 0-1 | 0 |
| | 8 | 4 | 12.23 | 12.14 | 12.12 | | 0 |
| | 8 | 7 | 12.29 | 12.19 | 12.07 | | 0 |
| | 15 | 0 | 12.26 | 12.15 | 12.05 | | 0 |
| 16QAM | 1 | 0 | 12.74 | 12.28 | 12.08 | 0-1 | 0 |
| | 1 | 7 | 12.84 | 12.38 | 12.06 | | 0 |
| | 1 | 14 | 12.83 | 12.37 | 12.14 | | 0 |
| | 8 | 0 | 12.33 | 12.25 | 12.04 | 0-2 | 0 |
| | 8 | 4 | 12.40 | 12.24 | 12.06 | | 0 |
| | 8 | 7 | 12.46 | 12.31 | 12.13 | | 0 |
| | 15 | 0 | 12.32 | 12.24 | 11.99 | | 0 |
| 64QAM | 1 | 0 | 12.50 | 12.03 | 12.03 | 0-2 | 0 |
| | 1 | 7 | 12.67 | 12.26 | 12.15 | | 0 |
| | 1 | 14 | 12.63 | 12.22 | 12.17 | | 0 |
| | 8 | 0 | 12.38 | 12.33 | 12.14 | 0-3 | 0 |
| | 8 | 4 | 12.49 | 12.36 | 12.31 | | 0 |
| | 8 | 7 | 12.51 | 12.43 | 12.30 | | 0 |
| | 15 | 0 | 12.53 | 12.47 | 12.18 | | 0 |
| 256QAM | 1 | 0 | 12.06 | 12.40 | 12.73 | 0-5 | 0 |
| | 1 | 7 | 12.20 | 12.38 | 12.21 | | 0 |
| | 1 | 14 | 12.21 | 12.50 | 12.71 | | 0 |
| | 8 | 0 | 12.50 | 12.32 | 12.31 | | 0 |
| | 8 | 4 | 12.56 | 12.32 | 12.28 | | 0 |
| | 8 | 7 | 12.65 | 12.42 | 12.39 | | 0 |
| | 15 | 0 | 12.52 | 12.47 | 12.23 | | 0 |


© 2022 PCTEST.

## Table I-54
## LTE Band 25 Measured $P_{limit}$ Antenna 3a - 1.4 MHz Bandwidth

| LTE Band 25 (PCS) 1.4 MHz Bandwidth | | | | | | | |
|---|---|---|---|---|---|---|---|
| Modulation | RB Size | RB Offset | Low Channel 26047 (1850.7 MHz) | Mid Channel 26365 (1882.5 MHz) | High Channel 26683 (1914.3 MHz) | MPR Allowed per 3GPP [dB] | MPR [dB] |
| | | | Conducted Power [dBm] | | | | |
| QPSK | 1 | 0 | 12.03 | 12.06 | 11.80 | 0 | 0 |
| | 1 | 2 | 12.09 | 12.25 | 11.91 | | 0 |
| | 1 | 5 | 12.12 | 12.15 | 11.89 | | 0 |
| | 3 | 0 | 12.19 | 12.00 | 11.89 | | 0 |
| | 3 | 2 | 12.15 | 12.08 | 11.95 | | 0 |
| | 3 | 3 | 12.08 | 12.02 | 11.87 | | 0 |
| | 6 | 0 | 12.20 | 12.05 | 12.00 | 0-1 | 0 |
| 16QAM | 1 | 0 | 12.31 | 12.15 | 12.13 | 0-1 | 0 |
| | 1 | 2 | 12.37 | 12.24 | 12.21 | | 0 |
| | 1 | 5 | 12.42 | 12.18 | 12.25 | | 0 |
| | 3 | 0 | 12.33 | 12.21 | 11.94 | | 0 |
| | 3 | 2 | 12.41 | 12.28 | 12.02 | | 0 |
| | 3 | 3 | 12.39 | 12.25 | 12.00 | | 0 |
| | 6 | 0 | 12.33 | 11.99 | 11.91 | 0-2 | 0 |
| 64QAM | 1 | 0 | 12.05 | 12.57 | 12.37 | 0-2 | 0 |
| | 1 | 2 | 12.21 | 12.70 | 12.47 | | 0 |
| | 1 | 5 | 12.08 | 12.62 | 12.40 | | 0 |
| | 3 | 0 | 12.51 | 12.47 | 12.40 | | 0 |
| | 3 | 2 | 12.63 | 12.54 | 12.49 | | 0 |
| | 3 | 3 | 12.53 | 12.50 | 12.46 | | 0 |
| | 6 | 0 | 12.34 | 12.18 | 12.23 | 0-3 | 0 |
| 256QAM | 1 | 0 | 12.33 | 12.29 | 12.00 | 0-5 | 0 |
| | 1 | 2 | 12.53 | 12.42 | 11.93 | | 0 |
| | 1 | 5 | 12.46 | 12.34 | 11.91 | | 0 |
| | 3 | 0 | 12.46 | 12.40 | 12.13 | | 0 |
| | 3 | 2 | 12.53 | 12.52 | 12.24 | | 0 |
| | 3 | 3 | 12.43 | 12.44 | 12.17 | | 0 |
| | 6 | 0 | 12.30 | 12.40 | 12.25 | | 0 |

## Table I-55
## LTE Band 25 Measured $P_{limit}$ Antenna 2a - 15 MHz Bandwidth

| LTE Band 25 (PCS) 15 MHz Bandwidth | | | | | | | |
|---|---|---|---|---|---|---|---|
| Modulation | RB Size | RB Offset | Low Channel 26115 (1857.5 MHz) | Mid Channel 26365 (1882.5 MHz) | High Channel 26615 (1907.5 MHz) | MPR Allowed per 3GPP [dB] | MPR [dB] |
| | | | Conducted Power [dBm] | | | | |
| QPSK | 1 | 0 | 12.77 | 12.85 | 12.78 | 0 | 0 |
| | 1 | 36 | 12.83 | 12.86 | 12.81 | | 0 |
| | 1 | 74 | 12.77 | 12.86 | 12.83 | | 0 |
| | 36 | 0 | 12.86 | 12.84 | 12.80 | 0-1 | 0 |
| | 36 | 18 | 12.90 | 12.86 | 12.81 | | 0 |
| | 36 | 37 | 12.77 | 12.86 | 12.85 | | 0 |
| | 75 | 0 | 12.81 | 12.82 | 12.85 | | 0 |
| 16QAM | 1 | 0 | 13.05 | 12.87 | 13.10 | 0-1 | 0 |
| | 1 | 36 | 13.13 | 12.84 | 13.22 | | 0 |
| | 1 | 74 | 13.11 | 12.87 | 13.11 | | 0 |
| | 36 | 0 | 12.86 | 12.85 | 12.82 | 0-2 | 0 |
| | 36 | 18 | 12.90 | 12.85 | 12.88 | | 0 |
| | 36 | 37 | 12.68 | 12.85 | 12.87 | | 0 |
| | 75 | 0 | 12.81 | 12.86 | 12.85 | | 0 |
| 64QAM | 1 | 0 | 13.35 | 12.84 | 12.61 | 0-2 | 0 |
| | 1 | 36 | 13.35 | 12.83 | 12.70 | | 0 |
| | 1 | 74 | 13.35 | 12.82 | 12.71 | | 0 |
| | 36 | 0 | 12.86 | 12.85 | 12.83 | 0-3 | 0 |
| | 36 | 18 | 12.92 | 12.85 | 12.85 | | 0 |
| | 36 | 37 | 12.81 | 12.85 | 12.91 | | 0 |
| | 75 | 0 | 12.83 | 12.85 | 12.89 | | 0 |
| 256QAM | 1 | 0 | 12.68 | 13.21 | 12.94 | 0-5 | 0 |
| | 1 | 36 | 12.87 | 13.35 | 13.07 | | 0 |
| | 1 | 74 | 12.83 | 13.35 | 13.02 | | 0 |
| | 36 | 0 | 12.74 | 12.87 | 12.84 | | 0 |
| | 36 | 18 | 12.87 | 12.86 | 12.96 | | 0 |
| | 36 | 37 | 12.80 | 12.92 | 12.88 | | 0 |
| | 75 | 0 | 12.82 | 12.88 | 12.93 | | 0 |


© 2022 PCTEST.

## Table I-56
## LTE Band 25 Measured $P_{limit}$ Antenna 2a - 10 MHz Bandwidth

| LTE Band 25 (PCS) 10 MHz Bandwidth | | | | | | | |
|---|---|---|---|---|---|---|---|
| Modulation | RB Size | RB Offset | Low Channel 26090 (1855.0 MHz) | Mid Channel 26365 (1882.5 MHz) | High Channel 26640 (1910.0 MHz) | MPR Allowed per 3GPP [dB] | MPR [dB] |
| | | | Conducted Power [dBm] | | | | |
| QPSK | 1 | 0 | 12.55 | 12.90 | 12.67 | 0 | 0 |
| | 1 | 25 | 12.54 | 12.87 | 12.68 | | 0 |
| | 1 | 49 | 12.62 | 12.89 | 12.75 | | 0 |
| | 25 | 0 | 12.80 | 12.90 | 12.75 | 0-1 | 0 |
| | 25 | 12 | 12.82 | 12.89 | 12.86 | | 0 |
| | 25 | 25 | 12.83 | 12.89 | 12.85 | | 0 |
| | 50 | 0 | 12.79 | 12.89 | 12.87 | | 0 |
| 16QAM | 1 | 0 | 13.15 | 12.90 | 13.25 | 0-1 | 0 |
| | 1 | 25 | 13.10 | 12.89 | 13.25 | | 0 |
| | 1 | 49 | 13.11 | 12.89 | 13.31 | | 0 |
| | 25 | 0 | 12.86 | 12.90 | 12.78 | 0-2 | 0 |
| | 25 | 12 | 12.93 | 12.90 | 12.98 | | 0 |
| | 25 | 25 | 12.93 | 12.90 | 12.94 | | 0 |
| | 50 | 0 | 12.78 | 12.88 | 12.87 | | 0 |
| 64QAM | 1 | 0 | 12.85 | 12.90 | 12.65 | 0-2 | 0 |
| | 1 | 25 | 12.96 | 12.89 | 12.70 | | 0 |
| | 1 | 49 | 12.94 | 12.90 | 12.73 | | 0 |
| | 25 | 0 | 12.85 | 12.90 | 12.79 | 0-3 | 0 |
| | 25 | 12 | 12.93 | 12.88 | 12.96 | | 0 |
| | 25 | 25 | 12.94 | 12.89 | 12.94 | | 0 |
| | 50 | 0 | 12.86 | 12.90 | 12.91 | | 0 |
| 256QAM | 1 | 0 | 12.80 | 12.76 | 12.53 | 0-5 | 0 |
| | 1 | 25 | 12.94 | 12.90 | 12.62 | | 0 |
| | 1 | 49 | 13.06 | 12.90 | 12.64 | | 0 |
| | 25 | 0 | 12.88 | 12.83 | 12.83 | | 0 |
| | 25 | 12 | 12.93 | 12.84 | 12.97 | | 0 |
| | 25 | 25 | 12.93 | 12.96 | 12.96 | | 0 |
| | 50 | 0 | 12.87 | 12.90 | 12.95 | | 0 |

## Table I-57
## LTE Band 25 Measured $P_{limit}$ Antenna 2a - 5 MHz Bandwidth

| LTE Band 25 (PCS) 5 MHz Bandwidth | | | | | | | |
|---|---|---|---|---|---|---|---|
| Modulation | RB Size | RB Offset | Low Channel 26065 (1852.5 MHz) | Mid Channel 26365 (1882.5 MHz) | High Channel 26665 (1912.5 MHz) | MPR Allowed per 3GPP [dB] | MPR [dB] |
| | | | Conducted Power [dBm] | | | | |
| QPSK | 1 | 0 | 12.68 | 12.93 | 12.88 | 0 | 0 |
| | 1 | 12 | 12.68 | 12.91 | 12.86 | | 0 |
| | 1 | 24 | 12.75 | 12.89 | 12.88 | | 0 |
| | 12 | 0 | 12.75 | 12.91 | 12.90 | 0-1 | 0 |
| | 12 | 6 | 12.81 | 12.96 | 12.88 | | 0 |
| | 12 | 13 | 12.71 | 12.98 | 12.86 | | 0 |
| | 25 | 0 | 12.71 | 12.95 | 12.87 | | 0 |
| 16QAM | 1 | 0 | 12.81 | 12.91 | 12.88 | 0-1 | 0 |
| | 1 | 12 | 12.89 | 12.89 | 12.87 | | 0 |
| | 1 | 24 | 12.84 | 12.96 | 12.88 | | 0 |
| | 12 | 0 | 12.66 | 12.95 | 12.88 | 0-2 | 0 |
| | 12 | 6 | 12.79 | 12.95 | 12.88 | | 0 |
| | 12 | 13 | 12.69 | 12.89 | 12.91 | | 0 |
| | 25 | 0 | 12.65 | 12.89 | 12.89 | | 0 |
| 64QAM | 1 | 0 | 13.35 | 12.91 | 12.88 | 0-2 | 0 |
| | 1 | 12 | 13.35 | 12.88 | 12.89 | | 0 |
| | 1 | 24 | 13.32 | 12.88 | 12.91 | | 0 |
| | 12 | 0 | 12.84 | 12.93 | 12.89 | 0-3 | 0 |
| | 12 | 6 | 12.92 | 12.91 | 12.86 | | 0 |
| | 12 | 13 | 12.86 | 12.91 | 12.89 | | 0 |
| | 25 | 0 | 12.68 | 12.93 | 12.88 | | 0 |
| 256QAM | 1 | 0 | 12.73 | 12.80 | 12.87 | 0-5 | 0 |
| | 1 | 12 | 12.93 | 13.09 | 12.94 | | 0 |
| | 1 | 24 | 12.93 | 12.82 | 12.97 | | 0 |
| | 12 | 0 | 12.83 | 12.78 | 12.73 | | 0 |
| | 12 | 6 | 12.91 | 12.85 | 12.90 | | 0 |
| | 12 | 13 | 12.92 | 12.96 | 12.89 | | 0 |
| | 25 | 0 | 12.79 | 12.78 | 12.89 | | 0 |


© 2022 PCTEST.

## Table I-58
## LTE Band 25 Measured $P_{limit}$ Antenna 2a - 3 MHz Bandwidth

| LTE Band 25 (PCS) 3 MHz Bandwidth | | | | | | | |
|---|---|---|---|---|---|---|---|
| Modulation | RB Size | RB Offset | Low Channel 26055 (1851.5 MHz) | Mid Channel 26365 (1882.5 MHz) | High Channel 26675 (1913.5 MHz) | MPR Allowed per 3GPP [dB] | MPR [dB] |
| | | | Conducted Power [dBm] | | | | |
| QPSK | 1 | 0 | 12.93 | 12.67 | 12.82 | 0 | 0 |
| | 1 | 7 | 12.94 | 12.61 | 12.78 | | 0 |
| | 1 | 14 | 12.94 | 12.64 | 12.85 | | 0 |
| | 8 | 0 | 12.93 | 12.62 | 12.84 | 0-1 | 0 |
| | 8 | 4 | 12.93 | 12.65 | 12.81 | | 0 |
| | 8 | 7 | 12.93 | 12.61 | 12.81 | | 0 |
| | 15 | 0 | 12.94 | 12.64 | 12.84 | | 0 |
| 16QAM | 1 | 0 | 12.92 | 12.61 | 12.84 | 0-1 | 0 |
| | 1 | 7 | 12.95 | 12.65 | 12.80 | | 0 |
| | 1 | 14 | 12.92 | 12.66 | 12.84 | | 0 |
| | 8 | 0 | 12.92 | 12.65 | 12.82 | 0-2 | 0 |
| | 8 | 4 | 12.91 | 12.63 | 12.85 | | 0 |
| | 8 | 7 | 12.97 | 12.65 | 12.80 | | 0 |
| | 15 | 0 | 12.93 | 12.66 | 12.82 | | 0 |
| 64QAM | 1 | 0 | 12.93 | 12.62 | 12.84 | 0-2 | 0 |
| | 1 | 7 | 12.92 | 12.64 | 12.84 | | 0 |
| | 1 | 14 | 12.93 | 12.66 | 12.81 | | 0 |
| | 8 | 0 | 12.94 | 12.66 | 12.82 | 0-3 | 0 |
| | 8 | 4 | 12.95 | 12.63 | 12.83 | | 0 |
| | 8 | 7 | 12.96 | 12.64 | 12.82 | | 0 |
| | 15 | 0 | 12.93 | 12.66 | 12.82 | | 0 |
| 256QAM | 1 | 0 | 12.40 | 12.71 | 12.73 | 0-5 | 0 |
| | 1 | 7 | 12.51 | 12.81 | 12.84 | | 0 |
| | 1 | 14 | 12.58 | 12.94 | 12.92 | | 0 |
| | 8 | 0 | 12.84 | 12.69 | 12.84 | | 0 |
| | 8 | 4 | 12.89 | 12.73 | 12.81 | | 0 |
| | 8 | 7 | 12.89 | 12.84 | 13.05 | | 0 |
| | 15 | 0 | 12.85 | 12.81 | 12.76 | | 0 |

## Table I-59
## LTE Band 25 Measured $P_{limit}$ Antenna 2a - 1.4 MHz Bandwidth

| LTE Band 25 (PCS) 1.4 MHz Bandwidth | | | | | | | |
|---|---|---|---|---|---|---|---|
| Modulation | RB Size | RB Offset | Low Channel 26047 (1850.7 MHz) | Mid Channel 26365 (1882.5 MHz) | High Channel 26683 (1914.3 MHz) | MPR Allowed per 3GPP [dB] | MPR [dB] |
| | | | Conducted Power [dBm] | | | | |
| QPSK | 1 | 0 | 12.48 | 12.70 | 13.05 | 0 | 0 |
| | 1 | 2 | 12.60 | 12.70 | 13.05 | | 0 |
| | 1 | 5 | 12.57 | 12.70 | 13.05 | | 0 |
| | 3 | 0 | 12.69 | 12.71 | 13.04 | | 0 |
| | 3 | 2 | 12.70 | 12.69 | 13.06 | | 0 |
| | 3 | 3 | 12.72 | 12.71 | 13.04 | | 0 |
| | 6 | 0 | 12.70 | 12.69 | 13.05 | 0-1 | 0 |
| 16QAM | 1 | 0 | 12.87 | 12.70 | 13.02 | 0-1 | 0 |
| | 1 | 2 | 12.91 | 12.71 | 13.06 | | 0 |
| | 1 | 5 | 12.96 | 12.69 | 13.05 | | 0 |
| | 3 | 0 | 12.69 | 12.70 | 13.06 | | 0 |
| | 3 | 2 | 12.69 | 12.69 | 13.05 | | 0 |
| | 3 | 3 | 12.70 | 12.70 | 13.04 | | 0 |
| | 6 | 0 | 12.66 | 12.72 | 13.04 | 0-2 | 0 |
| 64QAM | 1 | 0 | 12.99 | 12.70 | 12.89 | 0-2 | 0 |
| | 1 | 2 | 13.05 | 12.73 | 12.99 | | 0 |
| | 1 | 5 | 13.07 | 12.69 | 13.03 | | 0 |
| | 3 | 0 | 12.93 | 12.69 | 13.03 | | 0 |
| | 3 | 2 | 13.03 | 12.72 | 13.05 | | 0 |
| | 3 | 3 | 13.00 | 12.72 | 13.07 | | 0 |
| | 6 | 0 | 12.77 | 12.72 | 13.05 | 0-3 | 0 |
| 256QAM | 1 | 0 | 12.67 | 12.75 | 12.62 | 0-5 | 0 |
| | 1 | 2 | 12.77 | 12.85 | 12.74 | | 0 |
| | 1 | 5 | 12.79 | 12.84 | 12.81 | | 0 |
| | 3 | 0 | 12.70 | 12.95 | 12.91 | | 0 |
| | 3 | 2 | 12.77 | 12.96 | 12.91 | | 0 |
| | 3 | 3 | 12.66 | 12.96 | 12.92 | | 0 |
| | 6 | 0 | 12.78 | 12.73 | 12.79 | | 0 |


© 2022 PCTEST.

## Table I-60
## LTE Band 25 Measured $P_{limit}$ Antenna 1a - 15 MHz Bandwidth

| LTE Band 25 (PCS) 15 MHz Bandwidth | | | | | | | |
|---|---|---|---|---|---|---|---|
| Modulation | RB Size | RB Offset | Low Channel 26115 (1857.5 MHz) | Mid Channel 26365 (1882.5 MHz) | High Channel 26615 (1907.5 MHz) | MPR Allowed per 3GPP [dB] | MPR [dB] |
| | | | Conducted Power [dBm] | | | | |
| QPSK | 1 | 0 | 12.92 | 12.95 | 13.00 | 0 | 0 |
| | 1 | 36 | 13.06 | 13.10 | 13.07 | | 0 |
| | 1 | 74 | 13.05 | 13.07 | 13.04 | | 0 |
| | 36 | 0 | 13.05 | 13.18 | 13.26 | 0-1 | 0 |
| | 36 | 18 | 13.06 | 13.24 | 13.26 | | 0 |
| | 36 | 37 | 13.01 | 13.17 | 13.23 | | 0 |
| | 75 | 0 | 13.04 | 13.15 | 13.17 | | 0 |
| 16QAM | 1 | 0 | 12.93 | 13.10 | 13.36 | 0-1 | 0 |
| | 1 | 36 | 13.06 | 13.09 | 13.44 | | 0 |
| | 1 | 74 | 13.06 | 13.12 | 13.36 | | 0 |
| | 36 | 0 | 12.76 | 12.95 | 12.97 | 0-2 | 0 |
| | 36 | 18 | 12.85 | 12.95 | 12.96 | | 0 |
| | 36 | 37 | 12.82 | 12.98 | 12.89 | | 0 |
| | 75 | 0 | 12.73 | 12.96 | 12.90 | | 0 |
| 64QAM | 1 | 0 | 13.15 | 12.95 | 12.71 | 0-2 | 0 |
| | 1 | 36 | 13.30 | 12.93 | 12.79 | | 0 |
| | 1 | 74 | 13.28 | 12.95 | 12.80 | | 0 |
| | 36 | 0 | 12.80 | 12.96 | 13.03 | 0-3 | 0 |
| | 36 | 18 | 12.83 | 12.96 | 13.02 | | 0 |
| | 36 | 37 | 12.82 | 12.94 | 12.98 | | 0 |
| | 75 | 0 | 12.80 | 12.94 | 12.91 | | 0 |
| 256QAM | 1 | 0 | 12.78 | 12.76 | 13.36 | 0-5 | 0 |
| | 1 | 36 | 12.95 | 12.91 | 13.45 | | 0 |
| | 1 | 74 | 12.91 | 12.95 | 13.47 | | 0 |
| | 36 | 0 | 12.76 | 12.83 | 12.96 | | 0 |
| | 36 | 18 | 12.84 | 12.86 | 12.95 | | 0 |
| | 36 | 37 | 12.84 | 12.89 | 12.96 | | 0 |
| | 75 | 0 | 12.81 | 12.84 | 12.91 | | 0 |

## Table I-61
## LTE Band 25 Measured $P_{limit}$ Antenna 1a - 10 MHz Bandwidth

| LTE Band 25 (PCS) 10 MHz Bandwidth | | | | | | | |
|---|---|---|---|---|---|---|---|
| Modulation | RB Size | RB Offset | Low Channel 26090 (1855.0 MHz) | Mid Channel 26365 (1882.5 MHz) | High Channel 26640 (1910.0 MHz) | MPR Allowed per 3GPP [dB] | MPR [dB] |
| | | | Conducted Power [dBm] | | | | |
| QPSK | 1 | 0 | 12.72 | 12.92 | 12.98 | 0 | 0 |
| | 1 | 25 | 12.71 | 12.94 | 12.91 | | 0 |
| | 1 | 49 | 12.80 | 13.01 | 12.99 | | 0 |
| | 25 | 0 | 12.95 | 13.13 | 13.03 | 0-1 | 0 |
| | 25 | 12 | 12.99 | 13.14 | 13.04 | | 0 |
| | 25 | 25 | 13.00 | 13.15 | 13.12 | | 0 |
| | 50 | 0 | 12.98 | 13.16 | 13.07 | | 0 |
| 16QAM | 1 | 0 | 12.96 | 13.09 | 13.31 | 0-1 | 0 |
| | 1 | 25 | 12.98 | 13.06 | 13.25 | | 0 |
| | 1 | 49 | 13.01 | 13.12 | 13.32 | | 0 |
| | 25 | 0 | 12.75 | 12.91 | 12.82 | 0-2 | 0 |
| | 25 | 12 | 12.81 | 12.90 | 12.81 | | 0 |
| | 25 | 25 | 12.79 | 12.91 | 12.95 | | 0 |
| | 50 | 0 | 12.66 | 12.91 | 12.75 | | 0 |
| 64QAM | 1 | 0 | 12.70 | 12.90 | 12.74 | 0-2 | 0 |
| | 1 | 25 | 12.89 | 12.91 | 12.74 | | 0 |
| | 1 | 49 | 12.86 | 12.90 | 12.73 | | 0 |
| | 25 | 0 | 12.72 | 12.89 | 12.77 | 0-3 | 0 |
| | 25 | 12 | 12.79 | 12.91 | 12.84 | | 0 |
| | 25 | 25 | 12.79 | 12.88 | 12.93 | | 0 |
| | 50 | 0 | 12.74 | 12.90 | 12.76 | | 0 |
| 256QAM | 1 | 0 | 12.82 | 12.93 | 13.32 | 0-5 | 0 |
| | 1 | 25 | 12.83 | 12.99 | 13.36 | | 0 |
| | 1 | 49 | 12.79 | 12.93 | 13.36 | | 0 |
| | 25 | 0 | 12.69 | 12.76 | 12.79 | | 0 |
| | 25 | 12 | 12.80 | 12.83 | 12.83 | | 0 |
| | 25 | 25 | 12.79 | 12.88 | 12.93 | | 0 |
| | 50 | 0 | 12.70 | 12.77 | 12.84 | | 0 |


© 2022 PCTEST.

## Table I-62
## LTE Band 25 Measured $P_{limit}$ Antenna 1a - 5 MHz Bandwidth

| LTE Band 25 (PCS) 5 MHz Bandwidth | | | | | | | |
|---|---|---|---|---|---|---|---|
| Modulation | RB Size | RB Offset | Low Channel 26065 (1852.5 MHz) | Mid Channel 26365 (1882.5 MHz) | High Channel 26665 (1912.5 MHz) | MPR Allowed per 3GPP [dB] | MPR [dB] |
| | | | Conducted Power [dBm] | | | | |
| QPSK | 1 | 0 | 13.26 | 12.98 | 12.91 | 0 | 0 |
| | 1 | 12 | 13.16 | 13.13 | 12.86 | | 0 |
| | 1 | 24 | 13.17 | 13.12 | 12.94 | | 0 |
| | 12 | 0 | 13.18 | 13.00 | 13.03 | 0-1 | 0 |
| | 12 | 6 | 13.22 | 13.10 | 13.14 | | 0 |
| | 12 | 13 | 13.15 | 13.12 | 13.13 | | 0 |
| | 25 | 0 | 13.19 | 13.09 | 13.10 | | 0 |
| 16QAM | 1 | 0 | 12.64 | 13.30 | 13.15 | 0-1 | 0 |
| | 1 | 12 | 12.72 | 13.36 | 13.13 | | 0 |
| | 1 | 24 | 12.73 | 13.36 | 13.10 | | 0 |
| | 12 | 0 | 12.58 | 13.35 | 12.94 | 0-2 | 0 |
| | 12 | 6 | 12.68 | 13.27 | 12.89 | | 0 |
| | 12 | 13 | 12.70 | 13.22 | 12.91 | | 0 |
| | 25 | 0 | 12.66 | 13.30 | 12.95 | | 0 |
| 64QAM | 1 | 0 | 13.13 | 13.37 | 12.88 | 0-2 | 0 |
| | 1 | 12 | 13.14 | 13.29 | 12.90 | | 0 |
| | 1 | 24 | 13.24 | 13.35 | 12.95 | | 0 |
| | 12 | 0 | 12.72 | 13.31 | 12.92 | 0-3 | 0 |
| | 12 | 6 | 12.79 | 13.37 | 12.94 | | 0 |
| | 12 | 13 | 12.83 | 13.31 | 12.88 | | 0 |
| | 25 | 0 | 12.66 | 13.30 | 12.89 | | 0 |
| 256QAM | 1 | 0 | 12.89 | 12.82 | 12.86 | 0-5 | 0 |
| | 1 | 12 | 12.76 | 13.20 | 12.95 | | 0 |
| | 1 | 24 | 12.74 | 13.03 | 12.92 | | 0 |
| | 12 | 0 | 12.69 | 12.71 | 12.99 | | 0 |
| | 12 | 6 | 12.78 | 12.82 | 12.89 | | 0 |
| | 12 | 13 | 12.78 | 12.91 | 12.88 | | 0 |
| | 25 | 0 | 12.66 | 12.67 | 12.83 | | 0 |

## Table I-63
## LTE Band 25 Measured $P_{limit}$ Antenna 1a - 3 MHz Bandwidth

| LTE Band 25 (PCS) 3 MHz Bandwidth | | | | | | | |
|---|---|---|---|---|---|---|---|
| Modulation | RB Size | RB Offset | Low Channel 26055 (1851.5 MHz) | Mid Channel 26365 (1882.5 MHz) | High Channel 26675 (1913.5 MHz) | MPR Allowed per 3GPP [dB] | MPR [dB] |
| | | | Conducted Power [dBm] | | | | |
| QPSK | 1 | 0 | 13.10 | 12.91 | 12.89 | 0 | 0 |
| | 1 | 7 | 13.14 | 12.93 | 12.89 | | 0 |
| | 1 | 14 | 13.14 | 13.06 | 13.04 | | 0 |
| | 8 | 0 | 13.12 | 13.02 | 13.03 | 0-1 | 0 |
| | 8 | 4 | 13.14 | 13.13 | 13.12 | | 0 |
| | 8 | 7 | 13.11 | 13.15 | 13.13 | | 0 |
| | 15 | 0 | 13.11 | 13.11 | 13.09 | | 0 |
| 16QAM | 1 | 0 | 12.75 | 13.10 | 13.02 | 0-1 | 0 |
| | 1 | 7 | 12.84 | 13.14 | 13.19 | | 0 |
| | 1 | 14 | 12.88 | 13.09 | 13.10 | | 0 |
| | 8 | 0 | 12.60 | 12.90 | 12.78 | 0-2 | 0 |
| | 8 | 4 | 12.68 | 12.91 | 12.77 | | 0 |
| | 8 | 7 | 12.78 | 12.92 | 12.77 | | 0 |
| | 15 | 0 | 12.74 | 12.89 | 12.80 | | 0 |
| 64QAM | 1 | 0 | 12.76 | 12.75 | 12.78 | 0-2 | 0 |
| | 1 | 7 | 12.87 | 12.77 | 12.77 | | 0 |
| | 1 | 14 | 12.83 | 12.85 | 12.77 | | 0 |
| | 8 | 0 | 12.63 | 12.82 | 12.79 | 0-3 | 0 |
| | 8 | 4 | 12.71 | 12.96 | 12.77 | | 0 |
| | 8 | 7 | 12.71 | 12.92 | 12.80 | | 0 |
| | 15 | 0 | 12.71 | 12.83 | 12.80 | | 0 |
| 256QAM | 1 | 0 | 12.71 | 12.80 | 13.20 | 0-5 | 0 |
| | 1 | 7 | 12.80 | 12.90 | 13.35 | | 0 |
| | 1 | 14 | 12.75 | 12.94 | 13.39 | | 0 |
| | 8 | 0 | 12.66 | 12.70 | 12.80 | | 0 |
| | 8 | 4 | 12.72 | 12.70 | 12.84 | | 0 |
| | 8 | 7 | 12.73 | 12.74 | 12.99 | | 0 |
| | 15 | 0 | 12.65 | 12.77 | 12.81 | | 0 |


© 2022 PCTEST.

## Table I-64
## LTE Band 25 Measured $P_{limit}$ Antenna 1a - 1.4 MHz Bandwidth

| LTE Band 25 (PCS) 1.4 MHz Bandwidth | | | | | | | |
|---|---|---|---|---|---|---|---|
| Modulation | RB Size | RB Offset | Low Channel 26047 (1850.7 MHz) | Mid Channel 26365 (1882.5 MHz) | High Channel 26683 (1914.3 MHz) | MPR Allowed per 3GPP [dB] | MPR [dB] |
| | | | Conducted Power [dBm] | | | | |
| QPSK | 1 | 0 | 13.08 | 12.90 | 13.02 | 0 | 0 |
| | 1 | 2 | 13.08 | 12.97 | 13.16 | | 0 |
| | 1 | 5 | 13.09 | 12.95 | 13.10 | | 0 |
| | 3 | 0 | 13.07 | 12.88 | 12.89 | | 0 |
| | 3 | 2 | 13.07 | 13.03 | 13.01 | | 0 |
| | 3 | 3 | 13.08 | 12.94 | 12.94 | | 0 |
| | 6 | 0 | 13.07 | 12.98 | 13.00 | 0-1 | 0 |
| 16QAM | 1 | 0 | 12.69 | 13.05 | 13.19 | 0-1 | 0 |
| | 1 | 2 | 12.71 | 13.06 | 13.18 | | 0 |
| | 1 | 5 | 12.70 | 13.05 | 13.11 | | 0 |
| | 3 | 0 | 12.71 | 13.05 | 12.96 | | 0 |
| | 3 | 2 | 12.76 | 13.06 | 12.97 | | 0 |
| | 3 | 3 | 12.67 | 13.04 | 12.95 | | 0 |
| | 6 | 0 | 12.70 | 13.04 | 12.94 | 0-2 | 0 |
| 64QAM | 1 | 0 | 12.55 | 13.05 | 12.96 | 0-2 | 0 |
| | 1 | 2 | 12.60 | 13.05 | 12.96 | | 0 |
| | 1 | 5 | 12.65 | 13.06 | 12.95 | | 0 |
| | 3 | 0 | 12.69 | 13.05 | 12.98 | | 0 |
| | 3 | 2 | 12.83 | 13.04 | 12.96 | | 0 |
| | 3 | 3 | 12.73 | 13.04 | 12.95 | | 0 |
| | 6 | 0 | 12.59 | 13.05 | 12.96 | 0-3 | 0 |
| 256QAM | 1 | 0 | 12.71 | 13.01 | 12.61 | 0-5 | 0 |
| | 1 | 2 | 12.79 | 13.00 | 12.57 | | 0 |
| | 1 | 5 | 12.81 | 12.80 | 12.50 | | 0 |
| | 3 | 0 | 12.57 | 12.83 | 12.67 | | 0 |
| | 3 | 2 | 12.69 | 12.86 | 12.83 | | 0 |
| | 3 | 3 | 12.72 | 12.90 | 12.77 | | 0 |
| | 6 | 0 | 12.77 | 12.77 | 12.81 | | 0 |

### I.1.9 LTE Band 30

## Table I-65
## LTE Band 30 Measured $P_{limit}$ Antenna 4 - 5 MHz Bandwidth

| LTE Band 30 5 MHz Bandwidth | | | | | |
|---|---|---|---|---|---|
| Modulation | RB Size | RB Offset | Mid Channel 27710 (2310.0 MHz) | MPR Allowed per 3GPP [dB] | MPR [dB] |
| | | | Conducted Power [dBm] | | |
| QPSK | 1 | 0 | 13.22 | 0 | 0 |
| | 1 | 12 | 13.31 | | 0 |
| | 1 | 24 | 13.33 | | 0 |
| | 12 | 0 | 13.29 | 0-1 | 0 |
| | 12 | 6 | 13.46 | | 0 |
| | 12 | 13 | 13.42 | | 0 |
| | 25 | 0 | 13.41 | | 0 |
| 16QAM | 1 | 0 | 13.48 | 0-1 | 0 |
| | 1 | 12 | 13.50 | | 0 |
| | 1 | 24 | 13.55 | | 0 |
| | 12 | 0 | 13.35 | 0-2 | 0 |
| | 12 | 6 | 13.48 | | 0 |
| | 12 | 13 | 13.48 | | 0 |
| | 25 | 0 | 13.43 | | 0 |
| 64QAM | 1 | 0 | 13.55 | 0-2 | 0 |
| | 1 | 12 | 13.74 | | 0 |
| | 1 | 24 | 13.69 | | 0 |
| | 12 | 0 | 13.17 | 0-3 | 0 |
| | 12 | 6 | 13.35 | | 0 |
| | 12 | 13 | 13.29 | | 0 |
| | 25 | 0 | 13.22 | | 0 |
| 256QAM | 1 | 0 | 13.17 | 0-5 | 0 |
| | 1 | 12 | 13.49 | | 0 |
| | 1 | 24 | 13.31 | | 0 |
| | 12 | 0 | 13.12 | | 0 |
| | 12 | 6 | 13.28 | | 0 |
| | 12 | 13 | 13.26 | | 0 |
| | 25 | 0 | 13.23 | | 0 |


© 2022 PCTEST.

## Table I-66
## LTE Band 30 Measured $P_{limit}$ Antenna 3a - 5 MHz Bandwidth

| LTE Band 30<br>5 MHz Bandwidth | | | | | |
|---|---|---|---|---|---|
| Modulation | RB Size | RB Offset | Mid Channel<br>27710<br>(2310.0 MHz)<br>Conducted Power [dBm] | MPR Allowed per 3GPP [dB] | MPR [dB] |
| QPSK | 1 | 0 | 10.67 | 0 | 0 |
| | 1 | 12 | 10.66 | | 0 |
| | 1 | 24 | 10.65 | | 0 |
| | 12 | 0 | 10.66 | 0-1 | 0 |
| | 12 | 6 | 10.66 | | 0 |
| | 12 | 13 | 10.77 | | 0 |
| | 25 | 0 | 10.66 | | 0 |
| 16QAM | 1 | 0 | 10.67 | 0-1 | 0 |
| | 1 | 12 | 10.68 | | 0 |
| | 1 | 24 | 10.69 | | 0 |
| | 12 | 0 | 10.68 | 0-2 | 0 |
| | 12 | 6 | 10.70 | | 0 |
| | 12 | 13 | 10.64 | | 0 |
| | 25 | 0 | 10.66 | | 0 |
| 64QAM | 1 | 0 | 10.66 | 0-2 | 0 |
| | 1 | 12 | 10.63 | | 0 |
| | 1 | 24 | 10.63 | | 0 |
| | 12 | 0 | 10.63 | 0-3 | 0 |
| | 12 | 6 | 10.63 | | 0 |
| | 12 | 13 | 10.67 | | 0 |
| | 25 | 0 | 10.65 | | 0 |
| 256QAM | 1 | 0 | 10.65 | 0-5 | 0 |
| | 1 | 12 | 10.81 | | 0 |
| | 1 | 24 | 11.00 | | 0 |
| | 12 | 0 | 10.57 | | 0 |
| | 12 | 6 | 10.74 | | 0 |
| | 12 | 13 | 10.70 | | 0 |
| | 25 | 0 | 10.73 | | 0 |


© 2022 PCTEST.

## Table I-67
## LTE Band 30 Measured $P_{limit}$ Antenna 2a - 5 MHz Bandwidth

| LTE Band 30<br>5 MHz Bandwidth | | | | | |
|---|---|---|---|---|---|
| Modulation | RB Size | RB Offset | Mid Channel<br>27710<br>(2310.0 MHz)<br>Conducted Power [dBm] | MPR Allowed per 3GPP [dB] | MPR [dB] |
| QPSK | 1 | 0 | 10.54 | 0 | 0 |
| | 1 | 12 | 10.52 | | 0 |
| | 1 | 24 | 10.53 | | 0 |
| | 12 | 0 | 10.55 | 0-1 | 0 |
| | 12 | 6 | 10.54 | | 0 |
| | 12 | 13 | 10.53 | | 0 |
| | 25 | 0 | 10.55 | | 0 |
| 16QAM | 1 | 0 | 10.62 | 0-1 | 0 |
| | 1 | 12 | 10.63 | | 0 |
| | 1 | 24 | 10.66 | | 0 |
| | 12 | 0 | 10.55 | 0-2 | 0 |
| | 12 | 6 | 10.54 | | 0 |
| | 12 | 13 | 10.52 | | 0 |
| | 25 | 0 | 10.52 | | 0 |
| 64QAM | 1 | 0 | 10.58 | 0-2 | 0 |
| | 1 | 12 | 10.62 | | 0 |
| | 1 | 24 | 10.58 | | 0 |
| | 12 | 0 | 10.51 | 0-3 | 0 |
| | 12 | 6 | 10.59 | | 0 |
| | 12 | 13 | 10.52 | | 0 |
| | 25 | 0 | 10.52 | | 0 |
| 256QAM | 1 | 0 | 10.64 | 0-5 | 0 |
| | 1 | 12 | 10.67 | | 0 |
| | 1 | 24 | 10.67 | | 0 |
| | 12 | 0 | 10.51 | | 0 |
| | 12 | 6 | 10.60 | | 0 |
| | 12 | 13 | 10.54 | | 0 |
| | 25 | 0 | 10.57 | | 0 |


© 2022 PCTEST.

## Table I-68
## LTE Band 30 Measured $P_{limit}$ Antenna 1a - 5 MHz Bandwidth

| LTE Band 30 5 MHz Bandwidth | | | | | |
|---|---|---|---|---|---|
| Modulation | RB Size | RB Offset | Mid Channel 27710 (2310.0 MHz) Conducted Power [dBm] | MPR Allowed per 3GPP [dB] | MPR [dB] |
| QPSK | 1 | 0 | 12.37 | 0 | 0 |
| | 1 | 12 | 12.40 | | 0 |
| | 1 | 24 | 12.39 | | 0 |
| | 12 | 0 | 12.52 | 0-1 | 0 |
| | 12 | 6 | 12.60 | | 0 |
| | 12 | 13 | 12.59 | | 0 |
| | 25 | 0 | 12.58 | | 0 |
| 16QAM | 1 | 0 | 12.40 | 0-1 | 0 |
| | 1 | 12 | 12.45 | | 0 |
| | 1 | 24 | 12.40 | | 0 |
| | 12 | 0 | 12.27 | 0-2 | 0 |
| | 12 | 6 | 12.33 | | 0 |
| | 12 | 13 | 12.27 | | 0 |
| | 25 | 0 | 12.32 | | 0 |
| 64QAM | 1 | 0 | 12.31 | 0-2 | 0 |
| | 1 | 12 | 12.45 | | 0 |
| | 1 | 24 | 12.35 | | 0 |
| | 12 | 0 | 12.32 | 0-3 | 0 |
| | 12 | 6 | 12.40 | | 0 |
| | 12 | 13 | 12.34 | | 0 |
| | 25 | 0 | 12.31 | | 0 |
| 256QAM | 1 | 0 | 12.36 | 0-5 | 0 |
| | 1 | 12 | 12.46 | | 0 |
| | 1 | 24 | 12.40 | | 0 |
| | 12 | 0 | 12.32 | | 0 |
| | 12 | 6 | 12.40 | | 0 |
| | 12 | 13 | 12.37 | | 0 |
| | 25 | 0 | 12.36 | | 0 |


© 2022 PCTEST.

## I.1.10 LTE Band 7

### Table I-69
### LTE Band 7 Measured $P_{limit}$ Antenna 4 - 15 MHz Bandwidth

| LTE Band 7 15 MHz Bandwidth | | | | | | | |
|---|---|---|---|---|---|---|---|
| Modulation | RB Size | RB Offset | Low Channel 20825 (2507.5 MHz) | Mid Channel 21100 (2535.0 MHz) | High Channel 21375 (2562.5 MHz) | MPR Allowed per 3GPP [dB] | MPR [dB] |
| | | | Conducted Power [dBm] | | | | |
| QPSK | 1 | 0 | 13.03 | 12.84 | 12.90 | 0 | 0 |
| | 1 | 36 | 13.11 | 12.95 | 12.99 | | 0 |
| | 1 | 74 | 12.97 | 12.89 | 12.91 | | 0 |
| | 36 | 0 | 13.12 | 13.06 | 13.17 | 0-1 | 0 |
| | 36 | 18 | 13.05 | 13.11 | 13.22 | | 0 |
| | 36 | 37 | 13.00 | 13.08 | 13.13 | | 0 |
| | 75 | 0 | 13.01 | 13.05 | 13.11 | | 0 |
| 16QAM | 1 | 0 | 13.36 | 13.02 | 13.25 | 0-1 | 0 |
| | 1 | 36 | 13.41 | 13.12 | 13.25 | | 0 |
| | 1 | 74 | 13.35 | 13.08 | 13.24 | | 0 |
| | 36 | 0 | 13.15 | 13.06 | 13.15 | 0-2 | 0 |
| | 36 | 18 | 13.08 | 13.10 | 13.20 | | 0 |
| | 36 | 37 | 13.04 | 13.06 | 13.16 | | 0 |
| | 75 | 0 | 12.99 | 13.12 | 13.14 | | 0 |
| 64QAM | 1 | 0 | 13.38 | 13.01 | 12.95 | 0-2 | 0 |
| | 1 | 36 | 13.47 | 13.01 | 12.98 | | 0 |
| | 1 | 74 | 13.40 | 12.95 | 12.85 | | 0 |
| | 36 | 0 | 13.15 | 13.20 | 13.25 | 0-3 | 0 |
| | 36 | 18 | 13.12 | 13.23 | 13.28 | | 0 |
| | 36 | 37 | 13.07 | 13.20 | 13.29 | | 0 |
| | 75 | 0 | 13.06 | 13.12 | 13.13 | | 0 |
| 256QAM | 1 | 0 | 13.22 | 13.06 | 13.43 | 0-5 | 0 |
| | 1 | 36 | 13.36 | 13.17 | 13.46 | | 0 |
| | 1 | 74 | 13.29 | 13.14 | 13.43 | | 0 |
| | 36 | 0 | 13.18 | 13.04 | 13.17 | | 0 |
| | 36 | 18 | 13.22 | 13.16 | 13.24 | | 0 |
| | 36 | 37 | 13.18 | 13.10 | 13.23 | | 0 |
| | 75 | 0 | 13.18 | 13.13 | 13.16 | | 0 |

### Table I-70
### LTE Band 7 Measured $P_{limit}$ Antenna 4 - 10 MHz Bandwidth

| LTE Band 7 10 MHz Bandwidth | | | | | | | |
|---|---|---|---|---|---|---|---|
| Modulation | RB Size | RB Offset | Low Channel 20800 (2505.0 MHz) | Mid Channel 21100 (2535.0 MHz) | High Channel 21400 (2565.0 MHz) | MPR Allowed per 3GPP [dB] | MPR [dB] |
| | | | Conducted Power [dBm] | | | | |
| QPSK | 1 | 0 | 12.85 | 12.85 | 12.90 | 0 | 0 |
| | 1 | 25 | 12.96 | 12.98 | 12.95 | | 0 |
| | 1 | 49 | 12.90 | 12.83 | 12.85 | | 0 |
| | 25 | 0 | 13.06 | 13.00 | 13.06 | 0-1 | 0 |
| | 25 | 12 | 13.08 | 13.03 | 13.06 | | 0 |
| | 25 | 25 | 12.97 | 13.03 | 13.06 | | 0 |
| | 50 | 0 | 12.95 | 13.03 | 13.09 | | 0 |
| 16QAM | 1 | 0 | 13.28 | 13.01 | 13.20 | 0-1 | 0 |
| | 1 | 25 | 13.19 | 13.06 | 13.17 | | 0 |
| | 1 | 49 | 13.26 | 12.97 | 13.20 | | 0 |
| | 25 | 0 | 13.17 | 13.14 | 13.15 | 0-2 | 0 |
| | 25 | 12 | 13.22 | 13.10 | 13.19 | | 0 |
| | 25 | 25 | 13.10 | 13.13 | 13.17 | | 0 |
| | 50 | 0 | 12.97 | 13.07 | 13.10 | | 0 |
| 64QAM | 1 | 0 | 13.19 | 13.05 | 13.03 | 0-2 | 0 |
| | 1 | 25 | 13.19 | 13.11 | 12.90 | | 0 |
| | 1 | 49 | 13.07 | 13.02 | 12.81 | | 0 |
| | 25 | 0 | 13.15 | 13.18 | 13.20 | 0-3 | 0 |
| | 25 | 12 | 13.20 | 13.19 | 13.21 | | 0 |
| | 25 | 25 | 13.13 | 13.15 | 13.22 | | 0 |
| | 50 | 0 | 13.03 | 13.09 | 13.09 | | 0 |
| 256QAM | 1 | 0 | 12.75 | 13.10 | 13.38 | 0-5 | 0 |
| | 1 | 25 | 12.75 | 13.02 | 13.41 | | 0 |
| | 1 | 49 | 12.82 | 13.11 | 13.35 | | 0 |
| | 25 | 0 | 13.20 | 13.07 | 13.12 | | 0 |
| | 25 | 12 | 13.19 | 13.16 | 13.24 | | 0 |
| | 25 | 25 | 13.17 | 13.11 | 13.21 | | 0 |
| | 50 | 0 | 13.16 | 13.10 | 13.17 | | 0 |


© 2022 PCTEST.

## Table I-71
## LTE Band 7 Measured $P_{limit}$ Antenna 4 - 5 MHz Bandwidth

| LTE Band 7 5 MHz Bandwidth | | | | | | | |
|---|---|---|---|---|---|---|---|
| Modulation | RB Size | RB Offset | Low Channel 20775 (2502.5 MHz) | Mid Channel 21100 (2535.0 MHz) | High Channel 21425 (2567.5 MHz) | MPR Allowed per 3GPP [dB] | MPR [dB] |
| | | | Conducted Power [dBm] | | | | |
| QPSK | 1 | 0 | 12.87 | 12.92 | 12.85 | 0 | 0 |
| | 1 | 12 | 12.99 | 12.94 | 12.95 | | 0 |
| | 1 | 24 | 12.89 | 12.97 | 12.81 | | 0 |
| | 12 | 0 | 13.04 | 12.98 | 12.99 | 0-1 | 0 |
| | 12 | 6 | 13.02 | 12.96 | 13.04 | | 0 |
| | 12 | 13 | 13.00 | 12.98 | 12.98 | | 0 |
| | 25 | 0 | 12.99 | 12.96 | 13.05 | | 0 |
| 16QAM | 1 | 0 | 13.06 | 13.22 | 13.14 | 0-1 | 0 |
| | 1 | 12 | 13.08 | 13.34 | 13.25 | | 0 |
| | 1 | 24 | 13.07 | 13.25 | 13.21 | | 0 |
| | 12 | 0 | 13.02 | 13.22 | 12.98 | 0-2 | 0 |
| | 12 | 6 | 13.00 | 13.19 | 13.05 | | 0 |
| | 12 | 13 | 13.03 | 13.18 | 13.03 | | 0 |
| | 25 | 0 | 13.05 | 12.93 | 13.08 | | 0 |
| 64QAM | 1 | 0 | 13.55 | 12.98 | 13.08 | 0-2 | 0 |
| | 1 | 12 | 13.41 | 13.05 | 13.12 | | 0 |
| | 1 | 24 | 13.38 | 13.04 | 13.21 | | 0 |
| | 12 | 0 | 13.15 | 13.10 | 13.03 | 0-3 | 0 |
| | 12 | 6 | 13.15 | 13.13 | 13.06 | | 0 |
| | 12 | 13 | 13.14 | 13.08 | 13.09 | | 0 |
| | 25 | 0 | 13.06 | 13.07 | 13.10 | | 0 |
| 256QAM | 1 | 0 | 13.21 | 13.25 | 13.21 | 0-5 | 0 |
| | 1 | 12 | 13.17 | 13.42 | 13.23 | | 0 |
| | 1 | 24 | 13.25 | 13.17 | 13.21 | | 0 |
| | 12 | 0 | 13.18 | 13.08 | 13.00 | | 0 |
| | 12 | 6 | 13.21 | 13.11 | 13.11 | | 0 |
| | 12 | 13 | 13.19 | 13.10 | 13.08 | | 0 |
| | 25 | 0 | 13.09 | 13.07 | 13.10 | | 0 |

## Table I-72
## LTE Band 7 Measured $P_{limit}$ Antenna 3a - 15 MHz Bandwidth

| LTE Band 7 15 MHz Bandwidth | | | | | | | |
|---|---|---|---|---|---|---|---|
| Modulation | RB Size | RB Offset | Low Channel 20825 (2507.5 MHz) | Mid Channel 21100 (2535.0 MHz) | High Channel 21375 (2562.5 MHz) | MPR Allowed per 3GPP [dB] | MPR [dB] |
| | | | Conducted Power [dBm] | | | | |
| QPSK | 1 | 0 | 10.42 | 10.62 | 10.36 | 0 | 0 |
| | 1 | 36 | 10.63 | 10.62 | 10.44 | | 0 |
| | 1 | 74 | 10.63 | 10.58 | 10.36 | | 0 |
| | 36 | 0 | 10.57 | 10.61 | 10.59 | 0-1 | 0 |
| | 36 | 18 | 10.62 | 10.67 | 10.62 | | 0 |
| | 36 | 37 | 10.66 | 10.57 | 10.53 | | 0 |
| | 75 | 0 | 10.57 | 10.59 | 10.53 | | 0 |
| 16QAM | 1 | 0 | 10.39 | 10.93 | 11.07 | 0-1 | 0 |
| | 1 | 36 | 10.71 | 11.03 | 11.11 | | 0 |
| | 1 | 74 | 10.74 | 10.98 | 11.09 | | 0 |
| | 36 | 0 | 10.53 | 10.75 | 10.65 | 0-2 | 0 |
| | 36 | 18 | 10.72 | 10.78 | 10.74 | | 0 |
| | 36 | 37 | 10.63 | 10.68 | 10.61 | | 0 |
| | 75 | 0 | 10.59 | 10.72 | 10.69 | | 0 |
| 64QAM | 1 | 0 | 10.60 | 10.51 | 10.65 | 0-2 | 0 |
| | 1 | 36 | 10.88 | 10.60 | 10.84 | | 0 |
| | 1 | 74 | 10.87 | 10.48 | 10.69 | | 0 |
| | 36 | 0 | 10.99 | 11.02 | 11.04 | 0-3 | 0 |
| | 36 | 18 | 11.15 | 11.10 | 11.05 | | 0 |
| | 36 | 37 | 11.10 | 11.01 | 10.98 | | 0 |
| | 75 | 0 | 10.99 | 11.00 | 10.94 | | 0 |
| 256QAM | 1 | 0 | 10.79 | 11.16 | 11.26 | 0-5 | 0 |
| | 1 | 36 | 11.02 | 11.25 | 11.25 | | 0 |
| | 1 | 74 | 11.04 | 11.09 | 11.21 | | 0 |
| | 36 | 0 | 10.89 | 10.98 | 10.98 | | 0 |
| | 36 | 18 | 11.02 | 11.09 | 11.01 | | 0 |
| | 36 | 37 | 10.98 | 10.97 | 10.90 | | 0 |
| | 75 | 0 | 10.88 | 11.06 | 10.99 | | 0 |


© 2022 PCTEST.

## Table I-73
## LTE Band 7 Measured $P_{limit}$ Antenna 3a - 10 MHz Bandwidth

| LTE Band 7 10 MHz Bandwidth | | | | | | | |
|---|---|---|---|---|---|---|---|
| Modulation | RB Size | RB Offset | Low Channel 20800 (2505.0 MHz) | Mid Channel 21100 (2535.0 MHz) | High Channel 21400 (2565.0 MHz) | MPR Allowed per 3GPP [dB] | MPR [dB] |
| | | | Conducted Power [dBm] | | | | |
| QPSK | 1 | 0 | 10.60 | 10.78 | 10.35 | 0 | 0 |
| | 1 | 25 | 10.60 | 10.86 | 10.26 | | 0 |
| | 1 | 49 | 10.66 | 10.81 | 10.35 | | 0 |
| | 25 | 0 | 10.55 | 10.72 | 10.60 | 0-1 | 0 |
| | 25 | 12 | 10.59 | 10.71 | 10.64 | | 0 |
| | 25 | 25 | 10.58 | 10.61 | 10.58 | | 0 |
| | 50 | 0 | 10.56 | 10.57 | 10.54 | | 0 |
| 16QAM | 1 | 0 | 10.42 | 10.91 | 11.04 | 0-1 | 0 |
| | 1 | 25 | 10.57 | 10.89 | 11.01 | | 0 |
| | 1 | 49 | 10.62 | 10.86 | 11.00 | | 0 |
| | 25 | 0 | 10.57 | 10.82 | 10.70 | 0-2 | 0 |
| | 25 | 12 | 10.64 | 10.81 | 10.74 | | 0 |
| | 25 | 25 | 10.63 | 10.77 | 10.64 | | 0 |
| | 50 | 0 | 10.52 | 10.69 | 10.62 | | 0 |
| 64QAM | 1 | 0 | 10.53 | 11.07 | 10.71 | 0-2 | 0 |
| | 1 | 25 | 10.69 | 11.06 | 10.74 | | 0 |
| | 1 | 49 | 10.83 | 11.02 | 10.69 | | 0 |
| | 25 | 0 | 10.92 | 11.07 | 11.01 | 0-3 | 0 |
| | 25 | 12 | 10.97 | 11.07 | 11.05 | | 0 |
| | 25 | 25 | 11.00 | 11.03 | 10.98 | | 0 |
| | 50 | 0 | 10.85 | 11.00 | 10.91 | | 0 |
| 256QAM | 1 | 0 | 10.80 | 10.71 | 11.18 | 0-5 | 0 |
| | 1 | 25 | 10.92 | 10.56 | 11.18 | | 0 |
| | 1 | 49 | 10.93 | 10.67 | 11.21 | | 0 |
| | 25 | 0 | 10.84 | 11.01 | 10.99 | | 0 |
| | 25 | 12 | 10.90 | 11.06 | 11.07 | | 0 |
| | 25 | 25 | 10.92 | 10.99 | 10.89 | | 0 |
| | 50 | 0 | 10.87 | 10.99 | 10.98 | | 0 |

## Table I-74
## LTE Band 7 Measured $P_{limit}$ Antenna 3a - 5 MHz Bandwidth

| LTE Band 7 5 MHz Bandwidth | | | | | | | |
|---|---|---|---|---|---|---|---|
| Modulation | RB Size | RB Offset | Low Channel 20775 (2502.5 MHz) | Mid Channel 21100 (2535.0 MHz) | High Channel 21425 (2567.5 MHz) | MPR Allowed per 3GPP [dB] | MPR [dB] |
| | | | Conducted Power [dBm] | | | | |
| QPSK | 1 | 0 | 10.44 | 10.61 | 10.34 | 0 | 0 |
| | 1 | 12 | 10.46 | 10.67 | 10.36 | | 0 |
| | 1 | 24 | 10.51 | 10.58 | 10.35 | | 0 |
| | 12 | 0 | 10.45 | 10.61 | 10.58 | 0-1 | 0 |
| | 12 | 6 | 10.56 | 10.63 | 10.64 | | 0 |
| | 12 | 13 | 10.55 | 10.56 | 10.57 | | 0 |
| | 25 | 0 | 10.52 | 10.55 | 10.53 | | 0 |
| 16QAM | 1 | 0 | 10.57 | 10.73 | 10.71 | 0-1 | 0 |
| | 1 | 12 | 10.82 | 10.75 | 10.67 | | 0 |
| | 1 | 24 | 10.83 | 10.63 | 10.68 | | 0 |
| | 12 | 0 | 10.54 | 10.63 | 10.59 | 0-2 | 0 |
| | 12 | 6 | 10.65 | 10.68 | 10.62 | | 0 |
| | 12 | 13 | 10.68 | 10.66 | 10.53 | | 0 |
| | 25 | 0 | 10.45 | 10.64 | 10.61 | | 0 |
| 64QAM | 1 | 0 | 10.35 | 11.33 | 10.91 | 0-2 | 0 |
| | 1 | 12 | 10.49 | 11.32 | 11.08 | | 0 |
| | 1 | 24 | 10.53 | 11.30 | 10.91 | | 0 |
| | 12 | 0 | 10.81 | 11.05 | 10.89 | 0-3 | 0 |
| | 12 | 6 | 10.89 | 11.07 | 10.99 | | 0 |
| | 12 | 13 | 10.93 | 11.08 | 10.84 | | 0 |
| | 25 | 0 | 10.78 | 10.91 | 10.88 | | 0 |
| 256QAM | 1 | 0 | 10.83 | 11.06 | 11.03 | 0-5 | 0 |
| | 1 | 12 | 11.15 | 11.08 | 11.00 | | 0 |
| | 1 | 24 | 11.08 | 11.06 | 10.95 | | 0 |
| | 12 | 0 | 10.77 | 11.08 | 10.90 | | 0 |
| | 12 | 6 | 10.83 | 11.10 | 10.93 | | 0 |
| | 12 | 13 | 10.85 | 11.05 | 10.82 | | 0 |
| | 25 | 0 | 10.77 | 10.99 | 10.91 | | 0 |


© 2022 PCTEST.

## Table I-75
## LTE Band 7 Measured $P_{limit}$ Antenna 2a - 15 MHz Bandwidth

| LTE Band 7 15 MHz Bandwidth | | | | | | | |
|---|---|---|---|---|---|---|---|
| Modulation | RB Size | RB Offset | Low Channel 20825 (2507.5 MHz) | Mid Channel 21100 (2535.0 MHz) | High Channel 21375 (2562.5 MHz) | MPR Allowed per 3GPP [dB] | MPR [dB] |
| | | | Conducted Power [dBm] | | | | |
| QPSK | 1 | 0 | 12.45 | 12.62 | 12.56 | 0 | 0 |
| | 1 | 36 | 12.49 | 12.65 | 12.58 | | 0 |
| | 1 | 74 | 12.41 | 12.56 | 12.51 | | 0 |
| | 36 | 0 | 12.58 | 12.60 | 12.75 | 0-1 | 0 |
| | 36 | 18 | 12.58 | 12.67 | 12.62 | | 0 |
| | 36 | 37 | 12.53 | 12.57 | 12.61 | | 0 |
| | 75 | 0 | 12.51 | 12.55 | 12.54 | | 0 |
| 16QAM | 1 | 0 | 12.57 | 12.95 | 12.96 | 0-1 | 0 |
| | 1 | 36 | 12.68 | 13.00 | 13.08 | | 0 |
| | 1 | 74 | 12.64 | 12.97 | 13.06 | | 0 |
| | 36 | 0 | 12.56 | 12.71 | 12.58 | 0-2 | 0 |
| | 36 | 18 | 12.56 | 12.78 | 12.65 | | 0 |
| | 36 | 37 | 12.53 | 12.65 | 12.53 | | 0 |
| | 75 | 0 | 12.58 | 12.62 | 12.58 | | 0 |
| 64QAM | 1 | 0 | 12.40 | 13.21 | 12.36 | 0-2 | 0 |
| | 1 | 36 | 12.53 | 13.23 | 12.48 | | 0 |
| | 1 | 74 | 12.44 | 13.18 | 12.35 | | 0 |
| | 36 | 0 | 12.70 | 12.74 | 12.67 | 0-3 | 0 |
| | 36 | 18 | 12.71 | 12.80 | 12.73 | | 0 |
| | 36 | 37 | 12.69 | 12.68 | 12.60 | | 0 |
| | 75 | 0 | 12.63 | 12.65 | 12.57 | | 0 |
| 256QAM | 1 | 0 | 12.56 | 12.73 | 12.96 | 0-5 | 0 |
| | 1 | 36 | 12.70 | 12.93 | 12.91 | | 0 |
| | 1 | 74 | 12.63 | 12.86 | 12.94 | | 0 |
| | 36 | 0 | 12.55 | 12.67 | 12.65 | | 0 |
| | 36 | 18 | 12.62 | 12.80 | 12.67 | | 0 |
| | 36 | 37 | 12.62 | 12.74 | 12.65 | | 0 |
| | 75 | 0 | 12.62 | 12.68 | 12.63 | | 0 |

## Table I-76
## LTE Band 7 Measured $P_{limit}$ Antenna 2a - 10 MHz Bandwidth

| LTE Band 7 10 MHz Bandwidth | | | | | | | |
|---|---|---|---|---|---|---|---|
| Modulation | RB Size | RB Offset | Low Channel 20800 (2505.0 MHz) | Mid Channel 21100 (2535.0 MHz) | High Channel 21400 (2565.0 MHz) | MPR Allowed per 3GPP [dB] | MPR [dB] |
| | | | Conducted Power [dBm] | | | | |
| QPSK | 1 | 0 | 12.35 | 12.48 | 12.52 | 0 | 0 |
| | 1 | 25 | 12.33 | 12.45 | 12.55 | | 0 |
| | 1 | 49 | 12.36 | 12.51 | 12.57 | | 0 |
| | 25 | 0 | 12.53 | 12.61 | 12.71 | 0-1 | 0 |
| | 25 | 12 | 12.60 | 12.66 | 12.74 | | 0 |
| | 25 | 25 | 12.50 | 12.59 | 12.64 | | 0 |
| | 50 | 0 | 12.50 | 12.56 | 12.57 | | 0 |
| 16QAM | 1 | 0 | 12.54 | 12.92 | 13.03 | 0-1 | 0 |
| | 1 | 25 | 12.50 | 12.90 | 12.92 | | 0 |
| | 1 | 49 | 12.51 | 12.88 | 12.94 | | 0 |
| | 25 | 0 | 12.65 | 12.78 | 12.62 | 0-2 | 0 |
| | 25 | 12 | 12.67 | 12.86 | 12.63 | | 0 |
| | 25 | 25 | 12.59 | 12.75 | 12.58 | | 0 |
| | 50 | 0 | 12.52 | 12.58 | 12.54 | | 0 |
| 64QAM | 1 | 0 | 12.40 | 12.81 | 12.50 | 0-2 | 0 |
| | 1 | 25 | 12.43 | 12.80 | 12.38 | | 0 |
| | 1 | 49 | 12.38 | 12.72 | 12.32 | | 0 |
| | 25 | 0 | 12.69 | 12.80 | 12.65 | 0-3 | 0 |
| | 25 | 12 | 12.75 | 12.82 | 12.69 | | 0 |
| | 25 | 25 | 12.67 | 12.76 | 12.61 | | 0 |
| | 50 | 0 | 12.62 | 12.68 | 12.59 | | 0 |
| 256QAM | 1 | 0 | 12.59 | 12.33 | 12.95 | 0-5 | 0 |
| | 1 | 25 | 12.54 | 12.30 | 12.93 | | 0 |
| | 1 | 49 | 12.57 | 12.33 | 12.93 | | 0 |
| | 25 | 0 | 12.64 | 12.67 | 12.63 | | 0 |
| | 25 | 12 | 12.64 | 12.80 | 12.66 | | 0 |
| | 25 | 25 | 12.63 | 12.73 | 12.62 | | 0 |
| | 50 | 0 | 12.56 | 12.71 | 12.65 | | 0 |


© 2022 PCTEST.

## Table I-77
## LTE Band 7 Measured $P_{limit}$ Antenna 2a - 5 MHz Bandwidth

| LTE Band 7 5 MHz Bandwidth | | | | | | | |
|---|---|---|---|---|---|---|---|
| Modulation | RB Size | RB Offset | Low Channel 20775 (2502.5 MHz) | Mid Channel 21100 (2535.0 MHz) | High Channel 21425 (2567.5 MHz) | MPR Allowed per 3GPP [dB] | MPR [dB] |
| | | | Conducted Power [dBm] | | | | |
| QPSK | 1 | 0 | 12.35 | 12.46 | 12.54 | 0 | 0 |
| | 1 | 12 | 12.47 | 12.45 | 12.61 | | 0 |
| | 1 | 24 | 12.50 | 12.52 | 12.55 | | 0 |
| | 12 | 0 | 12.51 | 12.62 | 12.60 | 0-1 | 0 |
| | 12 | 6 | 12.51 | 12.65 | 12.62 | | 0 |
| | 12 | 13 | 12.46 | 12.58 | 12.68 | | 0 |
| | 25 | 0 | 12.49 | 12.61 | 12.69 | | 0 |
| 16QAM | 1 | 0 | 12.79 | 12.67 | 12.62 | 0-1 | 0 |
| | 1 | 12 | 12.88 | 12.66 | 12.65 | | 0 |
| | 1 | 24 | 12.85 | 12.66 | 12.61 | | 0 |
| | 12 | 0 | 12.77 | 12.65 | 12.52 | 0-2 | 0 |
| | 12 | 6 | 12.72 | 12.69 | 12.55 | | 0 |
| | 12 | 13 | 12.69 | 12.55 | 12.57 | | 0 |
| | 25 | 0 | 12.47 | 12.68 | 12.55 | | 0 |
| 64QAM | 1 | 0 | 12.21 | 13.11 | 12.53 | 0-2 | 0 |
| | 1 | 12 | 12.31 | 13.31 | 12.74 | | 0 |
| | 1 | 24 | 12.22 | 13.13 | 12.62 | | 0 |
| | 12 | 0 | 12.63 | 12.79 | 12.56 | 0-3 | 0 |
| | 12 | 6 | 12.69 | 12.81 | 12.60 | | 0 |
| | 12 | 13 | 12.67 | 12.69 | 12.54 | | 0 |
| | 25 | 0 | 12.60 | 12.69 | 12.51 | | 0 |
| 256QAM | 1 | 0 | 12.72 | 12.61 | 12.68 | 0-5 | 0 |
| | 1 | 12 | 12.72 | 12.71 | 12.69 | | 0 |
| | 1 | 24 | 12.77 | 12.71 | 12.63 | | 0 |
| | 12 | 0 | 12.60 | 12.73 | 12.58 | | 0 |
| | 12 | 6 | 12.61 | 12.78 | 12.58 | | 0 |
| | 12 | 13 | 12.58 | 12.77 | 12.58 | | 0 |
| | 25 | 0 | 12.51 | 12.65 | 12.57 | | 0 |

## Table I-78
## LTE Band 7 Measured $P_{limit}$ Antenna 1a - 15 MHz Bandwidth

| LTE Band 7 15 MHz Bandwidth | | | | | | | |
|---|---|---|---|---|---|---|---|
| Modulation | RB Size | RB Offset | Low Channel 20825 (2507.5 MHz) | Mid Channel 21100 (2535.0 MHz) | High Channel 21375 (2562.5 MHz) | MPR Allowed per 3GPP [dB] | MPR [dB] |
| | | | Conducted Power [dBm] | | | | |
| QPSK | 1 | 0 | 11.82 | 12.19 | 12.26 | 0 | 0 |
| | 1 | 36 | 12.08 | 12.30 | 12.32 | | 0 |
| | 1 | 74 | 12.07 | 12.21 | 12.32 | | 0 |
| | 36 | 0 | 12.25 | 12.42 | 12.49 | 0-1 | 0 |
| | 36 | 18 | 12.39 | 12.49 | 12.50 | | 0 |
| | 36 | 37 | 12.37 | 12.38 | 12.44 | | 0 |
| | 75 | 0 | 12.22 | 12.43 | 12.47 | | 0 |
| 16QAM | 1 | 0 | 12.24 | 12.39 | 12.46 | 0-1 | 0 |
| | 1 | 36 | 12.36 | 12.47 | 12.51 | | 0 |
| | 1 | 74 | 12.37 | 12.45 | 12.51 | | 0 |
| | 36 | 0 | 11.80 | 11.95 | 12.01 | 0-2 | 0 |
| | 36 | 18 | 11.96 | 12.02 | 12.02 | | 0 |
| | 36 | 37 | 11.88 | 11.94 | 11.94 | | 0 |
| | 75 | 0 | 11.81 | 11.94 | 11.99 | | 0 |
| 64QAM | 1 | 0 | 11.86 | 11.90 | 12.22 | 0-2 | 0 |
| | 1 | 36 | 12.08 | 12.02 | 12.35 | | 0 |
| | 1 | 74 | 12.01 | 11.94 | 12.33 | | 0 |
| | 36 | 0 | 11.51 | 11.73 | 11.72 | 0-3 | 0 |
| | 36 | 18 | 11.66 | 11.79 | 11.80 | | 0 |
| | 36 | 37 | 11.62 | 11.69 | 11.75 | | 0 |
| | 75 | 0 | 11.51 | 11.68 | 11.69 | | 0 |
| 256QAM | 1 | 0 | 11.87 | 11.89 | 12.40 | 0-5 | 0 |
| | 1 | 36 | 11.93 | 11.97 | 12.42 | | 0 |
| | 1 | 74 | 11.98 | 11.96 | 12.40 | | 0 |
| | 36 | 0 | 11.40 | 11.66 | 11.73 | | 0 |
| | 36 | 18 | 11.54 | 11.71 | 11.83 | | 0 |
| | 36 | 37 | 11.50 | 11.64 | 11.72 | | 0 |
| | 75 | 0 | 11.52 | 11.68 | 11.75 | | 0 |


© 2022 PCTEST.

## Table I-79
## LTE Band 7 Measured $P_{limit}$ Antenna 1a - 10 MHz Bandwidth

| LTE Band 7 10 MHz Bandwidth | | | | | | | |
|---|---|---|---|---|---|---|---|
| Modulation | RB Size | RB Offset | Low Channel 20800 (2505.0 MHz) | Mid Channel 21100 (2535.0 MHz) | High Channel 21400 (2565.0 MHz) | MPR Allowed per 3GPP [dB] | MPR [dB] |
| | | | Conducted Power [dBm] | | | | |
| QPSK | 1 | 0 | 11.91 | 12.22 | 12.29 | 0 | 0 |
| | 1 | 25 | 12.07 | 12.25 | 12.27 | | 0 |
| | 1 | 49 | 12.25 | 12.25 | 12.28 | | 0 |
| | 25 | 0 | 12.25 | 12.41 | 12.47 | 0-1 | 0 |
| | 25 | 12 | 12.28 | 12.50 | 12.48 | | 0 |
| | 25 | 25 | 12.30 | 12.45 | 12.41 | | 0 |
| | 50 | 0 | 12.22 | 12.43 | 12.47 | | 0 |
| 16QAM | 1 | 0 | 12.04 | 12.44 | 12.55 | 0-1 | 0 |
| | 1 | 25 | 12.21 | 12.46 | 12.52 | | 0 |
| | 1 | 49 | 12.33 | 12.46 | 12.58 | | 0 |
| | 25 | 0 | 11.78 | 11.97 | 11.97 | 0-2 | 0 |
| | 25 | 12 | 11.79 | 12.01 | 12.02 | | 0 |
| | 25 | 25 | 11.85 | 11.96 | 11.93 | | 0 |
| | 50 | 0 | 11.73 | 11.95 | 11.94 | | 0 |
| 64QAM | 1 | 0 | 11.88 | 12.00 | 12.38 | 0-2 | 0 |
| | 1 | 25 | 12.10 | 12.03 | 12.47 | | 0 |
| | 1 | 49 | 12.12 | 11.98 | 12.37 | | 0 |
| | 25 | 0 | 11.48 | 11.73 | 11.74 | 0-3 | 0 |
| | 25 | 12 | 11.52 | 11.72 | 11.79 | | 0 |
| | 25 | 25 | 11.53 | 11.69 | 11.73 | | 0 |
| | 50 | 0 | 11.43 | 11.75 | 11.70 | | 0 |
| 256QAM | 1 | 0 | 11.38 | 11.89 | 12.45 | 0-5 | 0 |
| | 1 | 25 | 11.45 | 11.89 | 12.31 | | 0 |
| | 1 | 49 | 11.61 | 11.87 | 12.30 | | 0 |
| | 25 | 0 | 11.54 | 11.67 | 11.78 | | 0 |
| | 25 | 12 | 11.55 | 11.76 | 11.79 | | 0 |
| | 25 | 25 | 11.57 | 11.62 | 11.70 | | 0 |
| | 50 | 0 | 11.51 | 11.66 | 11.72 | | 0 |

## Table I-80
## LTE Band 7 Measured $P_{limit}$ Antenna 1a - 5 MHz Bandwidth

| LTE Band 7 5 MHz Bandwidth | | | | | | | |
|---|---|---|---|---|---|---|---|
| Modulation | RB Size | RB Offset | Low Channel 20775 (2502.5 MHz) | Mid Channel 21100 (2535.0 MHz) | High Channel 21425 (2567.5 MHz) | MPR Allowed per 3GPP [dB] | MPR [dB] |
| | | | Conducted Power [dBm] | | | | |
| QPSK | 1 | 0 | 11.83 | 12.28 | 12.10 | 0 | 0 |
| | 1 | 12 | 11.92 | 12.19 | 12.01 | | 0 |
| | 1 | 24 | 12.06 | 12.32 | 12.16 | | 0 |
| | 12 | 0 | 12.11 | 12.39 | 12.35 | 0-1 | 0 |
| | 12 | 6 | 12.16 | 12.41 | 12.38 | | 0 |
| | 12 | 13 | 12.21 | 12.41 | 12.36 | | 0 |
| | 25 | 0 | 12.16 | 12.39 | 12.41 | | 0 |
| 16QAM | 1 | 0 | 11.86 | 12.29 | 12.31 | 0-1 | 0 |
| | 1 | 12 | 11.98 | 12.31 | 12.40 | | 0 |
| | 1 | 24 | 12.07 | 12.30 | 12.37 | | 0 |
| | 12 | 0 | 11.68 | 12.09 | 12.02 | 0-2 | 0 |
| | 12 | 6 | 11.73 | 12.06 | 12.05 | | 0 |
| | 12 | 13 | 11.81 | 12.05 | 11.97 | | 0 |
| | 25 | 0 | 11.76 | 11.94 | 11.97 | | 0 |
| 64QAM | 1 | 0 | 11.80 | 12.22 | 11.90 | 0-2 | 0 |
| | 1 | 12 | 11.86 | 12.22 | 11.98 | | 0 |
| | 1 | 24 | 12.01 | 12.18 | 11.88 | | 0 |
| | 12 | 0 | 11.37 | 11.62 | 11.54 | 0-3 | 0 |
| | 12 | 6 | 11.50 | 11.71 | 11.62 | | 0 |
| | 12 | 13 | 11.46 | 11.64 | 11.45 | | 0 |
| | 25 | 0 | 11.43 | 11.56 | 11.71 | | 0 |
| 256QAM | 1 | 0 | 11.67 | 12.25 | 11.97 | 0-5 | 0 |
| | 1 | 12 | 11.67 | 12.09 | 11.89 | | 0 |
| | 1 | 24 | 11.96 | 12.13 | 11.96 | | 0 |
| | 12 | 0 | 11.36 | 11.78 | 11.69 | | 0 |
| | 12 | 6 | 11.41 | 11.73 | 11.72 | | 0 |
| | 12 | 13 | 11.48 | 11.74 | 11.64 | | 0 |
| | 25 | 0 | 11.38 | 11.58 | 11.64 | | 0 |


© 2022 PCTEST.

## I.1.11 LTE Band 41

### Table I-81
### LTE Band 41 PC3 Measured $P_{limit}$ Antenna 4 - 15 MHz Bandwidth

| LTE Band 41 15 MHz Bandwidth | | | | | | | | | |
|---|---|---|---|---|---|---|---|---|---|
| Modulation | RB Size | RB Offset | Low Channel 39750 (2506.0 MHz) | Low-Mid Channel 40185 (2549.5 MHz) | Mid Channel 40620 (2593.0 MHz) | Mid-High Channel 41055 (2636.5 MHz) | High Channel 41490 (2680.0 MHz) | MPR Allowed per 3GPP [dB] | MPR [dB] |
| | | | Conducted Power [dBm] | | | | | | |
| QPSK | 1 | 0 | 14.72 | 14.89 | 15.00 | 14.77 | 14.74 | 0 | 0 |
| | 1 | 36 | 14.77 | 14.91 | 15.02 | 14.83 | 14.76 | | 0 |
| | 1 | 74 | 14.68 | 14.95 | 15.02 | 14.90 | 14.77 | | 0 |
| | 36 | 0 | 14.98 | 15.00 | 14.98 | 14.95 | 15.00 | 0-1 | 0 |
| | 36 | 18 | 14.98 | 15.00 | 15.00 | 14.97 | 15.02 | | 0 |
| | 36 | 37 | 14.90 | 14.93 | 14.99 | 14.89 | 14.94 | | 0 |
| | 75 | 0 | 14.95 | 14.96 | 14.97 | 14.94 | 14.96 | | 0 |
| 16QAM | 1 | 0 | 14.61 | 15.00 | 15.03 | 14.84 | 14.69 | 0-1 | 0 |
| | 1 | 36 | 14.68 | 15.03 | 15.02 | 14.94 | 14.78 | | 0 |
| | 1 | 74 | 14.60 | 15.05 | 15.03 | 14.98 | 14.81 | | 0 |
| | 36 | 0 | 14.89 | 14.96 | 15.05 | 14.96 | 14.96 | 0-2 | 0 |
| | 36 | 18 | 14.99 | 15.05 | 15.02 | 14.97 | 15.00 | | 0 |
| | 36 | 37 | 14.96 | 15.01 | 15.01 | 14.98 | 14.99 | | 0 |
| | 75 | 0 | 14.95 | 14.99 | 15.02 | 14.92 | 14.93 | | 0 |
| 64QAM | 1 | 0 | 15.11 | 14.83 | 15.03 | 15.00 | 15.15 | 0-2 | 0 |
| | 1 | 36 | 15.10 | 15.00 | 15.02 | 15.04 | 15.16 | | 0 |
| | 1 | 74 | 15.00 | 15.08 | 15.01 | 15.04 | 15.21 | | 0 |
| | 36 | 0 | 14.92 | 15.00 | 15.02 | 14.90 | 15.02 | 0-3 | 0 |
| | 36 | 18 | 15.01 | 15.05 | 15.04 | 14.95 | 15.00 | | 0 |
| | 36 | 37 | 15.00 | 15.03 | 15.02 | 14.93 | 15.00 | | 0 |
| | 75 | 0 | 15.00 | 15.05 | 15.03 | 14.96 | 15.01 | | 0 |
| 256QAM | 1 | 0 | 15.24 | 14.64 | 15.31 | 14.89 | 15.28 | 0-5 | 0 |
| | 1 | 36 | 15.32 | 14.72 | 15.35 | 14.93 | 15.30 | | 0 |
| | 1 | 74 | 15.43 | 14.78 | 15.40 | 15.00 | 15.38 | | 0 |
| | 36 | 0 | 14.89 | 14.99 | 15.02 | 14.88 | 15.00 | | 0 |
| | 36 | 18 | 15.02 | 15.07 | 15.11 | 14.91 | 15.01 | | 0 |
| | 36 | 37 | 14.97 | 15.07 | 15.07 | 14.90 | 15.01 | | 0 |
| | 75 | 0 | 14.96 | 15.06 | 15.12 | 14.93 | 15.02 | | 0 |

### Table I-82
### LTE Band 41 PC3 Measured $P_{limit}$ Antenna 4 - 10 MHz Bandwidth

| LTE Band 41 10 MHz Bandwidth | | | | | | | | | |
|---|---|---|---|---|---|---|---|---|---|
| Modulation | RB Size | RB Offset | Low Channel 39750 (2506.0 MHz) | Low-Mid Channel 40185 (2549.5 MHz) | Mid Channel 40620 (2593.0 MHz) | Mid-High Channel 41055 (2636.5 MHz) | High Channel 41490 (2680.0 MHz) | MPR Allowed per 3GPP [dB] | MPR [dB] |
| | | | Conducted Power [dBm] | | | | | | |
| QPSK | 1 | 0 | 14.96 | 14.98 | 15.08 | 14.89 | 15.03 | 0 | 0 |
| | 1 | 25 | 14.99 | 14.98 | 15.08 | 14.90 | 15.06 | | 0 |
| | 1 | 49 | 14.95 | 14.93 | 15.08 | 14.92 | 15.00 | | 0 |
| | 25 | 0 | 14.95 | 14.98 | 15.11 | 14.96 | 14.99 | 0-1 | 0 |
| | 25 | 12 | 15.00 | 15.03 | 15.11 | 15.01 | 15.01 | | 0 |
| | 25 | 25 | 14.90 | 14.91 | 15.11 | 14.92 | 14.91 | | 0 |
| | 50 | 0 | 14.93 | 14.97 | 15.09 | 15.03 | 15.01 | | 0 |
| 16QAM | 1 | 0 | 14.83 | 15.22 | 15.11 | 15.05 | 14.86 | 0-1 | 0 |
| | 1 | 25 | 14.75 | 15.15 | 15.09 | 15.01 | 14.89 | | 0 |
| | 1 | 49 | 14.77 | 15.19 | 15.10 | 15.04 | 14.88 | | 0 |
| | 25 | 0 | 14.99 | 15.05 | 15.08 | 15.01 | 15.05 | 0-2 | 0 |
| | 25 | 12 | 15.03 | 15.07 | 15.10 | 15.07 | 15.04 | | 0 |
| | 25 | 25 | 15.01 | 15.06 | 15.10 | 15.00 | 15.03 | | 0 |
| | 50 | 0 | 14.99 | 15.08 | 15.07 | 14.97 | 14.99 | | 0 |
| 64QAM | 1 | 0 | 14.98 | 15.24 | 15.10 | 15.11 | 15.20 | 0-2 | 0 |
| | 1 | 25 | 14.94 | 15.30 | 15.09 | 15.07 | 15.09 | | 0 |
| | 1 | 49 | 14.97 | 15.29 | 15.09 | 15.08 | 15.11 | | 0 |
| | 25 | 0 | 14.86 | 15.03 | 15.10 | 14.91 | 14.95 | 0-3 | 0 |
| | 25 | 12 | 14.90 | 15.10 | 15.11 | 14.98 | 14.97 | | 0 |
| | 25 | 25 | 14.92 | 15.06 | 15.08 | 14.97 | 14.93 | | 0 |
| | 50 | 0 | 14.92 | 15.04 | 15.11 | 14.99 | 14.97 | | 0 |
| 256QAM | 1 | 0 | 14.77 | 14.48 | 14.88 | 15.02 | 14.82 | 0-5 | 0 |
| | 1 | 25 | 14.74 | 14.57 | 14.92 | 15.03 | 14.79 | | 0 |
| | 1 | 49 | 14.83 | 14.57 | 14.94 | 15.03 | 14.82 | | 0 |
| | 25 | 0 | 14.92 | 15.01 | 15.03 | 14.89 | 15.00 | | 0 |
| | 25 | 12 | 14.93 | 15.14 | 15.14 | 14.94 | 15.03 | | 0 |
| | 25 | 25 | 14.95 | 15.06 | 15.12 | 14.91 | 15.00 | | 0 |
| | 50 | 0 | 14.94 | 15.08 | 15.12 | 14.94 | 15.00 | | 0 |


© 2022 PCTEST.

## Table I-83
## LTE Band 41 PC3 Measured $P_{limit}$ Antenna 4 - 5 MHz Bandwidth

| LTE Band 41 5 MHz Bandwidth | | | | | | | | | |
|---|---|---|---|---|---|---|---|---|---|
| Modulation | RB Size | RB Offset | Low Channel 39750 (2506.0 MHz) | Low-Mid Channel 40185 (2549.5 MHz) | Mid Channel 40620 (2593.0 MHz) | Mid-High Channel 41055 (2636.5 MHz) | High Channel 41490 (2680.0 MHz) | MPR Allowed per 3GPP [dB] | MPR [dB] |
| | | | Conducted Power [dBm] | | | | | | |
| QPSK | 1 | 0 | 14.83 | 14.64 | 14.94 | 14.98 | 14.95 | 0 | 0 |
| | 1 | 12 | 14.83 | 14.64 | 14.95 | 15.00 | 14.94 | | 0 |
| | 1 | 24 | 14.85 | 14.64 | 14.97 | 15.00 | 14.93 | | 0 |
| | 12 | 0 | 14.84 | 14.70 | 14.95 | 15.00 | 14.93 | 0-1 | 0 |
| | 12 | 6 | 14.86 | 14.68 | 14.96 | 14.97 | 14.92 | | 0 |
| | 12 | 13 | 14.84 | 14.67 | 14.97 | 14.99 | 14.93 | | 0 |
| | 25 | 0 | 14.79 | 14.65 | 14.94 | 15.00 | 14.92 | | 0 |
| 16QAM | 1 | 0 | 14.85 | 14.64 | 14.96 | 15.00 | 14.94 | 0-1 | 0 |
| | 1 | 12 | 14.84 | 14.68 | 14.94 | 15.00 | 14.92 | | 0 |
| | 1 | 24 | 14.79 | 14.70 | 14.94 | 15.00 | 14.95 | | 0 |
| | 12 | 0 | 14.84 | 14.69 | 14.95 | 14.99 | 14.93 | 0-2 | 0 |
| | 12 | 6 | 14.85 | 14.68 | 14.95 | 14.99 | 14.92 | | 0 |
| | 12 | 13 | 14.81 | 14.68 | 14.98 | 15.00 | 14.92 | | 0 |
| | 25 | 0 | 14.87 | 14.69 | 14.97 | 14.99 | 14.90 | | 0 |
| 64QAM | 1 | 0 | 14.81 | 14.70 | 14.95 | 15.00 | 14.93 | 0-2 | 0 |
| | 1 | 12 | 14.84 | 14.66 | 14.98 | 14.99 | 14.95 | | 0 |
| | 1 | 24 | 14.86 | 14.67 | 14.96 | 14.99 | 14.93 | | 0 |
| | 12 | 0 | 14.82 | 14.66 | 14.99 | 15.00 | 14.92 | 0-3 | 0 |
| | 12 | 6 | 14.81 | 14.66 | 14.97 | 15.00 | 14.91 | | 0 |
| | 12 | 13 | 14.80 | 14.69 | 14.95 | 15.03 | 14.90 | | 0 |
| | 25 | 0 | 14.82 | 14.70 | 14.95 | 15.00 | 14.91 | | 0 |
| 256QAM | 1 | 0 | 15.29 | 14.57 | 15.37 | 15.04 | 15.33 | 0-5 | 0 |
| | 1 | 12 | 15.22 | 14.61 | 15.38 | 14.94 | 15.31 | | 0 |
| | 1 | 24 | 15.34 | 14.65 | 15.42 | 15.00 | 15.42 | | 0 |
| | 12 | 0 | 14.78 | 15.03 | 15.03 | 14.80 | 14.91 | | 0 |
| | 12 | 6 | 14.79 | 15.07 | 15.06 | 14.91 | 14.94 | | 0 |
| | 12 | 13 | 14.83 | 15.04 | 15.02 | 14.91 | 14.89 | | 0 |
| | 25 | 0 | 14.93 | 15.01 | 15.04 | 14.95 | 14.93 | | 0 |

## Table I-84
## LTE Band 41 PC3 Measured $P_{limit}$ Antenna 3a - 15 MHz Bandwidth

| LTE Band 41 15 MHz Bandwidth | | | | | | | | | |
|---|---|---|---|---|---|---|---|---|---|
| Modulation | RB Size | RB Offset | Low Channel 39750 (2506.0 MHz) | Low-Mid Channel 40185 (2549.5 MHz) | Mid Channel 40620 (2593.0 MHz) | Mid-High Channel 41055 (2636.5 MHz) | High Channel 41490 (2680.0 MHz) | MPR Allowed per 3GPP [dB] | MPR [dB] |
| | | | Conducted Power [dBm] | | | | | | |
| QPSK | 1 | 0 | 13.11 | 13.42 | 13.15 | 13.16 | 13.22 | 0 | 0 |
| | 1 | 36 | 13.36 | 13.41 | 13.10 | 13.22 | 13.22 | | 0 |
| | 1 | 74 | 13.42 | 13.46 | 13.14 | 13.26 | 13.24 | | 0 |
| | 36 | 0 | 13.46 | 13.47 | 13.29 | 13.32 | 13.42 | 0-1 | 0 |
| | 36 | 18 | 13.62 | 13.54 | 13.30 | 13.35 | 13.43 | | 0 |
| | 36 | 37 | 13.58 | 13.41 | 13.24 | 13.29 | 13.36 | | 0 |
| | 75 | 0 | 13.52 | 13.47 | 13.28 | 13.31 | 13.42 | | 0 |
| 16QAM | 1 | 0 | 12.96 | 13.50 | 13.30 | 13.33 | 13.30 | 0-1 | 0 |
| | 1 | 36 | 13.10 | 13.52 | 13.34 | 13.28 | 13.29 | | 0 |
| | 1 | 74 | 13.15 | 13.56 | 13.32 | 13.31 | 13.38 | | 0 |
| | 36 | 0 | 13.51 | 13.56 | 13.28 | 13.38 | 13.43 | 0-2 | 0 |
| | 36 | 18 | 13.62 | 13.58 | 13.37 | 13.41 | 13.46 | | 0 |
| | 36 | 37 | 13.57 | 13.44 | 13.28 | 13.34 | 13.44 | | 0 |
| | 75 | 0 | 13.58 | 13.47 | 13.29 | 13.36 | 13.43 | | 0 |
| 64QAM | 1 | 0 | 13.49 | 13.35 | 13.54 | 13.31 | 13.62 | 0-2 | 0 |
| | 1 | 36 | 13.74 | 13.43 | 13.50 | 13.26 | 13.66 | | 0 |
| | 1 | 74 | 13.60 | 13.40 | 13.53 | 13.33 | 13.74 | | 0 |
| | 36 | 0 | 13.52 | 13.54 | 13.36 | 13.22 | 13.42 | 0-3 | 0 |
| | 36 | 18 | 13.64 | 13.55 | 13.39 | 13.20 | 13.51 | | 0 |
| | 36 | 37 | 13.60 | 13.43 | 13.35 | 13.28 | 13.51 | | 0 |
| | 75 | 0 | 13.59 | 13.52 | 13.33 | 13.33 | 13.47 | | 0 |
| 256QAM | 1 | 0 | 13.50 | 13.21 | 13.49 | 12.99 | 13.49 | 0-5 | 0 |
| | 1 | 36 | 13.78 | 13.30 | 13.42 | 13.06 | 13.60 | | 0 |
| | 1 | 74 | 13.84 | 13.29 | 13.51 | 13.18 | 13.65 | | 0 |
| | 36 | 0 | 13.36 | 13.42 | 13.15 | 13.02 | 13.25 | | 0 |
| | 36 | 18 | 13.46 | 13.41 | 13.15 | 13.06 | 13.31 | | 0 |
| | 36 | 37 | 13.37 | 13.33 | 13.12 | 13.13 | 13.32 | | 0 |
| | 75 | 0 | 13.44 | 13.42 | 13.13 | 13.13 | 13.32 | | 0 |


© 2022 PCTEST.

## Table I-85
## LTE Band 41 PC3 Measured $P_{limit}$ Antenna 3a - 10 MHz Bandwidth

| LTE Band 41 10 MHz Bandwidth | | | | | | | | | |
|---|---|---|---|---|---|---|---|---|---|
| Modulation | RB Size | RB Offset | Low Channel 39750 (2506.0 MHz) | Low-Mid Channel 40185 (2549.5 MHz) | Mid Channel 40620 (2593.0 MHz) | Mid-High Channel 41055 (2636.5 MHz) | High Channel 41490 (2680.0 MHz) | MPR Allowed per 3GPP [dB] | MPR [dB] |
| | | | Conducted Power [dBm] | | | | | | |
| QPSK | 1 | 0 | 13.51 | 13.58 | 13.33 | 13.25 | 13.45 | 0 | 0 |
| | 1 | 25 | 13.62 | 13.51 | 13.33 | 13.29 | 13.48 | | 0 |
| | 1 | 49 | 13.70 | 13.50 | 13.34 | 13.26 | 13.47 | | 0 |
| | 25 | 0 | 13.53 | 13.50 | 13.28 | 13.30 | 13.37 | 0-1 | 0 |
| | 25 | 12 | 13.61 | 13.56 | 13.34 | 13.36 | 13.44 | | 0 |
| | 25 | 25 | 13.55 | 13.44 | 13.22 | 13.34 | 13.43 | | 0 |
| | 50 | 0 | 13.57 | 13.49 | 13.34 | 13.38 | 13.43 | | 0 |
| 16QAM | 1 | 0 | 13.36 | 13.67 | 13.15 | 13.40 | 13.30 | 0-1 | 0 |
| | 1 | 25 | 13.43 | 13.61 | 13.15 | 13.42 | 13.34 | | 0 |
| | 1 | 49 | 13.56 | 13.64 | 13.16 | 13.43 | 13.36 | | 0 |
| | 25 | 0 | 13.56 | 13.55 | 13.38 | 13.41 | 13.45 | 0-2 | 0 |
| | 25 | 12 | 13.66 | 13.57 | 13.42 | 13.47 | 13.51 | | 0 |
| | 25 | 25 | 13.65 | 13.52 | 13.34 | 13.38 | 13.50 | | 0 |
| | 50 | 0 | 13.60 | 13.58 | 13.38 | 13.35 | 13.45 | | 0 |
| 64QAM | 1 | 0 | 13.56 | 13.84 | 13.39 | 13.44 | 13.42 | 0-2 | 0 |
| | 1 | 25 | 13.64 | 13.85 | 13.37 | 13.47 | 13.55 | | 0 |
| | 1 | 49 | 13.62 | 13.66 | 13.34 | 13.49 | 13.51 | | 0 |
| | 25 | 0 | 13.55 | 13.48 | 13.30 | 13.23 | 13.30 | 0-3 | 0 |
| | 25 | 12 | 13.55 | 13.57 | 13.28 | 13.30 | 13.35 | | 0 |
| | 25 | 25 | 13.58 | 13.46 | 13.27 | 13.30 | 13.41 | | 0 |
| | 50 | 0 | 13.59 | 13.55 | 13.30 | 13.30 | 13.46 | | 0 |
| 256QAM | 1 | 0 | 13.10 | 13.15 | 13.06 | 13.09 | 13.06 | 0-5 | 0 |
| | 1 | 25 | 13.25 | 13.10 | 13.03 | 13.20 | 13.11 | | 0 |
| | 1 | 49 | 13.34 | 13.00 | 13.05 | 13.11 | 13.18 | | 0 |
| | 25 | 0 | 13.32 | 13.42 | 13.16 | 13.01 | 13.18 | | 0 |
| | 25 | 12 | 13.36 | 13.40 | 13.20 | 13.10 | 13.27 | | 0 |
| | 25 | 25 | 13.31 | 13.32 | 13.18 | 13.09 | 13.25 | | 0 |
| | 50 | 0 | 13.40 | 13.42 | 13.18 | 13.15 | 13.28 | | 0 |

## Table I-86
## LTE Band 41 PC3 Measured $P_{limit}$ Antenna 3a - 5 MHz Bandwidth

| LTE Band 41 5 MHz Bandwidth | | | | | | | | | |
|---|---|---|---|---|---|---|---|---|---|
| Modulation | RB Size | RB Offset | Low Channel 39750 (2506.0 MHz) | Low-Mid Channel 40185 (2549.5 MHz) | Mid Channel 40620 (2593.0 MHz) | Mid-High Channel 41055 (2636.5 MHz) | High Channel 41490 (2680.0 MHz) | MPR Allowed per 3GPP [dB] | MPR [dB] |
| | | | Conducted Power [dBm] | | | | | | |
| QPSK | 1 | 0 | 13.57 | 13.49 | 13.38 | 13.22 | 13.44 | 0 | 0 |
| | 1 | 12 | 13.60 | 13.53 | 13.33 | 13.28 | 13.43 | | 0 |
| | 1 | 24 | 13.66 | 13.44 | 13.36 | 13.12 | 13.43 | | 0 |
| | 12 | 0 | 13.57 | 13.50 | 13.32 | 13.33 | 13.39 | 0-1 | 0 |
| | 12 | 6 | 13.58 | 13.55 | 13.33 | 13.40 | 13.41 | | 0 |
| | 12 | 13 | 13.52 | 13.43 | 13.31 | 13.37 | 13.36 | | 0 |
| | 25 | 0 | 13.60 | 13.51 | 13.33 | 13.34 | 13.42 | | 0 |
| 16QAM | 1 | 0 | 13.56 | 13.70 | 13.33 | 13.63 | 13.42 | 0-1 | 0 |
| | 1 | 12 | 13.63 | 13.72 | 13.37 | 13.66 | 13.44 | | 0 |
| | 1 | 24 | 13.65 | 13.69 | 13.35 | 13.61 | 13.42 | | 0 |
| | 12 | 0 | 13.59 | 13.52 | 13.39 | 13.36 | 13.46 | 0-2 | 0 |
| | 12 | 6 | 13.63 | 13.60 | 13.39 | 13.42 | 13.51 | | 0 |
| | 12 | 13 | 13.59 | 13.50 | 13.40 | 13.41 | 13.48 | | 0 |
| | 25 | 0 | 13.53 | 13.49 | 13.32 | 13.39 | 13.41 | | 0 |
| 64QAM | 1 | 0 | 13.50 | 13.25 | 13.46 | 13.13 | 13.50 | 0-2 | 0 |
| | 1 | 12 | 13.80 | 13.24 | 13.44 | 13.35 | 13.54 | | 0 |
| | 1 | 24 | 13.72 | 13.20 | 13.46 | 13.33 | 13.53 | | 0 |
| | 12 | 0 | 13.63 | 13.44 | 13.41 | 13.33 | 13.45 | 0-3 | 0 |
| | 12 | 6 | 13.70 | 13.50 | 13.39 | 13.42 | 13.52 | | 0 |
| | 12 | 13 | 13.64 | 13.40 | 13.39 | 13.38 | 13.52 | | 0 |
| | 25 | 0 | 13.60 | 13.50 | 13.29 | 13.28 | 13.42 | | 0 |
| 256QAM | 1 | 0 | 13.75 | 13.26 | 13.52 | 13.02 | 13.55 | 0-5 | 0 |
| | 1 | 12 | 13.65 | 13.30 | 13.44 | 13.12 | 13.51 | | 0 |
| | 1 | 24 | 13.74 | 13.33 | 13.49 | 13.16 | 13.63 | | 0 |
| | 12 | 0 | 13.19 | 13.37 | 13.01 | 12.97 | 13.05 | | 0 |
| | 12 | 6 | 13.25 | 13.40 | 13.08 | 13.05 | 13.16 | | 0 |
| | 12 | 13 | 13.19 | 13.31 | 13.06 | 13.01 | 13.15 | | 0 |
| | 25 | 0 | 13.36 | 13.36 | 13.15 | 13.08 | 13.19 | | 0 |


© 2022 PCTEST.

## Table I-87
## LTE Band 41 PC3 Measured $P_{limit}$ Antenna 2a - 15 MHz Bandwidth

| LTE Band 41 15 MHz Bandwidth | | | | | | | | | |
|---|---|---|---|---|---|---|---|---|---|
| Modulation | RB Size | RB Offset | Low Channel 39750 (2506.0 MHz) | Low-Mid Channel 40185 (2549.5 MHz) | Mid Channel 40620 (2593.0 MHz) | Mid-High Channel 41055 (2636.5 MHz) | High Channel 41490 (2680.0 MHz) | MPR Allowed per 3GPP [dB] | MPR [dB] |
| | | | Conducted Power [dBm] | | | | | | |
| QPSK | 1 | 0 | 14.87 | 15.01 | 14.87 | 14.95 | 14.93 | 0 | 0 |
| | 1 | 36 | 14.86 | 15.00 | 14.94 | 15.00 | 14.95 | | 0 |
| | 1 | 74 | 14.80 | 15.04 | 15.00 | 15.09 | 15.01 | | 0 |
| | 36 | 0 | 15.03 | 15.00 | 15.09 | 15.13 | 15.21 | 0-1 | 0 |
| | 36 | 18 | 15.10 | 15.08 | 15.17 | 15.14 | 15.23 | | 0 |
| | 36 | 37 | 15.08 | 15.06 | 15.17 | 15.14 | 15.23 | | 0 |
| | 75 | 0 | 15.05 | 15.03 | 15.16 | 15.10 | 15.20 | | 0 |
| 16QAM | 1 | 0 | 14.56 | 15.03 | 14.73 | 15.07 | 14.96 | 0-1 | 0 |
| | 1 | 36 | 14.69 | 14.98 | 14.71 | 15.11 | 14.92 | | 0 |
| | 1 | 74 | 14.56 | 15.02 | 14.74 | 15.16 | 14.91 | | 0 |
| | 36 | 0 | 15.04 | 14.98 | 15.09 | 15.14 | 15.19 | 0-2 | 0 |
| | 36 | 18 | 15.13 | 15.07 | 15.18 | 15.19 | 15.25 | | 0 |
| | 36 | 37 | 15.09 | 15.05 | 15.18 | 15.16 | 15.22 | | 0 |
| | 75 | 0 | 15.09 | 15.01 | 15.14 | 15.13 | 15.17 | | 0 |
| 64QAM | 1 | 0 | 15.30 | 15.00 | 15.29 | 15.17 | 15.35 | 0-2 | 0 |
| | 1 | 36 | 15.26 | 15.04 | 15.34 | 15.22 | 15.39 | | 0 |
| | 1 | 74 | 15.22 | 15.12 | 15.41 | 15.25 | 15.45 | | 0 |
| | 36 | 0 | 15.08 | 15.02 | 15.14 | 15.11 | 15.23 | 0-3 | 0 |
| | 36 | 18 | 15.18 | 15.08 | 15.23 | 15.14 | 15.27 | | 0 |
| | 36 | 37 | 15.13 | 15.02 | 15.19 | 15.11 | 15.23 | | 0 |
| | 75 | 0 | 15.14 | 15.04 | 15.18 | 15.16 | 15.21 | | 0 |
| 256QAM | 1 | 0 | 15.43 | 14.75 | 15.49 | 15.31 | 15.55 | 0-5 | 0 |
| | 1 | 36 | 15.52 | 14.77 | 15.62 | 15.31 | 15.58 | | 0 |
| | 1 | 74 | 15.51 | 14.71 | 15.64 | 15.37 | 15.57 | | 0 |
| | 36 | 0 | 15.10 | 15.07 | 15.23 | 15.26 | 15.46 | | 0 |
| | 36 | 18 | 15.17 | 15.22 | 15.32 | 15.29 | 15.45 | | 0 |
| | 36 | 37 | 15.11 | 15.16 | 15.28 | 15.28 | 15.45 | | 0 |
| | 75 | 0 | 15.13 | 15.20 | 15.27 | 15.28 | 15.45 | | 0 |

## Table I-88
## LTE Band 41 PC3 Measured $P_{limit}$ Antenna 2a - 10 MHz Bandwidth

| LTE Band 41 10 MHz Bandwidth | | | | | | | | | |
|---|---|---|---|---|---|---|---|---|---|
| Modulation | RB Size | RB Offset | Low Channel 39750 (2506.0 MHz) | Low-Mid Channel 40185 (2549.5 MHz) | Mid Channel 40620 (2593.0 MHz) | Mid-High Channel 41055 (2636.5 MHz) | High Channel 41490 (2680.0 MHz) | MPR Allowed per 3GPP [dB] | MPR [dB] |
| | | | Conducted Power [dBm] | | | | | | |
| QPSK | 1 | 0 | 15.10 | 15.00 | 15.14 | 15.02 | 15.24 | 0 | 0 |
| | 1 | 25 | 15.12 | 15.05 | 15.19 | 15.04 | 15.24 | | 0 |
| | 1 | 49 | 15.12 | 15.06 | 15.19 | 15.06 | 15.24 | | 0 |
| | 25 | 0 | 15.05 | 15.08 | 15.09 | 15.12 | 15.17 | 0-1 | 0 |
| | 25 | 12 | 15.10 | 15.07 | 15.18 | 15.14 | 15.20 | | 0 |
| | 25 | 25 | 15.11 | 15.04 | 15.17 | 15.12 | 15.20 | | 0 |
| | 50 | 0 | 15.09 | 15.06 | 15.16 | 15.14 | 15.18 | | 0 |
| 16QAM | 1 | 0 | 15.00 | 15.14 | 14.96 | 15.15 | 15.09 | 0-1 | 0 |
| | 1 | 25 | 14.89 | 15.01 | 15.02 | 15.14 | 15.00 | | 0 |
| | 1 | 49 | 14.99 | 15.08 | 15.00 | 15.15 | 15.04 | | 0 |
| | 25 | 0 | 15.06 | 15.08 | 15.15 | 15.17 | 15.23 | 0-2 | 0 |
| | 25 | 12 | 15.16 | 15.11 | 15.20 | 15.16 | 15.24 | | 0 |
| | 25 | 25 | 15.12 | 15.06 | 15.21 | 15.14 | 15.24 | | 0 |
| | 50 | 0 | 15.10 | 15.08 | 15.16 | 15.13 | 15.23 | | 0 |
| 64QAM | 1 | 0 | 15.12 | 15.25 | 15.18 | 15.25 | 15.24 | 0-2 | 0 |
| | 1 | 25 | 15.22 | 15.32 | 15.28 | 15.26 | 15.32 | | 0 |
| | 1 | 49 | 15.10 | 15.32 | 15.15 | 15.30 | 15.17 | | 0 |
| | 25 | 0 | 15.00 | 15.07 | 15.03 | 15.16 | 15.10 | 0-3 | 0 |
| | 25 | 12 | 15.06 | 15.05 | 15.10 | 15.16 | 15.13 | | 0 |
| | 25 | 25 | 15.06 | 15.05 | 15.13 | 15.12 | 15.14 | | 0 |
| | 50 | 0 | 15.10 | 15.08 | 15.17 | 15.16 | 15.18 | | 0 |
| 256QAM | 1 | 0 | 14.92 | 14.79 | 15.05 | 15.36 | 15.28 | 0-5 | 0 |
| | 1 | 25 | 14.95 | 14.80 | 15.11 | 15.36 | 15.23 | | 0 |
| | 1 | 49 | 15.00 | 14.85 | 15.12 | 15.36 | 15.21 | | 0 |
| | 25 | 0 | 15.02 | 15.19 | 15.18 | 15.21 | 15.37 | | 0 |
| | 25 | 12 | 15.12 | 15.22 | 15.28 | 15.26 | 15.43 | | 0 |
| | 25 | 25 | 15.14 | 15.14 | 15.28 | 15.24 | 15.43 | | 0 |
| | 50 | 0 | 15.11 | 15.20 | 15.29 | 15.29 | 15.43 | | 0 |


© 2022 PCTEST.

## Table I-89
## LTE Band 41 PC3 Measured $P_{limit}$ Antenna 2a - 5 MHz Bandwidth

| LTE Band 41 5 MHz Bandwidth | | | | | | | | | |
|---|---|---|---|---|---|---|---|---|---|
| Modulation | RB Size | RB Offset | Low Channel 39750 (2506.0 MHz) | Low-Mid Channel 40185 (2549.5 MHz) | Mid Channel 40620 (2593.0 MHz) | Mid-High Channel 41055 (2636.5 MHz) | High Channel 41490 (2680.0 MHz) | MPR Allowed per 3GPP [dB] | MPR [dB] |
| | | | Conducted Power [dBm] | | | | | | |
| QPSK | 1 | 0 | 15.11 | 14.92 | 15.12 | 14.94 | 15.16 | 0 | 0 |
| | 1 | 12 | 15.11 | 15.01 | 15.11 | 15.02 | 15.28 | | 0 |
| | 1 | 24 | 15.10 | 14.91 | 15.15 | 14.94 | 15.26 | | 0 |
| | 12 | 0 | 15.12 | 15.02 | 15.11 | 15.10 | 15.13 | 0-1 | 0 |
| | 12 | 6 | 15.09 | 15.07 | 15.15 | 15.12 | 15.19 | | 0 |
| | 12 | 13 | 15.08 | 15.04 | 15.11 | 15.10 | 15.16 | | 0 |
| | 25 | 0 | 15.10 | 15.05 | 15.15 | 15.11 | 15.20 | | 0 |
| 16QAM | 1 | 0 | 15.05 | 15.06 | 15.07 | 15.11 | 15.15 | 0-1 | 0 |
| | 1 | 12 | 15.07 | 15.12 | 15.16 | 15.09 | 15.19 | | 0 |
| | 1 | 24 | 15.07 | 15.08 | 15.13 | 15.12 | 15.13 | | 0 |
| | 12 | 0 | 15.10 | 15.02 | 15.14 | 15.10 | 15.21 | 0-2 | 0 |
| | 12 | 6 | 15.11 | 15.07 | 15.17 | 15.15 | 15.22 | | 0 |
| | 12 | 13 | 15.11 | 15.04 | 15.17 | 15.12 | 15.20 | | 0 |
| | 25 | 0 | 15.04 | 15.03 | 15.10 | 15.10 | 15.18 | | 0 |
| 64QAM | 1 | 0 | 15.21 | 14.74 | 15.23 | 15.14 | 15.25 | 0-2 | 0 |
| | 1 | 12 | 15.21 | 14.78 | 15.25 | 15.23 | 15.28 | | 0 |
| | 1 | 24 | 15.29 | 14.85 | 15.23 | 15.13 | 15.16 | | 0 |
| | 12 | 0 | 15.14 | 14.97 | 15.19 | 15.19 | 15.19 | 0-3 | 0 |
| | 12 | 6 | 15.17 | 15.04 | 15.21 | 15.25 | 15.27 | | 0 |
| | 12 | 13 | 15.13 | 14.95 | 15.17 | 15.19 | 15.25 | | 0 |
| | 25 | 0 | 15.05 | 14.99 | 15.10 | 15.06 | 15.14 | | 0 |
| 256QAM | 1 | 0 | 15.44 | 15.10 | 15.29 | 14.91 | 15.38 | 0-5 | 0 |
| | 1 | 12 | 15.40 | 15.49 | 15.24 | 14.88 | 15.47 | | 0 |
| | 1 | 24 | 15.51 | 15.51 | 15.30 | 14.92 | 15.36 | | 0 |
| | 12 | 0 | 15.00 | 15.03 | 15.22 | 15.27 | 15.26 | | 0 |
| | 12 | 6 | 15.03 | 15.06 | 15.22 | 15.30 | 15.31 | | 0 |
| | 12 | 13 | 14.97 | 15.01 | 15.19 | 15.31 | 15.35 | | 0 |
| | 25 | 0 | 15.08 | 15.13 | 15.23 | 15.29 | 15.39 | | 0 |

## Table I-90
## LTE Band 41 PC3 Measured $P_{limit}$ Antenna 1a - 15 MHz Bandwidth

| LTE Band 41 15 MHz Bandwidth | | | | | | | | | |
|---|---|---|---|---|---|---|---|---|---|
| Modulation | RB Size | RB Offset | Low Channel 39750 (2506.0 MHz) | Low-Mid Channel 40185 (2549.5 MHz) | Mid Channel 40620 (2593.0 MHz) | Mid-High Channel 41055 (2636.5 MHz) | High Channel 41490 (2680.0 MHz) | MPR Allowed per 3GPP [dB] | MPR [dB] |
| | | | Conducted Power [dBm] | | | | | | |
| QPSK | 1 | 0 | 13.98 | 14.48 | 14.07 | 14.21 | 14.40 | 0 | 0 |
| | 1 | 36 | 14.28 | 14.44 | 14.10 | 14.27 | 14.15 | | 0 |
| | 1 | 74 | 14.45 | 14.43 | 14.17 | 14.29 | 14.25 | | 0 |
| | 36 | 0 | 14.40 | 14.55 | 14.33 | 14.37 | 14.45 | 0-1 | 0 |
| | 36 | 18 | 14.53 | 14.59 | 14.33 | 14.56 | 14.45 | | 0 |
| | 36 | 37 | 14.54 | 14.48 | 14.27 | 14.35 | 14.36 | | 0 |
| | 75 | 0 | 14.51 | 14.54 | 14.30 | 14.37 | 14.40 | | 0 |
| 16QAM | 1 | 0 | 13.90 | 14.46 | 14.20 | 14.21 | 13.88 | 0-1 | 0 |
| | 1 | 36 | 14.22 | 14.55 | 14.28 | 14.23 | 13.99 | | 0 |
| | 1 | 74 | 14.30 | 14.57 | 14.27 | 14.29 | 14.10 | | 0 |
| | 36 | 0 | 14.38 | 14.54 | 14.35 | 14.38 | 14.47 | 0-2 | 0 |
| | 36 | 18 | 14.45 | 14.53 | 14.38 | 14.37 | 14.50 | | 0 |
| | 36 | 37 | 14.51 | 14.43 | 14.35 | 14.55 | 14.51 | | 0 |
| | 75 | 0 | 14.40 | 14.49 | 14.32 | 14.35 | 14.46 | | 0 |
| 64QAM | 1 | 0 | 14.18 | 14.38 | 14.48 | 14.32 | 14.48 | 0-2 | 0 |
| | 1 | 36 | 14.62 | 14.41 | 14.51 | 14.34 | 14.61 | | 0 |
| | 1 | 74 | 14.45 | 14.45 | 14.40 | 14.34 | 14.61 | | 0 |
| | 36 | 0 | 14.41 | 14.55 | 14.35 | 14.32 | 14.44 | 0-3 | 0 |
| | 36 | 18 | 14.48 | 14.54 | 14.36 | 14.32 | 14.51 | | 0 |
| | 36 | 37 | 14.55 | 14.43 | 14.39 | 14.32 | 14.52 | | 0 |
| | 75 | 0 | 14.44 | 14.50 | 14.34 | 14.35 | 14.47 | | 0 |
| 256QAM | 1 | 0 | 14.37 | 14.36 | 14.67 | 14.29 | 14.86 | 0-5 | 0 |
| | 1 | 36 | 14.70 | 14.41 | 14.67 | 14.33 | 14.81 | | 0 |
| | 1 | 74 | 14.87 | 14.23 | 14.68 | 14.30 | 14.85 | | 0 |
| | 36 | 0 | 14.42 | 14.58 | 14.36 | 14.31 | 14.44 | | 0 |
| | 36 | 18 | 14.49 | 14.59 | 14.36 | 14.35 | 14.45 | | 0 |
| | 36 | 37 | 14.56 | 14.49 | 14.35 | 14.33 | 14.48 | | 0 |
| | 75 | 0 | 14.46 | 14.56 | 14.35 | 14.31 | 14.47 | | 0 |


© 2022 PCTEST.

## Table I-91
## LTE Band 41 PC3 Measured $P_{limit}$ Antenna 1a - 10 MHz Bandwidth

| LTE Band 41 10 MHz Bandwidth | | | | | | | | | |
|---|---|---|---|---|---|---|---|---|---|
| Modulation | RB Size | RB Offset | Low Channel 39750 (2506.0 MHz) | Low-Mid Channel 40185 (2549.5 MHz) | Mid Channel 40620 (2593.0 MHz) | Mid-High Channel 41055 (2636.5 MHz) | High Channel 41490 (2680.0 MHz) | MPR Allowed per 3GPP [dB] | MPR [dB] |
| | | | Conducted Power [dBm] | | | | | | |
| QPSK | 1 | 0 | 14.10 | 14.51 | 14.30 | 14.30 | 14.47 | 0 | 0 |
| | 1 | 25 | 14.46 | 14.54 | 14.37 | 14.33 | 14.50 | | 0 |
| | 1 | 49 | 14.70 | 14.52 | 14.37 | 14.31 | 14.50 | | 0 |
| | 25 | 0 | 14.45 | 14.51 | 14.30 | 14.40 | 14.42 | 0-1 | 0 |
| | 25 | 12 | 14.56 | 14.55 | 14.34 | 14.50 | 14.47 | | 0 |
| | 25 | 25 | 14.54 | 14.48 | 14.28 | 14.31 | 14.39 | | 0 |
| | 50 | 0 | 14.53 | 14.52 | 14.32 | 14.42 | 14.46 | | 0 |
| 16QAM | 1 | 0 | 14.21 | 14.71 | 14.23 | 14.40 | 14.30 | 0-1 | 0 |
| | 1 | 25 | 14.33 | 14.72 | 14.18 | 14.45 | 14.31 | | 0 |
| | 1 | 49 | 14.45 | 14.70 | 14.22 | 14.42 | 14.35 | | 0 |
| | 25 | 0 | 14.51 | 14.55 | 14.37 | 14.33 | 14.47 | 0-2 | 0 |
| | 25 | 12 | 14.54 | 14.55 | 14.41 | 14.39 | 14.54 | | 0 |
| | 25 | 25 | 14.62 | 14.44 | 14.37 | 14.38 | 14.50 | | 0 |
| | 50 | 0 | 14.46 | 14.51 | 14.77 | 14.37 | 14.45 | | 0 |
| 64QAM | 1 | 0 | 14.43 | 14.67 | 14.34 | 14.48 | 14.41 | 0-2 | 0 |
| | 1 | 25 | 14.39 | 14.70 | 14.48 | 14.46 | 14.47 | | 0 |
| | 1 | 49 | 14.58 | 14.61 | 14.35 | 14.47 | 14.47 | | 0 |
| | 25 | 0 | 14.45 | 14.50 | 14.24 | 14.33 | 14.31 | 0-3 | 0 |
| | 25 | 12 | 14.49 | 14.55 | 14.27 | 14.32 | 14.39 | | 0 |
| | 25 | 25 | 14.53 | 14.44 | 14.28 | 14.36 | 14.37 | | 0 |
| | 50 | 0 | 14.46 | 14.54 | 14.31 | 14.36 | 14.39 | | 0 |
| 256QAM | 1 | 0 | 14.24 | 14.35 | 14.16 | 14.47 | 14.25 | 0-5 | 0 |
| | 1 | 25 | 14.34 | 14.35 | 14.22 | 14.44 | 14.30 | | 0 |
| | 1 | 49 | 14.45 | 14.48 | 14.13 | 14.45 | 14.33 | | 0 |
| | 25 | 0 | 14.46 | 14.55 | 14.34 | 14.29 | 14.44 | | 0 |
| | 25 | 12 | 14.49 | 14.61 | 14.39 | 14.34 | 14.47 | | 0 |
| | 25 | 25 | 14.54 | 14.50 | 14.39 | 14.31 | 14.46 | | 0 |
| | 50 | 0 | 14.48 | 14.58 | 14.37 | 14.33 | 14.47 | | 0 |

## Table I-92
## LTE Band 41 PC3 Measured $P_{limit}$ Antenna 1a - 5 MHz Bandwidth

| LTE Band 41 5 MHz Bandwidth | | | | | | | | | |
|---|---|---|---|---|---|---|---|---|---|
| Modulation | RB Size | RB Offset | Low Channel 39750 (2506.0 MHz) | Low-Mid Channel 40185 (2549.5 MHz) | Mid Channel 40620 (2593.0 MHz) | Mid-High Channel 41055 (2636.5 MHz) | High Channel 41490 (2680.0 MHz) | MPR Allowed per 3GPP [dB] | MPR [dB] |
| | | | Conducted Power [dBm] | | | | | | |
| QPSK | 1 | 0 | 14.21 | 14.42 | 14.30 | 14.26 | 14.38 | 0 | 0 |
| | 1 | 12 | 14.56 | 14.52 | 14.34 | 14.27 | 14.52 | | 0 |
| | 1 | 24 | 14.55 | 14.43 | 14.30 | 14.23 | 14.49 | | 0 |
| | 12 | 0 | 14.44 | 14.53 | 14.31 | 14.39 | 14.39 | 0-1 | 0 |
| | 12 | 6 | 14.48 | 14.57 | 14.37 | 14.50 | 14.43 | | 0 |
| | 12 | 13 | 14.44 | 14.45 | 14.33 | 14.39 | 14.39 | | 0 |
| | 25 | 0 | 14.49 | 14.51 | 14.32 | 14.37 | 14.42 | | 0 |
| 16QAM | 1 | 0 | 14.47 | 14.71 | 14.28 | 14.52 | 14.41 | 0-1 | 0 |
| | 1 | 12 | 14.55 | 14.68 | 14.30 | 14.51 | 14.41 | | 0 |
| | 1 | 24 | 14.59 | 14.63 | 14.30 | 14.56 | 14.42 | | 0 |
| | 12 | 0 | 14.44 | 14.56 | 14.32 | 14.35 | 14.38 | 0-2 | 0 |
| | 12 | 6 | 14.53 | 14.57 | 14.38 | 14.37 | 14.45 | | 0 |
| | 12 | 13 | 14.48 | 14.47 | 14.37 | 14.36 | 14.42 | | 0 |
| | 25 | 0 | 14.39 | 14.48 | 14.29 | 14.33 | 14.39 | | 0 |
| 64QAM | 1 | 0 | 14.30 | 14.32 | 14.43 | 14.29 | 14.57 | 0-2 | 0 |
| | 1 | 12 | 14.63 | 14.22 | 14.43 | 14.42 | 14.55 | | 0 |
| | 1 | 24 | 14.75 | 14.23 | 14.42 | 14.37 | 14.53 | | 0 |
| | 12 | 0 | 14.55 | 14.45 | 14.38 | 14.38 | 14.41 | 0-3 | 0 |
| | 12 | 6 | 14.55 | 14.51 | 14.40 | 14.57 | 14.47 | | 0 |
| | 12 | 13 | 14.54 | 14.40 | 14.39 | 14.41 | 14.43 | | 0 |
| | 25 | 0 | 14.43 | 14.50 | 14.31 | 14.31 | 14.31 | | 0 |
| 256QAM | 1 | 0 | 14.33 | 14.37 | 14.72 | 14.36 | 14.81 | 0-5 | 0 |
| | 1 | 12 | 14.84 | 14.40 | 14.62 | 14.39 | 14.69 | | 0 |
| | 1 | 24 | 14.70 | 14.12 | 14.79 | 14.38 | 14.81 | | 0 |
| | 12 | 0 | 14.36 | 14.54 | 14.24 | 14.30 | 14.23 | | 0 |
| | 12 | 6 | 14.38 | 14.58 | 14.28 | 14.30 | 14.30 | | 0 |
| | 12 | 13 | 14.35 | 14.48 | 14.27 | 14.28 | 14.26 | | 0 |
| | 25 | 0 | 14.40 | 14.52 | 14.31 | 14.33 | 14.37 | | 0 |


© 2022 PCTEST.

## I.1.12 LTE Band 48

### Table I-93
### LTE Band 48 Measured $P_{limit}$ Antenna 4 - 15 MHz Bandwidth

| LTE Band 48 15 MHz Bandwidth | | | | | | | | |
|---|---|---|---|---|---|---|---|---|
| Modulation | RB Size | RB Offset | Low Channel 55315 (3557.5 MHz) | Low-Mid Channel 55765 (3602.5 MHz) | Mid-High Channel 56215 (3647.5 MHz) | High Channel 56665 (3692.5 MHz) | MPR Allowed per 3GPP [dB] | MPR [dB] |
| | | | Conducted Power [dBm] | | | | | |
| QPSK | 1 | 0 | 13.27 | 13.18 | 13.23 | 13.32 | 0 | 0 |
| | 1 | 36 | 13.29 | 13.24 | 13.29 | 13.37 | | 0 |
| | 1 | 74 | 13.31 | 13.25 | 13.32 | 13.33 | | 0 |
| | 36 | 0 | 13.45 | 13.30 | 13.34 | 13.44 | 0-1 | 0 |
| | 36 | 18 | 13.48 | 13.33 | 13.34 | 13.41 | | 0 |
| | 36 | 37 | 13.44 | 13.21 | 13.42 | 13.49 | | 0 |
| | 75 | 0 | 13.42 | 13.17 | 13.32 | 13.39 | | 0 |
| 16QAM | 1 | 0 | 13.21 | 13.27 | 13.31 | 13.04 | 0-1 | 0 |
| | 1 | 36 | 13.24 | 13.28 | 13.42 | 13.05 | | 0 |
| | 1 | 74 | 13.23 | 13.33 | 13.40 | 13.03 | | 0 |
| | 36 | 0 | 13.47 | 13.35 | 13.38 | 13.47 | 0-2 | 0 |
| | 36 | 18 | 13.48 | 13.35 | 13.40 | 13.45 | | 0 |
| | 36 | 37 | 13.44 | 13.25 | 13.47 | 13.49 | | 0 |
| | 75 | 0 | 13.41 | 13.19 | 13.34 | 13.39 | | 0 |
| 64QAM | 1 | 0 | 13.76 | 13.38 | 13.48 | 13.71 | 0-2 | 0 |
| | 1 | 36 | 13.76 | 13.39 | 13.64 | 13.77 | | 0 |
| | 1 | 74 | 13.70 | 13.39 | 13.67 | 13.78 | | 0 |
| | 36 | 0 | 13.68 | 13.48 | 13.47 | 13.57 | 0-3 | 0 |
| | 36 | 18 | 13.59 | 13.44 | 13.57 | 13.66 | | 0 |
| | 36 | 37 | 13.56 | 13.38 | 13.57 | 13.61 | | 0 |
| | 75 | 0 | 13.54 | 13.43 | 13.59 | 13.63 | | 0 |
| 256QAM | 1 | 0 | 12.70 | 11.97 | 12.42 | 12.50 | 0-5 | 1.3 |
| | 1 | 36 | 12.72 | 11.98 | 12.43 | 12.72 | | 1.3 |
| | 1 | 74 | 12.85 | 11.92 | 12.42 | 12.70 | | 1.3 |
| | 36 | 0 | 12.59 | 12.48 | 12.41 | 12.42 | | 1.3 |
| | 36 | 18 | 12.54 | 12.47 | 12.40 | 12.46 | | 1.3 |
| | 36 | 37 | 12.49 | 12.37 | 12.38 | 12.42 | | 1.3 |
| | 75 | 0 | 12.49 | 12.49 | 12.39 | 12.44 | | 1.3 |

### Table I-94
### LTE Band 48 Measured $P_{limit}$ Antenna 4 - 10 MHz Bandwidth

| LTE Band 48 10 MHz Bandwidth | | | | | | | | |
|---|---|---|---|---|---|---|---|---|
| Modulation | RB Size | RB Offset | Low Channel 55290 (3555.0 MHz) | Low-Mid Channel 55757 (3601.7 MHz) | Mid-High Channel 56223 (3648.3 MHz) | High Channel 56690 (3695.0 MHz) | MPR Allowed per 3GPP [dB] | MPR [dB] |
| | | | Conducted Power [dBm] | | | | | |
| QPSK | 1 | 0 | 13.52 | 13.30 | 13.29 | 13.48 | 0 | 0 |
| | 1 | 25 | 13.45 | 13.24 | 13.30 | 13.46 | | 0 |
| | 1 | 49 | 13.49 | 13.33 | 13.31 | 13.51 | | 0 |
| | 25 | 0 | 13.44 | 13.31 | 13.30 | 13.41 | 0-1 | 0 |
| | 25 | 12 | 13.41 | 13.32 | 13.35 | 13.42 | | 0 |
| | 25 | 25 | 13.35 | 13.32 | 13.40 | 13.50 | | 0 |
| | 50 | 0 | 13.37 | 13.33 | 13.33 | 13.42 | | 0 |
| 16QAM | 1 | 0 | 13.34 | 13.38 | 13.44 | 13.35 | 0-1 | 0 |
| | 1 | 25 | 13.24 | 13.32 | 13.42 | 13.32 | | 0 |
| | 1 | 49 | 13.32 | 13.39 | 13.51 | 13.34 | | 0 |
| | 25 | 0 | 13.51 | 13.37 | 13.37 | 13.49 | 0-2 | 0 |
| | 25 | 12 | 13.46 | 13.35 | 13.43 | 13.50 | | 0 |
| | 25 | 25 | 13.44 | 13.35 | 13.46 | 13.57 | | 0 |
| | 50 | 0 | 13.42 | 13.34 | 13.33 | 13.44 | | 0 |
| 64QAM | 1 | 0 | 13.71 | 13.61 | 13.63 | 13.63 | 0-2 | 0 |
| | 1 | 25 | 13.63 | 13.59 | 13.59 | 13.61 | | 0 |
| | 1 | 49 | 13.62 | 13.50 | 13.71 | 13.67 | | 0 |
| | 25 | 0 | 13.53 | 13.39 | 13.41 | 13.45 | 0-3 | 0 |
| | 25 | 12 | 13.53 | 13.46 | 13.51 | 13.49 | | 0 |
| | 25 | 25 | 13.47 | 13.45 | 13.52 | 13.53 | | 0 |
| | 50 | 0 | 13.61 | 13.41 | 13.58 | 13.51 | | 0 |
| 256QAM | 1 | 0 | 12.41 | 12.14 | 12.53 | 12.27 | 0-5 | 1.3 |
| | 1 | 25 | 12.33 | 11.92 | 12.51 | 12.19 | | 1.3 |
| | 1 | 49 | 12.30 | 11.99 | 12.53 | 12.27 | | 1.3 |
| | 25 | 0 | 12.54 | 12.50 | 12.37 | 12.40 | | 1.3 |
| | 25 | 12 | 12.51 | 12.51 | 12.41 | 12.39 | | 1.3 |
| | 25 | 25 | 12.45 | 12.47 | 12.34 | 12.34 | | 1.3 |
| | 50 | 0 | 12.60 | 12.52 | 12.41 | 12.40 | | 1.3 |


© 2022 PCTEST.

## Table I-95
## LTE Band 48 Measured $P_{limit}$ Antenna 4 - 5 MHz Bandwidth

| LTE Band 48 5 MHz Bandwidth | | | | | | | | |
|---|---|---|---|---|---|---|---|---|
| Modulation | RB Size | RB Offset | Low Channel 55265 (3552.5 MHz) | Low-Mid Channel 55748 (3600.8 MHz) | Mid-High Channel 56232 (3649.2 MHz) | High Channel 56715 (3697.5 MHz) | MPR Allowed per 3GPP [dB] | MPR [dB] |
| | | | Conducted Power [dBm] | | | | | |
| QPSK | 1 | 0 | 13.60 | 13.22 | 13.22 | 13.57 | 0 | 0 |
| | 1 | 12 | 13.60 | 13.20 | 13.26 | 13.46 | | 0 |
| | 1 | 24 | 13.56 | 13.22 | 13.26 | 13.52 | | 0 |
| | 12 | 0 | 13.57 | 13.26 | 13.29 | 13.48 | 0-1 | 0 |
| | 12 | 6 | 13.61 | 13.24 | 13.39 | 13.47 | | 0 |
| | 12 | 13 | 13.57 | 13.26 | 13.40 | 13.44 | | 0 |
| | 25 | 0 | 13.62 | 13.27 | 13.41 | 13.52 | | 0 |
| 16QAM | 1 | 0 | 13.61 | 13.49 | 13.65 | 13.39 | 0-1 | 0 |
| | 1 | 12 | 13.62 | 13.42 | 13.55 | 13.32 | | 0 |
| | 1 | 24 | 13.62 | 13.49 | 13.63 | 13.51 | | 0 |
| | 12 | 0 | 13.64 | 13.28 | 13.35 | 13.51 | 0-2 | 0 |
| | 12 | 6 | 13.62 | 13.29 | 13.42 | 13.52 | | 0 |
| | 12 | 13 | 13.59 | 13.24 | 13.42 | 13.50 | | 0 |
| | 25 | 0 | 13.60 | 13.27 | 13.42 | 13.45 | | 0 |
| 64QAM | 1 | 0 | 13.59 | 13.19 | 13.48 | 13.78 | 0-2 | 0 |
| | 1 | 12 | 13.58 | 13.15 | 13.53 | 13.67 | | 0 |
| | 1 | 24 | 13.63 | 13.13 | 13.53 | 13.75 | | 0 |
| | 12 | 0 | 13.61 | 13.33 | 13.60 | 13.62 | 0-3 | 0 |
| | 12 | 6 | 13.60 | 13.27 | 13.64 | 13.60 | | 0 |
| | 12 | 13 | 13.57 | 13.27 | 13.60 | 13.62 | | 0 |
| | 25 | 0 | 13.59 | 13.33 | 13.50 | 13.54 | | 0 |
| 256QAM | 1 | 0 | 12.68 | 12.30 | 12.46 | 12.36 | 0-5 | 1.3 |
| | 1 | 12 | 12.75 | 11.92 | 12.47 | 12.64 | | 1.3 |
| | 1 | 24 | 12.85 | 11.96 | 12.50 | 12.79 | | 1.3 |
| | 12 | 0 | 12.38 | 12.41 | 12.35 | 12.28 | | 1.3 |
| | 12 | 6 | 12.30 | 12.28 | 12.35 | 12.23 | | 1.3 |
| | 12 | 13 | 12.32 | 12.35 | 12.41 | 12.26 | | 1.3 |
| | 25 | 0 | 12.43 | 12.27 | 12.44 | 12.33 | | 1.3 |

## Table I-96
## LTE Band 48 Measured $P_{limit}$ Antenna 3b - 15 MHz Bandwidth

| LTE Band 48 15 MHz Bandwidth | | | | | | | | |
|---|---|---|---|---|---|---|---|---|
| Modulation | RB Size | RB Offset | Low Channel 55315 (3557.5 MHz) | Low-Mid Channel 55765 (3602.5 MHz) | Mid-High Channel 56215 (3647.5 MHz) | High Channel 56665 (3692.5 MHz) | MPR Allowed per 3GPP [dB] | MPR [dB] |
| | | | Conducted Power [dBm] | | | | | |
| QPSK | 1 | 0 | 14.13 | 14.16 | 14.14 | 14.19 | 0 | 0 |
| | 1 | 36 | 14.21 | 14.20 | 14.20 | 14.19 | | 0 |
| | 1 | 74 | 14.21 | 14.27 | 14.22 | 14.20 | | 0 |
| | 36 | 0 | 14.27 | 14.28 | 14.30 | 14.31 | 0-1 | 0 |
| | 36 | 18 | 14.38 | 14.30 | 14.36 | 14.36 | | 0 |
| | 36 | 37 | 14.32 | 14.31 | 14.34 | 14.33 | | 0 |
| | 75 | 0 | 14.31 | 14.26 | 14.34 | 14.36 | | 0 |
| 16QAM | 1 | 0 | 13.91 | 14.24 | 14.27 | 13.90 | 0-1 | 0 |
| | 1 | 36 | 13.93 | 14.29 | 14.34 | 13.93 | | 0 |
| | 1 | 74 | 14.00 | 14.29 | 14.36 | 13.89 | | 0 |
| | 36 | 0 | 14.25 | 14.31 | 14.34 | 14.31 | 0-2 | 0 |
| | 36 | 18 | 14.37 | 14.31 | 14.41 | 14.38 | | 0 |
| | 36 | 37 | 14.34 | 14.31 | 14.39 | 14.35 | | 0 |
| | 75 | 0 | 14.34 | 14.23 | 14.32 | 14.32 | | 0 |
| 64QAM | 1 | 0 | 14.57 | 14.35 | 14.49 | 14.23 | 0-2 | 0 |
| | 1 | 36 | 14.54 | 14.45 | 14.57 | 14.20 | | 0 |
| | 1 | 74 | 14.56 | 14.48 | 14.57 | 14.23 | | 0 |
| | 36 | 0 | 14.53 | 14.49 | 14.45 | 14.55 | 0-3 | 0 |
| | 36 | 18 | 14.58 | 14.47 | 14.52 | 14.54 | | 0 |
| | 36 | 37 | 14.56 | 14.43 | 14.51 | 14.53 | | 0 |
| | 75 | 0 | 14.56 | 14.48 | 14.56 | 14.55 | | 0 |
| 256QAM | 1 | 0 | 13.31 | 13.28 | 13.22 | 13.20 | 0-5 | 0.7 |
| | 1 | 36 | 13.32 | 13.30 | 13.12 | 13.21 | | 0.7 |
| | 1 | 74 | 13.37 | 13.28 | 13.33 | 13.33 | | 0.7 |
| | 36 | 0 | 13.82 | 13.77 | 13.64 | 13.58 | | 0.7 |
| | 36 | 18 | 13.90 | 13.83 | 13.67 | 13.77 | | 0.7 |
| | 36 | 37 | 13.84 | 13.84 | 13.72 | 13.68 | | 0.7 |
| | 75 | 0 | 13.91 | 13.92 | 13.68 | 13.68 | | 0.7 |


© 2022 PCTEST.

## Table I-97
## LTE Band 48 Measured $P_{limit}$ Antenna 3b - 10 MHz Bandwidth

| LTE Band 48 10 MHz Bandwidth | | | | | | | | |
|---|---|---|---|---|---|---|---|---|
| Modulation | RB Size | RB Offset | Low Channel 55290 (3555.0 MHz) | Low-Mid Channel 55757 (3601.7 MHz) | Mid-High Channel 56223 (3648.3 MHz) | High Channel 56690 (3695.0 MHz) | MPR Allowed per 3GPP [dB] | MPR [dB] |
| | | | Conducted Power [dBm] | | | | | |
| QPSK | 1 | 0 | 14.17 | 14.28 | 14.32 | 14.40 | 0 | 0 |
| | 1 | 25 | 14.18 | 14.24 | 14.25 | 14.29 | | 0 |
| | 1 | 49 | 14.22 | 14.32 | 14.38 | 14.35 | | 0 |
| | 25 | 0 | 14.30 | 14.25 | 14.28 | 14.29 | 0-1 | 0 |
| | 25 | 12 | 14.34 | 14.30 | 14.28 | 14.29 | | 0 |
| | 25 | 25 | 14.28 | 14.24 | 14.32 | 14.36 | | 0 |
| | 50 | 0 | 14.33 | 14.27 | 14.25 | 14.28 | | 0 |
| 16QAM | 1 | 0 | 14.39 | 14.34 | 14.18 | 14.46 | 0-1 | 0 |
| | 1 | 25 | 14.32 | 14.26 | 14.14 | 14.35 | | 0 |
| | 1 | 49 | 14.41 | 14.33 | 14.19 | 14.46 | | 0 |
| | 25 | 0 | 14.37 | 14.29 | 14.28 | 14.32 | 0-2 | 0 |
| | 25 | 12 | 14.35 | 14.32 | 14.32 | 14.36 | | 0 |
| | 25 | 25 | 14.35 | 14.28 | 14.36 | 14.39 | | 0 |
| | 50 | 0 | 14.32 | 14.29 | 14.25 | 14.28 | | 0 |
| 64QAM | 1 | 0 | 14.57 | 14.43 | 14.52 | 14.52 | 0-2 | 0 |
| | 1 | 25 | 14.52 | 14.47 | 14.57 | 14.53 | | 0 |
| | 1 | 49 | 14.56 | 14.56 | 14.53 | 14.46 | | 0 |
| | 25 | 0 | 14.52 | 14.40 | 14.47 | 14.49 | 0-3 | 0 |
| | 25 | 12 | 14.54 | 14.41 | 14.47 | 14.52 | | 0 |
| | 25 | 25 | 14.52 | 14.40 | 14.55 | 14.58 | | 0 |
| | 50 | 0 | 14.57 | 14.48 | 14.48 | 14.51 | | 0 |
| 256QAM | 1 | 0 | 13.18 | 13.29 | 13.14 | 13.31 | 0-5 | 0.7 |
| | 1 | 25 | 13.12 | 13.16 | 13.09 | 13.30 | | 0.7 |
| | 1 | 49 | 13.30 | 13.33 | 13.19 | 13.23 | | 0.7 |
| | 25 | 0 | 13.80 | 13.85 | 13.61 | 13.74 | | 0.7 |
| | 25 | 12 | 13.87 | 13.73 | 13.71 | 13.72 | | 0.7 |
| | 25 | 25 | 13.74 | 13.81 | 13.64 | 13.60 | | 0.7 |
| | 50 | 0 | 13.71 | 13.78 | 13.76 | 13.75 | | 0.7 |

## Table I-98
## LTE Band 48 Measured $P_{limit}$ Antenna 3b - 5 MHz Bandwidth

| LTE Band 48 5 MHz Bandwidth | | | | | | | | |
|---|---|---|---|---|---|---|---|---|
| Modulation | RB Size | RB Offset | Low Channel 55265 (3552.5 MHz) | Low-Mid Channel 55748 (3600.8 MHz) | Mid-High Channel 56232 (3649.2 MHz) | High Channel 56715 (3697.5 MHz) | MPR Allowed per 3GPP [dB] | MPR [dB] |
| | | | Conducted Power [dBm] | | | | | |
| QPSK | 1 | 0 | 14.51 | 14.13 | 14.52 | 14.49 | 0 | 0 |
| | 1 | 12 | 14.48 | 14.12 | 14.45 | 14.45 | | 0 |
| | 1 | 24 | 14.49 | 14.12 | 14.43 | 14.32 | | 0 |
| | 12 | 0 | 14.47 | 14.13 | 14.54 | 14.54 | 0-1 | 0 |
| | 12 | 6 | 14.49 | 14.17 | 14.57 | 14.54 | | 0 |
| | 12 | 13 | 14.48 | 14.12 | 14.56 | 14.54 | | 0 |
| | 25 | 0 | 14.46 | 14.13 | 14.54 | 14.54 | | 0 |
| 16QAM | 1 | 0 | 14.49 | 14.17 | 14.56 | 14.54 | 0-1 | 0 |
| | 1 | 12 | 14.47 | 14.14 | 14.56 | 14.53 | | 0 |
| | 1 | 24 | 14.46 | 14.16 | 14.54 | 14.54 | | 0 |
| | 12 | 0 | 14.47 | 14.17 | 14.54 | 14.57 | 0-2 | 0 |
| | 12 | 6 | 14.48 | 14.15 | 14.56 | 14.55 | | 0 |
| | 12 | 13 | 14.47 | 14.14 | 14.54 | 14.53 | | 0 |
| | 25 | 0 | 14.46 | 14.16 | 14.53 | 14.54 | | 0 |
| 64QAM | 1 | 0 | 14.48 | 14.15 | 14.56 | 14.56 | 0-2 | 0 |
| | 1 | 12 | 14.47 | 14.13 | 14.56 | 14.53 | | 0 |
| | 1 | 24 | 14.46 | 14.16 | 14.57 | 14.56 | | 0 |
| | 12 | 0 | 14.45 | 14.16 | 14.57 | 14.55 | 0-3 | 0 |
| | 12 | 6 | 14.49 | 14.18 | 14.55 | 14.51 | | 0 |
| | 12 | 13 | 14.47 | 14.16 | 14.54 | 14.56 | | 0 |
| | 25 | 0 | 14.46 | 14.15 | 14.56 | 14.55 | | 0 |
| 256QAM | 1 | 0 | 13.36 | 13.31 | 13.18 | 13.15 | 0-5 | 0.7 |
| | 1 | 12 | 13.25 | 13.34 | 13.34 | 13.32 | | 0.7 |
| | 1 | 24 | 13.27 | 13.35 | 13.19 | 13.14 | | 0.7 |
| | 12 | 0 | 13.62 | 13.79 | 13.66 | 13.57 | | 0.7 |
| | 12 | 6 | 13.68 | 13.65 | 13.45 | 13.63 | | 0.7 |
| | 12 | 13 | 13.69 | 13.59 | 13.59 | 13.66 | | 0.7 |
| | 25 | 0 | 13.78 | 13.86 | 13.56 | 13.73 | | 0.7 |


© 2022 PCTEST.

## Table I-99
## LTE Band 48 Measured $P_{limit}$ Antenna 2b - 15 MHz Bandwidth

| LTE Band 48 15 MHz Bandwidth | | | | | | | | |
|---|---|---|---|---|---|---|---|---|
| Modulation | RB Size | RB Offset | Low Channel 55315 (3557.5 MHz) | Low-Mid Channel 55765 (3602.5 MHz) | Mid-High Channel 56215 (3647.5 MHz) | High Channel 56665 (3692.5 MHz) | MPR Allowed per 3GPP [dB] | MPR [dB] |
| | | | Conducted Power [dBm] | | | | | |
| QPSK | 1 | 0 | 14.04 | 14.13 | 14.21 | 14.18 | 0 | 0 |
| | 1 | 36 | 14.02 | 14.19 | 14.19 | 14.16 | | 0 |
| | 1 | 74 | 14.04 | 14.23 | 14.22 | 14.13 | | 0 |
| | 36 | 0 | 14.22 | 14.13 | 14.27 | 14.29 | 0-1 | 0 |
| | 36 | 18 | 14.21 | 14.29 | 14.37 | 14.27 | | 0 |
| | 36 | 37 | 14.18 | 14.26 | 14.34 | 14.30 | | 0 |
| | 75 | 0 | 14.18 | 14.22 | 14.33 | 14.21 | | 0 |
| 16QAM | 1 | 0 | 13.65 | 14.20 | 14.31 | 13.84 | 0-1 | 0 |
| | 1 | 36 | 13.71 | 14.25 | 14.33 | 13.91 | | 0 |
| | 1 | 74 | 13.66 | 14.32 | 14.32 | 13.86 | | 0 |
| | 36 | 0 | 14.22 | 14.20 | 14.34 | 14.32 | 0-2 | 0 |
| | 36 | 18 | 14.20 | 14.33 | 14.44 | 14.31 | | 0 |
| | 36 | 37 | 14.16 | 14.30 | 14.40 | 14.34 | | 0 |
| | 75 | 0 | 14.14 | 14.23 | 14.36 | 14.24 | | 0 |
| 64QAM | 1 | 0 | 14.41 | 14.24 | 14.39 | 14.52 | 0-2 | 0 |
| | 1 | 36 | 14.47 | 14.30 | 14.43 | 14.55 | | 0 |
| | 1 | 74 | 14.49 | 14.38 | 14.42 | 14.56 | | 0 |
| | 36 | 0 | 14.31 | 14.24 | 14.33 | 14.39 | 0-3 | 0 |
| | 36 | 18 | 14.33 | 14.30 | 14.33 | 14.38 | | 0 |
| | 36 | 37 | 14.29 | 14.30 | 14.36 | 14.43 | | 0 |
| | 75 | 0 | 14.28 | 14.30 | 14.38 | 14.32 | | 0 |
| 256QAM | 1 | 0 | 14.23 | 13.70 | 14.36 | 14.48 | 0-5 | 0 |
| | 1 | 36 | 14.42 | 13.81 | 14.41 | 14.51 | | 0 |
| | 1 | 74 | 14.39 | 13.91 | 14.41 | 14.50 | | 0 |
| | 36 | 0 | 14.32 | 14.26 | 14.32 | 14.37 | | 0 |
| | 36 | 18 | 14.34 | 14.37 | 14.34 | 14.38 | | 0 |
| | 36 | 37 | 14.27 | 14.36 | 14.35 | 14.40 | | 0 |
| | 75 | 0 | 14.33 | 14.34 | 14.30 | 14.31 | | 0 |

## Table I-100
## LTE Band 48 Measured $P_{limit}$ Antenna 2b - 10 MHz Bandwidth

| LTE Band 48 10 MHz Bandwidth | | | | | | | | |
|---|---|---|---|---|---|---|---|---|
| Modulation | RB Size | RB Offset | Low Channel 55290 (3555.0 MHz) | Low-Mid Channel 55757 (3601.7 MHz) | Mid-High Channel 56223 (3648.3 MHz) | High Channel 56690 (3695.0 MHz) | MPR Allowed per 3GPP [dB] | MPR [dB] |
| | | | Conducted Power [dBm] | | | | | |
| QPSK | 1 | 0 | 14.20 | 14.25 | 14.27 | 14.40 | 0 | 0 |
| | 1 | 25 | 14.16 | 14.19 | 14.23 | 14.35 | | 0 |
| | 1 | 49 | 14.19 | 14.24 | 14.26 | 14.36 | | 0 |
| | 25 | 0 | 14.19 | 14.26 | 14.29 | 14.28 | 0-1 | 0 |
| | 25 | 12 | 14.19 | 14.25 | 14.31 | 14.28 | | 0 |
| | 25 | 25 | 14.13 | 14.29 | 14.36 | 14.36 | | 0 |
| | 50 | 0 | 14.15 | 14.24 | 14.30 | 14.27 | | 0 |
| 16QAM | 1 | 0 | 14.12 | 14.33 | 14.43 | 14.24 | 0-1 | 0 |
| | 1 | 25 | 14.08 | 14.30 | 14.39 | 14.13 | | 0 |
| | 1 | 49 | 14.06 | 14.38 | 14.40 | 14.21 | | 0 |
| | 25 | 0 | 14.23 | 14.32 | 14.33 | 14.37 | 0-2 | 0 |
| | 25 | 12 | 14.25 | 14.32 | 14.35 | 14.40 | | 0 |
| | 25 | 25 | 14.23 | 14.31 | 14.44 | 14.42 | | 0 |
| | 50 | 0 | 14.17 | 14.30 | 14.30 | 14.32 | | 0 |
| 64QAM | 1 | 0 | 14.33 | 14.50 | 14.53 | 14.49 | 0-2 | 0 |
| | 1 | 25 | 14.25 | 14.47 | 14.53 | 14.43 | | 0 |
| | 1 | 49 | 14.35 | 14.61 | 14.58 | 14.48 | | 0 |
| | 25 | 0 | 14.19 | 14.35 | 14.34 | 14.29 | 0-3 | 0 |
| | 25 | 12 | 14.22 | 14.36 | 14.39 | 14.30 | | 0 |
| | 25 | 25 | 14.19 | 14.34 | 14.43 | 14.36 | | 0 |
| | 50 | 0 | 14.25 | 14.35 | 14.37 | 14.36 | | 0 |
| 256QAM | 1 | 0 | 14.10 | 13.81 | 14.52 | 14.27 | 0-5 | 0 |
| | 1 | 25 | 14.06 | 13.79 | 14.43 | 14.25 | | 0 |
| | 1 | 49 | 14.16 | 13.95 | 14.53 | 14.26 | | 0 |
| | 25 | 0 | 14.24 | 14.34 | 14.30 | 14.39 | | 0 |
| | 25 | 12 | 14.27 | 14.38 | 14.31 | 14.36 | | 0 |
| | 25 | 25 | 14.24 | 14.32 | 14.35 | 14.44 | | 0 |
| | 50 | 0 | 14.26 | 14.40 | 14.38 | 14.37 | | 0 |


© 2022 PCTEST.

## Table I-101
## LTE Band 48 Measured $P_{limit}$ Antenna 2b - 5 MHz Bandwidth

| LTE Band 48 5 MHz Bandwidth | | | | | | | | |
|---|---|---|---|---|---|---|---|---|
| Modulation | RB Size | RB Offset | Low Channel 55265 (3552.5 MHz) | Low-Mid Channel 55748 (3600.8 MHz) | Mid-High Channel 56232 (3649.2 MHz) | High Channel 56715 (3697.5 MHz) | MPR Allowed per 3GPP [dB] | MPR [dB] |
| | | | Conducted Power [dBm] | | | | | |
| QPSK | 1 | 0 | 14.24 | 14.20 | 14.21 | 14.43 | 0 | 0 |
| | 1 | 12 | 14.14 | 14.18 | 14.16 | 14.38 | | 0 |
| | 1 | 24 | 14.23 | 14.22 | 14.20 | 14.41 | | 0 |
| | 12 | 0 | 14.15 | 14.21 | 14.22 | 14.36 | 0-1 | 0 |
| | 12 | 6 | 14.17 | 14.20 | 14.23 | 14.34 | | 0 |
| | 12 | 13 | 14.17 | 14.22 | 14.33 | 14.34 | | 0 |
| | 25 | 0 | 14.15 | 14.23 | 14.26 | 14.38 | | 0 |
| 16QAM | 1 | 0 | 14.13 | 14.41 | 14.30 | 14.41 | 0-1 | 0 |
| | 1 | 12 | 14.13 | 14.36 | 14.38 | 14.35 | | 0 |
| | 1 | 24 | 14.15 | 14.43 | 14.29 | 14.30 | | 0 |
| | 12 | 0 | 14.18 | 14.22 | 14.30 | 14.39 | 0-2 | 0 |
| | 12 | 6 | 14.19 | 14.23 | 14.31 | 14.38 | | 0 |
| | 12 | 13 | 14.15 | 14.22 | 14.38 | 14.42 | | 0 |
| | 25 | 0 | 14.16 | 14.18 | 14.27 | 14.36 | | 0 |
| 64QAM | 1 | 0 | 14.39 | 14.02 | 14.33 | 14.59 | 0-2 | 0 |
| | 1 | 12 | 14.34 | 14.01 | 14.37 | 14.51 | | 0 |
| | 1 | 24 | 14.39 | 14.14 | 14.46 | 14.61 | | 0 |
| | 12 | 0 | 14.30 | 14.14 | 14.44 | 14.50 | 0-3 | 0 |
| | 12 | 6 | 14.31 | 14.27 | 14.53 | 14.51 | | 0 |
| | 12 | 13 | 14.28 | 14.24 | 14.45 | 14.48 | | 0 |
| | 25 | 0 | 14.23 | 14.30 | 14.41 | 14.43 | | 0 |
| 256QAM | 1 | 0 | 14.28 | 13.91 | 14.42 | 14.46 | 0-5 | 0 |
| | 1 | 12 | 14.29 | 13.82 | 14.36 | 14.40 | | 0 |
| | 1 | 24 | 14.31 | 14.01 | 14.45 | 14.41 | | 0 |
| | 12 | 0 | 14.14 | 14.25 | 14.26 | 14.29 | | 0 |
| | 12 | 6 | 14.16 | 14.32 | 14.34 | 14.33 | | 0 |
| | 12 | 13 | 14.14 | 14.35 | 14.36 | 14.32 | | 0 |
| | 25 | 0 | 14.23 | 14.34 | 14.40 | 14.42 | | 0 |

## Table I-102
## LTE Band 48 Measured $P_{limit}$ Antenna 1b - 15 MHz Bandwidth

| LTE Band 48 15 MHz Bandwidth | | | | | | | | |
|---|---|---|---|---|---|---|---|---|
| Modulation | RB Size | RB Offset | Low Channel 55315 (3557.5 MHz) | Low-Mid Channel 55765 (3602.5 MHz) | Mid-High Channel 56215 (3647.5 MHz) | High Channel 56665 (3692.5 MHz) | MPR Allowed per 3GPP [dB] | MPR [dB] |
| | | | Conducted Power [dBm] | | | | | |
| QPSK | 1 | 0 | 12.69 | 12.79 | 12.92 | 12.71 | 0 | 0 |
| | 1 | 36 | 12.67 | 12.86 | 12.91 | 12.69 | | 0 |
| | 1 | 74 | 12.75 | 12.90 | 12.89 | 12.69 | | 0 |
| | 36 | 0 | 12.80 | 12.79 | 13.05 | 12.89 | 0-1 | 0 |
| | 36 | 18 | 12.87 | 12.94 | 13.04 | 12.87 | | 0 |
| | 36 | 37 | 12.85 | 12.92 | 13.00 | 12.82 | | 0 |
| | 75 | 0 | 12.84 | 12.88 | 13.02 | 12.83 | | 0 |
| 16QAM | 1 | 0 | 12.61 | 12.60 | 12.79 | 13.02 | 0-1 | 0 |
| | 1 | 36 | 12.68 | 12.70 | 12.79 | 13.02 | | 0 |
| | 1 | 74 | 12.69 | 12.78 | 12.73 | 12.99 | | 0 |
| | 36 | 0 | 12.62 | 12.69 | 12.89 | 12.74 | 0-2 | 0 |
| | 36 | 18 | 12.71 | 12.78 | 12.89 | 12.72 | | 0 |
| | 36 | 37 | 12.71 | 12.77 | 12.86 | 12.66 | | 0 |
| | 75 | 0 | 12.63 | 12.74 | 12.81 | 12.66 | | 0 |
| 64QAM | 1 | 0 | 12.63 | 12.68 | 13.04 | 12.89 | 0-2 | 0 |
| | 1 | 36 | 12.68 | 12.83 | 13.06 | 12.85 | | 0 |
| | 1 | 74 | 12.74 | 12.86 | 12.97 | 12.82 | | 0 |
| | 36 | 0 | 12.62 | 12.65 | 12.92 | 12.78 | 0-3 | 0 |
| | 36 | 18 | 12.72 | 12.78 | 12.92 | 12.75 | | 0 |
| | 36 | 37 | 12.67 | 12.75 | 12.89 | 12.70 | | 0 |
| | 75 | 0 | 12.68 | 12.78 | 12.90 | 12.71 | | 0 |
| 256QAM | 1 | 0 | 12.40 | 12.82 | 13.04 | 13.25 | 0-5 | 0 |
| | 1 | 36 | 12.49 | 12.95 | 13.03 | 13.25 | | 0 |
| | 1 | 74 | 12.77 | 12.98 | 12.96 | 13.21 | | 0 |
| | 36 | 0 | 12.78 | 12.81 | 13.04 | 12.93 | | 0 |
| | 36 | 18 | 12.89 | 12.90 | 13.03 | 12.95 | | 0 |
| | 36 | 37 | 12.86 | 12.88 | 13.01 | 12.89 | | 0 |
| | 75 | 0 | 12.90 | 12.88 | 13.05 | 12.94 | | 0 |


© 2022 PCTEST.

## Table I-103
## LTE Band 48 Measured $P_{limit}$ Antenna 1b - 10 MHz Bandwidth

| LTE Band 48 10 MHz Bandwidth | | | | | | | | |
|---|---|---|---|---|---|---|---|---|
| Modulation | RB Size | RB Offset | Low Channel 55290 (3555.0 MHz) | Low-Mid Channel 55757 (3601.7 MHz) | Mid-High Channel 56223 (3648.3 MHz) | High Channel 56690 (3695.0 MHz) | MPR Allowed per 3GPP [dB] | MPR [dB] |
| | | | Conducted Power [dBm] | | | | | |
| QPSK | 1 | 0 | 12.85 | 12.82 | 12.88 | 12.90 | 0 | 0 |
| | 1 | 25 | 12.82 | 12.75 | 12.81 | 12.77 | | 0 |
| | 1 | 49 | 12.90 | 12.87 | 12.87 | 12.84 | | 0 |
| | 25 | 0 | 12.73 | 12.86 | 12.97 | 12.86 | 0-1 | 0 |
| | 25 | 12 | 12.86 | 12.89 | 13.01 | 12.85 | | 0 |
| | 25 | 25 | 12.79 | 12.88 | 12.98 | 12.78 | | 0 |
| | 50 | 0 | 12.82 | 12.87 | 13.00 | 12.80 | | 0 |
| 16QAM | 1 | 0 | 12.67 | 12.68 | 12.89 | 12.81 | 0-1 | 0 |
| | 1 | 25 | 12.64 | 12.65 | 12.88 | 12.78 | | 0 |
| | 1 | 49 | 12.73 | 12.76 | 12.90 | 12.76 | | 0 |
| | 25 | 0 | 12.60 | 12.72 | 12.82 | 12.67 | 0-2 | 0 |
| | 25 | 12 | 12.69 | 12.71 | 12.85 | 12.67 | | 0 |
| | 25 | 25 | 12.65 | 12.71 | 12.82 | 12.66 | | 0 |
| | 50 | 0 | 12.69 | 12.63 | 12.84 | 12.62 | | 0 |
| 64QAM | 1 | 0 | 12.83 | 12.71 | 12.89 | 12.95 | 0-2 | 0 |
| | 1 | 25 | 12.79 | 12.73 | 12.76 | 12.76 | | 0 |
| | 1 | 49 | 12.89 | 12.79 | 12.72 | 12.82 | | 0 |
| | 25 | 0 | 12.55 | 12.61 | 12.73 | 12.63 | 0-3 | 0 |
| | 25 | 12 | 12.69 | 12.69 | 12.75 | 12.62 | | 0 |
| | 25 | 25 | 12.63 | 12.64 | 12.71 | 12.56 | | 0 |
| | 50 | 0 | 12.64 | 12.71 | 12.80 | 12.66 | | 0 |
| 256QAM | 1 | 0 | 12.68 | 12.87 | 12.88 | 12.55 | 0-5 | 0 |
| | 1 | 25 | 12.67 | 12.91 | 12.80 | 12.60 | | 0 |
| | 1 | 49 | 12.79 | 13.00 | 12.77 | 12.59 | | 0 |
| | 25 | 0 | 12.75 | 12.67 | 12.98 | 12.89 | | 0 |
| | 25 | 12 | 12.89 | 12.83 | 12.98 | 12.92 | | 0 |
| | 25 | 25 | 12.82 | 12.82 | 13.00 | 12.84 | | 0 |
| | 50 | 0 | 12.87 | 12.83 | 13.05 | 12.93 | | 0 |

## Table I-104
## LTE Band 48 Measured $P_{limit}$ Antenna 1b - 5 MHz Bandwidth

| LTE Band 48 5 MHz Bandwidth | | | | | | | | |
|---|---|---|---|---|---|---|---|---|
| Modulation | RB Size | RB Offset | Low Channel 55265 (3552.5 MHz) | Low-Mid Channel 55748 (3600.8 MHz) | Mid-High Channel 56232 (3649.2 MHz) | High Channel 56715 (3697.5 MHz) | MPR Allowed per 3GPP [dB] | MPR [dB] |
| | | | Conducted Power [dBm] | | | | | |
| QPSK | 1 | 0 | 12.89 | 12.75 | 12.82 | 12.89 | 0 | 0 |
| | 1 | 12 | 12.83 | 12.79 | 12.81 | 12.74 | | 0 |
| | 1 | 24 | 12.86 | 12.80 | 12.79 | 12.82 | | 0 |
| | 12 | 0 | 12.83 | 12.80 | 12.96 | 12.81 | 0-1 | 0 |
| | 12 | 6 | 12.79 | 12.83 | 13.00 | 12.82 | | 0 |
| | 12 | 13 | 12.81 | 12.84 | 12.98 | 12.77 | | 0 |
| | 25 | 0 | 12.82 | 12.84 | 12.99 | 12.77 | | 0 |
| 16QAM | 1 | 0 | 12.60 | 13.06 | 12.93 | 12.63 | 0-1 | 0 |
| | 1 | 12 | 12.53 | 13.00 | 12.89 | 12.61 | | 0 |
| | 1 | 24 | 12.49 | 13.07 | 12.89 | 12.60 | | 0 |
| | 12 | 0 | 12.50 | 12.84 | 12.90 | 12.58 | 0-2 | 0 |
| | 12 | 6 | 12.51 | 12.84 | 12.89 | 12.56 | | 0 |
| | 12 | 13 | 12.53 | 12.86 | 12.87 | 12.55 | | 0 |
| | 25 | 0 | 12.51 | 12.84 | 12.90 | 12.55 | | 0 |
| 64QAM | 1 | 0 | 12.49 | 12.30 | 12.86 | 12.59 | 0-2 | 0 |
| | 1 | 12 | 12.50 | 12.30 | 12.89 | 12.60 | | 0 |
| | 1 | 24 | 12.52 | 12.29 | 12.88 | 12.56 | | 0 |
| | 12 | 0 | 12.50 | 12.88 | 12.88 | 12.55 | 0-3 | 0 |
| | 12 | 6 | 12.51 | 13.11 | 12.88 | 12.55 | | 0 |
| | 12 | 13 | 12.54 | 13.13 | 12.88 | 12.58 | | 0 |
| | 25 | 0 | 12.51 | 13.03 | 12.87 | 12.57 | | 0 |
| 256QAM | 1 | 0 | 13.09 | 13.21 | 13.04 | 13.23 | 0-5 | 0 |
| | 1 | 12 | 13.05 | 13.17 | 12.99 | 13.07 | | 0 |
| | 1 | 24 | 13.22 | 13.27 | 13.01 | 13.22 | | 0 |
| | 12 | 0 | 12.67 | 12.84 | 12.94 | 12.74 | | 0 |
| | 12 | 6 | 12.67 | 12.83 | 12.89 | 12.73 | | 0 |
| | 12 | 13 | 12.71 | 12.81 | 12.95 | 12.73 | | 0 |
| | 25 | 0 | 12.77 | 12.82 | 12.95 | 12.82 | | 0 |


© 2022 PCTEST.

## I.2 NR Conducted Powers

Note: Some bands do not support non-overlapping channels. Per FCC Guidance, when a device supports overlapping channel assignment in a channel bandwidth configuration, the middle channel of the group of overlapping channels should be selected for testing.

### I.2.1 NR Band n71

**Table I-105**
**NR Band n71 Measured $P_{limit}$ Antenna 4 - 15 MHz**

| NR Band n71 15 MHz Bandwidth | | | | | |
|---|---|---|---|---|---|
| | | | Channel | MPR Allowed per 3GPP [dB] | MPR [dB] |
| Modulation | RB Size | RB Offset | 136100 (680.5 MHz) Conducted Power [dBm] | | |
| DFT-s-OFDM π/2 BPSK | 1 | 1 | 20.95 | 0 | 0.0 |
| | 1 | 40 | 20.82 | | 0.0 |
| | 1 | 77 | 20.79 | | 0.0 |
| | 36 | 0 | 20.78 | 0-0.5 | 0.0 |
| | 36 | 22 | 20.73 | 0 | 0.0 |
| | 36 | 43 | 20.68 | 0-0.5 | 0.0 |
| | 75 | 0 | 20.77 | | 0.0 |
| DFT-s-OFDM QPSK | 1 | 1 | 21.03 | 0 | 0.0 |
| | 1 | 40 | 20.95 | | 0.0 |
| | 1 | 77 | 20.85 | | 0.0 |
| | 36 | 0 | 20.83 | 0-1 | 0.0 |
| | 36 | 22 | 20.82 | 0 | 0.0 |
| | 36 | 43 | 20.73 | 0-1 | 0.0 |
| | 75 | 0 | 20.83 | | 0.0 |
| DFT-s-OFDM 16QAM | 1 | 1 | 20.81 | 0-1 | 0.0 |
| CP-OFDM QPSK | 1 | 1 | 20.92 | 0-1.5 | 0.0 |


© 2022 PCTEST.

## Table I-106
## NR Band n71 Measured $P_{limit}$ Antenna 4 - 10 MHz

| NR Band n71<br>10 MHz Bandwidth | | | | | | | |
|---|---|---|---|---|---|---|---|
| | | | Channel | | | MPR Allowed per 3GPP [dB] | MPR [dB] |
| Modulation | RB Size | RB Offset | 133600 (668 MHz) | 136100 (680.5 MHz) | 138600 (693 MHz) | | |
| | | | Conducted Power [dBm] | | | | |
| DFT-s-OFDM π/2 BPSK | 1 | 1 | 20.92 | 20.78 | 20.73 | 0 | 0.0 |
| | 1 | 26 | 20.81 | 20.71 | 20.70 | | 0.0 |
| | 1 | 50 | 20.73 | 20.77 | 20.53 | | 0.0 |
| | 25 | 0 | 20.91 | 20.73 | 20.68 | 0-0.5 | 0.0 |
| | 25 | 14 | 20.84 | 20.78 | 20.64 | 0 | 0.0 |
| | 25 | 27 | 20.82 | 20.73 | 20.63 | 0-0.5 | 0.0 |
| | 50 | 0 | 20.83 | 20.74 | 20.66 | | 0.0 |
| DFT-s-OFDM QPSK | 1 | 1 | 21.07 | 20.95 | 20.97 | 0 | 0.0 |
| | 1 | 26 | 21.02 | 20.77 | 20.72 | | 0.0 |
| | 1 | 50 | 20.92 | 20.87 | 20.72 | | 0.0 |
| | 25 | 0 | 20.95 | 20.79 | 20.69 | 0-1 | 0.0 |
| | 25 | 14 | 20.93 | 20.72 | 20.59 | 0 | 0.0 |
| | 25 | 27 | 20.90 | 20.70 | 20.62 | 0-1 | 0.0 |
| | 50 | 0 | 20.89 | 20.74 | 20.65 | | 0.0 |
| DFT-s-OFDM 16QAM | 1 | 1 | 20.89 | 20.65 | 20.73 | 0-1 | 0.0 |
| CP-OFDM QPSK | 1 | 1 | 20.93 | 20.77 | 20.68 | 0-1.5 | 0.0 |

## Table I-107
## NR Band n71 Measured $P_{limit}$ Antenna 4 - 5 MHz

| NR Band n71<br>5 MHz Bandwidth | | | | | | | |
|---|---|---|---|---|---|---|---|
| | | | Channel | | | MPR Allowed per 3GPP [dB] | MPR [dB] |
| Modulation | RB Size | RB Offset | 133100 (665.5 MHz) | 136100 (680.5 MHz) | 139100 (695.5 MHz) | | |
| | | | Conducted Power [dBm] | | | | |
| DFT-s-OFDM π/2 BPSK | 1 | 1 | 20.72 | 20.74 | 20.71 | 0 | 0.0 |
| | 1 | 13 | 20.83 | 20.86 | 20.74 | | 0.0 |
| | 1 | 23 | 20.86 | 20.78 | 20.27 | | 0.0 |
| | 12 | 0 | 20.71 | 20.68 | 20.77 | 0-0.5 | 0.0 |
| | 12 | 7 | 20.78 | 20.77 | 20.71 | 0 | 0.0 |
| | 12 | 13 | 20.86 | 20.82 | 20.49 | 0-0.5 | 0.0 |
| | 25 | 0 | 20.72 | 20.82 | 20.60 | | 0.0 |
| DFT-s-OFDM QPSK | 1 | 1 | 21.03 | 20.96 | 20.92 | 0 | 0.0 |
| | 1 | 13 | 20.91 | 20.91 | 20.85 | | 0.0 |
| | 1 | 23 | 20.83 | 20.83 | 20.79 | | 0.0 |
| | 12 | 0 | 20.49 | 20.59 | 20.68 | 0-1 | 0.0 |
| | 12 | 7 | 20.77 | 20.75 | 20.61 | 0 | 0.0 |
| | 12 | 13 | 20.69 | 20.71 | 20.53 | 0-1 | 0.0 |
| | 25 | 0 | 20.56 | 20.73 | 20.64 | | 0.0 |
| DFT-s-OFDM 16QAM | 1 | 1 | 20.39 | 20.51 | 20.42 | 0-1 | 0.0 |
| CP-OFDM QPSK | 1 | 1 | 20.85 | 20.74 | 20.64 | 0-1.5 | 0.0 |


© 2022 PCTEST.

**Table I-108**
**NR n71 Band Measured $P_{limit}$ Antenna 3b - 15 MHz**

| NR Band n71<br>15 MHz Bandwidth | | | | | |
|---|---|---|---|---|---|
| | | | Channel | MPR Allowed per 3GPP [dB] | MPR [dB] |
| Modulation | RB Size | RB Offset | 136100 (680.5 MHz) | | |
| | | | Conducted Power [dBm] | | |
| DFT-s-OFDM π/2 BPSK | 1 | 1 | 18.31 | 0 | 0.0 |
| | 1 | 40 | 18.17 | | 0.0 |
| | 1 | 77 | 18.15 | | 0.0 |
| | 36 | 0 | 18.23 | 0-0.5 | 0.0 |
| | 36 | 22 | 18.15 | 0 | 0.0 |
| | 36 | 43 | 18.13 | 0-0.5 | 0.0 |
| | 75 | 0 | 18.21 | | 0.0 |
| DFT-s-OFDM QPSK | 1 | 1 | 18.38 | 0 | 0.0 |
| | 1 | 40 | 18.24 | | 0.0 |
| | 1 | 77 | 18.27 | | 0.0 |
| | 36 | 0 | 18.27 | 0-1 | 0.0 |
| | 36 | 22 | 18.18 | 0 | 0.0 |
| | 36 | 43 | 18.12 | 0-1 | 0.0 |
| | 75 | 0 | 18.20 | | 0.0 |
| DFT-s-OFDM 16QAM | 1 | 1 | 18.33 | 0-1 | 0.0 |
| CP-OFDM QPSK | 1 | 1 | 18.44 | 0-1.5 | 0.0 |


© 2022 PCTEST.

## Table I-109
## NR n71 Band Measured $P_{limit}$ Antenna 3b - 10 MHz

| NR Band n71<br>10 MHz Bandwidth | | | | | | | |
|---|---|---|---|---|---|---|---|
| | | | Channel | | | MPR Allowed per 3GPP [dB] | MPR [dB] |
| Modulation | RB Size | RB Offset | 133600 (668 MHz) | 136100 (680.5 MHz) | 138600 (693 MHz) | | |
| | | | Conducted Power [dBm] | | | | |
| DFT-s-OFDM π/2 BPSK | 1 | 1 | 18.35 | 18.19 | 18.13 | 0 | 0.0 |
| | 1 | 26 | 18.28 | 18.06 | 18.05 | | 0.0 |
| | 1 | 50 | 18.24 | 18.14 | 17.98 | | 0.0 |
| | 25 | 0 | 18.34 | 18.12 | 18.09 | 0-0.5 | 0.0 |
| | 25 | 14 | 18.30 | 18.11 | 18.04 | 0 | 0.0 |
| | 25 | 27 | 18.28 | 18.15 | 18.06 | 0-0.5 | 0.0 |
| | 50 | 0 | 18.26 | 18.05 | 18.07 | | 0.0 |
| DFT-s-OFDM QPSK | 1 | 1 | 18.43 | 18.17 | 18.13 | 0 | 0.0 |
| | 1 | 26 | 18.30 | 18.08 | 18.11 | | 0.0 |
| | 1 | 50 | 18.24 | 18.12 | 18.10 | | 0.0 |
| | 25 | 0 | 18.32 | 18.06 | 18.10 | 0-1 | 0.0 |
| | 25 | 14 | 18.29 | 18.07 | 18.09 | 0 | 0.0 |
| | 25 | 27 | 18.32 | 18.13 | 18.01 | 0-1 | 0.0 |
| | 50 | 0 | 18.30 | 18.15 | 18.06 | | 0.0 |
| DFT-s-OFDM 16QAM | 1 | 1 | 18.44 | 18.19 | 18.19 | 0-1 | 0.0 |
| CP-OFDM QPSK | 1 | 1 | 18.43 | 18.21 | 18.23 | 0-1.5 | 0.0 |

## Table I-110
## NR Band n71 Measured $P_{limit}$ Antenna 3b - 5 MHz

| NR Band n71<br>5 MHz Bandwidth | | | | | | | |
|---|---|---|---|---|---|---|---|
| | | | Channel | | | MPR Allowed per 3GPP [dB] | MPR [dB] |
| Modulation | RB Size | RB Offset | 133100 (665.5 MHz) | 136100 (680.5 MHz) | 139100 (695.5 MHz) | | |
| | | | Conducted Power [dBm] | | | | |
| DFT-s-OFDM π/2 BPSK | 1 | 1 | 18.37 | 18.12 | 18.12 | 0 | 0.0 |
| | 1 | 13 | 18.24 | 17.97 | 18.05 | | 0.0 |
| | 1 | 23 | 18.32 | 18.02 | 17.96 | | 0.0 |
| | 12 | 0 | 18.43 | 18.08 | 18.11 | 0-0.5 | 0.0 |
| | 12 | 7 | 18.33 | 18.07 | 18.01 | 0 | 0.0 |
| | 12 | 13 | 18.28 | 18.09 | 17.94 | 0-0.5 | 0.0 |
| | 25 | 0 | 18.34 | 18.03 | 18.03 | | 0.0 |
| DFT-s-OFDM QPSK | 1 | 1 | 18.33 | 18.18 | 18.03 | 0 | 0.0 |
| | 1 | 13 | 18.27 | 18.05 | 17.92 | | 0.0 |
| | 1 | 23 | 18.31 | 18.13 | 17.94 | | 0.0 |
| | 12 | 0 | 18.35 | 18.07 | 18.05 | 0-1 | 0.0 |
| | 12 | 7 | 18.30 | 18.03 | 17.97 | 0 | 0.0 |
| | 12 | 13 | 18.25 | 18.10 | 17.95 | 0-1 | 0.0 |
| | 25 | 0 | 18.27 | 18.07 | 18.02 | | 0.0 |
| DFT-s-OFDM 16QAM | 1 | 1 | 18.42 | 18.17 | 18.13 | 0-1 | 0.0 |
| CP-OFDM QPSK | 1 | 1 | 18.55 | 18.28 | 18.25 | 0-1.5 | 0.0 |


© 2022 PCTEST.

## I.2.2 NR Band n12

**Table I-111**
**NR Band n12 Measured $P_{limit}$ Antenna 4 - 10 MHz**

| NR Band n12<br>10 MHz Bandwidth | | | | | |
|---|---|---|---|---|---|
| | | | Channel | MPR Allowed per 3GPP [dB] | MPR [dB] |
| Modulation | RB Size | RB Offset | 141500 (707.5 MHz)<br>Conducted Power [dBm] | | |
| DFT-s-OFDM π/2 BPSK | 1 | 1 | 19.69 | 0 | 0.0 |
| | 1 | 26 | 19.62 | | 0.0 |
| | 1 | 50 | 19.71 | | 0.0 |
| | 25 | 0 | 19.73 | 0-0.5 | 0.0 |
| | 25 | 14 | 19.62 | 0 | 0.0 |
| | 25 | 27 | 19.71 | 0-0.5 | 0.0 |
| | 50 | 0 | 19.61 | | 0.0 |
| DFT-s-OFDM QPSK | 1 | 1 | 19.72 | 0 | 0.0 |
| | 1 | 26 | 19.65 | | 0.0 |
| | 1 | 50 | 19.76 | | 0.0 |
| | 25 | 0 | 19.74 | 0-1 | 0.0 |
| | 25 | 14 | 19.64 | 0 | 0.0 |
| | 25 | 27 | 19.71 | 0-1 | 0.0 |
| | 50 | 0 | 19.62 | | 0.0 |
| DFT-s-OFDM 16QAM | 1 | 1 | 19.73 | 0-1 | 0.0 |
| CP-OFDM QPSK | 1 | 1 | 19.84 | 0-1.5 | 0.0 |


© 2022 PCTEST.

## Table I-112
## NR Band n12 Measured $P_{limit}$ Antenna 4 - 5 MHz

| NR Band n12<br>5 MHz Bandwidth | | | | | | | |
|---|---|---|---|---|---|---|---|
| | | | Channel | | | MPR Allowed per 3GPP [dB] | MPR [dB] |
| Modulation | RB Size | RB Offset | 140300 (701.5 MHz) | 141500 (707.5 MHz) | 142700 (713.5 MHz) | | |
| | | | Conducted Power [dBm] | | | | |
| DFT-s-OFDM π/2 BPSK | 1 | 1 | 19.87 | 19.69 | 19.73 | 0 | 0.0 |
| | 1 | 13 | 19.73 | 19.54 | 19.68 | | 0.0 |
| | 1 | 23 | 19.67 | 19.66 | 19.64 | | 0.0 |
| | 12 | 0 | 19.83 | 19.63 | 19.73 | 0-0.5 | 0.0 |
| | 12 | 7 | 19.77 | 19.64 | 19.67 | 0 | 0.0 |
| | 12 | 13 | 19.71 | 19.56 | 19.64 | 0-0.5 | 0.0 |
| | 25 | 0 | 19.78 | 19.61 | 19.68 | | 0.0 |
| DFT-s-OFDM QPSK | 1 | 1 | 19.85 | 19.81 | 19.77 | 0 | 0.0 |
| | 1 | 13 | 19.73 | 19.65 | 19.73 | | 0.0 |
| | 1 | 23 | 19.74 | 19.64 | 19.72 | | 0.0 |
| | 12 | 0 | 19.81 | 19.63 | 19.73 | 0-1 | 0.0 |
| | 12 | 7 | 19.77 | 19.62 | 19.72 | 0 | 0.0 |
| | 12 | 13 | 19.72 | 19.57 | 19.63 | 0-1 | 0.0 |
| | 25 | 0 | 19.78 | 19.61 | 19.68 | | 0.0 |
| DFT-s-OFDM 16QAM | 1 | 1 | 19.72 | 19.65 | 19.79 | 0-1 | 0.0 |
| CP-OFDM QPSK | 1 | 1 | 19.81 | 19.74 | 19.71 | 0-1.5 | 0.0 |

## Table I-113
## NR Band n12 Measured $P_{limit}$ Antenna 3b - 10 MHz

| NR Band n12<br>10 MHz Bandwidth | | | | | |
|---|---|---|---|---|---|
| | | | Channel | MPR Allowed per 3GPP [dB] | MPR [dB] |
| Modulation | RB Size | RB Offset | 141500 (707.5 MHz) | | |
| | | | Conducted Power [dBm] | | |
| DFT-s-OFDM π/2 BPSK | 1 | 1 | 17.23 | 0 | 0.0 |
| | 1 | 26 | 17.24 | | 0.0 |
| | 1 | 50 | 17.13 | | 0.0 |
| | 25 | 0 | 17.31 | 0-0.5 | 0.0 |
| | 25 | 14 | 17.16 | 0 | 0.0 |
| | 25 | 27 | 17.14 | 0-0.5 | 0.0 |
| | 50 | 0 | 17.22 | | 0.0 |
| DFT-s-OFDM QPSK | 1 | 1 | 17.27 | 0 | 0.0 |
| | 1 | 26 | 17.28 | | 0.0 |
| | 1 | 50 | 17.21 | | 0.0 |
| | 25 | 0 | 17.23 | 0-1 | 0.0 |
| | 25 | 14 | 17.17 | 0 | 0.0 |
| | 25 | 27 | 17.13 | 0-1 | 0.0 |
| | 50 | 0 | 17.22 | | 0.0 |
| DFT-s-OFDM 16QAM | 1 | 1 | 17.31 | 0-1 | 0.0 |
| CP-OFDM QPSK | 1 | 1 | 17.04 | 0-1.5 | 0.0 |


© 2022 PCTEST.

**Table I-114**
**NR Band n12 Measured $P_{limit}$ Antenna 3b - 5 MHz**

| NR Band n12 5 MHz Bandwidth | | | | | | | |
|---|---|---|---|---|---|---|---|
| | | | Channel | | | MPR Allowed per 3GPP [dB] | MPR [dB] |
| Modulation | RB Size | RB Offset | 140300 (701.5 MHz) | 141500 (707.5 MHz) | 142700 (713.5 MHz) | | |
| | | | Conducted Power [dBm] | | | | |
| DFT-s-OFDM π/2 BPSK | 1 | 1 | 17.31 | 17.14 | 17.22 | 0 | 0.0 |
| | 1 | 13 | 17.19 | 17.21 | 17.03 | | 0.0 |
| | 1 | 23 | 17.21 | 17.18 | 17.07 | | 0.0 |
| | 12 | 0 | 17.25 | 17.23 | 17.14 | 0-0.5 | 0.0 |
| | 12 | 7 | 17.21 | 17.15 | 17.02 | 0 | 0.0 |
| | 12 | 13 | 17.18 | 17.16 | 16.95 | 0-0.5 | 0.0 |
| | 25 | 0 | 17.24 | 17.12 | 17.05 | | 0.0 |
| DFT-s-OFDM QPSK | 1 | 1 | 17.41 | 17.27 | 17.31 | 0 | 0.0 |
| | 1 | 13 | 17.40 | 17.31 | 17.19 | | 0.0 |
| | 1 | 23 | 17.27 | 17.23 | 17.12 | | 0.0 |
| | 12 | 0 | 17.32 | 17.26 | 17.09 | 0-1 | 0.0 |
| | 12 | 7 | 17.23 | 17.19 | 17.04 | 0 | 0.0 |
| | 12 | 13 | 17.17 | 17.14 | 17.00 | 0-1 | 0.0 |
| | 25 | 0 | 17.22 | 17.18 | 17.06 | | 0.0 |
| DFT-s-OFDM 16QAM | 1 | 1 | 17.38 | 17.25 | 17.31 | 0-1 | 0.0 |
| CP-OFDM QPSK | 1 | 1 | 17.11 | 17.07 | 17.12 | 0-1.5 | 0.0 |

## I.2.3 NR Band n5

**Table I-115**
**NR Band n5 Measured $P_{limit}$ Antenna 4 - 15 MHz**

| NR Band n5 15 MHz Bandwidth | | | | | |
|---|---|---|---|---|---|
| | | | Channel | MPR Allowed per 3GPP [dB] | MPR [dB] |
| Modulation | RB Size | RB Offset | 167300 (836.5 MHz) | | |
| | | | Conducted Power [dBm] | | |
| DFT-s-OFDM π/2 BPSK | 1 | 1 | 20.00 | 0 | 0.0 |
| | 1 | 40 | 19.96 | | 0.0 |
| | 1 | 77 | 19.86 | | 0.0 |
| | 36 | 0 | 19.80 | 0-0.5 | 0.0 |
| | 36 | 22 | 19.76 | 0 | 0.0 |
| | 36 | 43 | 19.77 | 0-0.5 | 0.0 |
| | 75 | 0 | 19.78 | | 0.0 |
| DFT-s-OFDM QPSK | 1 | 1 | 19.97 | 0 | 0.0 |
| | 1 | 40 | 19.90 | | 0.0 |
| | 1 | 77 | 19.83 | | 0.0 |
| | 36 | 0 | 19.84 | 0-1 | 0.0 |
| | 36 | 22 | 19.82 | 0 | 0.0 |
| | 36 | 43 | 19.77 | 0-1 | 0.0 |
| | 75 | 0 | 19.88 | | 0.0 |
| DFT-s-OFDM 16QAM | 1 | 1 | 20.14 | 0-1 | 0.0 |
| CP-OFDM QPSK | 1 | 1 | 20.02 | 0-1.5 | 0.0 |


© 2022 PCTEST.

## Table I-116
## NR Band n5 Measured $P_{limit}$ Antenna 4 - 10 MHz

| NR Band n5 10 MHz Bandwidth | | | | | |
|---|---|---|---|---|---|
| | | | Channel | MPR Allowed per 3GPP [dB] | MPR [dB] |
| Modulation | RB Size | RB Offset | 167300 (836.5 MHz) Conducted Power [dBm] | | |
| DFT-s-OFDM π/2 BPSK | 1 | 1 | 19.84 | 0 | 0.0 |
| | 1 | 26 | 19.91 | | 0.0 |
| | 1 | 50 | 19.88 | | 0.0 |
| | 25 | 0 | 19.85 | 0-0.5 | 0.0 |
| | 25 | 14 | 19.74 | 0 | 0.0 |
| | 25 | 27 | 19.68 | 0-0.5 | 0.0 |
| | 50 | 0 | 19.78 | | 0.0 |
| DFT-s-OFDM QPSK | 1 | 1 | 19.83 | 0 | 0.0 |
| | 1 | 26 | 19.76 | | 0.0 |
| | 1 | 50 | 19.77 | | 0.0 |
| | 25 | 0 | 19.80 | 0-1 | 0.0 |
| | 25 | 14 | 19.79 | 0 | 0.0 |
| | 25 | 27 | 19.78 | 0-1 | 0.0 |
| | 50 | 0 | 19.77 | | 0.0 |
| DFT-s-OFDM 16QAM | 1 | 1 | 20.05 | 0-1 | 0.0 |
| CP-OFDM QPSK | 1 | 1 | 20.02 | 0-1.5 | 0.0 |

## Table I-117
## NR Band n5 Measured $P_{limit}$ Antenna 4 - 5 MHz

| NR Band n5 5 MHz Bandwidth | | | | | | | |
|---|---|---|---|---|---|---|---|
| | | | Channel | | | MPR Allowed per 3GPP [dB] | MPR [dB] |
| Modulation | RB Size | RB Offset | 165300 (826.5 MHz) | 167300 (836.5 MHz) | 169300 (846.5 MHz) | | |
| | | | Conducted Power [dBm] | | | | |
| DFT-s-OFDM π/2 BPSK | 1 | 1 | 19.99 | 19.93 | 19.80 | 0 | 0.0 |
| | 1 | 13 | 19.96 | 19.86 | 19.69 | | 0.0 |
| | 1 | 23 | 19.98 | 19.65 | 19.71 | | 0.0 |
| | 12 | 0 | 19.97 | 19.82 | 19.65 | 0-0.5 | 0.0 |
| | 12 | 7 | 19.87 | 19.74 | 19.57 | 0 | 0.0 |
| | 12 | 13 | 19.83 | 19.70 | 19.58 | 0-0.5 | 0.0 |
| | 25 | 0 | 19.81 | 19.68 | 19.55 | | 0.0 |
| DFT-s-OFDM QPSK | 1 | 1 | 19.93 | 19.86 | 19.67 | 0 | 0.0 |
| | 1 | 13 | 19.84 | 19.74 | 19.62 | | 0.0 |
| | 1 | 23 | 19.83 | 19.62 | 19.53 | | 0.0 |
| | 12 | 0 | 19.95 | 19.82 | 19.61 | 0-1 | 0.0 |
| | 12 | 7 | 19.86 | 19.84 | 19.57 | 0 | 0.0 |
| | 12 | 13 | 19.80 | 19.68 | 19.52 | 0-1 | 0.0 |
| | 25 | 0 | 19.88 | 19.77 | 19.63 | | 0.0 |
| DFT-s-OFDM 16QAM | 1 | 1 | 20.06 | 20.07 | 19.93 | 0-1 | 0.0 |
| CP-OFDM QPSK | 1 | 1 | 20.26 | 20.11 | 20.00 | 0-1.5 | 0.0 |


© 2022 PCTEST.

## Table I-118
## NR Band n5 Measured $P_{limit}$ Antenna 3b - 15 MHz

| NR Band n5 15 MHz Bandwidth | | | | | |
|---|---|---|---|---|---|
| | | | Channel | MPR Allowed per 3GPP [dB] | MPR [dB] |
| Modulation | RB Size | RB Offset | 167300 (836.5 MHz) Conducted Power [dBm] | | |
| DFT-s-OFDM π/2 BPSK | 1 | 1 | 16.12 | 0 | 0.0 |
| | 1 | 40 | 16.10 | | 0.0 |
| | 1 | 77 | 15.99 | | 0.0 |
| | 36 | 0 | 16.03 | 0-0.5 | 0.0 |
| | 36 | 22 | 15.98 | 0 | 0.0 |
| | 36 | 43 | 15.86 | 0-0.5 | 0.0 |
| | 75 | 0 | 15.99 | | 0.0 |
| DFT-s-OFDM QPSK | 1 | 1 | 16.11 | 0 | 0.0 |
| | 1 | 40 | 16.00 | | 0.0 |
| | 1 | 77 | 15.91 | | 0.0 |
| | 36 | 0 | 16.04 | 0-1 | 0.0 |
| | 36 | 22 | 15.94 | 0 | 0.0 |
| | 36 | 43 | 15.92 | 0-1 | 0.0 |
| | 75 | 0 | 15.95 | | 0.0 |
| DFT-s-OFDM 16QAM | 1 | 1 | 16.11 | 0-1 | 0.0 |
| CP-OFDM QPSK | 1 | 1 | 16.25 | 0-1.5 | 0.0 |

## Table I-119
## NR Band n5 Measured $P_{limit}$ Antenna 3b - 10 MHz

| NR Band n5 10 MHz Bandwidth | | | | | |
|---|---|---|---|---|---|
| | | | Channel | MPR Allowed per 3GPP [dB] | MPR [dB] |
| Modulation | RB Size | RB Offset | 167300 (836.5 MHz) Conducted Power [dBm] | | |
| DFT-s-OFDM π/2 BPSK | 1 | 1 | 15.91 | 0 | 0.0 |
| | 1 | 26 | 15.93 | | 0.0 |
| | 1 | 50 | 15.95 | | 0.0 |
| | 25 | 0 | 15.96 | 0-0.5 | 0.0 |
| | 25 | 14 | 15.91 | 0 | 0.0 |
| | 25 | 27 | 15.90 | 0-0.5 | 0.0 |
| | 50 | 0 | 15.90 | | 0.0 |
| DFT-s-OFDM QPSK | 1 | 1 | 15.99 | 0 | 0.0 |
| | 1 | 26 | 15.89 | | 0.0 |
| | 1 | 50 | 15.93 | | 0.0 |
| | 25 | 0 | 15.95 | 0-1 | 0.0 |
| | 25 | 14 | 15.94 | 0 | 0.0 |
| | 25 | 27 | 15.89 | 0-1 | 0.0 |
| | 50 | 0 | 15.95 | | 0.0 |
| DFT-s-OFDM 16QAM | 1 | 1 | 16.10 | 0-1 | 0.0 |
| CP-OFDM QPSK | 1 | 1 | 16.18 | 0-1.5 | 0.0 |


© 2022 PCTEST.

**Table I-120**
**NR Band n5 Measured $P_{limit}$ Antenna 3b - 5 MHz**

| NR Band n5 5 MHz Bandwidth | | | | | | | |
|---|---|---|---|---|---|---|---|
| | | | Channel | | | MPR Allowed per 3GPP [dB] | MPR [dB] |
| Modulation | RB Size | RB Offset | 165300 (826.5 MHz) | 167300 (836.5 MHz) | 169300 (846.5 MHz) | | |
| | | | Conducted Power [dBm] | | | | |
| DFT-s-OFDM π/2 BPSK | 1 | 1 | 16.22 | 16.10 | 16.05 | 0 | 0.0 |
| | 1 | 13 | 16.21 | 15.89 | 15.89 | | 0.0 |
| | 1 | 23 | 16.12 | 15.90 | 15.82 | | 0.0 |
| | 12 | 0 | 16.11 | 15.99 | 15.91 | 0-0.5 | 0.0 |
| | 12 | 7 | 16.10 | 15.87 | 15.80 | 0 | 0.0 |
| | 12 | 13 | 15.95 | 15.88 | 15.78 | 0-0.5 | 0.0 |
| | 25 | 0 | 16.05 | 15.85 | 15.80 | | 0.0 |
| DFT-s-OFDM QPSK | 1 | 1 | 16.10 | 15.94 | 16.00 | 0 | 0.0 |
| | 1 | 13 | 16.11 | 15.90 | 15.89 | | 0.0 |
| | 1 | 23 | 16.10 | 15.92 | 15.82 | | 0.0 |
| | 12 | 0 | 16.10 | 15.93 | 15.95 | 0-1 | 0.0 |
| | 12 | 7 | 16.05 | 15.90 | 15.85 | 0 | 0.0 |
| | 12 | 13 | 15.99 | 15.95 | 15.75 | 0-1 | 0.0 |
| | 25 | 0 | 16.00 | 15.90 | 15.79 | | 0.0 |
| DFT-s-OFDM 16QAM | 1 | 1 | 16.03 | 16.00 | 15.88 | 0-1 | 0.0 |
| CP-OFDM QPSK | 1 | 1 | 16.30 | 16.20 | 16.18 | 0-1.5 | 0.0 |

## I.2.4 NR Band n66

**Table I-121**
**NR Band n66 Measured $P_{limit}$ Antenna 4 - 30 MHz**

| NR Band n66 30 MHz Bandwidth | | | | | |
|---|---|---|---|---|---|
| | | | Channel | MPR Allowed per 3GPP [dB] | MPR [dB] |
| Modulation | RB Size | RB Offset | 349000 (1745 MHz) | | |
| | | | Conducted Power [dBm] | | |
| DFT-s-OFDM π/2 BPSK | 1 | 1 | 14.47 | 0 | 0.0 |
| | 1 | 80 | 14.43 | | 0.0 |
| | 1 | 158 | 14.48 | | 0.0 |
| | 80 | 0 | 14.45 | 0-0.5 | 0.0 |
| | 80 | 40 | 14.37 | 0 | 0.0 |
| | 80 | 80 | 14.38 | 0-0.5 | 0.0 |
| | 160 | 0 | 14.43 | | 0.0 |
| DFT-s-OFDM QPSK | 1 | 1 | 14.43 | 0 | 0.0 |
| | 1 | 80 | 14.40 | | 0.0 |
| | 1 | 158 | 14.49 | | 0.0 |
| | 80 | 0 | 14.38 | 0-1 | 0.0 |
| | 80 | 40 | 14.36 | 0 | 0.0 |
| | 80 | 80 | 14.37 | 0-1 | 0.0 |
| | 160 | 0 | 14.35 | | 0.0 |
| DFT-s-OFDM 16QAM | 1 | 1 | 14.50 | 0-1 | 0.0 |
| CP-OFDM QPSK | 1 | 1 | 14.33 | 0-1.5 | 0.0 |


© 2022 PCTEST.

## Table I-122
## NR Band n66 Measured $P_{limit}$ Antenna 4 - 20 MHz

| NR Band n66 20 MHz Bandwidth | | | | | | | |
|---|---|---|---|---|---|---|---|
| | | | Channel | | | MPR Allowed per 3GPP [dB] | MPR [dB] |
| Modulation | RB Size | RB Offset | 344000 (1720 MHz) | 349000 (1745 MHz) | 354000 (1770 MHz) | | |
| | | | Conducted Power [dBm] | | | | |
| DFT-s-OFDM π/2 BPSK | 1 | 1 | 14.36 | 14.42 | 14.27 | 0 | 0.0 |
| | 1 | 53 | 14.24 | 14.28 | 14.19 | | 0.0 |
| | 1 | 104 | 14.28 | 14.26 | 14.24 | | 0.0 |
| | 50 | 0 | 14.19 | 14.29 | 14.15 | 0-0.5 | 0.0 |
| | 50 | 28 | 14.23 | 14.26 | 14.11 | 0 | 0.0 |
| | 50 | 56 | 14.32 | 14.24 | 14.14 | 0-0.5 | 0.0 |
| | 100 | 0 | 14.23 | 14.32 | 14.14 | | 0.0 |
| DFT-s-OFDM QPSK | 1 | 1 | 14.29 | 14.31 | 14.27 | 0 | 0.0 |
| | 1 | 53 | 14.23 | 14.29 | 14.07 | | 0.0 |
| | 1 | 104 | 14.29 | 14.28 | 14.24 | | 0.0 |
| | 50 | 0 | 14.22 | 14.32 | 14.14 | 0-1 | 0.0 |
| | 50 | 28 | 14.18 | 14.28 | 14.15 | 0 | 0.0 |
| | 50 | 56 | 14.31 | 14.26 | 14.09 | 0-1 | 0.0 |
| | 100 | 0 | 14.28 | 14.26 | 14.14 | | 0.0 |
| DFT-s-OFDM 16QAM | 1 | 1 | 14.34 | 14.42 | 14.32 | 0-1 | 0.0 |
| CP-OFDM QPSK | 1 | 1 | 14.27 | 14.27 | 14.24 | 0-1.5 | 0.0 |

## Table I-123
## NR Band n66 Measured $P_{limit}$ Antenna 4 - 15 MHz

| NR Band n66 15 MHz Bandwidth | | | | | | | |
|---|---|---|---|---|---|---|---|
| | | | Channel | | | MPR Allowed per 3GPP [dB] | MPR [dB] |
| Modulation | RB Size | RB Offset | 343500 (1717.5 MHz) | 349000 (1745 MHz) | 354500 (1772.5 MHz) | | |
| | | | Conducted Power [dBm] | | | | |
| DFT-s-OFDM π/2 BPSK | 1 | 1 | 14.18 | 14.03 | 14.22 | 0 | 0.0 |
| | 1 | 40 | 14.08 | 13.95 | 14.14 | | 0.0 |
| | 1 | 77 | 14.13 | 14.05 | 14.25 | | 0.0 |
| | 36 | 0 | 14.12 | 13.97 | 14.06 | 0-0.5 | 0.0 |
| | 36 | 22 | 14.09 | 13.96 | 13.99 | 0 | 0.0 |
| | 36 | 43 | 14.07 | 13.97 | 14.02 | 0-0.5 | 0.0 |
| | 75 | 0 | 14.14 | 14.01 | 14.05 | | 0.0 |
| DFT-s-OFDM QPSK | 1 | 1 | 14.34 | 14.23 | 14.15 | 0 | 0.0 |
| | 1 | 40 | 14.09 | 14.02 | 14.11 | | 0.0 |
| | 1 | 77 | 14.13 | 13.98 | 14.14 | | 0.0 |
| | 36 | 0 | 14.17 | 14.02 | 14.12 | 0-1 | 0.0 |
| | 36 | 22 | 14.10 | 13.92 | 14.03 | 0 | 0.0 |
| | 36 | 43 | 14.12 | 13.94 | 14.05 | 0-1 | 0.0 |
| | 75 | 0 | 14.14 | 13.99 | 14.07 | | 0.0 |
| DFT-s-OFDM 16QAM | 1 | 1 | 14.21 | 14.10 | 14.26 | 0-1 | 0.0 |
| CP-OFDM QPSK | 1 | 1 | 14.24 | 14.27 | 14.14 | 0-1.5 | 0.0 |


© 2022 PCTEST.

## Table I-124
## NR Band n66 Measured $P_{limit}$ Antenna 4 - 10 MHz

| NR Band n66 10 MHz Bandwidth | | | | | | | |
|---|---|---|---|---|---|---|---|
| | | | Channel | | | MPR Allowed per 3GPP [dB] | MPR [dB] |
| Modulation | RB Size | RB Offset | 343000 (1715 MHz) | 349000 (1745 MHz) | 355000 (1775 MHz) | | |
| | | | Conducted Power [dBm] | | | | |
| DFT-s-OFDM π/2 BPSK | 1 | 1 | 14.20 | 14.08 | 14.16 | 0 | 0.0 |
| | 1 | 26 | 14.16 | 14.14 | 14.15 | | 0.0 |
| | 1 | 50 | 14.23 | 14.19 | 14.12 | | 0.0 |
| | 25 | 0 | 14.18 | 14.18 | 14.14 | 0-0.5 | 0.0 |
| | 25 | 14 | 14.16 | 14.18 | 14.09 | 0 | 0.0 |
| | 25 | 27 | 14.08 | 14.15 | 14.10 | 0-0.5 | 0.0 |
| | 50 | 0 | 14.17 | 14.13 | 14.09 | | 0.0 |
| DFT-s-OFDM QPSK | 1 | 1 | 14.23 | 14.23 | 14.21 | 0 | 0.0 |
| | 1 | 26 | 14.18 | 14.18 | 14.18 | | 0.0 |
| | 1 | 50 | 14.24 | 14.19 | 14.15 | | 0.0 |
| | 25 | 0 | 14.22 | 14.14 | 14.13 | 0-1 | 0.0 |
| | 25 | 14 | 14.18 | 14.15 | 14.11 | 0 | 0.0 |
| | 25 | 27 | 14.12 | 14.13 | 14.10 | 0-1 | 0.0 |
| | 50 | 0 | 14.19 | 14.18 | 14.12 | | 0.0 |
| DFT-s-OFDM 16QAM | 1 | 1 | 14.26 | 14.16 | 14.10 | 0-1 | 0.0 |
| CP-OFDM QPSK | 1 | 1 | 14.15 | 14.22 | 14.14 | 0-1.5 | 0.0 |

## Table I-125
## NR Band n66 Measured $P_{limit}$ Antenna 4 - 5 MHz

| NR Band n66 5 MHz Bandwidth | | | | | | | |
|---|---|---|---|---|---|---|---|
| | | | Channel | | | MPR Allowed per 3GPP [dB] | MPR [dB] |
| Modulation | RB Size | RB Offset | 342500 (1712.5 MHz) | 349000 (1745 MHz) | 355500 (1777.5 MHz) | | |
| | | | Conducted Power [dBm] | | | | |
| DFT-s-OFDM π/2 BPSK | 1 | 1 | 14.24 | 14.12 | 14.14 | 0 | 0.0 |
| | 1 | 13 | 14.23 | 14.17 | 14.10 | | 0.0 |
| | 1 | 23 | 14.25 | 14.22 | 14.07 | | 0.0 |
| | 12 | 0 | 14.26 | 14.15 | 14.18 | 0-0.5 | 0.0 |
| | 12 | 7 | 14.23 | 14.21 | 14.17 | 0 | 0.0 |
| | 12 | 13 | 14.26 | 14.16 | 14.12 | 0-0.5 | 0.0 |
| | 25 | 0 | 14.19 | 14.12 | 14.13 | | 0.0 |
| DFT-s-OFDM QPSK | 1 | 1 | 14.24 | 14.15 | 14.22 | 0 | 0.0 |
| | 1 | 13 | 14.27 | 14.18 | 14.18 | | 0.0 |
| | 1 | 23 | 14.23 | 14.16 | 14.23 | | 0.0 |
| | 12 | 0 | 14.24 | 14.21 | 14.22 | 0-1 | 0.0 |
| | 12 | 7 | 14.23 | 14.17 | 14.20 | 0 | 0.0 |
| | 12 | 13 | 14.20 | 14.20 | 14.12 | 0-1 | 0.0 |
| | 25 | 0 | 14.25 | 14.18 | 14.15 | | 0.0 |
| DFT-s-OFDM 16QAM | 1 | 1 | 14.21 | 14.15 | 14.17 | 0-1 | 0.0 |
| CP-OFDM QPSK | 1 | 1 | 14.26 | 14.28 | 14.12 | 0-1.5 | 0.0 |


© 2022 PCTEST.

## Table I-126
## NR Band n66 Measured $P_{limit}$ Antenna 3a - 30 MHz

| NR Band n66<br>30 MHz Bandwidth | | | | | |
|---|---|---|---|---|---|
| | | | Channel | MPR Allowed per 3GPP [dB] | MPR [dB] |
| Modulation | RB Size | RB Offset | 349000 (1745 MHz) | | |
| | | | Conducted Power [dBm] | | |
| DFT-s-OFDM π/2 BPSK | 1 | 1 | 13.28 | 0 | 0.0 |
| | 1 | 80 | 13.27 | | 0.0 |
| | 1 | 158 | 13.33 | | 0.0 |
| | 80 | 0 | 13.24 | 0-0.5 | 0.0 |
| | 80 | 40 | 13.24 | 0 | 0.0 |
| | 80 | 80 | 13.20 | 0-0.5 | 0.0 |
| | 160 | 0 | 13.22 | | 0.0 |
| DFT-s-OFDM QPSK | 1 | 1 | 13.32 | 0 | 0.0 |
| | 1 | 80 | 13.27 | | 0.0 |
| | 1 | 158 | 13.35 | | 0.0 |
| | 80 | 0 | 13.33 | 0-1 | 0.0 |
| | 80 | 40 | 13.25 | 0 | 0.0 |
| | 80 | 80 | 13.22 | 0-1 | 0.0 |
| | 160 | 0 | 13.22 | | 0.0 |
| DFT-s-OFDM 16QAM | 1 | 1 | 13.33 | 0-1 | 0.0 |
| CP-OFDM QPSK | 1 | 1 | 13.30 | 0-1.5 | 0.0 |

## Table I-127
## NR Band n66 Measured $P_{limit}$ Antenna 3a - 20 MHz

| NR Band n66<br>20 MHz Bandwidth | | | | | | | |
|---|---|---|---|---|---|---|---|
| | | | Channel | | | MPR Allowed per 3GPP [dB] | MPR [dB] |
| Modulation | RB Size | RB Offset | 344000 (1720 MHz) | 349000 (1745 MHz) | 354000 (1770 MHz) | | |
| | | | Conducted Power [dBm] | | | | |
| DFT-s-OFDM π/2 BPSK | 1 | 1 | 12.82 | 12.91 | 12.89 | 0 | 0.0 |
| | 1 | 53 | 12.83 | 12.88 | 12.96 | | 0.0 |
| | 1 | 104 | 12.77 | 12.99 | 12.88 | | 0.0 |
| | 50 | 0 | 12.88 | 12.95 | 12.80 | 0-0.5 | 0.0 |
| | 50 | 28 | 12.88 | 12.88 | 12.83 | 0 | 0.0 |
| | 50 | 56 | 12.88 | 12.99 | 12.90 | 0-0.5 | 0.0 |
| | 100 | 0 | 12.79 | 12.93 | 12.77 | | 0.0 |
| DFT-s-OFDM QPSK | 1 | 1 | 13.00 | 13.03 | 12.88 | 0 | 0.0 |
| | 1 | 53 | 12.72 | 12.91 | 12.73 | | 0.0 |
| | 1 | 104 | 12.98 | 12.91 | 12.91 | | 0.0 |
| | 50 | 0 | 12.86 | 12.94 | 12.85 | 0-1 | 0.0 |
| | 50 | 28 | 12.85 | 12.88 | 12.87 | 0 | 0.0 |
| | 50 | 56 | 12.78 | 12.91 | 12.82 | 0-1 | 0.0 |
| | 100 | 0 | 12.81 | 12.88 | 12.90 | | 0.0 |
| DFT-s-OFDM 16QAM | 1 | 1 | 12.99 | 12.77 | 12.71 | 0-1 | 0.0 |
| CP-OFDM QPSK | 1 | 1 | 12.89 | 12.88 | 13.01 | 0-1.5 | 0.0 |


© 2022 PCTEST.

## Table I-128
## NR Band n66 Measured $P_{limit}$ Antenna 3a - 15 MHz

| NR Band n66 15 MHz Bandwidth | | | | | | | |
|---|---|---|---|---|---|---|---|
| | | | Channel | | | MPR Allowed per 3GPP [dB] | MPR [dB] |
| Modulation | RB Size | RB Offset | 343500 (1717.5 MHz) | 349000 (1745 MHz) | 354500 (1772.5 MHz) | | |
| | | | Conducted Power [dBm] | | | | |
| DFT-s-OFDM π/2 BPSK | 1 | 1 | 12.90 | 12.90 | 12.90 | 0 | 0.0 |
| | 1 | 40 | 12.90 | 12.91 | 12.89 | | 0.0 |
| | 1 | 77 | 13.01 | 13.02 | 12.95 | | 0.0 |
| | 36 | 0 | 12.92 | 12.95 | 12.83 | 0-0.5 | 0.0 |
| | 36 | 22 | 12.90 | 12.82 | 12.81 | 0 | 0.0 |
| | 36 | 43 | 12.93 | 12.85 | 12.82 | 0-0.5 | 0.0 |
| | 75 | 0 | 12.90 | 12.87 | 12.86 | | 0.0 |
| DFT-s-OFDM QPSK | 1 | 1 | 13.02 | 12.87 | 12.91 | 0 | 0.0 |
| | 1 | 40 | 12.86 | 12.94 | 12.86 | | 0.0 |
| | 1 | 77 | 12.99 | 12.93 | 12.98 | | 0.0 |
| | 36 | 0 | 12.97 | 12.95 | 12.90 | 0-1 | 0.0 |
| | 36 | 22 | 12.90 | 12.85 | 12.94 | 0 | 0.0 |
| | 36 | 43 | 12.92 | 12.84 | 12.91 | 0-1 | 0.0 |
| | 75 | 0 | 12.96 | 12.92 | 12.90 | | 0.0 |
| DFT-s-OFDM 16QAM | 1 | 1 | 12.88 | 12.94 | 13.13 | 0-1 | 0.0 |
| CP-OFDM QPSK | 1 | 1 | 13.00 | 12.91 | 12.98 | 0-1.5 | 0.0 |

## Table I-129
## NR Band n66 Measured $P_{limit}$ Antenna 3a - 10 MHz

| NR Band n66 10 MHz Bandwidth | | | | | | | |
|---|---|---|---|---|---|---|---|
| | | | Channel | | | MPR Allowed per 3GPP [dB] | MPR [dB] |
| Modulation | RB Size | RB Offset | 343000 (1715 MHz) | 349000 (1745 MHz) | 355000 (1775 MHz) | | |
| | | | Conducted Power [dBm] | | | | |
| DFT-s-OFDM π/2 BPSK | 1 | 1 | 12.78 | 12.97 | 13.01 | 0 | 0.0 |
| | 1 | 26 | 13.00 | 13.03 | 12.98 | | 0.0 |
| | 1 | 50 | 12.89 | 12.98 | 13.01 | | 0.0 |
| | 25 | 0 | 13.03 | 13.01 | 12.96 | 0-0.5 | 0.0 |
| | 25 | 14 | 12.98 | 12.98 | 12.96 | 0 | 0.0 |
| | 25 | 27 | 12.95 | 12.98 | 12.90 | 0-0.5 | 0.0 |
| | 50 | 0 | 12.96 | 13.07 | 12.88 | | 0.0 |
| DFT-s-OFDM QPSK | 1 | 1 | 13.03 | 13.05 | 12.99 | 0 | 0.0 |
| | 1 | 26 | 12.90 | 12.98 | 13.03 | | 0.0 |
| | 1 | 50 | 12.95 | 12.98 | 13.03 | | 0.0 |
| | 25 | 0 | 12.94 | 13.04 | 12.98 | 0-1 | 0.0 |
| | 25 | 14 | 12.98 | 13.04 | 12.94 | 0 | 0.0 |
| | 25 | 27 | 12.90 | 12.98 | 12.90 | 0-1 | 0.0 |
| | 50 | 0 | 13.00 | 13.06 | 12.98 | | 0.0 |
| DFT-s-OFDM 16QAM | 1 | 1 | 13.00 | 12.90 | 13.20 | 0-1 | 0.0 |
| CP-OFDM QPSK | 1 | 1 | 13.19 | 13.13 | 12.89 | 0-1.5 | 0.0 |


© 2022 PCTEST.

## Table I-130
## NR Band n66 Measured $P_{limit}$ Antenna 3a - 5 MHz

| NR Band n66 5 MHz Bandwidth | | | | | | | |
|---|---|---|---|---|---|---|---|
| | | | Channel | | | MPR Allowed per 3GPP [dB] | MPR [dB] |
| Modulation | RB Size | RB Offset | 342500 (1712.5 MHz) | 349000 (1745 MHz) | 355500 (1777.5 MHz) | | |
| | | | Conducted Power [dBm] | | | | |
| DFT-s-OFDM π/2 BPSK | 1 | 1 | 13.27 | 13.38 | 13.26 | 0 | 0.0 |
| | 1 | 13 | 13.30 | 13.34 | 13.21 | | 0.0 |
| | 1 | 23 | 13.26 | 13.36 | 13.17 | | 0.0 |
| | 12 | 0 | 13.18 | 13.27 | 13.22 | 0-0.5 | 0.0 |
| | 12 | 7 | 13.19 | 13.31 | 13.13 | 0 | 0.0 |
| | 12 | 13 | 13.17 | 13.29 | 13.14 | 0-0.5 | 0.0 |
| | 25 | 0 | 13.20 | 13.22 | 13.11 | | 0.0 |
| DFT-s-OFDM QPSK | 1 | 1 | 13.14 | 13.26 | 13.14 | 0 | 0.0 |
| | 1 | 13 | 13.22 | 13.25 | 13.16 | | 0.0 |
| | 1 | 23 | 13.17 | 13.24 | 13.20 | | 0.0 |
| | 12 | 0 | 13.18 | 13.27 | 13.14 | 0-1 | 0.0 |
| | 12 | 7 | 13.16 | 13.25 | 13.15 | 0 | 0.0 |
| | 12 | 13 | 13.15 | 13.31 | 13.12 | 0-1 | 0.0 |
| | 25 | 0 | 13.15 | 13.29 | 13.16 | | 0.0 |
| DFT-s-OFDM 16QAM | 1 | 1 | 13.27 | 13.40 | 13.18 | 0-1 | 0.0 |
| CP-OFDM QPSK | 1 | 1 | 13.15 | 13.30 | 13.10 | 0-1.5 | 0.0 |

## Table I-131
## NR Band n66 Measured $P_{limit}$ Antenna 2a - 30 MHz

| NR Band n66 30 MHz Bandwidth | | | | | |
|---|---|---|---|---|---|
| | | | Channel | MPR Allowed per 3GPP [dB] | MPR [dB] |
| Modulation | RB Size | RB Offset | 349000 (1745 MHz) | | |
| | | | Conducted Power [dBm] | | |
| DFT-s-OFDM π/2 BPSK | 1 | 1 | 13.38 | 0 | 0.0 |
| | 1 | 80 | 13.39 | | 0.0 |
| | 1 | 158 | 13.41 | | 0.0 |
| | 80 | 0 | 13.39 | 0-0.5 | 0.0 |
| | 80 | 40 | 13.34 | 0 | 0.0 |
| | 80 | 80 | 13.31 | 0-0.5 | 0.0 |
| | 160 | 0 | 13.48 | | 0.0 |
| DFT-s-OFDM QPSK | 1 | 1 | 13.36 | 0 | 0.0 |
| | 1 | 80 | 13.42 | | 0.0 |
| | 1 | 158 | 13.40 | | 0.0 |
| | 80 | 0 | 13.40 | 0-1 | 0.0 |
| | 80 | 40 | 13.42 | 0 | 0.0 |
| | 80 | 80 | 13.40 | 0-1 | 0.0 |
| | 160 | 0 | 13.43 | | 0.0 |
| DFT-s-OFDM 16QAM | 1 | 1 | 13.38 | 0-1 | 0.0 |
| CP-OFDM QPSK | 1 | 1 | 13.40 | 0-1.5 | 0.0 |


© 2022 PCTEST.

## Table I-132
## NR Band n66 Measured $P_{limit}$ Antenna 2a - 20 MHz

| NR Band n66<br>20 MHz Bandwidth | | | | | | | |
|---|---|---|---|---|---|---|---|
| | | | Channel | | | MPR Allowed per 3GPP [dB] | MPR [dB] |
| Modulation | RB Size | RB Offset | 344000 (1720 MHz) | 349000 (1745 MHz) | 354000 (1770 MHz) | | |
| | | | Conducted Power [dBm] | | | | |
| DFT-s-OFDM π/2 BPSK | 1 | 1 | 13.49 | 13.37 | 13.36 | 0 | 0.0 |
| | 1 | 53 | 13.35 | 13.35 | 13.25 | | 0.0 |
| | 1 | 104 | 13.37 | 13.31 | 13.22 | | 0.0 |
| | 50 | 0 | 13.40 | 13.19 | 13.26 | 0-0.5 | 0.0 |
| | 50 | 28 | 13.48 | 13.24 | 13.17 | 0 | 0.0 |
| | 50 | 56 | 13.38 | 13.23 | 13.20 | 0-0.5 | 0.0 |
| | 100 | 0 | 13.37 | 13.24 | 13.13 | | 0.0 |
| DFT-s-OFDM QPSK | 1 | 1 | 13.48 | 13.45 | 13.13 | 0 | 0.0 |
| | 1 | 53 | 13.44 | 13.28 | 13.16 | | 0.0 |
| | 1 | 104 | 13.29 | 13.27 | 13.24 | | 0.0 |
| | 50 | 0 | 13.48 | 13.25 | 13.18 | 0-1 | 0.0 |
| | 50 | 28 | 13.35 | 13.17 | 13.11 | 0 | 0.0 |
| | 50 | 56 | 13.33 | 13.28 | 13.18 | 0-1 | 0.0 |
| | 100 | 0 | 13.41 | 13.24 | 13.19 | | 0.0 |
| DFT-s-OFDM 16QAM | 1 | 1 | 13.50 | 13.43 | 13.28 | 0-1 | 0.0 |
| CP-OFDM QPSK | 1 | 1 | 13.38 | 13.22 | 13.18 | 0-1.5 | 0.0 |

## Table I-133
## NR Band n66 Measured $P_{limit}$ Antenna 2a - 15 MHz

| NR Band n66<br>15 MHz Bandwidth | | | | | | | |
|---|---|---|---|---|---|---|---|
| | | | Channel | | | MPR Allowed per 3GPP [dB] | MPR [dB] |
| Modulation | RB Size | RB Offset | 343500 (1717.5 MHz) | 349000 (1745 MHz) | 354500 (1772.5 MHz) | | |
| | | | Conducted Power [dBm] | | | | |
| DFT-s-OFDM π/2 BPSK | 1 | 1 | 13.40 | 13.26 | 13.31 | 0 | 0.0 |
| | 1 | 40 | 13.32 | 13.28 | 13.25 | | 0.0 |
| | 1 | 77 | 13.36 | 13.33 | 13.25 | | 0.0 |
| | 36 | 0 | 13.37 | 13.23 | 13.18 | 0-0.5 | 0.0 |
| | 36 | 22 | 13.39 | 13.27 | 13.47 | 0 | 0.0 |
| | 36 | 43 | 13.37 | 13.28 | 13.43 | 0-0.5 | 0.0 |
| | 75 | 0 | 13.48 | 13.25 | 13.18 | | 0.0 |
| DFT-s-OFDM QPSK | 1 | 1 | 13.41 | 13.30 | 13.25 | 0 | 0.0 |
| | 1 | 40 | 13.32 | 13.28 | 13.12 | | 0.0 |
| | 1 | 77 | 13.45 | 13.27 | 13.18 | | 0.0 |
| | 36 | 0 | 13.28 | 13.27 | 13.16 | 0-1 | 0.0 |
| | 36 | 22 | 13.36 | 13.19 | 13.09 | 0 | 0.0 |
| | 36 | 43 | 13.40 | 13.21 | 13.18 | 0-1 | 0.0 |
| | 75 | 0 | 13.37 | 13.18 | 13.14 | | 0.0 |
| DFT-s-OFDM 16QAM | 1 | 1 | 13.36 | 13.28 | 13.20 | 0-1 | 0.0 |
| CP-OFDM QPSK | 1 | 1 | 13.29 | 13.19 | 13.26 | 0-1.5 | 0.0 |


© 2022 PCTEST.

## Table I-134
## NR Band n66 Measured $P_{limit}$ Antenna 2a - 10 MHz

| NR Band n66 10 MHz Bandwidth | | | | | | | |
|---|---|---|---|---|---|---|---|
| | | | Channel | | | MPR Allowed per 3GPP [dB] | MPR [dB] |
| Modulation | RB Size | RB Offset | 343000 (1715 MHz) | 349000 (1745 MHz) | 355000 (1775 MHz) | | |
| | | | Conducted Power [dBm] | | | | |
| DFT-s-OFDM π/2 BPSK | 1 | 1 | 13.37 | 13.23 | 13.14 | 0 | 0.0 |
| | 1 | 26 | 13.38 | 13.19 | 13.10 | | 0.0 |
| | 1 | 50 | 13.29 | 13.25 | 13.08 | | 0.0 |
| | 25 | 0 | 13.37 | 13.20 | 13.18 | 0-0.5 | 0.0 |
| | 25 | 14 | 13.34 | 13.15 | 13.14 | 0 | 0.0 |
| | 25 | 27 | 13.24 | 13.18 | 13.17 | 0-0.5 | 0.0 |
| | 50 | 0 | 13.31 | 13.16 | 13.20 | | 0.0 |
| DFT-s-OFDM QPSK | 1 | 1 | 13.44 | 13.26 | 13.15 | 0 | 0.0 |
| | 1 | 26 | 13.43 | 13.20 | 13.21 | | 0.0 |
| | 1 | 50 | 13.39 | 13.23 | 13.20 | | 0.0 |
| | 25 | 0 | 13.34 | 13.18 | 13.19 | 0-1 | 0.0 |
| | 25 | 14 | 13.30 | 13.14 | 13.27 | 0 | 0.0 |
| | 25 | 27 | 13.27 | 13.15 | 13.13 | 0-1 | 0.0 |
| | 50 | 0 | 13.26 | 13.19 | 13.11 | | 0.0 |
| DFT-s-OFDM 16QAM | 1 | 1 | 13.30 | 13.18 | 13.15 | 0-1 | 0.0 |
| CP-OFDM QPSK | 1 | 1 | 13.31 | 13.22 | 13.28 | 0-1.5 | 0.0 |

## Table I-135
## NR Band n66 Measured $P_{limit}$ Antenna 2a - 5 MHz

| NR Band n66 5 MHz Bandwidth | | | | | | | |
|---|---|---|---|---|---|---|---|
| | | | Channel | | | MPR Allowed per 3GPP [dB] | MPR [dB] |
| Modulation | RB Size | RB Offset | 342500 (1712.5 MHz) | 349000 (1745 MHz) | 355500 (1777.5 MHz) | | |
| | | | Conducted Power [dBm] | | | | |
| DFT-s-OFDM π/2 BPSK | 1 | 1 | 13.37 | 13.42 | 13.30 | 0 | 0.0 |
| | 1 | 13 | 13.49 | 13.39 | 13.31 | | 0.0 |
| | 1 | 23 | 13.42 | 13.40 | 13.28 | | 0.0 |
| | 12 | 0 | 13.50 | 13.37 | 13.38 | 0-0.5 | 0.0 |
| | 12 | 7 | 13.48 | 13.45 | 13.28 | 0 | 0.0 |
| | 12 | 13 | 13.40 | 13.43 | 13.33 | 0-0.5 | 0.0 |
| | 25 | 0 | 13.37 | 13.45 | 13.31 | | 0.0 |
| DFT-s-OFDM QPSK | 1 | 1 | 13.44 | 13.41 | 13.33 | 0 | 0.0 |
| | 1 | 13 | 13.38 | 13.46 | 13.42 | | 0.0 |
| | 1 | 23 | 13.48 | 13.45 | 13.37 | | 0.0 |
| | 12 | 0 | 13.45 | 13.40 | 13.38 | 0-1 | 0.0 |
| | 12 | 7 | 13.49 | 13.42 | 13.36 | 0 | 0.0 |
| | 12 | 13 | 13.41 | 13.44 | 13.35 | 0-1 | 0.0 |
| | 25 | 0 | 13.48 | 13.44 | 13.32 | | 0.0 |
| DFT-s-OFDM 16QAM | 1 | 1 | 13.40 | 13.23 | 13.50 | 0-1 | 0.0 |
| CP-OFDM QPSK | 1 | 1 | 13.41 | 13.30 | 13.16 | 0-1.5 | 0.0 |


© 2022 PCTEST.

## Table I-136
## NR Band n66 Measured $P_{limit}$ Antenna 1a - 30 MHz

| NR Band n66 30 MHz Bandwidth | | | | | |
|---|---|---|---|---|---|
| | | | Channel | MPR Allowed per 3GPP [dB] | MPR [dB] |
| Modulation | RB Size | RB Offset | 349000 (1745 MHz) Conducted Power [dBm] | | |
| DFT-s-OFDM π/2 BPSK | 1 | 1 | 14.89 | 0 | 0.0 |
| | 1 | 80 | 14.82 | | 0.0 |
| | 1 | 158 | 15.01 | | 0.0 |
| | 80 | 0 | 14.81 | 0-0.5 | 0.0 |
| | 80 | 40 | 14.88 | 0 | 0.0 |
| | 80 | 80 | 14.87 | 0-0.5 | 0.0 |
| | 160 | 0 | 14.86 | | 0.0 |
| DFT-s-OFDM QPSK | 1 | 1 | 14.89 | 0 | 0.0 |
| | 1 | 80 | 14.76 | | 0.0 |
| | 1 | 158 | 14.93 | | 0.0 |
| | 80 | 0 | 14.74 | 0-1 | 0.0 |
| | 80 | 40 | 14.77 | 0 | 0.0 |
| | 80 | 80 | 14.76 | 0-1 | 0.0 |
| | 160 | 0 | 14.84 | | 0.0 |
| DFT-s-OFDM 16QAM | 1 | 1 | 14.71 | 0-1 | 0.0 |
| CP-OFDM QPSK | 1 | 1 | 14.87 | 0-1.5 | 0.0 |

## Table I-137
## NR Band n66 Measured $P_{limit}$ Antenna 1a - 20 MHz

| NR Band n66 20 MHz Bandwidth | | | | | | | |
|---|---|---|---|---|---|---|---|
| | | | Channel | | | MPR Allowed per 3GPP [dB] | MPR [dB] |
| Modulation | RB Size | RB Offset | 344000 (1720 MHz) | 349000 (1745 MHz) | 354000 (1770 MHz) | | |
| | | | Conducted Power [dBm] | | | | |
| DFT-s-OFDM π/2 BPSK | 1 | 1 | 14.57 | 14.63 | 14.35 | 0 | 0.0 |
| | 1 | 53 | 14.46 | 14.44 | 14.39 | | 0.0 |
| | 1 | 104 | 14.50 | 14.46 | 14.37 | | 0.0 |
| | 50 | 0 | 14.61 | 14.53 | 14.46 | 0-0.5 | 0.0 |
| | 50 | 28 | 14.56 | 14.55 | 14.43 | 0 | 0.0 |
| | 50 | 56 | 14.63 | 14.51 | 14.39 | 0-0.5 | 0.0 |
| | 100 | 0 | 14.52 | 14.52 | 14.48 | | 0.0 |
| DFT-s-OFDM QPSK | 1 | 1 | 14.64 | 14.59 | 14.44 | 0 | 0.0 |
| | 1 | 53 | 14.49 | 14.62 | 14.49 | | 0.0 |
| | 1 | 104 | 14.72 | 14.49 | 14.57 | | 0.0 |
| | 50 | 0 | 14.52 | 14.47 | 14.51 | 0-1 | 0.0 |
| | 50 | 28 | 14.51 | 14.53 | 14.42 | 0 | 0.0 |
| | 50 | 56 | 14.62 | 14.48 | 14.46 | 0-1 | 0.0 |
| | 100 | 0 | 14.59 | 14.44 | 14.40 | | 0.0 |
| DFT-s-OFDM 16QAM | 1 | 1 | 14.55 | 14.54 | 14.39 | 0-1 | 0.0 |
| CP-OFDM QPSK | 1 | 1 | 14.57 | 14.57 | 14.53 | 0-1.5 | 0.0 |


© 2022 PCTEST.

## Table I-138
## NR Band n66 Measured $P_{limit}$ Antenna 1a - 15 MHz

| NR Band n66 15 MHz Bandwidth | | | | | | | |
|---|---|---|---|---|---|---|---|
| | | | Channel | | | MPR Allowed per 3GPP [dB] | MPR [dB] |
| Modulation | RB Size | RB Offset | 343500 (1717.5 MHz) | 349000 (1745 MHz) | 354500 (1772.5 MHz) | | |
| | | | Conducted Power [dBm] | | | | |
| DFT-s-OFDM π/2 BPSK | 1 | 1 | 14.54 | 14.49 | 14.39 | 0 | 0.0 |
| | 1 | 40 | 14.37 | 14.53 | 14.43 | | 0.0 |
| | 1 | 77 | 14.44 | 14.45 | 14.46 | | 0.0 |
| | 36 | 0 | 14.59 | 14.56 | 14.50 | 0-0.5 | 0.0 |
| | 36 | 22 | 14.49 | 14.55 | 14.45 | 0 | 0.0 |
| | 36 | 43 | 14.51 | 14.56 | 14.49 | 0-0.5 | 0.0 |
| | 75 | 0 | 14.56 | 14.54 | 14.48 | | 0.0 |
| DFT-s-OFDM QPSK | 1 | 1 | 14.55 | 14.55 | 14.56 | 0 | 0.0 |
| | 1 | 40 | 14.52 | 14.56 | 14.52 | | 0.0 |
| | 1 | 77 | 14.66 | 14.68 | 14.71 | | 0.0 |
| | 36 | 0 | 14.57 | 14.57 | 14.55 | 0-1 | 0.0 |
| | 36 | 22 | 14.53 | 14.43 | 14.46 | 0 | 0.0 |
| | 36 | 43 | 14.61 | 14.52 | 14.48 | 0-1 | 0.0 |
| | 75 | 0 | 14.58 | 14.56 | 14.55 | | 0.0 |
| DFT-s-OFDM 16QAM | 1 | 1 | 14.64 | 14.58 | 14.66 | 0-1 | 0.0 |
| CP-OFDM QPSK | 1 | 1 | 14.59 | 14.47 | 14.58 | 0-1.5 | 0.0 |

## Table I-139
## NR Band n66 Measured $P_{limit}$ Antenna 1a - 10 MHz

| NR Band n66 10 MHz Bandwidth | | | | | | | |
|---|---|---|---|---|---|---|---|
| | | | Channel | | | MPR Allowed per 3GPP [dB] | MPR [dB] |
| Modulation | RB Size | RB Offset | 343000 (1715 MHz) | 349000 (1745 MHz) | 355000 (1775 MHz) | | |
| | | | Conducted Power [dBm] | | | | |
| DFT-s-OFDM π/2 BPSK | 1 | 1 | 14.44 | 14.46 | 14.45 | 0 | 0.0 |
| | 1 | 26 | 14.47 | 14.48 | 14.37 | | 0.0 |
| | 1 | 50 | 14.38 | 14.40 | 14.40 | | 0.0 |
| | 25 | 0 | 14.53 | 14.56 | 14.55 | 0-0.5 | 0.0 |
| | 25 | 14 | 14.45 | 14.49 | 14.47 | 0 | 0.0 |
| | 25 | 27 | 14.44 | 14.49 | 14.49 | 0-0.5 | 0.0 |
| | 50 | 0 | 14.42 | 14.49 | 14.45 | | 0.0 |
| DFT-s-OFDM QPSK | 1 | 1 | 14.48 | 14.48 | 14.55 | 0 | 0.0 |
| | 1 | 26 | 14.56 | 14.56 | 14.48 | | 0.0 |
| | 1 | 50 | 14.52 | 14.50 | 14.46 | | 0.0 |
| | 25 | 0 | 14.50 | 14.46 | 14.47 | 0-1 | 0.0 |
| | 25 | 14 | 14.47 | 14.52 | 14.46 | 0 | 0.0 |
| | 25 | 27 | 14.49 | 14.51 | 14.39 | 0-1 | 0.0 |
| | 50 | 0 | 14.51 | 14.58 | 14.43 | | 0.0 |
| DFT-s-OFDM 16QAM | 1 | 1 | 14.33 | 14.38 | 14.33 | 0-1 | 0.0 |
| CP-OFDM QPSK | 1 | 1 | 14.55 | 14.53 | 14.54 | 0-1.5 | 0.0 |


© 2022 PCTEST.

**Table I-140**
**NR Band n66 Measured $P_{limit}$ Antenna 1a - 5 MHz**

| NR Band n66 5 MHz Bandwidth | | | | | | | |
|---|---|---|---|---|---|---|---|
| | | | Channel | | | MPR Allowed per 3GPP [dB] | MPR [dB] |
| Modulation | RB Size | RB Offset | 342500 (1712.5 MHz) | 349000 (1745 MHz) | 355500 (1777.5 MHz) | | |
| | | | Conducted Power [dBm] | | | | |
| DFT-s-OFDM π/2 BPSK | 1 | 1 | 14.53 | 14.34 | 14.33 | 0 | 0.0 |
| | 1 | 13 | 14.44 | 14.45 | 14.48 | | 0.0 |
| | 1 | 23 | 14.33 | 14.41 | 14.36 | | 0.0 |
| | 12 | 0 | 14.47 | 14.42 | 14.47 | 0-0.5 | 0.0 |
| | 12 | 7 | 14.50 | 14.47 | 14.45 | 0 | 0.0 |
| | 12 | 13 | 14.47 | 14.53 | 14.40 | 0-0.5 | 0.0 |
| | 25 | 0 | 14.50 | 14.33 | 14.41 | | 0.0 |
| DFT-s-OFDM QPSK | 1 | 1 | 14.58 | 14.46 | 14.57 | 0 | 0.0 |
| | 1 | 13 | 14.51 | 14.54 | 14.41 | | 0.0 |
| | 1 | 23 | 14.56 | 14.39 | 14.54 | | 0.0 |
| | 12 | 0 | 14.53 | 14.45 | 14.48 | 0-1 | 0.0 |
| | 12 | 7 | 14.54 | 14.53 | 14.53 | 0 | 0.0 |
| | 12 | 13 | 14.48 | 14.49 | 14.44 | 0-1 | 0.0 |
| | 25 | 0 | 14.49 | 14.56 | 14.45 | | 0.0 |
| DFT-s-OFDM 16QAM | 1 | 1 | 14.40 | 14.41 | 14.36 | 0-1 | 0.0 |
| CP-OFDM QPSK | 1 | 1 | 14.47 | 14.34 | 14.57 | 0-1.5 | 0.0 |

## I.2.5 NR Band n25

**Table I-141**
**NR Band n25 Measured $P_{limit}$ Antenna 4 - 30 MHz**

| NR Band n25 30 MHz Bandwidth | | | | | |
|---|---|---|---|---|---|
| | | | Channel | MPR Allowed per 3GPP [dB] | MPR [dB] |
| Modulation | RB Size | RB Offset | 376500 (1882.5 MHz) | | |
| | | | Conducted Power [dBm] | | |
| DFT-s-OFDM π/2 BPSK | 1 | 1 | 14.48 | 0 | 0.0 |
| | 1 | 80 | 14.35 | | 0.0 |
| | 1 | 158 | 14.48 | | 0.0 |
| | 80 | 0 | 14.38 | 0-0.5 | 0.0 |
| | 80 | 40 | 14.37 | 0 | 0.0 |
| | 80 | 80 | 14.40 | 0-0.5 | 0.0 |
| | 160 | 0 | 14.42 | | 0.0 |
| DFT-s-OFDM QPSK | 1 | 1 | 14.50 | 0 | 0.0 |
| | 1 | 80 | 14.40 | | 0.0 |
| | 1 | 158 | 14.59 | | 0.0 |
| | 80 | 0 | 14.30 | 0-1 | 0.0 |
| | 80 | 40 | 14.37 | 0 | 0.0 |
| | 80 | 80 | 14.42 | 0-1 | 0.0 |
| | 160 | 0 | 14.26 | | 0.0 |
| DFT-s-OFDM 16QAM | 1 | 1 | 14.60 | 0-1 | 0.0 |
| CP-OFDM QPSK | 1 | 1 | 14.37 | 0-1.5 | 0.0 |


© 2022 PCTEST.

## Table I-142
## NR Band n25 Measured $P_{limit}$ Antenna 4 - 25 MHz

| NR Band n25<br>25 MHz Bandwidth | | | | | |
|---|---|---|---|---|---|
| | | | Channel | MPR Allowed per 3GPP [dB] | MPR [dB] |
| Modulation | RB Size | RB Offset | 376500 (1882.5 MHz)<br>Conducted Power [dBm] | | |
| DFT-s-OFDM π/2 BPSK | 1 | 1 | 14.33 | 0 | 0.0 |
| | 1 | 67 | 14.21 | | 0.0 |
| | 1 | 131 | 14.26 | | 0.0 |
| | 64 | 0 | 14.20 | 0-0.5 | 0.0 |
| | 64 | 35 | 14.18 | 0 | 0.0 |
| | 64 | 69 | 14.21 | 0-0.5 | 0.0 |
| | 128 | 0 | 14.15 | | 0.0 |
| DFT-s-OFDM QPSK | 1 | 1 | 14.28 | 0 | 0.0 |
| | 1 | 67 | 14.18 | | 0.0 |
| | 1 | 131 | 14.35 | | 0.0 |
| | 64 | 0 | 14.20 | 0-1 | 0.0 |
| | 64 | 35 | 14.11 | 0 | 0.0 |
| | 64 | 69 | 14.22 | 0-1 | 0.0 |
| | 128 | 0 | 14.13 | | 0.0 |
| DFT-s-OFDM 16QAM | 1 | 1 | 14.58 | 0-1 | 0.0 |
| CP-OFDM QPSK | 1 | 1 | 14.18 | 0-1.5 | 0.0 |

## Table I-143
## NR Band n25 Measured $P_{limit}$ Antenna 4 - 20 MHz

| NR Band n25<br>20 MHz Bandwidth | | | | | | | |
|---|---|---|---|---|---|---|---|
| | | | Channel | | | MPR Allowed per 3GPP [dB] | MPR [dB] |
| Modulation | RB Size | RB Offset | 372000 (1860 MHz) | 376500 (1882.5 MHz) | 381000 (1905 MHz) | | |
| | | | Conducted Power [dBm] | | | | |
| DFT-s-OFDM π/2 BPSK | 1 | 1 | 14.50 | 14.44 | 14.56 | 0 | 0.0 |
| | 1 | 53 | 14.51 | 14.42 | 14.45 | | 0.0 |
| | 1 | 104 | 14.35 | 14.36 | 14.33 | | 0.0 |
| | 50 | 0 | 14.49 | 14.43 | 14.46 | 0-0.5 | 0.0 |
| | 50 | 28 | 14.48 | 14.39 | 14.47 | 0 | 0.0 |
| | 50 | 56 | 14.38 | 14.45 | 14.42 | 0-0.5 | 0.0 |
| | 100 | 0 | 14.47 | 14.40 | 14.44 | | 0.0 |
| DFT-s-OFDM QPSK | 1 | 1 | 14.54 | 14.45 | 14.53 | 0 | 0.0 |
| | 1 | 53 | 14.46 | 14.42 | 14.50 | | 0.0 |
| | 1 | 104 | 14.38 | 14.38 | 14.35 | | 0.0 |
| | 50 | 0 | 14.50 | 14.41 | 14.47 | 0-1 | 0.0 |
| | 50 | 28 | 14.49 | 14.37 | 14.45 | 0 | 0.0 |
| | 50 | 56 | 14.42 | 14.40 | 14.40 | 0-1 | 0.0 |
| | 100 | 0 | 14.46 | 14.39 | 14.44 | | 0.0 |
| DFT-s-OFDM 16QAM | 1 | 1 | 14.36 | 14.60 | 14.70 | 0-1 | 0.0 |
| CP-OFDM QPSK | 1 | 1 | 14.44 | 14.46 | 14.52 | 0-1.5 | 0.0 |


© 2022 PCTEST.

## Table I-144
## NR Band n25 Measured $P_{limit}$ Antenna 4 - 15 MHz

| NR Band n25<br>15 MHz Bandwidth | | | | | | | |
|---|---|---|---|---|---|---|---|
| | | | Channel | | | MPR Allowed per 3GPP [dB] | MPR [dB] |
| Modulation | RB Size | RB Offset | 371500 (1857.5 MHz) | 376500 (1882.5 MHz) | 381500 (1907.5 MHz) | | |
| | | | Conducted Power [dBm] | | | | |
| DFT-s-OFDM π/2 BPSK | 1 | 1 | 14.45 | 14.40 | 14.43 | 0 | 0.0 |
| | 1 | 40 | 14.35 | 14.34 | 14.38 | | 0.0 |
| | 1 | 77 | 14.42 | 14.30 | 14.32 | | 0.0 |
| | 36 | 0 | 14.33 | 14.29 | 14.31 | 0-0.5 | 0.0 |
| | 36 | 22 | 14.30 | 14.26 | 14.18 | 0 | 0.0 |
| | 36 | 43 | 14.29 | 14.24 | 14.20 | 0-0.5 | 0.0 |
| | 75 | 0 | 14.32 | 14.25 | 14.26 | | 0.0 |
| DFT-s-OFDM QPSK | 1 | 1 | 14.48 | 14.37 | 14.42 | 0 | 0.0 |
| | 1 | 40 | 14.31 | 14.30 | 14.32 | | 0.0 |
| | 1 | 77 | 14.36 | 14.33 | 14.29 | | 0.0 |
| | 36 | 0 | 14.39 | 14.28 | 14.25 | 0-1 | 0.0 |
| | 36 | 22 | 14.35 | 14.27 | 14.23 | 0 | 0.0 |
| | 36 | 43 | 14.30 | 14.24 | 14.21 | 0-1 | 0.0 |
| | 75 | 0 | 14.33 | 14.31 | 14.23 | | 0.0 |
| DFT-s-OFDM 16QAM | 1 | 1 | 14.36 | 14.41 | 14.53 | 0-1 | 0.0 |
| CP-OFDM QPSK | 1 | 1 | 14.40 | 14.36 | 14.30 | 0-1.5 | 0.0 |

## Table I-145
## NR Band n25 Measured $P_{limit}$ Antenna 4 - 10 MHz

| NR Band n25<br>10 MHz Bandwidth | | | | | | | |
|---|---|---|---|---|---|---|---|
| | | | Channel | | | MPR Allowed per 3GPP [dB] | MPR [dB] |
| Modulation | RB Size | RB Offset | 371000 (1855 MHz) | 376500 (1882.5 MHz) | 382000 (1910 MHz) | | |
| | | | Conducted Power [dBm] | | | | |
| DFT-s-OFDM π/2 BPSK | 1 | 1 | 14.43 | 14.27 | 14.40 | 0 | 0.0 |
| | 1 | 26 | 14.40 | 14.35 | 14.30 | | 0.0 |
| | 1 | 50 | 14.36 | 14.42 | 14.37 | | 0.0 |
| | 25 | 0 | 14.26 | 14.23 | 14.25 | 0-0.5 | 0.0 |
| | 25 | 14 | 14.34 | 14.24 | 14.30 | 0 | 0.0 |
| | 25 | 27 | 14.31 | 14.37 | 14.31 | 0-0.5 | 0.0 |
| | 50 | 0 | 14.33 | 14.23 | 14.29 | | 0.0 |
| DFT-s-OFDM QPSK | 1 | 1 | 14.46 | 14.37 | 14.43 | 0 | 0.0 |
| | 1 | 26 | 14.30 | 14.32 | 14.28 | | 0.0 |
| | 1 | 50 | 14.37 | 14.41 | 14.38 | | 0.0 |
| | 25 | 0 | 14.35 | 14.20 | 14.32 | 0-1 | 0.0 |
| | 25 | 14 | 14.27 | 14.22 | 14.28 | 0 | 0.0 |
| | 25 | 27 | 14.32 | 14.34 | 14.31 | 0-1 | 0.0 |
| | 50 | 0 | 14.33 | 14.30 | 14.30 | | 0.0 |
| DFT-s-OFDM 16QAM | 1 | 1 | 14.42 | 14.39 | 14.40 | 0-1 | 0.0 |
| CP-OFDM QPSK | 1 | 1 | 14.33 | 14.23 | 14.18 | 0-1.5 | 0.0 |


© 2022 PCTEST.

## Table I-146
## NR Band n25 Measured $P_{limit}$ Antenna 4 - 5 MHz

| NR Band n25<br>5 MHz Bandwidth | | | | | | | |
|---|---|---|---|---|---|---|---|
| | | | Channel | | | MPR Allowed per 3GPP [dB] | MPR [dB] |
| Modulation | RB Size | RB Offset | 370500 (1852.5 MHz) | 376500 (1882.5 MHz) | 382500 (1912.5 MHz) | | |
| | | | Conducted Power [dBm] | | | | |
| DFT-s-OFDM π/2 BPSK | 1 | 1 | 14.35 | 14.37 | 14.31 | 0 | 0.0 |
| | 1 | 13 | 14.38 | 14.39 | 14.40 | | 0.0 |
| | 1 | 23 | 14.45 | 14.41 | 14.30 | | 0.0 |
| | 12 | 0 | 14.33 | 14.32 | 14.27 | 0-0.5 | 0.0 |
| | 12 | 7 | 14.36 | 14.30 | 14.29 | 0 | 0.0 |
| | 12 | 13 | 14.37 | 14.35 | 14.32 | 0-0.5 | 0.0 |
| | 25 | 0 | 14.31 | 14.29 | 14.28 | | 0.0 |
| DFT-s-OFDM QPSK | 1 | 1 | 14.36 | 14.33 | 14.43 | 0 | 0.0 |
| | 1 | 13 | 14.38 | 14.36 | 14.39 | | 0.0 |
| | 1 | 23 | 14.42 | 14.44 | 14.37 | | 0.0 |
| | 12 | 0 | 14.31 | 14.26 | 14.27 | 0-1 | 0.0 |
| | 12 | 7 | 14.35 | 14.38 | 14.32 | 0 | 0.0 |
| | 12 | 13 | 14.32 | 14.34 | 14.31 | 0-1 | 0.0 |
| | 25 | 0 | 14.28 | 14.30 | 14.25 | | 0.0 |
| DFT-s-OFDM 16QAM | 1 | 1 | 14.39 | 14.42 | 14.27 | 0-1 | 0.0 |
| CP-OFDM QPSK | 1 | 1 | 14.20 | 14.23 | 14.14 | 0-1.5 | 0.0 |

## Table I-147
## NR Band n25 Measured $P_{limit}$ Antenna 3a - 30 MHz

| NR Band n25<br>30 MHz Bandwidth | | | | | |
|---|---|---|---|---|---|
| | | | Channel | MPR Allowed per 3GPP [dB] | MPR [dB] |
| Modulation | RB Size | RB Offset | 376500 (1882.5 MHz) | | |
| | | | Conducted Power [dBm] | | |
| DFT-s-OFDM π/2 BPSK | 1 | 1 | 12.30 | 0 | 0.0 |
| | 1 | 80 | 12.06 | | 0.0 |
| | 1 | 158 | 12.32 | | 0.0 |
| | 80 | 0 | 12.13 | 0-0.5 | 0.0 |
| | 80 | 40 | 12.11 | 0 | 0.0 |
| | 80 | 80 | 12.14 | 0-0.5 | 0.0 |
| | 160 | 0 | 12.00 | | 0.0 |
| DFT-s-OFDM QPSK | 1 | 1 | 12.44 | 0 | 0.0 |
| | 1 | 80 | 12.11 | | 0.0 |
| | 1 | 158 | 12.25 | | 0.0 |
| | 80 | 0 | 12.18 | 0-1 | 0.0 |
| | 80 | 40 | 12.10 | 0 | 0.0 |
| | 80 | 80 | 12.16 | 0-1 | 0.0 |
| | 160 | 0 | 12.13 | | 0.0 |
| DFT-s-OFDM 16QAM | 1 | 1 | 12.33 | 0-1 | 0.0 |
| CP-OFDM QPSK | 1 | 1 | 12.30 | 0-1.5 | 0.0 |


© 2022 PCTEST.

## Table I-148
## NR Band n25 Measured $P_{limit}$ Antenna 3a - 25 MHz

| NR Band n25<br>25 MHz Bandwidth | | | | | |
|---|---|---|---|---|---|
| | | | Channel | MPR Allowed per 3GPP [dB] | MPR [dB] |
| Modulation | RB Size | RB Offset | 376500 (1882.5 MHz)<br>Conducted Power [dBm] | | |
| DFT-s-OFDM π/2 BPSK | 1 | 1 | 12.30 | 0 | 0.0 |
| | 1 | 67 | 12.16 | | 0.0 |
| | 1 | 131 | 12.20 | | 0.0 |
| | 64 | 0 | 12.17 | 0-0.5 | 0.0 |
| | 64 | 35 | 12.14 | 0 | 0.0 |
| | 64 | 69 | 12.13 | 0-0.5 | 0.0 |
| | 128 | 0 | 12.11 | | 0.0 |
| DFT-s-OFDM QPSK | 1 | 1 | 12.28 | 0 | 0.0 |
| | 1 | 67 | 12.06 | | 0.0 |
| | 1 | 131 | 12.27 | | 0.0 |
| | 64 | 0 | 12.15 | 0-1 | 0.0 |
| | 64 | 35 | 12.08 | 0 | 0.0 |
| | 64 | 69 | 12.07 | 0-1 | 0.0 |
| | 128 | 0 | 12.11 | | 0.0 |
| DFT-s-OFDM 16QAM | 1 | 1 | 12.40 | 0-1 | 0.0 |
| CP-OFDM QPSK | 1 | 1 | 12.33 | 0-1.5 | 0.0 |

## Table I-149
## NR Band n25 Measured $P_{limit}$ Antenna 3a - 20 MHz

| NR Band n25<br>20 MHz Bandwidth | | | | | | | |
|---|---|---|---|---|---|---|---|
| | | | Channel | | | MPR Allowed per 3GPP [dB] | MPR [dB] |
| Modulation | RB Size | RB Offset | 372000 (1860 MHz) | 376500 (1882.5 MHz) | 381000 (1905 MHz) | | |
| | | | Conducted Power [dBm] | | | | |
| DFT-s-OFDM π/2 BPSK | 1 | 1 | 12.21 | 12.15 | 12.11 | 0 | 0.0 |
| | 1 | 53 | 12.13 | 12.10 | 12.05 | | 0.0 |
| | 1 | 104 | 12.07 | 12.05 | 11.95 | | 0.0 |
| | 50 | 0 | 12.15 | 12.09 | 12.04 | 0-0.5 | 0.0 |
| | 50 | 28 | 12.12 | 12.08 | 11.98 | 0 | 0.0 |
| | 50 | 56 | 12.10 | 12.03 | 11.92 | 0-0.5 | 0.0 |
| | 100 | 0 | 12.11 | 12.07 | 12.00 | | 0.0 |
| DFT-s-OFDM QPSK | 1 | 1 | 12.20 | 12.12 | 12.07 | 0 | 0.0 |
| | 1 | 53 | 12.19 | 12.03 | 11.99 | | 0.0 |
| | 1 | 104 | 12.11 | 11.93 | 11.88 | | 0.0 |
| | 50 | 0 | 12.14 | 12.11 | 12.01 | 0-1 | 0.0 |
| | 50 | 28 | 12.10 | 12.06 | 11.98 | 0 | 0.0 |
| | 50 | 56 | 12.12 | 12.05 | 11.92 | 0-1 | 0.0 |
| | 100 | 0 | 12.13 | 12.04 | 11.99 | | 0.0 |
| DFT-s-OFDM 16QAM | 1 | 1 | 11.93 | 12.31 | 12.25 | 0-1 | 0.0 |
| CP-OFDM QPSK | 1 | 1 | 12.11 | 12.08 | 12.12 | 0-1.5 | 0.0 |


© 2022 PCTEST.

## Table I-150
## NR Band n25 Measured $P_{limit}$ Antenna 3a - 15 MHz

| NR Band n25<br>15 MHz Bandwidth | | | | | | | |
|---|---|---|---|---|---|---|---|
| | | | Channel | | | MPR Allowed per 3GPP [dB] | MPR [dB] |
| Modulation | RB Size | RB Offset | 371500 (1857.5 MHz) | 376500 (1882.5 MHz) | 381500 (1907.5 MHz) | | |
| | | | Conducted Power [dBm] | | | | |
| DFT-s-OFDM π/2 BPSK | 1 | 1 | 12.19 | 12.28 | 12.08 | 0 | 0.0 |
| | 1 | 40 | 12.12 | 12.23 | 12.06 | | 0.0 |
| | 1 | 77 | 12.56 | 12.66 | 12.41 | | 0.0 |
| | 36 | 0 | 12.06 | 12.13 | 12.06 | 0-0.5 | 0.0 |
| | 36 | 22 | 12.18 | 12.08 | 12.03 | 0 | 0.0 |
| | 36 | 43 | 12.11 | 12.21 | 12.30 | 0-0.5 | 0.0 |
| | 75 | 0 | 12.36 | 12.25 | 12.14 | | 0.0 |
| DFT-s-OFDM QPSK | 1 | 1 | 12.10 | 12.14 | 12.01 | 0 | 0.0 |
| | 1 | 40 | 12.22 | 12.09 | 12.11 | | 0.0 |
| | 1 | 77 | 12.61 | 12.47 | 12.38 | | 0.0 |
| | 36 | 0 | 12.19 | 12.12 | 12.00 | 0-1 | 0.0 |
| | 36 | 22 | 12.25 | 12.18 | 12.02 | 0 | 0.0 |
| | 36 | 43 | 12.12 | 12.11 | 12.29 | 0-1 | 0.0 |
| | 75 | 0 | 12.40 | 12.20 | 12.11 | | 0.0 |
| DFT-s-OFDM 16QAM | 1 | 1 | 12.31 | 12.18 | 12.22 | 0-1 | 0.0 |
| CP-OFDM QPSK | 1 | 1 | 12.10 | 12.17 | 12.15 | 0-1.5 | 0.0 |

## Table I-151
## NR Band n25 Measured $P_{limit}$ Antenna 3a - 10 MHz

| NR Band n25<br>10 MHz Bandwidth | | | | | | | |
|---|---|---|---|---|---|---|---|
| | | | Channel | | | MPR Allowed per 3GPP [dB] | MPR [dB] |
| Modulation | RB Size | RB Offset | 371000 (1855 MHz) | 376500 (1882.5 MHz) | 382000 (1910 MHz) | | |
| | | | Conducted Power [dBm] | | | | |
| DFT-s-OFDM π/2 BPSK | 1 | 1 | 12.17 | 12.17 | 12.15 | 0 | 0.0 |
| | 1 | 26 | 12.21 | 12.19 | 12.09 | | 0.0 |
| | 1 | 50 | 12.17 | 12.23 | 12.03 | | 0.0 |
| | 25 | 0 | 12.05 | 12.03 | 12.00 | 0-0.5 | 0.0 |
| | 25 | 14 | 12.14 | 12.06 | 12.01 | 0 | 0.0 |
| | 25 | 27 | 12.23 | 12.12 | 12.11 | 0-0.5 | 0.0 |
| | 50 | 0 | 12.11 | 12.17 | 12.02 | | 0.0 |
| DFT-s-OFDM QPSK | 1 | 1 | 12.13 | 12.22 | 12.12 | 0 | 0.0 |
| | 1 | 26 | 12.01 | 12.11 | 12.10 | | 0.0 |
| | 1 | 50 | 12.13 | 12.19 | 12.03 | | 0.0 |
| | 25 | 0 | 12.16 | 12.07 | 12.03 | 0-1 | 0.0 |
| | 25 | 14 | 12.22 | 12.16 | 12.06 | 0 | 0.0 |
| | 25 | 27 | 12.09 | 12.13 | 12.04 | 0-1 | 0.0 |
| | 50 | 0 | 12.01 | 12.14 | 12.02 | | 0.0 |
| DFT-s-OFDM 16QAM | 1 | 1 | 12.15 | 12.11 | 12.14 | 0-1 | 0.0 |
| CP-OFDM QPSK | 1 | 1 | 12.01 | 12.03 | 12.07 | 0-1.5 | 0.0 |


© 2022 PCTEST.

## Table I-152
## NR Band n25 Measured $P_{limit}$ Antenna 3a - 5 MHz

| NR Band n25<br>5 MHz Bandwidth | | | | | | | |
|---|---|---|---|---|---|---|---|
| | | | Channel | | | MPR Allowed per 3GPP [dB] | MPR [dB] |
| Modulation | RB Size | RB Offset | 370500 (1852.5 MHz) | 376500 (1882.5 MHz) | 382500 (1912.5 MHz) | | |
| | | | Conducted Power [dBm] | | | | |
| DFT-s-OFDM π/2 BPSK | 1 | 1 | 12.13 | 12.21 | 12.00 | 0 | 0.0 |
| | 1 | 13 | 12.11 | 12.23 | 12.01 | | 0.0 |
| | 1 | 23 | 12.15 | 12.12 | 12.01 | | 0.0 |
| | 12 | 0 | 12.09 | 12.11 | 12.03 | 0-0.5 | 0.0 |
| | 12 | 7 | 12.03 | 12.11 | 12.04 | 0 | 0.0 |
| | 12 | 13 | 12.18 | 12.26 | 12.03 | 0-0.5 | 0.0 |
| | 25 | 0 | 12.00 | 12.14 | 12.02 | | 0.0 |
| DFT-s-OFDM QPSK | 1 | 1 | 12.13 | 12.12 | 12.10 | 0 | 0.0 |
| | 1 | 13 | 12.14 | 12.11 | 12.08 | | 0.0 |
| | 1 | 23 | 12.09 | 12.14 | 12.11 | | 0.0 |
| | 12 | 0 | 12.18 | 12.05 | 12.13 | 0-1 | 0.0 |
| | 12 | 7 | 12.21 | 12.13 | 12.14 | 0 | 0.0 |
| | 12 | 13 | 12.22 | 12.09 | 12.01 | 0-1 | 0.0 |
| | 25 | 0 | 12.07 | 12.07 | 12.04 | | 0.0 |
| DFT-s-OFDM 16QAM | 1 | 1 | 12.18 | 12.23 | 12.21 | 0-1 | 0.0 |
| CP-OFDM QPSK | 1 | 1 | 12.01 | 12.04 | 12.05 | 0-1.5 | 0.0 |

## Table I-153
## NR Band n25 Measured $P_{limit}$ Antenna 2a - 30 MHz

| NR Band n25<br>30 MHz Bandwidth | | | | | |
|---|---|---|---|---|---|
| | | | Channel | MPR Allowed per 3GPP [dB] | MPR [dB] |
| Modulation | RB Size | RB Offset | 376500 (1882.5 MHz) | | |
| | | | Conducted Power [dBm] | | |
| DFT-s-OFDM π/2 BPSK | 1 | 1 | 12.71 | 0 | 0.0 |
| | 1 | 80 | 12.40 | | 0.0 |
| | 1 | 158 | 12.52 | | 0.0 |
| | 80 | 0 | 12.53 | 0-0.5 | 0.0 |
| | 80 | 40 | 12.44 | 0 | 0.0 |
| | 80 | 80 | 12.55 | 0-0.5 | 0.0 |
| | 160 | 0 | 12.50 | | 0.0 |
| DFT-s-OFDM QPSK | 1 | 1 | 12.70 | 0 | 0.0 |
| | 1 | 80 | 12.39 | | 0.0 |
| | 1 | 158 | 12.56 | | 0.0 |
| | 80 | 0 | 12.53 | 0-1 | 0.0 |
| | 80 | 40 | 12.45 | 0 | 0.0 |
| | 80 | 80 | 12.56 | 0-1 | 0.0 |
| | 160 | 0 | 12.51 | | 0.0 |
| DFT-s-OFDM 16QAM | 1 | 1 | 13.05 | 0-1 | 0.0 |
| CP-OFDM QPSK | 1 | 1 | 12.63 | 0-1.5 | 0.0 |


© 2022 PCTEST.

## Table I-154
## NR Band n25 Measured $P_{limit}$ Antenna 2a - 25 MHz

| NR Band n25<br>25 MHz Bandwidth | | | | | |
|---|---|---|---|---|---|
| | | | Channel | MPR Allowed per 3GPP [dB] | MPR [dB] |
| Modulation | RB Size | RB Offset | 376500 (1882.5 MHz)<br>Conducted Power [dBm] | | |
| DFT-s-OFDM π/2 BPSK | 1 | 1 | 12.72 | 0 | 0.0 |
| | 1 | 67 | 12.46 | | 0.0 |
| | 1 | 131 | 12.55 | | 0.0 |
| | 64 | 0 | 12.55 | 0-0.5 | 0.0 |
| | 64 | 35 | 12.44 | 0 | 0.0 |
| | 64 | 69 | 12.54 | 0-0.5 | 0.0 |
| | 128 | 0 | 12.50 | | 0.0 |
| DFT-s-OFDM QPSK | 1 | 1 | 12.70 | 0 | 0.0 |
| | 1 | 67 | 12.43 | | 0.0 |
| | 1 | 131 | 12.61 | | 0.0 |
| | 64 | 0 | 12.52 | 0-1 | 0.0 |
| | 64 | 35 | 12.48 | 0 | 0.0 |
| | 64 | 69 | 12.57 | 0-1 | 0.0 |
| | 128 | 0 | 12.52 | | 0.0 |
| DFT-s-OFDM 16QAM | 1 | 1 | 13.10 | 0-1 | 0.0 |
| CP-OFDM QPSK | 1 | 1 | 12.74 | 0-1.5 | 0.0 |

## Table I-155
## NR Band n25 Measured $P_{limit}$ Antenna 2a - 20 MHz

| NR Band n25<br>20 MHz Bandwidth | | | | | | | |
|---|---|---|---|---|---|---|---|
| | | | Channel | | | MPR Allowed per 3GPP [dB] | MPR [dB] |
| Modulation | RB Size | RB Offset | 372000 (1860 MHz) | 376500 (1882.5 MHz) | 381000 (1905 MHz) | | |
| | | | Conducted Power [dBm] | | | | |
| DFT-s-OFDM π/2 BPSK | 1 | 1 | 12.57 | 12.50 | 12.49 | 0 | 0.0 |
| | 1 | 53 | 12.50 | 12.41 | 12.33 | | 0.0 |
| | 1 | 104 | 12.48 | 12.32 | 12.32 | | 0.0 |
| | 50 | 0 | 12.55 | 12.45 | 12.45 | 0-0.5 | 0.0 |
| | 50 | 28 | 12.52 | 12.40 | 12.35 | 0 | 0.0 |
| | 50 | 56 | 12.49 | 12.33 | 12.40 | 0-0.5 | 0.0 |
| | 100 | 0 | 12.50 | 12.39 | 12.35 | | 0.0 |
| DFT-s-OFDM QPSK | 1 | 1 | 12.57 | 12.48 | 12.51 | 0 | 0.0 |
| | 1 | 53 | 12.50 | 12.36 | 12.44 | | 0.0 |
| | 1 | 104 | 12.42 | 12.28 | 12.37 | | 0.0 |
| | 50 | 0 | 12.58 | 12.42 | 12.34 | 0-1 | 0.0 |
| | 50 | 28 | 12.51 | 12.37 | 12.33 | 0 | 0.0 |
| | 50 | 56 | 12.50 | 12.33 | 12.40 | 0-1 | 0.0 |
| | 100 | 0 | 12.52 | 12.40 | 12.34 | | 0.0 |
| DFT-s-OFDM 16QAM | 1 | 1 | 12.91 | 12.75 | 12.80 | 0-1 | 0.0 |
| CP-OFDM QPSK | 1 | 1 | 12.59 | 12.50 | 12.38 | 0-1.5 | 0.0 |


© 2022 PCTEST.

## Table I-156
## NR Band n25 Measured $P_{limit}$ Antenna 2a - 15 MHz

| NR Band n25 15 MHz Bandwidth | | | | | | | |
|---|---|---|---|---|---|---|---|
| | | | Channel | | | MPR Allowed per 3GPP [dB] | MPR [dB] |
| Modulation | RB Size | RB Offset | 371500 (1857.5 MHz) | 376500 (1882.5 MHz) | 381500 (1907.5 MHz) | | |
| | | | Conducted Power [dBm] | | | | |
| DFT-s-OFDM π/2 BPSK | 1 | 1 | 12.60 | 12.56 | 12.46 | 0 | 0.0 |
| | 1 | 40 | 12.58 | 12.50 | 12.41 | | 0.0 |
| | 1 | 77 | 12.67 | 12.54 | 12.42 | | 0.0 |
| | 36 | 0 | 12.52 | 12.52 | 12.48 | 0-0.5 | 0.0 |
| | 36 | 22 | 12.51 | 12.45 | 12.41 | 0 | 0.0 |
| | 36 | 43 | 12.53 | 12.46 | 12.37 | 0-0.5 | 0.0 |
| | 75 | 0 | 12.49 | 12.44 | 12.46 | | 0.0 |
| DFT-s-OFDM QPSK | 1 | 1 | 12.61 | 12.58 | 12.62 | 0 | 0.0 |
| | 1 | 40 | 12.54 | 12.57 | 12.53 | | 0.0 |
| | 1 | 77 | 12.68 | 12.53 | 12.56 | | 0.0 |
| | 36 | 0 | 12.52 | 12.48 | 12.45 | 0-1 | 0.0 |
| | 36 | 22 | 12.51 | 12.42 | 12.47 | 0 | 0.0 |
| | 36 | 43 | 12.56 | 12.37 | 12.36 | 0-1 | 0.0 |
| | 75 | 0 | 12.50 | 12.43 | 12.45 | | 0.0 |
| DFT-s-OFDM 16QAM | 1 | 1 | 12.54 | 12.40 | 12.37 | 0-1 | 0.0 |
| CP-OFDM QPSK | 1 | 1 | 12.47 | 12.46 | 12.37 | 0-1.5 | 0.0 |

## Table I-157
## NR Band n25 Measured $P_{limit}$ Antenna 2a - 10 MHz

| NR Band n25 10 MHz Bandwidth | | | | | | | |
|---|---|---|---|---|---|---|---|
| | | | Channel | | | MPR Allowed per 3GPP [dB] | MPR [dB] |
| Modulation | RB Size | RB Offset | 371000 (1855 MHz) | 376500 (1882.5 MHz) | 382000 (1910 MHz) | | |
| | | | Conducted Power [dBm] | | | | |
| DFT-s-OFDM π/2 BPSK | 1 | 1 | 12.40 | 12.50 | 12.47 | 0 | 0.0 |
| | 1 | 26 | 12.52 | 12.48 | 12.56 | | 0.0 |
| | 1 | 50 | 12.45 | 12.44 | 12.50 | | 0.0 |
| | 25 | 0 | 12.53 | 12.52 | 12.38 | 0-0.5 | 0.0 |
| | 25 | 14 | 12.43 | 12.51 | 12.46 | 0 | 0.0 |
| | 25 | 27 | 12.51 | 12.48 | 12.53 | 0-0.5 | 0.0 |
| | 50 | 0 | 12.50 | 12.49 | 12.39 | | 0.0 |
| DFT-s-OFDM QPSK | 1 | 1 | 12.55 | 12.53 | 12.47 | 0 | 0.0 |
| | 1 | 26 | 12.51 | 12.54 | 12.55 | | 0.0 |
| | 1 | 50 | 12.48 | 12.50 | 12.53 | | 0.0 |
| | 25 | 0 | 12.45 | 12.47 | 12.38 | 0-1 | 0.0 |
| | 25 | 14 | 12.50 | 12.48 | 12.47 | 0 | 0.0 |
| | 25 | 27 | 12.46 | 12.46 | 12.52 | 0-1 | 0.0 |
| | 50 | 0 | 12.44 | 12.43 | 12.44 | | 0.0 |
| DFT-s-OFDM 16QAM | 1 | 1 | 12.41 | 12.39 | 12.36 | 0-1 | 0.0 |
| CP-OFDM QPSK | 1 | 1 | 12.25 | 12.41 | 12.38 | 0-1.5 | 0.0 |


© 2022 PCTEST.

## Table I-158
## NR Band n25 Measured $P_{limit}$ Antenna 2a - 5 MHz

| NR Band n25<br>5 MHz Bandwidth | | | | | | | |
|---|---|---|---|---|---|---|---|
| | | | Channel | | | MPR Allowed per 3GPP [dB] | MPR [dB] |
| Modulation | RB Size | RB Offset | 370500 (1852.5 MHz) | 376500 (1882.5 MHz) | 382500 (1912.5 MHz) | | |
| | | | Conducted Power [dBm] | | | | |
| DFT-s-OFDM π/2 BPSK | 1 | 1 | 12.40 | 12.45 | 12.41 | 0 | 0.0 |
| | 1 | 13 | 12.41 | 12.55 | 12.44 | | 0.0 |
| | 1 | 23 | 12.53 | 12.46 | 12.38 | | 0.0 |
| | 12 | 0 | 12.37 | 12.43 | 12.41 | 0-0.5 | 0.0 |
| | 12 | 7 | 12.39 | 12.50 | 12.43 | 0 | 0.0 |
| | 12 | 13 | 12.52 | 12.51 | 12.46 | 0-0.5 | 0.0 |
| | 25 | 0 | 12.44 | 12.45 | 12.45 | | 0.0 |
| DFT-s-OFDM QPSK | 1 | 1 | 12.62 | 12.56 | 12.40 | 0 | 0.0 |
| | 1 | 13 | 12.69 | 12.66 | 12.47 | | 0.0 |
| | 1 | 23 | 12.64 | 12.70 | 12.51 | | 0.0 |
| | 12 | 0 | 12.35 | 12.46 | 12.45 | 0-1 | 0.0 |
| | 12 | 7 | 12.37 | 12.49 | 12.54 | 0 | 0.0 |
| | 12 | 13 | 12.45 | 12.47 | 12.53 | 0-1 | 0.0 |
| | 25 | 0 | 12.43 | 12.48 | 12.50 | | 0.0 |
| DFT-s-OFDM 16QAM | 1 | 1 | 12.55 | 12.60 | 12.40 | 0-1 | 0.0 |
| CP-OFDM QPSK | 1 | 1 | 12.62 | 12.76 | 12.48 | 0-1.5 | 0.0 |

## Table I-159
## NR Band n25 Measured $P_{limit}$ Antenna 1a - 30 MHz

| NR Band n25<br>30 MHz Bandwidth | | | | | |
|---|---|---|---|---|---|
| | | | Channel | MPR Allowed per 3GPP [dB] | MPR [dB] |
| Modulation | RB Size | RB Offset | 376500 (1882.5 MHz) | | |
| | | | Conducted Power [dBm] | | |
| DFT-s-OFDM π/2 BPSK | 1 | 1 | 13.10 | 0 | 0.0 |
| | 1 | 80 | 12.92 | | 0.0 |
| | 1 | 158 | 13.03 | | 0.0 |
| | 80 | 0 | 12.99 | 0-0.5 | 0.0 |
| | 80 | 40 | 12.94 | 0 | 0.0 |
| | 80 | 80 | 13.00 | 0-0.5 | 0.0 |
| | 160 | 0 | 12.98 | | 0.0 |
| DFT-s-OFDM QPSK | 1 | 1 | 13.14 | 0 | 0.0 |
| | 1 | 80 | 13.00 | | 0.0 |
| | 1 | 158 | 13.05 | | 0.0 |
| | 80 | 0 | 13.00 | 0-1 | 0.0 |
| | 80 | 40 | 12.94 | 0 | 0.0 |
| | 80 | 80 | 13.02 | 0-1 | 0.0 |
| | 160 | 0 | 13.00 | | 0.0 |
| DFT-s-OFDM 16QAM | 1 | 1 | 13.38 | 0-1 | 0.0 |
| CP-OFDM QPSK | 1 | 1 | 13.15 | 0-1.5 | 0.0 |


© 2022 PCTEST.

## Table I-160
## NR Band n25 Measured $P_{limit}$ Antenna 1a - 25 MHz

| NR Band n25<br>25 MHz Bandwidth | | | | | |
|---|---|---|---|---|---|
| | | | Channel | MPR Allowed per 3GPP [dB] | MPR [dB] |
| Modulation | RB Size | RB Offset | 376500 (1882.5 MHz)<br>Conducted Power [dBm] | | |
| DFT-s-OFDM π/2 BPSK | 1 | 1 | 13.11 | 0 | 0.0 |
| | 1 | 67 | 12.92 | | 0.0 |
| | 1 | 131 | 13.01 | | 0.0 |
| | 64 | 0 | 12.98 | 0-0.5 | 0.0 |
| | 64 | 35 | 12.95 | 0 | 0.0 |
| | 64 | 69 | 13.04 | 0-0.5 | 0.0 |
| | 128 | 0 | 13.02 | | 0.0 |
| DFT-s-OFDM QPSK | 1 | 1 | 13.16 | 0 | 0.0 |
| | 1 | 67 | 13.00 | | 0.0 |
| | 1 | 131 | 13.08 | | 0.0 |
| | 64 | 0 | 12.93 | 0-1 | 0.0 |
| | 64 | 35 | 12.92 | 0 | 0.0 |
| | 64 | 69 | 13.02 | 0-1 | 0.0 |
| | 128 | 0 | 12.96 | | 0.0 |
| DFT-s-OFDM 16QAM | 1 | 1 | 13.40 | 0-1 | 0.0 |
| CP-OFDM QPSK | 1 | 1 | 13.05 | 0-1.5 | 0.0 |

## Table I-161
## NR Band n25 Measured $P_{limit}$ Antenna 1a - 20 MHz

| NR Band n25<br>20 MHz Bandwidth | | | | | | | |
|---|---|---|---|---|---|---|---|
| | | | Channel | | | MPR Allowed per 3GPP [dB] | MPR [dB] |
| Modulation | RB Size | RB Offset | 372000 (1860 MHz) | 376500 (1882.5 MHz) | 381000 (1905 MHz) | | |
| | | | Conducted Power [dBm] | | | | |
| DFT-s-OFDM π/2 BPSK | 1 | 1 | 13.02 | 12.98 | 12.89 | 0 | 0.0 |
| | 1 | 53 | 12.97 | 12.82 | 12.85 | | 0.0 |
| | 1 | 104 | 12.91 | 12.80 | 12.74 | | 0.0 |
| | 50 | 0 | 12.98 | 12.95 | 12.83 | 0-0.5 | 0.0 |
| | 50 | 28 | 12.94 | 12.87 | 12.88 | 0 | 0.0 |
| | 50 | 56 | 12.93 | 12.80 | 12.80 | 0-0.5 | 0.0 |
| | 100 | 0 | 12.91 | 12.86 | 12.87 | | 0.0 |
| DFT-s-OFDM QPSK | 1 | 1 | 13.05 | 13.00 | 12.90 | 0 | 0.0 |
| | 1 | 53 | 13.01 | 12.90 | 12.92 | | 0.0 |
| | 1 | 104 | 12.90 | 12.87 | 12.78 | | 0.0 |
| | 50 | 0 | 12.94 | 12.88 | 12.85 | 0-1 | 0.0 |
| | 50 | 28 | 12.96 | 12.86 | 12.89 | 0 | 0.0 |
| | 50 | 56 | 12.95 | 12.78 | 12.83 | 0-1 | 0.0 |
| | 100 | 0 | 12.91 | 12.87 | 12.80 | | 0.0 |
| DFT-s-OFDM 16QAM | 1 | 1 | 13.26 | 13.16 | 13.15 | 0-1 | 0.0 |
| CP-OFDM QPSK | 1 | 1 | 12.95 | 12.92 | 12.91 | 0-1.5 | 0.0 |


© 2022 PCTEST.

## Table I-162
## NR Band n25 Measured $P_{limit}$ Antenna 1a - 15 MHz

| NR Band n25<br>15 MHz Bandwidth | | | | | | | |
|---|---|---|---|---|---|---|---|
| | | | Channel | | | MPR Allowed per 3GPP [dB] | MPR [dB] |
| Modulation | RB Size | RB Offset | 371500 (1857.5 MHz) | 376500 (1882.5 MHz) | 381500 (1907.5 MHz) | | |
| | | | Conducted Power [dBm] | | | | |
| DFT-s-OFDM π/2 BPSK | 1 | 1 | 12.96 | 12.92 | 12.81 | 0 | 0.0 |
| | 1 | 40 | 12.99 | 12.87 | 12.88 | | 0.0 |
| | 1 | 77 | 12.95 | 12.95 | 12.85 | | 0.0 |
| | 36 | 0 | 12.98 | 12.94 | 12.80 | 0-0.5 | 0.0 |
| | 36 | 22 | 12.91 | 12.86 | 12.82 | 0 | 0.0 |
| | 36 | 43 | 12.90 | 12.83 | 12.78 | 0-0.5 | 0.0 |
| | 75 | 0 | 12.97 | 12.92 | 12.84 | | 0.0 |
| DFT-s-OFDM QPSK | 1 | 1 | 13.04 | 13.00 | 12.90 | 0 | 0.0 |
| | 1 | 40 | 13.02 | 12.90 | 12.93 | | 0.0 |
| | 1 | 77 | 13.00 | 12.96 | 12.88 | | 0.0 |
| | 36 | 0 | 12.98 | 12.89 | 12.85 | 0-1 | 0.0 |
| | 36 | 22 | 12.95 | 12.88 | 12.89 | 0 | 0.0 |
| | 36 | 43 | 12.93 | 12.84 | 12.83 | 0-1 | 0.0 |
| | 75 | 0 | 12.97 | 12.85 | 12.87 | | 0.0 |
| DFT-s-OFDM 16QAM | 1 | 1 | 13.22 | 13.20 | 13.13 | 0-1 | 0.0 |
| CP-OFDM QPSK | 1 | 1 | 13.00 | 12.90 | 12.88 | 0-1.5 | 0.0 |

## Table I-163
## NR Band n25 Measured $P_{limit}$ Antenna 1a - 10 MHz

| NR Band n25<br>10 MHz Bandwidth | | | | | | | |
|---|---|---|---|---|---|---|---|
| | | | Channel | | | MPR Allowed per 3GPP [dB] | MPR [dB] |
| Modulation | RB Size | RB Offset | 371000 (1855 MHz) | 376500 (1882.5 MHz) | 382000 (1910 MHz) | | |
| | | | Conducted Power [dBm] | | | | |
| DFT-s-OFDM π/2 BPSK | 1 | 1 | 12.95 | 12.85 | 12.90 | 0 | 0.0 |
| | 1 | 26 | 12.97 | 12.87 | 12.88 | | 0.0 |
| | 1 | 50 | 13.00 | 12.97 | 12.89 | | 0.0 |
| | 25 | 0 | 12.94 | 12.82 | 12.86 | 0-0.5 | 0.0 |
| | 25 | 14 | 12.95 | 12.80 | 12.85 | 0 | 0.0 |
| | 25 | 27 | 12.96 | 12.91 | 12.88 | 0-0.5 | 0.0 |
| | 50 | 0 | 12.93 | 12.90 | 12.86 | | 0.0 |
| DFT-s-OFDM QPSK | 1 | 1 | 12.92 | 12.95 | 12.83 | 0 | 0.0 |
| | 1 | 26 | 12.96 | 12.91 | 12.87 | | 0.0 |
| | 1 | 50 | 12.90 | 12.88 | 12.82 | | 0.0 |
| | 25 | 0 | 12.92 | 12.89 | 12.89 | 0-1 | 0.0 |
| | 25 | 14 | 12.94 | 12.90 | 12.88 | 0 | 0.0 |
| | 25 | 27 | 13.00 | 12.85 | 12.93 | 0-1 | 0.0 |
| | 50 | 0 | 12.95 | 12.87 | 12.80 | | 0.0 |
| DFT-s-OFDM 16QAM | 1 | 1 | 13.05 | 13.16 | 13.01 | 0-1 | 0.0 |
| CP-OFDM QPSK | 1 | 1 | 13.20 | 12.90 | 12.87 | 0-1.5 | 0.0 |


© 2022 PCTEST.

**Table I-164**
**NR Band n25 Measured $P_{limit}$ Antenna 1a - 5 MHz**

| NR Band n25 5 MHz Bandwidth | | | | | | | |
|---|---|---|---|---|---|---|---|
| | | | Channel | | | MPR Allowed per 3GPP [dB] | MPR [dB] |
| Modulation | RB Size | RB Offset | 370500 (1852.5 MHz) | 376500 (1882.5 MHz) | 382500 (1912.5 MHz) | | |
| | | | Conducted Power [dBm] | | | | |
| DFT-s-OFDM π/2 BPSK | 1 | 1 | 13.00 | 12.95 | 12.80 | 0 | 0.0 |
| | 1 | 13 | 13.04 | 13.05 | 12.90 | | 0.0 |
| | 1 | 23 | 13.01 | 13.03 | 12.82 | | 0.0 |
| | 12 | 0 | 12.96 | 12.94 | 12.75 | 0-0.5 | 0.0 |
| | 12 | 7 | 12.94 | 12.97 | 12.77 | 0 | 0.0 |
| | 12 | 13 | 13.02 | 13.00 | 12.85 | 0-0.5 | 0.0 |
| | 25 | 0 | 12.95 | 12.94 | 12.79 | | 0.0 |
| DFT-s-OFDM QPSK | 1 | 1 | 12.86 | 12.92 | 12.71 | 0 | 0.0 |
| | 1 | 13 | 13.00 | 12.94 | 12.85 | | 0.0 |
| | 1 | 23 | 12.96 | 12.98 | 12.77 | | 0.0 |
| | 12 | 0 | 12.91 | 12.95 | 12.83 | 0-1 | 0.0 |
| | 12 | 7 | 12.96 | 13.00 | 12.74 | 0 | 0.0 |
| | 12 | 13 | 13.00 | 13.06 | 12.86 | 0-1 | 0.0 |
| | 25 | 0 | 12.95 | 12.94 | 12.78 | | 0.0 |
| DFT-s-OFDM 16QAM | 1 | 1 | 13.03 | 13.05 | 12.98 | 0-1 | 0.0 |
| CP-OFDM QPSK | 1 | 1 | 13.06 | 13.10 | 13.00 | 0-1.5 | 0.0 |

## I.2.6 NR Band n30

**Table I-165**
**NR Band n30 Measured $P_{limit}$ Antenna 4 - 5 MHz**

| NR Band n30 5 MHz Bandwidth | | | | | |
|---|---|---|---|---|---|
| | | | Channel | MPR Allowed per 3GPP [dB] | MPR [dB] |
| Modulation | RB Size | RB Offset | 462000 (2310 MHz) | | |
| | | | Conducted Power [dBm] | | |
| DFT-s-OFDM π/2 BPSK | 1 | 1 | 13.52 | 0 | 0.0 |
| | 1 | 13 | 13.47 | | 0.0 |
| | 1 | 23 | 13.43 | | 0.0 |
| | 12 | 0 | 13.40 | 0-0.5 | 0.0 |
| | 12 | 7 | 13.46 | 0 | 0.0 |
| | 12 | 13 | 13.42 | 0-0.5 | 0.0 |
| | 25 | 0 | 13.41 | | 0.0 |
| DFT-s-OFDM QPSK | 1 | 1 | 13.39 | 0 | 0.0 |
| | 1 | 13 | 13.46 | | 0.0 |
| | 1 | 23 | 13.44 | | 0.0 |
| | 12 | 0 | 13.37 | 0-1 | 0.0 |
| | 12 | 7 | 13.42 | 0 | 0.0 |
| | 12 | 13 | 13.46 | 0-1 | 0.0 |
| | 25 | 0 | 13.38 | | 0.0 |
| DFT-s-OFDM 16QAM | 1 | 1 | 13.46 | 0-1 | 0.0 |
| CP-OFDM QPSK | 1 | 1 | 13.43 | 0-1.5 | 0.0 |


© 2022 PCTEST.

## Table I-166
## NR Band n30 Measured $P_{limit}$ Antenna 3a - 5 MHz

| NR Band n30<br>5 MHz Bandwidth | | | | | |
|---|---|---|---|---|---|
| | | | Channel | MPR Allowed per 3GPP [dB] | MPR [dB] |
| Modulation | RB Size | RB Offset | 462000 (2310 MHz)<br>Conducted Power [dBm] | | |
| DFT-s-OFDM π/2 BPSK | 1 | 1 | 10.88 | 0 | 0.0 |
| | 1 | 13 | 10.94 | | 0.0 |
| | 1 | 23 | 11.16 | | 0.0 |
| | 12 | 0 | 10.77 | 0-0.5 | 0.0 |
| | 12 | 7 | 10.88 | 0 | 0.0 |
| | 12 | 13 | 11.00 | 0-0.5 | 0.0 |
| | 25 | 0 | 10.86 | | 0.0 |
| DFT-s-OFDM QPSK | 1 | 1 | 10.99 | 0 | 0.0 |
| | 1 | 13 | 10.95 | | 0.0 |
| | 1 | 23 | 10.96 | | 0.0 |
| | 12 | 0 | 10.86 | 0-1 | 0.0 |
| | 12 | 7 | 10.92 | 0 | 0.0 |
| | 12 | 13 | 10.95 | 0-1 | 0.0 |
| | 25 | 0 | 10.87 | | 0.0 |
| DFT-s-OFDM 16QAM | 1 | 1 | 10.87 | 0-1 | 0.0 |
| CP-OFDM QPSK | 1 | 1 | 10.90 | 0-1.5 | 0.0 |

## Table I-167
## NR Band n30 Measured $P_{limit}$ Antenna 2a - 5 MHz

| NR Band n30<br>5 MHz Bandwidth | | | | | |
|---|---|---|---|---|---|
| | | | Channel | MPR Allowed per 3GPP [dB] | MPR [dB] |
| Modulation | RB Size | RB Offset | 462000 (2310 MHz)<br>Conducted Power [dBm] | | |
| DFT-s-OFDM π/2 BPSK | 1 | 1 | 11.13 | 0 | 0.0 |
| | 1 | 13 | 11.16 | | 0.0 |
| | 1 | 23 | 11.20 | | 0.0 |
| | 12 | 0 | 11.05 | 0-0.5 | 0.0 |
| | 12 | 7 | 10.99 | 0 | 0.0 |
| | 12 | 13 | 11.10 | 0-0.5 | 0.0 |
| | 25 | 0 | 11.00 | | 0.0 |
| DFT-s-OFDM QPSK | 1 | 1 | 11.00 | 0 | 0.0 |
| | 1 | 13 | 11.18 | | 0.0 |
| | 1 | 23 | 11.00 | | 0.0 |
| | 12 | 0 | 11.04 | 0-1 | 0.0 |
| | 12 | 7 | 11.06 | 0 | 0.0 |
| | 12 | 13 | 11.12 | 0-1 | 0.0 |
| | 25 | 0 | 11.05 | | 0.0 |
| DFT-s-OFDM 16QAM | 1 | 1 | 10.97 | 0-1 | 0.0 |
| CP-OFDM QPSK | 1 | 1 | 10.89 | 0-1.5 | 0.0 |


© 2022 PCTEST.

**Table I-168**
**NR Band n30 Measured $P_{limit}$ Antenna 1a - 5 MHz**

| NR Band n30 5 MHz Bandwidth | | | | | |
|---|---|---|---|---|---|
| | | | Channel | MPR Allowed per 3GPP [dB] | MPR [dB] |
| Modulation | RB Size | RB Offset | 462000 (2310 MHz) Conducted Power [dBm] | | |
| DFT-s-OFDM π/2 BPSK | 1 | 1 | 12.53 | 0 | 0.0 |
| | 1 | 13 | 12.62 | | 0.0 |
| | 1 | 23 | 12.51 | | 0.0 |
| | 12 | 0 | 12.50 | 0-0.5 | 0.0 |
| | 12 | 7 | 12.55 | 0 | 0.0 |
| | 12 | 13 | 12.52 | 0-0.5 | 0.0 |
| | 25 | 0 | 12.44 | | 0.0 |
| DFT-s-OFDM QPSK | 1 | 1 | 12.58 | 0 | 0.0 |
| | 1 | 13 | 12.63 | | 0.0 |
| | 1 | 23 | 12.56 | | 0.0 |
| | 12 | 0 | 12.48 | 0-1 | 0.0 |
| | 12 | 7 | 12.65 | 0 | 0.0 |
| | 12 | 13 | 12.49 | 0-1 | 0.0 |
| | 25 | 0 | 12.55 | | 0.0 |
| DFT-s-OFDM 16QAM | 1 | 1 | 12.47 | 0-1 | 0.0 |
| CP-OFDM QPSK | 1 | 1 | 12.44 | 0-1.5 | 0.0 |

## I.2.7 NR Band n7

**Table I-169**
**NR Band n7 Measured $P_{limit}$ Antenna 4 - 30 MHz**

| NR Band n7 30 MHz Bandwidth | | | | | |
|---|---|---|---|---|---|
| | | | Channel | MPR Allowed per 3GPP [dB] | MPR [dB] |
| Modulation | RB Size | RB Offset | 507000 (2535 MHz) Conducted Power [dBm] | | |
| DFT-s-OFDM π/2 BPSK | 1 | 1 | 13.34 | 0 | 0.0 |
| | 1 | 80 | 13.27 | | 0.0 |
| | 1 | 158 | 13.42 | | 0.0 |
| | 80 | 0 | 13.30 | 0-0.5 | 0.0 |
| | 80 | 40 | 13.29 | 0 | 0.0 |
| | 80 | 80 | 13.31 | 0-0.5 | 0.0 |
| | 160 | 0 | 13.29 | | 0.0 |
| DFT-s-OFDM QPSK | 1 | 1 | 13.34 | 0 | 0.0 |
| | 1 | 80 | 13.32 | | 0.0 |
| | 1 | 158 | 13.47 | | 0.0 |
| | 80 | 0 | 13.31 | 0-1 | 0.0 |
| | 80 | 40 | 13.30 | 0 | 0.0 |
| | 80 | 80 | 13.32 | 0-1 | 0.0 |
| | 160 | 0 | 13.28 | | 0.0 |
| DFT-s-OFDM 16QAM | 1 | 1 | 13.12 | 0-1 | 0.0 |
| CP-OFDM QPSK | 1 | 1 | 13.41 | 0-1.5 | 0.0 |


© 2022 PCTEST.

## Table I-170
## NR Band n7 Measured $P_{limit}$ Antenna 4 - 25 MHz

| NR Band n7 25 MHz Bandwidth | | | | | |
|---|---|---|---|---|---|
| | | | Channel | MPR Allowed per 3GPP [dB] | MPR [dB] |
| Modulation | RB Size | RB Offset | 507000 (2535 MHz) Conducted Power [dBm] | | |
| DFT-s-OFDM π/2 BPSK | 1 | 1 | 13.33 | 0 | 0.0 |
| | 1 | 67 | 13.35 | | 0.0 |
| | 1 | 131 | 13.42 | | 0.0 |
| | 64 | 0 | 13.36 | 0-0.5 | 0.0 |
| | 64 | 35 | 13.31 | 0 | 0.0 |
| | 64 | 69 | 13.33 | 0-0.5 | 0.0 |
| | 128 | 0 | 13.28 | | 0.0 |
| DFT-s-OFDM QPSK | 1 | 1 | 13.35 | 0 | 0.0 |
| | 1 | 67 | 13.32 | | 0.0 |
| | 1 | 131 | 13.45 | | 0.0 |
| | 64 | 0 | 13.32 | 0-1 | 0.0 |
| | 64 | 35 | 13.26 | 0 | 0.0 |
| | 64 | 69 | 13.33 | 0-1 | 0.0 |
| | 128 | 0 | 13.32 | | 0.0 |
| DFT-s-OFDM 16QAM | 1 | 1 | 13.09 | 0-1 | 0.0 |
| CP-OFDM QPSK | 1 | 1 | 13.31 | 0-1.5 | 0.0 |

## Table I-171
## NR Band n7 Measured $P_{limit}$ Antenna 4 - 20 MHz

| NR Band n7 20 MHz Bandwidth | | | | | | | |
|---|---|---|---|---|---|---|---|
| | | | Channel | | | MPR Allowed per 3GPP [dB] | MPR [dB] |
| Modulation | RB Size | RB Offset | 502000 (2510 MHz) | 507000 (2535 MHz) | 512000 (2560 MHz) | | |
| | | | Conducted Power [dBm] | | | | |
| DFT-s-OFDM π/2 BPSK | 1 | 1 | 13.49 | 13.28 | 13.37 | 0 | 0.0 |
| | 1 | 53 | 13.42 | 13.30 | 13.49 | | 0.0 |
| | 1 | 104 | 13.42 | 13.24 | 13.50 | | 0.0 |
| | 50 | 0 | 13.52 | 13.27 | 13.53 | 0-0.5 | 0.0 |
| | 50 | 28 | 13.48 | 13.31 | 13.51 | 0 | 0.0 |
| | 50 | 56 | 13.43 | 13.29 | 13.54 | 0-0.5 | 0.0 |
| | 100 | 0 | 13.52 | 13.28 | 13.53 | | 0.0 |
| DFT-s-OFDM QPSK | 1 | 1 | 13.61 | 13.28 | 13.46 | 0 | 0.0 |
| | 1 | 53 | 13.52 | 13.32 | 13.60 | | 0.0 |
| | 1 | 104 | 13.41 | 13.29 | 13.56 | | 0.0 |
| | 50 | 0 | 13.55 | 13.28 | 13.52 | 0-1 | 0.0 |
| | 50 | 28 | 13.48 | 13.28 | 13.55 | 0 | 0.0 |
| | 50 | 56 | 13.44 | 13.25 | 13.51 | 0-1 | 0.0 |
| | 100 | 0 | 13.52 | 13.29 | 13.55 | | 0.0 |
| DFT-s-OFDM 16QAM | 1 | 1 | 13.36 | 13.08 | 13.27 | 0-1 | 0.0 |
| CP-OFDM QPSK | 1 | 1 | 13.52 | 13.34 | 13.40 | 0-1.5 | 0.0 |


© 2022 PCTEST.

## Table I-172
## NR Band n7 Measured $P_{limit}$ Antenna 4 - 15 MHz

| NR Band n7 15 MHz Bandwidth | | | | | | | |
|---|---|---|---|---|---|---|---|
| | | | Channel | | | MPR Allowed per 3GPP [dB] | MPR [dB] |
| Modulation | RB Size | RB Offset | 501500 (2507.5 MHz) | 507000 (2535 MHz) | 512500 (2562.5 MHz) | | |
| | | | Conducted Power [dBm] | | | | |
| DFT-s-OFDM π/2 BPSK | 1 | 1 | 13.57 | 13.31 | 13.48 | 0 | 0.0 |
| | 1 | 40 | 13.41 | 13.30 | 13.53 | | 0.0 |
| | 1 | 77 | 13.38 | 13.34 | 13.55 | | 0.0 |
| | 36 | 0 | 13.43 | 13.29 | 13.42 | 0-0.5 | 0.0 |
| | 36 | 22 | 13.38 | 13.26 | 13.40 | 0 | 0.0 |
| | 36 | 43 | 13.37 | 13.22 | 13.43 | 0-0.5 | 0.0 |
| | 75 | 0 | 13.40 | 13.21 | 13.41 | | 0.0 |
| DFT-s-OFDM QPSK | 1 | 1 | 13.43 | 13.29 | 13.43 | 0 | 0.0 |
| | 1 | 40 | 13.42 | 13.25 | 13.50 | | 0.0 |
| | 1 | 77 | 13.33 | 13.31 | 13.51 | | 0.0 |
| | 36 | 0 | 13.44 | 13.24 | 13.41 | 0-1 | 0.0 |
| | 36 | 22 | 13.41 | 13.30 | 13.45 | 0 | 0.0 |
| | 36 | 43 | 13.38 | 13.26 | 13.48 | 0-1 | 0.0 |
| | 75 | 0 | 13.41 | 13.32 | 13.49 | | 0.0 |
| DFT-s-OFDM 16QAM | 1 | 1 | 13.31 | 13.20 | 13.18 | 0-1 | 0.0 |
| CP-OFDM QPSK | 1 | 1 | 13.47 | 13.35 | 13.53 | 0-1.5 | 0.0 |

## Table I-173
## NR Band n7 Measured $P_{limit}$ Antenna 4 - 10 MHz

| NR Band n7 10 MHz Bandwidth | | | | | | | |
|---|---|---|---|---|---|---|---|
| | | | Channel | | | MPR Allowed per 3GPP [dB] | MPR [dB] |
| Modulation | RB Size | RB Offset | 501000 (2505 MHz) | 507000 (2535 MHz) | 513000 (2565 MHz) | | |
| | | | Conducted Power [dBm] | | | | |
| DFT-s-OFDM π/2 BPSK | 1 | 1 | 13.45 | 13.32 | 13.42 | 0 | 0.0 |
| | 1 | 26 | 13.42 | 13.26 | 13.54 | | 0.0 |
| | 1 | 50 | 13.36 | 13.32 | 13.49 | | 0.0 |
| | 25 | 0 | 13.44 | 13.30 | 13.46 | 0-0.5 | 0.0 |
| | 25 | 14 | 13.48 | 13.37 | 13.48 | 0 | 0.0 |
| | 25 | 27 | 13.37 | 13.28 | 13.51 | 0-0.5 | 0.0 |
| | 50 | 0 | 13.38 | 13.42 | 13.53 | | 0.0 |
| DFT-s-OFDM QPSK | 1 | 1 | 13.42 | 13.28 | 13.46 | 0 | 0.0 |
| | 1 | 26 | 13.42 | 13.42 | 13.57 | | 0.0 |
| | 1 | 50 | 13.31 | 13.36 | 13.50 | | 0.0 |
| | 25 | 0 | 13.36 | 13.31 | 13.52 | 0-1 | 0.0 |
| | 25 | 14 | 13.42 | 13.33 | 13.48 | 0 | 0.0 |
| | 25 | 27 | 13.35 | 13.32 | 13.57 | 0-1 | 0.0 |
| | 50 | 0 | 13.45 | 13.34 | 13.54 | | 0.0 |
| DFT-s-OFDM 16QAM | 1 | 1 | 13.22 | 13.03 | 13.55 | 0-1 | 0.0 |
| CP-OFDM QPSK | 1 | 1 | 13.37 | 13.26 | 13.40 | 0-1.5 | 0.0 |


© 2022 PCTEST.

## Table I-174
## NR Band n7 Measured $P_{limit}$ Antenna 4 - 5 MHz

| NR Band n7 5 MHz Bandwidth | | | | | | | |
|---|---|---|---|---|---|---|---|
| | | | Channel | | | MPR Allowed per 3GPP [dB] | MPR [dB] |
| Modulation | RB Size | RB Offset | 500500 (2502.5 MHz) | 507000 (2535 MHz) | 513500 (2567.5 MHz) | | |
| | | | Conducted Power [dBm] | | | | |
| DFT-s-OFDM π/2 BPSK | 1 | 1 | 13.41 | 13.41 | 13.50 | 0 | 0.0 |
| | 1 | 13 | 13.46 | 13.36 | 13.55 | | 0.0 |
| | 1 | 23 | 13.43 | 13.41 | 13.45 | | 0.0 |
| | 12 | 0 | 13.49 | 13.45 | 13.49 | 0-0.5 | 0.0 |
| | 12 | 7 | 13.48 | 13.42 | 13.42 | 0 | 0.0 |
| | 12 | 13 | 13.56 | 13.43 | 13.47 | 0-0.5 | 0.0 |
| | 25 | 0 | 13.42 | 13.41 | 13.44 | | 0.0 |
| DFT-s-OFDM QPSK | 1 | 1 | 13.48 | 13.26 | 13.49 | 0 | 0.0 |
| | 1 | 13 | 13.45 | 13.33 | 13.53 | | 0.0 |
| | 1 | 23 | 13.54 | 13.32 | 13.48 | | 0.0 |
| | 12 | 0 | 13.50 | 13.38 | 13.35 | 0-1 | 0.0 |
| | 12 | 7 | 13.46 | 13.38 | 13.37 | 0 | 0.0 |
| | 12 | 13 | 13.50 | 13.34 | 13.42 | 0-1 | 0.0 |
| | 25 | 0 | 13.48 | 13.32 | 13.45 | | 0.0 |
| DFT-s-OFDM 16QAM | 1 | 1 | 13.55 | 13.35 | 13.39 | 0-1 | 0.0 |
| CP-OFDM QPSK | 1 | 1 | 13.43 | 13.31 | 13.35 | 0-1.5 | 0.0 |

## Table I-175
## NR Band n7 Measured $P_{limit}$ Antenna 3a - 30 MHz

| NR Band n7 30 MHz Bandwidth | | | | | |
|---|---|---|---|---|---|
| | | | Channel | MPR Allowed per 3GPP [dB] | MPR [dB] |
| Modulation | RB Size | RB Offset | 507000 (2535 MHz) | | |
| | | | Conducted Power [dBm] | | |
| DFT-s-OFDM π/2 BPSK | 1 | 1 | 11.05 | 0 | 0.0 |
| | 1 | 80 | 11.02 | | 0.0 |
| | 1 | 158 | 11.05 | | 0.0 |
| | 80 | 0 | 11.02 | 0-0.5 | 0.0 |
| | 80 | 40 | 10.98 | 0 | 0.0 |
| | 80 | 80 | 11.00 | 0-0.5 | 0.0 |
| | 160 | 0 | 10.98 | | 0.0 |
| DFT-s-OFDM QPSK | 1 | 1 | 11.05 | 0 | 0.0 |
| | 1 | 80 | 11.02 | | 0.0 |
| | 1 | 158 | 10.96 | | 0.0 |
| | 80 | 0 | 11.04 | 0-1 | 0.0 |
| | 80 | 40 | 11.00 | 0 | 0.0 |
| | 80 | 80 | 10.99 | 0-1 | 0.0 |
| | 160 | 0 | 10.97 | | 0.0 |
| DFT-s-OFDM 16QAM | 1 | 1 | 10.88 | 0-1 | 0.0 |
| CP-OFDM QPSK | 1 | 1 | 11.03 | 0-1.5 | 0.0 |


© 2022 PCTEST.

## Table I-176
## NR Band n7 Measured $P_{limit}$ Antenna 3a - 25 MHz

| NR Band n7 25 MHz Bandwidth | | | | | |
|---|---|---|---|---|---|
| | | | Channel | MPR Allowed per 3GPP [dB] | MPR [dB] |
| Modulation | RB Size | RB Offset | 507000 (2535 MHz) Conducted Power [dBm] | | |
| DFT-s-OFDM π/2 BPSK | 1 | 1 | 11.09 | 0 | 0.0 |
| | 1 | 67 | 11.02 | | 0.0 |
| | 1 | 131 | 11.02 | | 0.0 |
| | 64 | 0 | 11.04 | 0-0.5 | 0.0 |
| | 64 | 35 | 10.96 | 0 | 0.0 |
| | 64 | 69 | 10.98 | 0-0.5 | 0.0 |
| | 128 | 0 | 10.99 | | 0.0 |
| DFT-s-OFDM QPSK | 1 | 1 | 11.09 | 0 | 0.0 |
| | 1 | 67 | 11.02 | | 0.0 |
| | 1 | 131 | 10.98 | | 0.0 |
| | 64 | 0 | 10.95 | 0-1 | 0.0 |
| | 64 | 35 | 11.00 | 0 | 0.0 |
| | 64 | 69 | 11.03 | 0-1 | 0.0 |
| | 128 | 0 | 11.01 | | 0.0 |
| DFT-s-OFDM 16QAM | 1 | 1 | 10.87 | 0-1 | 0.0 |
| CP-OFDM QPSK | 1 | 1 | 11.05 | 0-1.5 | 0.0 |

## Table I-177
## NR Band n7 Measured $P_{limit}$ Antenna 3a - 20 MHz

| NR Band n7 20 MHz Bandwidth | | | | | | | |
|---|---|---|---|---|---|---|---|
| | | | Channel | | | MPR Allowed per 3GPP [dB] | MPR [dB] |
| Modulation | RB Size | RB Offset | 502000 (2510 MHz) | 507000 (2535 MHz) | 512000 (2560 MHz) | | |
| | | | Conducted Power [dBm] | | | | |
| DFT-s-OFDM π/2 BPSK | 1 | 1 | 10.86 | 11.16 | 11.13 | 0 | 0.0 |
| | 1 | 53 | 11.04 | 11.08 | 11.16 | | 0.0 |
| | 1 | 104 | 11.03 | 11.15 | 11.12 | | 0.0 |
| | 50 | 0 | 10.88 | 11.12 | 11.12 | 0-0.5 | 0.0 |
| | 50 | 28 | 10.96 | 11.09 | 11.10 | 0 | 0.0 |
| | 50 | 56 | 11.03 | 11.13 | 11.05 | 0-0.5 | 0.0 |
| | 100 | 0 | 10.96 | 11.12 | 11.11 | | 0.0 |
| DFT-s-OFDM QPSK | 1 | 1 | 10.88 | 11.12 | 11.17 | 0 | 0.0 |
| | 1 | 53 | 11.06 | 11.11 | 11.14 | | 0.0 |
| | 1 | 104 | 11.08 | 11.14 | 11.15 | | 0.0 |
| | 50 | 0 | 10.91 | 11.13 | 11.12 | 0-1 | 0.0 |
| | 50 | 28 | 11.00 | 11.12 | 11.06 | 0 | 0.0 |
| | 50 | 56 | 11.07 | 11.10 | 11.11 | 0-1 | 0.0 |
| | 100 | 0 | 10.99 | 11.12 | 11.14 | | 0.0 |
| DFT-s-OFDM 16QAM | 1 | 1 | 10.92 | 11.13 | 11.09 | 0-1 | 0.0 |
| CP-OFDM QPSK | 1 | 1 | 10.76 | 11.11 | 11.14 | 0-1.5 | 0.0 |


© 2022 PCTEST.

## Table I-178
## NR Band n7 Measured $P_{limit}$ Antenna 3a - 15 MHz

| NR Band n7 15 MHz Bandwidth | | | | | | | |
|---|---|---|---|---|---|---|---|
| | | | Channel | | | MPR Allowed per 3GPP [dB] | MPR [dB] |
| Modulation | RB Size | RB Offset | 501500 (2507.5 MHz) | 507000 (2535 MHz) | 512500 (2562.5 MHz) | | |
| | | | Conducted Power [dBm] | | | | |
| DFT-s-OFDM π/2 BPSK | 1 | 1 | 10.90 | 11.13 | 11.17 | 0 | 0.0 |
| | 1 | 40 | 10.98 | 11.15 | 11.14 | | 0.0 |
| | 1 | 77 | 11.12 | 11.18 | 11.10 | | 0.0 |
| | 36 | 0 | 10.91 | 11.15 | 11.08 | 0-0.5 | 0.0 |
| | 36 | 22 | 10.94 | 11.09 | 11.07 | 0 | 0.0 |
| | 36 | 43 | 11.03 | 11.12 | 11.05 | 0-0.5 | 0.0 |
| | 75 | 0 | 10.95 | 11.11 | 11.10 | | 0.0 |
| DFT-s-OFDM QPSK | 1 | 1 | 10.93 | 11.14 | 11.17 | 0 | 0.0 |
| | 1 | 40 | 11.09 | 11.17 | 11.18 | | 0.0 |
| | 1 | 77 | 11.13 | 11.20 | 11.20 | | 0.0 |
| | 36 | 0 | 10.99 | 11.09 | 11.17 | 0-1 | 0.0 |
| | 36 | 22 | 11.02 | 11.11 | 11.06 | 0 | 0.0 |
| | 36 | 43 | 11.07 | 11.12 | 11.09 | 0-1 | 0.0 |
| | 75 | 0 | 10.98 | 11.13 | 11.17 | | 0.0 |
| DFT-s-OFDM 16QAM | 1 | 1 | 10.96 | 11.14 | 11.12 | 0-1 | 0.0 |
| CP-OFDM QPSK | 1 | 1 | 10.84 | 11.12 | 11.06 | 0-1.5 | 0.0 |

## Table I-179
## NR Band n7 Measured $P_{limit}$ Antenna 3a - 10 MHz

| NR Band n7 10 MHz Bandwidth | | | | | | | |
|---|---|---|---|---|---|---|---|
| | | | Channel | | | MPR Allowed per 3GPP [dB] | MPR [dB] |
| Modulation | RB Size | RB Offset | 501000 (2505 MHz) | 507000 (2535 MHz) | 513000 (2565 MHz) | | |
| | | | Conducted Power [dBm] | | | | |
| DFT-s-OFDM π/2 BPSK | 1 | 1 | 10.83 | 11.05 | 11.01 | 0 | 0.0 |
| | 1 | 26 | 10.91 | 10.97 | 11.07 | | 0.0 |
| | 1 | 50 | 10.94 | 11.02 | 11.02 | | 0.0 |
| | 25 | 0 | 10.85 | 11.08 | 11.03 | 0-0.5 | 0.0 |
| | 25 | 14 | 10.92 | 11.09 | 11.05 | 0 | 0.0 |
| | 25 | 27 | 10.91 | 11.03 | 11.04 | 0-0.5 | 0.0 |
| | 50 | 0 | 10.87 | 11.04 | 11.05 | | 0.0 |
| DFT-s-OFDM QPSK | 1 | 1 | 10.86 | 11.05 | 10.92 | 0 | 0.0 |
| | 1 | 26 | 10.92 | 11.02 | 11.02 | | 0.0 |
| | 1 | 50 | 11.02 | 10.99 | 11.03 | | 0.0 |
| | 25 | 0 | 10.87 | 11.05 | 11.02 | 0-1 | 0.0 |
| | 25 | 14 | 10.89 | 10.94 | 10.98 | 0 | 0.0 |
| | 25 | 27 | 10.90 | 10.97 | 11.01 | 0-1 | 0.0 |
| | 50 | 0 | 10.89 | 11.00 | 10.94 | | 0.0 |
| DFT-s-OFDM 16QAM | 1 | 1 | 10.88 | 11.04 | 10.97 | 0-1 | 0.0 |
| CP-OFDM QPSK | 1 | 1 | 10.80 | 10.98 | 10.92 | 0-1.5 | 0.0 |


© 2022 PCTEST.

## Table I-180
## NR Band n7 Measured $P_{limit}$ Antenna 3a - 5 MHz

| NR Band n7 5 MHz Bandwidth | | | | | | | |
|---|---|---|---|---|---|---|---|
| | | | Channel | | | MPR Allowed per 3GPP [dB] | MPR [dB] |
| Modulation | RB Size | RB Offset | 500500 (2502.5 MHz) | 507000 (2535 MHz) | 513500 (2567.5 MHz) | | |
| | | | Conducted Power [dBm] | | | | |
| DFT-s-OFDM π/2 BPSK | 1 | 1 | 10.86 | 10.98 | 11.03 | 0 | 0.0 |
| | 1 | 13 | 10.90 | 11.04 | 10.98 | | 0.0 |
| | 1 | 23 | 10.92 | 11.02 | 10.96 | | 0.0 |
| | 12 | 0 | 10.81 | 11.92 | 11.02 | 0-0.5 | 0.0 |
| | 12 | 7 | 10.83 | 10.98 | 10.98 | 0 | 0.0 |
| | 12 | 13 | 10.84 | 10.98 | 10.97 | 0-0.5 | 0.0 |
| | 25 | 0 | 10.86 | 11.00 | 10.98 | | 0.0 |
| DFT-s-OFDM QPSK | 1 | 1 | 10.84 | 11.06 | 10.95 | 0 | 0.0 |
| | 1 | 13 | 10.91 | 11.02 | 11.02 | | 0.0 |
| | 1 | 23 | 10.87 | 11.01 | 11.04 | | 0.0 |
| | 12 | 0 | 10.83 | 11.02 | 11.01 | 0-1 | 0.0 |
| | 12 | 7 | 10.90 | 10.97 | 10.98 | 0 | 0.0 |
| | 12 | 13 | 10.89 | 11.00 | 10.94 | 0-1 | 0.0 |
| | 25 | 0 | 10.88 | 10.93 | 10.99 | | 0.0 |
| DFT-s-OFDM 16QAM | 1 | 1 | 10.92 | 11.03 | 11.02 | 0-1 | 0.0 |
| CP-OFDM QPSK | 1 | 1 | 10.81 | 10.94 | 10.97 | 0-1.5 | 0.0 |

## Table I-181
## NR Band n7 Measured $P_{limit}$ Antenna 2a - 30 MHz

| NR Band n7 30 MHz Bandwidth | | | | | |
|---|---|---|---|---|---|
| | | | Channel | MPR Allowed per 3GPP [dB] | MPR [dB] |
| Modulation | RB Size | RB Offset | 507000 (2535 MHz) | | |
| | | | Conducted Power [dBm] | | |
| DFT-s-OFDM π/2 BPSK | 1 | 1 | 12.92 | 0 | 0.0 |
| | 1 | 80 | 13.04 | | 0.0 |
| | 1 | 158 | 13.06 | | 0.0 |
| | 80 | 0 | 13.03 | 0-0.5 | 0.0 |
| | 80 | 40 | 13.01 | 0 | 0.0 |
| | 80 | 80 | 13.04 | 0-0.5 | 0.0 |
| | 160 | 0 | 13.05 | | 0.0 |
| DFT-s-OFDM QPSK | 1 | 1 | 12.92 | 0 | 0.0 |
| | 1 | 80 | 13.04 | | 0.0 |
| | 1 | 158 | 13.02 | | 0.0 |
| | 80 | 0 | 12.99 | 0-1 | 0.0 |
| | 80 | 40 | 13.02 | 0 | 0.0 |
| | 80 | 80 | 13.06 | 0-1 | 0.0 |
| | 160 | 0 | 13.00 | | 0.0 |
| DFT-s-OFDM 16QAM | 1 | 1 | 13.14 | 0-1 | 0.0 |
| CP-OFDM QPSK | 1 | 1 | 12.82 | 0-1.5 | 0.0 |


© 2022 PCTEST.

## Table I-182
## NR Band n7 Measured $P_{limit}$ Antenna 2a - 25 MHz

| NR Band n7 25 MHz Bandwidth | | | | | |
|---|---|---|---|---|---|
| | | | Channel | MPR Allowed per 3GPP [dB] | MPR [dB] |
| Modulation | RB Size | RB Offset | 507000 (2535 MHz) Conducted Power [dBm] | | |
| DFT-s-OFDM π/2 BPSK | 1 | 1 | 13.01 | 0 | 0.0 |
| | 1 | 67 | 13.03 | | 0.0 |
| | 1 | 131 | 13.05 | | 0.0 |
| | 64 | 0 | 12.98 | 0-0.5 | 0.0 |
| | 64 | 35 | 13.01 | 0 | 0.0 |
| | 64 | 69 | 13.04 | 0-0.5 | 0.0 |
| | 128 | 0 | 13.05 | | 0.0 |
| DFT-s-OFDM QPSK | 1 | 1 | 12.95 | 0 | 0.0 |
| | 1 | 67 | 13.02 | | 0.0 |
| | 1 | 131 | 13.08 | | 0.0 |
| | 64 | 0 | 13.04 | 0-1 | 0.0 |
| | 64 | 35 | 13.02 | 0 | 0.0 |
| | 64 | 69 | 13.06 | 0-1 | 0.0 |
| | 128 | 0 | 13.03 | | 0.0 |
| DFT-s-OFDM 16QAM | 1 | 1 | 13.16 | 0-1 | 0.0 |
| CP-OFDM QPSK | 1 | 1 | 13.02 | 0-1.5 | 0.0 |

## Table I-183
## NR Band n7 Measured $P_{limit}$ Antenna 2a - 20 MHz

| NR Band n7 20 MHz Bandwidth | | | | | | | |
|---|---|---|---|---|---|---|---|
| | | | Channel | | | MPR Allowed per 3GPP [dB] | MPR [dB] |
| Modulation | RB Size | RB Offset | 502000 (2510 MHz) | 507000 (2535 MHz) | 512000 (2560 MHz) | | |
| | | | Conducted Power [dBm] | | | | |
| DFT-s-OFDM π/2 BPSK | 1 | 1 | 12.91 | 12.95 | 13.09 | 0 | 0.0 |
| | 1 | 53 | 12.87 | 13.07 | 13.04 | | 0.0 |
| | 1 | 104 | 12.95 | 12.98 | 13.06 | | 0.0 |
| | 50 | 0 | 12.83 | 12.91 | 13.01 | 0-0.5 | 0.0 |
| | 50 | 28 | 12.80 | 13.00 | 13.02 | 0 | 0.0 |
| | 50 | 56 | 12.84 | 13.02 | 12.98 | 0-0.5 | 0.0 |
| | 100 | 0 | 12.79 | 12.98 | 13.03 | | 0.0 |
| DFT-s-OFDM QPSK | 1 | 1 | 12.92 | 13.02 | 13.05 | 0 | 0.0 |
| | 1 | 53 | 12.84 | 13.09 | 13.03 | | 0.0 |
| | 1 | 104 | 13.01 | 13.04 | 12.97 | | 0.0 |
| | 50 | 0 | 12.80 | 12.88 | 13.05 | 0-1 | 0.0 |
| | 50 | 28 | 12.79 | 13.05 | 13.04 | 0 | 0.0 |
| | 50 | 56 | 12.81 | 12.97 | 12.95 | 0-1 | 0.0 |
| | 100 | 0 | 12.81 | 12.91 | 13.02 | | 0.0 |
| DFT-s-OFDM 16QAM | 1 | 1 | 13.16 | 13.23 | 13.31 | 0-1 | 0.0 |
| CP-OFDM QPSK | 1 | 1 | 12.84 | 12.95 | 13.06 | 0-1.5 | 0.0 |


© 2022 PCTEST.

## Table I-184
## NR Band n7 Measured $P_{limit}$ Antenna 2a - 15 MHz

| NR Band n7 15 MHz Bandwidth | | | | | | | |
|---|---|---|---|---|---|---|---|
| | | | Channel | | | MPR Allowed per 3GPP [dB] | MPR [dB] |
| Modulation | RB Size | RB Offset | 501500 (2507.5 MHz) | 507000 (2535 MHz) | 512500 (2562.5 MHz) | | |
| | | | Conducted Power [dBm] | | | | |
| DFT-s-OFDM π/2 BPSK | 1 | 1 | 12.89 | 13.01 | 13.14 | 0 | 0.0 |
| | 1 | 40 | 12.75 | 13.06 | 13.01 | | 0.0 |
| | 1 | 77 | 12.84 | 13.02 | 12.99 | | 0.0 |
| | 36 | 0 | 12.80 | 12.90 | 12.94 | 0-0.5 | 0.0 |
| | 36 | 22 | 12.72 | 12.95 | 12.91 | 0 | 0.0 |
| | 36 | 43 | 12.79 | 12.99 | 12.94 | 0-0.5 | 0.0 |
| | 75 | 0 | 12.82 | 13.03 | 12.96 | | 0.0 |
| DFT-s-OFDM QPSK | 1 | 1 | 12.90 | 13.02 | 13.05 | 0 | 0.0 |
| | 1 | 40 | 12.88 | 13.08 | 13.03 | | 0.0 |
| | 1 | 77 | 12.86 | 13.01 | 13.05 | | 0.0 |
| | 36 | 0 | 12.82 | 12.94 | 12.95 | 0-1 | 0.0 |
| | 36 | 22 | 12.77 | 13.02 | 12.96 | 0 | 0.0 |
| | 36 | 43 | 12.83 | 13.02 | 12.99 | 0-1 | 0.0 |
| | 75 | 0 | 12.78 | 13.03 | 12.93 | | 0.0 |
| DFT-s-OFDM 16QAM | 1 | 1 | 13.12 | 13.23 | 13.18 | 0-1 | 0.0 |
| CP-OFDM QPSK | 1 | 1 | 12.87 | 13.07 | 13.02 | 0-1.5 | 0.0 |

## Table I-185
## NR Band n7 Measured $P_{limit}$ Antenna 2a - 10 MHz

| NR Band n7 10 MHz Bandwidth | | | | | | | |
|---|---|---|---|---|---|---|---|
| | | | Channel | | | MPR Allowed per 3GPP [dB] | MPR [dB] |
| Modulation | RB Size | RB Offset | 501000 (2505 MHz) | 507000 (2535 MHz) | 513000 (2565 MHz) | | |
| | | | Conducted Power [dBm] | | | | |
| DFT-s-OFDM π/2 BPSK | 1 | 1 | 12.80 | 13.06 | 13.04 | 0 | 0.0 |
| | 1 | 26 | 12.84 | 13.05 | 13.08 | | 0.0 |
| | 1 | 50 | 12.78 | 13.02 | 13.05 | | 0.0 |
| | 25 | 0 | 12.86 | 13.04 | 13.04 | 0-0.5 | 0.0 |
| | 25 | 14 | 12.79 | 13.02 | 13.06 | 0 | 0.0 |
| | 25 | 27 | 12.80 | 13.08 | 13.05 | 0-0.5 | 0.0 |
| | 50 | 0 | 12.82 | 13.04 | 13.03 | | 0.0 |
| DFT-s-OFDM QPSK | 1 | 1 | 12.84 | 13.01 | 13.03 | 0 | 0.0 |
| | 1 | 26 | 12.82 | 13.03 | 13.04 | | 0.0 |
| | 1 | 50 | 12.80 | 13.02 | 13.05 | | 0.0 |
| | 25 | 0 | 12.84 | 13.04 | 13.03 | 0-1 | 0.0 |
| | 25 | 14 | 12.86 | 13.03 | 13.04 | 0 | 0.0 |
| | 25 | 27 | 12.81 | 13.04 | 13.06 | 0-1 | 0.0 |
| | 50 | 0 | 12.82 | 13.06 | 13.08 | | 0.0 |
| DFT-s-OFDM 16QAM | 1 | 1 | 13.14 | 13.21 | 13.28 | 0-1 | 0.0 |
| CP-OFDM QPSK | 1 | 1 | 12.85 | 12.96 | 12.96 | 0-1.5 | 0.0 |


© 2022 PCTEST.

## Table I-186
## NR Band n7 Measured $P_{limit}$ Antenna 2a - 5 MHz

| NR Band n7<br>5 MHz Bandwidth | | | | | | | |
|---|---|---|---|---|---|---|---|
| | | | Channel | | | MPR Allowed per 3GPP [dB] | MPR [dB] |
| Modulation | RB Size | RB Offset | 500500 (2502.5 MHz) | 507000 (2535 MHz) | 513500 (2567.5 MHz) | | |
| | | | Conducted Power [dBm] | | | | |
| DFT-s-OFDM π/2 BPSK | 1 | 1 | 12.93 | 13.08 | 13.11 | 0 | 0.0 |
| | 1 | 13 | 12.90 | 13.06 | 13.06 | | 0.0 |
| | 1 | 23 | 12.98 | 13.02 | 13.14 | | 0.0 |
| | 12 | 0 | 12.88 | 13.12 | 13.07 | 0-0.5 | 0.0 |
| | 12 | 7 | 12.89 | 13.11 | 13.12 | 0 | 0.0 |
| | 12 | 13 | 12.90 | 13.13 | 13.09 | 0-0.5 | 0.0 |
| | 25 | 0 | 12.99 | 13.11 | 13.10 | | 0.0 |
| DFT-s-OFDM QPSK | 1 | 1 | 12.92 | 13.06 | 13.07 | 0 | 0.0 |
| | 1 | 13 | 12.95 | 13.13 | 13.09 | | 0.0 |
| | 1 | 23 | 12.86 | 13.12 | 13.06 | | 0.0 |
| | 12 | 0 | 12.92 | 13.10 | 13.05 | 0-1 | 0.0 |
| | 12 | 7 | 12.93 | 13.12 | 13.12 | 0 | 0.0 |
| | 12 | 13 | 12.91 | 13.16 | 13.04 | 0-1 | 0.0 |
| | 25 | 0 | 12.89 | 13.13 | 13.09 | | 0.0 |
| DFT-s-OFDM 16QAM | 1 | 1 | 13.16 | 13.32 | 13.24 | 0-1 | 0.0 |
| CP-OFDM QPSK | 1 | 1 | 12.93 | 13.04 | 12.95 | 0-1.5 | 0.0 |

## Table I-187
## NR Band n7 Measured $P_{limit}$ Antenna 1a - 30 MHz

| NR Band n7<br>30 MHz Bandwidth | | | | | |
|---|---|---|---|---|---|
| | | | Channel | MPR Allowed per 3GPP [dB] | MPR [dB] |
| Modulation | RB Size | RB Offset | 507000 (2535 MHz) | | |
| | | | Conducted Power [dBm] | | |
| DFT-s-OFDM π/2 BPSK | 1 | 1 | 12.24 | 0 | 0.0 |
| | 1 | 80 | 12.22 | | 0.0 |
| | 1 | 158 | 12.14 | | 0.0 |
| | 80 | 0 | 12.26 | 0-0.5 | 0.0 |
| | 80 | 40 | 12.29 | 0 | 0.0 |
| | 80 | 80 | 12.28 | 0-0.5 | 0.0 |
| | 160 | 0 | 12.27 | | 0.0 |
| DFT-s-OFDM QPSK | 1 | 1 | 12.19 | 0 | 0.0 |
| | 1 | 80 | 12.23 | | 0.0 |
| | 1 | 158 | 12.21 | | 0.0 |
| | 80 | 0 | 12.29 | 0-1 | 0.0 |
| | 80 | 40 | 12.27 | 0 | 0.0 |
| | 80 | 80 | 12.24 | 0-1 | 0.0 |
| | 160 | 0 | 12.28 | | 0.0 |
| DFT-s-OFDM 16QAM | 1 | 1 | 12.23 | 0-1 | 0.0 |
| CP-OFDM QPSK | 1 | 1 | 12.16 | 0-1.5 | 0.0 |


© 2022 PCTEST.

## Table I-188
## NR Band n7 Measured $P_{limit}$ Antenna 1a - 25 MHz

| NR Band n7 25 MHz Bandwidth | | | | | |
|---|---|---|---|---|---|
| | | | Channel | MPR Allowed per 3GPP [dB] | MPR [dB] |
| Modulation | RB Size | RB Offset | 507000 (2535 MHz) Conducted Power [dBm] | | |
| DFT-s-OFDM π/2 BPSK | 1 | 1 | 12.14 | 0 | 0.0 |
| | 1 | 67 | 12.13 | | 0.0 |
| | 1 | 131 | 12.11 | | 0.0 |
| | 64 | 0 | 12.21 | 0-0.5 | 0.0 |
| | 64 | 35 | 12.19 | 0 | 0.0 |
| | 64 | 69 | 12.15 | 0-0.5 | 0.0 |
| | 128 | 0 | 12.21 | | 0.0 |
| DFT-s-OFDM QPSK | 1 | 1 | 12.19 | 0 | 0.0 |
| | 1 | 67 | 12.14 | | 0.0 |
| | 1 | 131 | 12.15 | | 0.0 |
| | 64 | 0 | 12.12 | 0-1 | 0.0 |
| | 64 | 35 | 12.19 | 0 | 0.0 |
| | 64 | 69 | 12.16 | 0-1 | 0.0 |
| | 128 | 0 | 12.20 | | 0.0 |
| DFT-s-OFDM 16QAM | 1 | 1 | 12.24 | 0-1 | 0.0 |
| CP-OFDM QPSK | 1 | 1 | 12.28 | 0-1.5 | 0.0 |

## Table I-189
## NR Band n7 Measured $P_{limit}$ Antenna 1a - 20 MHz

| NR Band n7 20 MHz Bandwidth | | | | | | | |
|---|---|---|---|---|---|---|---|
| | | | Channel | | | MPR Allowed per 3GPP [dB] | MPR [dB] |
| Modulation | RB Size | RB Offset | 502000 (2510 MHz) | 507000 (2535 MHz) | 512000 (2560 MHz) | | |
| | | | Conducted Power [dBm] | | | | |
| DFT-s-OFDM π/2 BPSK | 1 | 1 | 11.60 | 11.96 | 12.04 | 0 | 0.0 |
| | 1 | 53 | 11.84 | 12.03 | 11.96 | | 0.0 |
| | 1 | 104 | 11.97 | 12.08 | 11.98 | | 0.0 |
| | 50 | 0 | 11.72 | 12.10 | 12.06 | 0-0.5 | 0.0 |
| | 50 | 28 | 11.87 | 12.14 | 12.03 | 0 | 0.0 |
| | 50 | 56 | 11.99 | 12.13 | 11.98 | 0-0.5 | 0.0 |
| | 100 | 0 | 11.84 | 12.09 | 11.97 | | 0.0 |
| DFT-s-OFDM QPSK | 1 | 1 | 11.64 | 12.12 | 12.07 | 0 | 0.0 |
| | 1 | 53 | 11.89 | 12.10 | 12.02 | | 0.0 |
| | 1 | 104 | 12.05 | 12.04 | 12.04 | | 0.0 |
| | 50 | 0 | 11.74 | 12.06 | 12.06 | 0-1 | 0.0 |
| | 50 | 28 | 11.86 | 12.11 | 12.02 | 0 | 0.0 |
| | 50 | 56 | 12.02 | 12.12 | 12.03 | 0-1 | 0.0 |
| | 100 | 0 | 11.84 | 12.15 | 11.98 | | 0.0 |
| DFT-s-OFDM 16QAM | 1 | 1 | 11.90 | 12.06 | 12.14 | 0-1 | 0.0 |
| CP-OFDM QPSK | 1 | 1 | 11.67 | 12.13 | 12.10 | 0-1.5 | 0.0 |


© 2022 PCTEST.

## Table I-190
## NR Band n7 Measured $P_{limit}$ Antenna 1a - 15 MHz

| NR Band n7 15 MHz Bandwidth | | | | | | | |
|---|---|---|---|---|---|---|---|
| | | | Channel | | | MPR Allowed per 3GPP [dB] | MPR [dB] |
| Modulation | RB Size | RB Offset | 501500 (2507.5 MHz) | 507000 (2535 MHz) | 512500 (2562.5 MHz) | | |
| | | | Conducted Power [dBm] | | | | |
| DFT-s-OFDM π/2 BPSK | 1 | 1 | 11.65 | 12.03 | 11.99 | 0 | 0.0 |
| | 1 | 40 | 11.78 | 12.14 | 12.02 | | 0.0 |
| | 1 | 77 | 11.80 | 12.11 | 12.05 | | 0.0 |
| | 36 | 0 | 11.69 | 12.08 | 12.01 | 0-0.5 | 0.0 |
| | 36 | 22 | 11.83 | 12.15 | 11.98 | 0 | 0.0 |
| | 36 | 43 | 11.94 | 12.19 | 12.04 | 0-0.5 | 0.0 |
| | 75 | 0 | 11.80 | 12.10 | 12.03 | | 0.0 |
| DFT-s-OFDM QPSK | 1 | 1 | 11.62 | 12.17 | 12.09 | 0 | 0.0 |
| | 1 | 40 | 11.84 | 12.14 | 12.04 | | 0.0 |
| | 1 | 77 | 12.04 | 12.13 | 12.08 | | 0.0 |
| | 36 | 0 | 11.74 | 12.15 | 12.05 | 0-1 | 0.0 |
| | 36 | 22 | 11.82 | 12.18 | 12.01 | 0 | 0.0 |
| | 36 | 43 | 11.98 | 12.17 | 12.06 | 0-1 | 0.0 |
| | 75 | 0 | 11.82 | 12.14 | 12.04 | | 0.0 |
| DFT-s-OFDM 16QAM | 1 | 1 | 11.72 | 12.23 | 11.94 | 0-1 | 0.0 |
| CP-OFDM QPSK | 1 | 1 | 11.82 | 12.19 | 12.07 | 0-1.5 | 0.0 |

## Table I-191
## NR Band n7 Measured $P_{limit}$ Antenna 1a - 10 MHz

| NR Band n7 10 MHz Bandwidth | | | | | | | |
|---|---|---|---|---|---|---|---|
| | | | Channel | | | MPR Allowed per 3GPP [dB] | MPR [dB] |
| Modulation | RB Size | RB Offset | 501000 (2505 MHz) | 507000 (2535 MHz) | 513000 (2565 MHz) | | |
| | | | Conducted Power [dBm] | | | | |
| DFT-s-OFDM π/2 BPSK | 1 | 1 | 11.73 | 12.17 | 12.02 | 0 | 0.0 |
| | 1 | 26 | 11.81 | 12.21 | 12.03 | | 0.0 |
| | 1 | 50 | 11.88 | 12.07 | 12.06 | | 0.0 |
| | 25 | 0 | 11.82 | 12.21 | 11.97 | 0-0.5 | 0.0 |
| | 25 | 14 | 11.84 | 12.24 | 12.08 | 0 | 0.0 |
| | 25 | 27 | 11.94 | 12.22 | 12.10 | 0-0.5 | 0.0 |
| | 50 | 0 | 11.83 | 12.22 | 12.12 | | 0.0 |
| DFT-s-OFDM QPSK | 1 | 1 | 11.68 | 12.13 | 12.05 | 0 | 0.0 |
| | 1 | 26 | 11.75 | 12.19 | 12.07 | | 0.0 |
| | 1 | 50 | 11.94 | 12.11 | 12.02 | | 0.0 |
| | 25 | 0 | 11.74 | 12.20 | 12.08 | 0-1 | 0.0 |
| | 25 | 14 | 11.84 | 12.23 | 12.13 | 0 | 0.0 |
| | 25 | 27 | 11.93 | 12.18 | 12.08 | 0-1 | 0.0 |
| | 50 | 0 | 11.83 | 12.20 | 12.06 | | 0.0 |
| DFT-s-OFDM 16QAM | 1 | 1 | 11.74 | 12.13 | 12.02 | 0-1 | 0.0 |
| CP-OFDM QPSK | 1 | 1 | 11.77 | 12.22 | 12.05 | 0-1.5 | 0.0 |


© 2022 PCTEST.

**Table I-192**
**NR Band n7 Measured $P_{limit}$ Antenna 1a - 5 MHz**

| NR Band n7 5 MHz Bandwidth | | | | | | | |
|---|---|---|---|---|---|---|---|
| | | | Channel | | | MPR Allowed per 3GPP [dB] | MPR [dB] |
| Modulation | RB Size | RB Offset | 500500 (2502.5 MHz) | 507000 (2535 MHz) | 513500 (2567.5 MHz) | | |
| | | | Conducted Power [dBm] | | | | |
| DFT-s-OFDM π/2 BPSK | 1 | 1 | 11.68 | 12.07 | 11.94 | 0 | 0.0 |
| | 1 | 13 | 11.70 | 12.04 | 12.03 | | 0.0 |
| | 1 | 23 | 11.76 | 11.98 | 11.96 | | 0.0 |
| | 12 | 0 | 11.74 | 12.07 | 12.08 | 0-0.5 | 0.0 |
| | 12 | 7 | 11.78 | 12.04 | 12.04 | 0 | 0.0 |
| | 12 | 13 | 11.86 | 12.07 | 12.01 | 0-0.5 | 0.0 |
| | 25 | 0 | 11.78 | 12.05 | 12.05 | | 0.0 |
| DFT-s-OFDM QPSK | 1 | 1 | 11.74 | 12.13 | 11.97 | 0 | 0.0 |
| | 1 | 13 | 11.79 | 12.10 | 12.03 | | 0.0 |
| | 1 | 23 | 11.85 | 12.07 | 11.98 | | 0.0 |
| | 12 | 0 | 11.75 | 12.08 | 12.05 | 0-1 | 0.0 |
| | 12 | 7 | 11.76 | 12.03 | 12.04 | 0 | 0.0 |
| | 12 | 13 | 11.83 | 12.09 | 12.01 | 0-1 | 0.0 |
| | 25 | 0 | 11.82 | 12.05 | 11.96 | | 0.0 |
| DFT-s-OFDM 16QAM | 1 | 1 | 11.72 | 12.16 | 12.02 | 0-1 | 0.0 |
| CP-OFDM QPSK | 1 | 1 | 11.64 | 12.11 | 12.04 | 0-1.5 | 0.0 |

## I.2.8 NR Band n41 PC2

**Table I-193**
**NR Band n41 PC2 Measured $P_{limit}$ Antenna 4 - 90 MHz**

| NR Band n41 90 MHz Bandwidth | | | | | | |
|---|---|---|---|---|---|---|
| | | | Channel | | MPR Allowed per 3GPP [dB] | MPR [dB] |
| Modulation | RB Size | RB Offset | 508200 (2541 MHz) | 528996 (2644.98 MHz) | | |
| | | | Conducted Power [dBm] | | | |
| DFT-s-OFDM π/2 BPSK | 1 | 1 | 12.64 | 12.47 | 0 | 0.0 |
| | 1 | 123 | 12.77 | 12.55 | | 0.0 |
| | 1 | 243 | 12.56 | 12.55 | | 0.0 |
| | 120 | 0 | 12.68 | 12.51 | 0-0.5 | 0.0 |
| | 120 | 63 | 12.68 | 12.49 | 0 | 0.0 |
| | 120 | 125 | 12.60 | 12.49 | 0-0.5 | 0.0 |
| | 243 | 0 | 12.67 | 12.48 | | 0.0 |
| DFT-s-OFDM QPSK | 1 | 1 | 12.60 | 12.46 | 0 | 0.0 |
| | 1 | 123 | 12.73 | 12.51 | | 0.0 |
| | 1 | 243 | 12.41 | 12.45 | | 0.0 |
| | 120 | 0 | 12.65 | 12.51 | 0-1 | 0.0 |
| | 120 | 63 | 12.66 | 12.52 | 0 | 0.0 |
| | 120 | 125 | 12.69 | 12.58 | 0-1 | 0.0 |
| | 243 | 0 | 12.71 | 12.51 | | 0.0 |
| DFT-s-OFDM 16QAM | 1 | 1 | 12.79 | 12.73 | 0-1 | 0.0 |
| CP-OFDM QPSK | 1 | 1 | 12.51 | 12.41 | 0-1.5 | 0.0 |


© 2022 PCTEST.

## Table I-194
## NR Band n41 PC2 Measured $P_{limit}$ Antenna 4 - 80 MHz

| NR Band n41<br>80 MHz Bandwidth | | | | | | |
|---|---|---|---|---|---|---|
| | | | Channel | | MPR Allowed per 3GPP [dB] | MPR [dB] |
| Modulation | RB Size | RB Offset | 507204 (2536.02 MHz) | 529998 (2649.99 MHz) | | |
| | | | Conducted Power [dBm] | | | |
| DFT-s-OFDM π/2 BPSK | 1 | 1 | 12.51 | 12.37 | 0 | 0.0 |
| | 1 | 109 | 12.40 | 12.29 | | 0.0 |
| | 1 | 215 | 12.33 | 12.22 | | 0.0 |
| | 108 | 0 | 12.46 | 12.23 | 0-0.5 | 0.0 |
| | 108 | 55 | 12.37 | 12.24 | 0 | 0.0 |
| | 108 | 109 | 12.32 | 12.22 | 0-0.5 | 0.0 |
| | 216 | 0 | 12.35 | 12.21 | | 0.0 |
| DFT-s-OFDM QPSK | 1 | 1 | 12.52 | 12.41 | 0 | 0.0 |
| | 1 | 109 | 12.47 | 12.28 | | 0.0 |
| | 1 | 215 | 12.41 | 12.23 | | 0.0 |
| | 108 | 0 | 12.42 | 12.25 | 0-1 | 0.0 |
| | 108 | 55 | 12.34 | 12.23 | 0 | 0.0 |
| | 108 | 109 | 12.32 | 12.24 | 0-1 | 0.0 |
| | 216 | 0 | 12.31 | 12.23 | | 0.0 |
| DFT-s-OFDM 16QAM | 1 | 1 | 12.54 | 12.47 | 0-1 | 0.0 |
| CP-OFDM QPSK | 1 | 1 | 12.44 | 12.36 | 0-1.5 | 0.0 |

## Table I-195
## NR Band n41 PC2 Measured $P_{limit}$ Antenna 4 - 60 MHz

| NR Band n41<br>60 MHz Bandwidth | | | | | | | |
|---|---|---|---|---|---|---|---|
| | | | Channel | | | MPR Allowed per 3GPP [dB] | MPR [dB] |
| Modulation | RB Size | RB Offset | 505200 (2526 MHz) | 518598 (2592.99 MHz) | 531996 (2659.98 MHz) | | |
| | | | Conducted Power [dBm] | | | | |
| DFT-s-OFDM π/2 BPSK | 1 | 1 | 12.38 | 12.40 | 12.22 | 0 | 0.0 |
| | 1 | 81 | 12.42 | 12.38 | 12.23 | | 0.0 |
| | 1 | 160 | 12.43 | 12.31 | 12.30 | | 0.0 |
| | 81 | 0 | 12.45 | 12.33 | 12.23 | 0-0.5 | 0.0 |
| | 81 | 41 | 12.44 | 12.37 | 12.20 | 0 | 0.0 |
| | 81 | 81 | 12.49 | 12.34 | 12.26 | 0-0.5 | 0.0 |
| | 162 | 0 | 12.46 | 12.41 | 12.24 | | 0.0 |
| DFT-s-OFDM QPSK | 1 | 1 | 12.48 | 12.44 | 12.24 | 0 | 0.0 |
| | 1 | 81 | 12.52 | 12.48 | 12.33 | | 0.0 |
| | 1 | 160 | 12.49 | 12.44 | 12.34 | | 0.0 |
| | 81 | 0 | 12.42 | 12.37 | 12.26 | 0-1 | 0.0 |
| | 81 | 41 | 12.45 | 12.43 | 12.19 | 0 | 0.0 |
| | 81 | 81 | 12.45 | 12.36 | 12.25 | 0-1 | 0.0 |
| | 162 | 0 | 12.46 | 12.40 | 12.22 | | 0.0 |
| DFT-s-OFDM 16QAM | 1 | 1 | 12.44 | 12.48 | 12.39 | 0-1 | 0.0 |
| CP-OFDM QPSK | 1 | 1 | 12.38 | 12.38 | 12.26 | 0-1.5 | 0.0 |


© 2022 PCTEST.

## Table I-196
## NR Band n41 PC2 Measured $P_{limit}$ Antenna 4 - 50 MHz

| NR Band n41 50 MHz Bandwidth | | | | | | | |
|---|---|---|---|---|---|---|---|
| | | | Channel | | | MPR Allowed per 3GPP [dB] | MPR [dB] |
| Modulation | RB Size | RB Offset | 504204 (2521.02 MHz) | 518598 (2592.99 MHz) | 532998 (2664.99 MHz) | | |
| | | | Conducted Power [dBm] | | | | |
| DFT-s-OFDM π/2 BPSK | 1 | 1 | 12.46 | 12.36 | 12.32 | 0 | 0.0 |
| | 1 | 67 | 12.37 | 12.34 | 12.14 | | 0.0 |
| | 1 | 131 | 12.43 | 12.37 | 12.34 | | 0.0 |
| | 64 | 0 | 12.30 | 12.35 | 12.19 | 0-0.5 | 0.0 |
| | 64 | 35 | 12.32 | 12.40 | 12.27 | 0 | 0.0 |
| | 64 | 69 | 12.35 | 12.37 | 12.22 | 0-0.5 | 0.0 |
| | 128 | 0 | 12.37 | 12.36 | 12.26 | | 0.0 |
| DFT-s-OFDM QPSK | 1 | 1 | 12.45 | 12.48 | 12.28 | 0 | 0.0 |
| | 1 | 67 | 12.37 | 12.39 | 12.23 | | 0.0 |
| | 1 | 131 | 12.47 | 12.43 | 12.27 | | 0.0 |
| | 64 | 0 | 12.35 | 12.36 | 12.18 | 0-1 | 0.0 |
| | 64 | 35 | 12.32 | 12.38 | 12.21 | 0 | 0.0 |
| | 64 | 69 | 12.36 | 12.35 | 12.23 | 0-1 | 0.0 |
| | 128 | 0 | 12.34 | 12.40 | 12.17 | | 0.0 |
| DFT-s-OFDM 16QAM | 1 | 1 | 12.34 | 12.53 | 12.43 | 0-1 | 0.0 |
| CP-OFDM QPSK | 1 | 1 | 12.38 | 12.44 | 12.32 | 0-1.5 | 0.0 |

## Table I-197
## NR Band n41 PC2 Measured $P_{limit}$ Antenna 4 - 40 MHz

| NR Band n41 40 MHz Bandwidth | | | | | | | | |
|---|---|---|---|---|---|---|---|---|
| | | | Channel | | | | MPR Allowed per 3GPP [dB] | MPR [dB] |
| Modulation | RB Size | RB Offset | 503202 (2516.01 MHz) | 513468 (2567.34 MHz) | 523734 (2618.67 MHz) | 534000 (2670 MHz) | | |
| | | | Conducted Power [dBm] | | | | | |
| DFT-s-OFDM π/2 BPSK | 1 | 1 | 12.56 | 12.43 | 12.42 | 12.32 | 0 | 0.0 |
| | 1 | 53 | 12.46 | 12.34 | 12.28 | 12.22 | | 0.0 |
| | 1 | 104 | 12.48 | 12.47 | 12.35 | 12.32 | | 0.0 |
| | 50 | 0 | 12.45 | 12.36 | 12.33 | 12.18 | 0-0.5 | 0.0 |
| | 50 | 28 | 12.46 | 12.34 | 12.23 | 12.22 | 0 | 0.0 |
| | 50 | 56 | 12.53 | 12.42 | 12.31 | 12.25 | 0-0.5 | 0.0 |
| | 100 | 0 | 12.51 | 12.36 | 12.39 | 12.24 | | 0.0 |
| DFT-s-OFDM QPSK | 1 | 1 | 12.55 | 12.43 | 12.42 | 12.36 | 0 | 0.0 |
| | 1 | 53 | 12.48 | 12.33 | 12.29 | 12.23 | | 0.0 |
| | 1 | 104 | 12.58 | 12.54 | 12.34 | 12.32 | | 0.0 |
| | 50 | 0 | 12.48 | 12.42 | 12.37 | 12.24 | 0-1 | 0.0 |
| | 50 | 28 | 12.42 | 12.33 | 12.25 | 12.19 | 0 | 0.0 |
| | 50 | 56 | 12.52 | 12.42 | 12.33 | 12.25 | 0-1 | 0.0 |
| | 100 | 0 | 12.49 | 12.39 | 12.29 | 12.24 | | 0.0 |
| DFT-s-OFDM 16QAM | 1 | 1 | 12.53 | 12.42 | 12.31 | 12.24 | 0-1 | 0.0 |
| CP-OFDM QPSK | 1 | 1 | 12.43 | 12.39 | 12.42 | 12.24 | 0-1.5 | 0.0 |


© 2022 PCTEST.

## Table I-198
## NR Band n41 PC2 Measured $P_{limit}$ Antenna 4 - 30 MHz

| NR Band n41 30 MHz Bandwidth | | | | | | | | | |
|---|---|---|---|---|---|---|---|---|---|
| | | | Channel | | | | | MPR Allowed per 3GPP [dB] | MPR [dB] |
| Modulation | RB Size | RB Offset | 502200 (2511 MHz) | 510402 (2552.01 MHz) | 518598 (2592.99 MHz) | 526800 (2634 MHz) | 534996 (2674.98 MHz) | | |
| | | | Conducted Power [dBm] | | | | | | |
| DFT-s-OFDM π/2 BPSK | 1 | 1 | 12.56 | 12.53 | 12.44 | 12.35 | 12.32 | 0 | 0.0 |
| | 1 | 39 | 12.51 | 12.37 | 12.36 | 12.24 | 12.24 | | 0.0 |
| | 1 | 76 | 12.60 | 12.42 | 12.43 | 12.36 | 12.33 | | 0.0 |
| | 36 | 0 | 12.45 | 12.41 | 12.32 | 12.25 | 12.24 | 0-0.5 | 0.0 |
| | 36 | 21 | 12.46 | 12.37 | 12.35 | 12.23 | 12.23 | 0 | 0.0 |
| | 36 | 42 | 12.52 | 12.41 | 12.41 | 12.24 | 12.25 | 0-0.5 | 0.0 |
| | 75 | 0 | 12.50 | 12.39 | 12.38 | 12.30 | 12.27 | | 0.0 |
| DFT-s-OFDM QPSK | 1 | 1 | 12.58 | 12.52 | 12.47 | 12.40 | 12.32 | 0 | 0.0 |
| | 1 | 39 | 12.52 | 12.44 | 12.38 | 12.26 | 12.30 | | 0.0 |
| | 1 | 76 | 12.61 | 12.53 | 12.46 | 12.37 | 12.38 | | 0.0 |
| | 36 | 0 | 12.47 | 12.42 | 12.38 | 12.28 | 12.22 | 0-1 | 0.0 |
| | 36 | 21 | 12.45 | 12.35 | 12.33 | 12.25 | 12.20 | 0 | 0.0 |
| | 36 | 42 | 12.52 | 12.41 | 12.37 | 12.24 | 12.23 | 0-1 | 0.0 |
| | 75 | 0 | 12.52 | 12.38 | 12.41 | 12.29 | 12.26 | | 0.0 |
| DFT-s-OFDM 16QAM | 1 | 1 | 12.47 | 12.37 | 12.34 | 12.32 | 12.25 | 0-1 | 0.0 |
| CP-OFDM QPSK | 1 | 1 | 12.53 | 12.41 | 12.43 | 12.33 | 12.29 | 0-1.5 | 0.0 |

## Table I-199
## NR Band n41 PC2 Measured $P_{limit}$ Antenna 4 - 20 MHz

| NR Band n41 20 MHz Bandwidth | | | | | | | | | |
|---|---|---|---|---|---|---|---|---|---|
| | | | Channel | | | | | MPR Allowed per 3GPP [dB] | MPR [dB] |
| Modulation | RB Size | RB Offset | 501204 (2506.02 MHz) | 509898 (2549.49 MHz) | 518598 (2592.99 MHz) | 527298 (2636.49 MHz) | 535998 (2679.99 MHz) | | |
| | | | Conducted Power [dBm] | | | | | | |
| DFT-s-OFDM π/2 BPSK | 1 | 1 | 12.49 | 12.34 | 12.36 | 12.37 | 12.30 | 0 | 0.0 |
| | 1 | 26 | 12.43 | 12.29 | 12.31 | 12.28 | 12.26 | | 0.0 |
| | 1 | 49 | 12.48 | 12.34 | 12.38 | 12.31 | 12.28 | | 0.0 |
| | 25 | 0 | 12.47 | 12.28 | 12.34 | 12.33 | 12.25 | 0-0.5 | 0.0 |
| | 25 | 13 | 12.43 | 12.27 | 12.31 | 12.28 | 12.24 | 0 | 0.0 |
| | 25 | 26 | 12.45 | 12.30 | 12.34 | 12.28 | 12.28 | 0-0.5 | 0.0 |
| | 50 | 0 | 12.46 | 12.31 | 12.35 | 12.27 | 12.24 | | 0.0 |
| DFT-s-OFDM QPSK | 1 | 1 | 12.48 | 12.34 | 12.42 | 12.38 | 12.44 | 0 | 0.0 |
| | 1 | 26 | 12.43 | 12.29 | 12.33 | 12.25 | 12.31 | | 0.0 |
| | 1 | 49 | 12.44 | 12.38 | 12.39 | 12.34 | 12.36 | | 0.0 |
| | 25 | 0 | 12.41 | 12.31 | 12.34 | 12.28 | 12.23 | 0-1 | 0.0 |
| | 25 | 13 | 12.44 | 12.28 | 12.31 | 12.26 | 12.25 | 0 | 0.0 |
| | 25 | 26 | 12.48 | 12.34 | 12.35 | 12.30 | 12.28 | 0-1 | 0.0 |
| | 50 | 0 | 12.43 | 12.33 | 12.32 | 12.24 | 12.26 | | 0.0 |
| DFT-s-OFDM 16QAM | 1 | 1 | 12.42 | 12.34 | 12.30 | 12.33 | 12.25 | 0-1 | 0.0 |
| CP-OFDM QPSK | 1 | 1 | 12.35 | 12.33 | 12.36 | 12.27 | 12.24 | 0-1.5 | 0.0 |


© 2022 PCTEST.

## Table I-200
## NR Band n41 PC2 Measured $P_{limit}$ Antenna 3a - 90 MHz

| NR Band n41 90 MHz Bandwidth | | | | | | |
|---|---|---|---|---|---|---|
| | | | Channel | | MPR Allowed per 3GPP [dB] | MPR [dB] |
| Modulation | RB Size | RB Offset | 508200 (2541 MHz) | 528996 (2644.98 MHz) | | |
| | | | Conducted Power [dBm] | | | |
| DFT-s-OFDM π/2 BPSK | 1 | 1 | 11.70 | 11.86 | 0 | 0.0 |
| | 1 | 123 | 12.02 | 11.88 | | 0.0 |
| | 1 | 243 | 11.89 | 11.93 | | 0.0 |
| | 120 | 0 | 11.86 | 11.82 | 0-0.5 | 0.0 |
| | 120 | 63 | 11.89 | 11.77 | 0 | 0.0 |
| | 120 | 125 | 11.85 | 11.86 | 0-0.5 | 0.0 |
| | 243 | 0 | 11.86 | 11.84 | | 0.0 |
| DFT-s-OFDM QPSK | 1 | 1 | 11.74 | 11.91 | 0 | 0.0 |
| | 1 | 123 | 11.96 | 11.83 | | 0.0 |
| | 1 | 243 | 11.88 | 11.94 | | 0.0 |
| | 120 | 0 | 11.82 | 11.78 | 0-1 | 0.0 |
| | 120 | 63 | 11.90 | 11.82 | 0 | 0.0 |
| | 120 | 125 | 11.84 | 11.88 | 0-1 | 0.0 |
| | 243 | 0 | 11.89 | 11.81 | | 0.0 |
| DFT-s-OFDM 16QAM | 1 | 1 | 11.52 | 11.61 | 0-1 | 0.0 |
| CP-OFDM QPSK | 1 | 1 | 11.73 | 11.91 | 0-1.5 | 0.0 |

## Table I-201
## NR Band n41 PC2 Measured $P_{limit}$ Antenna 3a - 80 MHz

| NR Band n41 80 MHz Bandwidth | | | | | | |
|---|---|---|---|---|---|---|
| | | | Channel | | MPR Allowed per 3GPP [dB] | MPR [dB] |
| Modulation | RB Size | RB Offset | 507204 (2536.02 MHz) | 529998 (2649.99 MHz) | | |
| | | | Conducted Power [dBm] | | | |
| DFT-s-OFDM π/2 BPSK | 1 | 1 | 11.90 | 12.04 | 0 | 0.0 |
| | 1 | 109 | 12.18 | 12.01 | | 0.0 |
| | 1 | 215 | 12.03 | 12.07 | | 0.0 |
| | 108 | 0 | 12.05 | 11.97 | 0-0.5 | 0.0 |
| | 108 | 55 | 12.16 | 12.00 | 0 | 0.0 |
| | 108 | 109 | 12.14 | 12.04 | 0-0.5 | 0.0 |
| | 216 | 0 | 12.09 | 11.98 | | 0.0 |
| DFT-s-OFDM QPSK | 1 | 1 | 11.85 | 12.05 | 0 | 0.0 |
| | 1 | 109 | 12.08 | 11.99 | | 0.0 |
| | 1 | 215 | 11.99 | 12.06 | | 0.0 |
| | 108 | 0 | 12.04 | 11.98 | 0-1 | 0.0 |
| | 108 | 55 | 12.05 | 11.97 | 0 | 0.0 |
| | 108 | 109 | 12.13 | 12.06 | 0-1 | 0.0 |
| | 216 | 0 | 12.09 | 12.01 | | 0.0 |
| DFT-s-OFDM 16QAM | 1 | 1 | 11.61 | 11.76 | 0-1 | 0.0 |
| CP-OFDM QPSK | 1 | 1 | 11.80 | 11.97 | 0-1.5 | 0.0 |


© 2022 PCTEST.

## Table I-202
## NR Band n41 PC2 Measured $P_{limit}$ Antenna 3a - 60 MHz

| NR Band n41 60 MHz Bandwidth | | | | | | | |
|---|---|---|---|---|---|---|---|
| | | | Channel | | | MPR Allowed per 3GPP [dB] | MPR [dB] |
| Modulation | RB Size | RB Offset | 505200 (2526 MHz) | 518598 (2592.99 MHz) | 531996 (2659.98 MHz) | | |
| | | | Conducted Power [dBm] | | | | |
| DFT-s-OFDM π/2 BPSK | 1 | 1 | 11.61 | 11.68 | 11.63 | 0 | 0.0 |
| | 1 | 81 | 11.85 | 11.70 | 11.70 | | 0.0 |
| | 1 | 160 | 11.81 | 11.69 | 11.82 | | 0.0 |
| | 81 | 0 | 11.82 | 11.67 | 11.69 | 0-0.5 | 0.0 |
| | 81 | 41 | 11.86 | 11.75 | 11.75 | 0 | 0.0 |
| | 81 | 81 | 11.83 | 11.71 | 11.74 | 0-0.5 | 0.0 |
| | 162 | 0 | 11.82 | 11.72 | 11.72 | | 0.0 |
| DFT-s-OFDM QPSK | 1 | 1 | 11.60 | 11.68 | 11.70 | 0 | 0.0 |
| | 1 | 81 | 11.89 | 11.72 | 11.72 | | 0.0 |
| | 1 | 160 | 11.81 | 11.77 | 11.78 | | 0.0 |
| | 81 | 0 | 11.86 | 11.66 | 11.69 | 0-1 | 0.0 |
| | 81 | 41 | 11.87 | 11.74 | 11.70 | 0 | 0.0 |
| | 81 | 81 | 11.81 | 11.69 | 11.77 | 0-1 | 0.0 |
| | 162 | 0 | 11.82 | 11.74 | 11.73 | | 0.0 |
| DFT-s-OFDM 16QAM | 1 | 1 | 11.65 | 11.69 | 11.74 | 0-1 | 0.0 |
| CP-OFDM QPSK | 1 | 1 | 11.51 | 11.61 | 11.59 | 0-1.5 | 0.0 |

## Table I-203
## NR Band n41 PC2 Measured $P_{limit}$ Antenna 3a - 50 MHz

| NR Band n41 50 MHz Bandwidth | | | | | | | |
|---|---|---|---|---|---|---|---|
| | | | Channel | | | MPR Allowed per 3GPP [dB] | MPR [dB] |
| Modulation | RB Size | RB Offset | 504204 (2521.02 MHz) | 518598 (2592.99 MHz) | 532998 (2664.99 MHz) | | |
| | | | Conducted Power [dBm] | | | | |
| DFT-s-OFDM π/2 BPSK | 1 | 1 | 11.70 | 11.79 | 11.77 | 0 | 0.0 |
| | 1 | 67 | 11.93 | 11.65 | 11.69 | | 0.0 |
| | 1 | 131 | 11.87 | 11.77 | 11.82 | | 0.0 |
| | 64 | 0 | 11.73 | 11.66 | 11.69 | 0-0.5 | 0.0 |
| | 64 | 35 | 11.91 | 11.73 | 11.66 | 0 | 0.0 |
| | 64 | 69 | 11.90 | 11.69 | 11.76 | 0-0.5 | 0.0 |
| | 128 | 0 | 11.86 | 11.75 | 11.71 | | 0.0 |
| DFT-s-OFDM QPSK | 1 | 1 | 11.63 | 11.73 | 11.75 | 0 | 0.0 |
| | 1 | 67 | 11.96 | 11.74 | 11.78 | | 0.0 |
| | 1 | 131 | 11.99 | 11.80 | 11.81 | | 0.0 |
| | 64 | 0 | 11.76 | 11.66 | 11.67 | 0-1 | 0.0 |
| | 64 | 35 | 11.92 | 11.73 | 11.70 | 0 | 0.0 |
| | 64 | 69 | 11.87 | 11.69 | 11.73 | 0-1 | 0.0 |
| | 128 | 0 | 11.89 | 11.75 | 11.68 | | 0.0 |
| DFT-s-OFDM 16QAM | 1 | 1 | 11.66 | 11.71 | 11.77 | 0-1 | 0.0 |
| CP-OFDM QPSK | 1 | 1 | 11.55 | 11.57 | 11.65 | 0-1.5 | 0.0 |


© 2022 PCTEST.

## Table I-204
## NR Band n41 PC2 Measured $P_{limit}$ Antenna 3a - 40 MHz

| NR Band n41<br>40 MHz Bandwidth | | | | | | | | |
|---|---|---|---|---|---|---|---|---|
| | | | Channel | | | | MPR Allowed per 3GPP [dB] | MPR [dB] |
| Modulation | RB Size | RB Offset | 503202 (2516.01 MHz) | 513468 (2567.34 MHz) | 523734 (2618.67 MHz) | 534000 (2670 MHz) | | |
| | | | Conducted Power [dBm] | | | | | |
| DFT-s-OFDM π/2 BPSK | 1 | 1 | 11.80 | 12.04 | 11.83 | 11.87 | 0 | 0.0 |
| | 1 | 53 | 11.99 | 11.86 | 11.78 | 11.74 | | 0.0 |
| | 1 | 104 | 12.03 | 11.82 | 11.85 | 11.89 | | 0.0 |
| | 50 | 0 | 11.91 | 11.93 | 11.76 | 11.83 | 0-0.5 | 0.0 |
| | 50 | 28 | 12.00 | 11.79 | 11.65 | 11.70 | 0 | 0.0 |
| | 50 | 56 | 12.08 | 11.90 | 11.85 | 11.81 | 0-0.5 | 0.0 |
| | 100 | 0 | 11.93 | 11.89 | 11.77 | 11.79 | | 0.0 |
| DFT-s-OFDM QPSK | 1 | 1 | 11.85 | 12.10 | 11.90 | 11.92 | 0 | 0.0 |
| | 1 | 53 | 12.09 | 11.94 | 11.81 | 11.85 | | 0.0 |
| | 1 | 104 | 12.19 | 11.93 | 11.98 | 12.02 | | 0.0 |
| | 50 | 0 | 11.83 | 11.90 | 11.72 | 11.74 | 0-1 | 0.0 |
| | 50 | 28 | 12.11 | 11.86 | 11.72 | 11.72 | 0 | 0.0 |
| | 50 | 56 | 12.10 | 11.81 | 11.86 | 11.83 | 0-1 | 0.0 |
| | 100 | 0 | 11.93 | 11.93 | 11.74 | 11.75 | | 0.0 |
| DFT-s-OFDM 16QAM | 1 | 1 | 11.70 | 11.85 | 11.72 | 11.68 | 0-1 | 0.0 |
| CP-OFDM QPSK | 1 | 1 | 11.65 | 11.97 | 11.67 | 11.71 | 0-1.5 | 0.0 |

## Table I-205
## NR Band n41 PC2 Measured $P_{limit}$ Antenna 3a - 30 MHz

| NR Band n41<br>30 MHz Bandwidth | | | | | | | | | |
|---|---|---|---|---|---|---|---|---|---|
| | | | Channel | | | | | MPR Allowed per 3GPP [dB] | MPR [dB] |
| Modulation | RB Size | RB Offset | 502200 (2511 MHz) | 510402 (2552.01 MHz) | 518598 (2592.99 MHz) | 526800 (2634 MHz) | 534996 (2674.98 MHz) | | |
| | | | Conducted Power [dBm] | | | | | | |
| DFT-s-OFDM π/2 BPSK | 1 | 1 | 11.74 | 11.97 | 11.83 | 11.77 | 11.94 | 0 | 0.0 |
| | 1 | 39 | 11.86 | 11.78 | 11.68 | 11.66 | 11.88 | | 0.0 |
| | 1 | 76 | 12.07 | 11.87 | 11.79 | 11.79 | 12.04 | | 0.0 |
| | 36 | 0 | 11.82 | 11.89 | 11.68 | 11.68 | 11.77 | 0-0.5 | 0.0 |
| | 36 | 21 | 11.88 | 11.83 | 11.71 | 11.64 | 11.74 | 0 | 0.0 |
| | 36 | 42 | 12.02 | 11.90 | 11.77 | 11.72 | 11.82 | 0-0.5 | 0.0 |
| | 75 | 0 | 11.88 | 11.86 | 11.74 | 11.69 | 11.81 | | 0.0 |
| DFT-s-OFDM QPSK | 1 | 1 | 11.85 | 12.19 | 11.98 | 11.92 | 11.94 | 0 | 0.0 |
| | 1 | 39 | 12.05 | 11.99 | 11.82 | 11.73 | 11.88 | | 0.0 |
| | 1 | 76 | 12.23 | 12.03 | 11.91 | 11.94 | 12.05 | | 0.0 |
| | 36 | 0 | 11.72 | 11.95 | 11.71 | 11.67 | 11.75 | 0-1 | 0.0 |
| | 36 | 21 | 11.83 | 11.83 | 11.68 | 11.64 | 11.81 | 0 | 0.0 |
| | 36 | 42 | 12.03 | 11.92 | 11.78 | 11.71 | 11.83 | 0-1 | 0.0 |
| | 75 | 0 | 11.88 | 11.89 | 11.76 | 11.66 | 11.81 | | 0.0 |
| DFT-s-OFDM 16QAM | 1 | 1 | 11.80 | 12.15 | 11.86 | 11.84 | 11.98 | 0-1 | 0.0 |
| CP-OFDM QPSK | 1 | 1 | 11.70 | 11.88 | 11.68 | 11.84 | 11.93 | 0-1.5 | 0.0 |


© 2022 PCTEST.

## Table I-206
## NR Band n41 PC2 Measured $P_{limit}$ Antenna 3a - 20 MHz

| NR Band n41 20 MHz Bandwidth | | | | | | | | | |
|---|---|---|---|---|---|---|---|---|---|
| | | | Channel | | | | | MPR Allowed per 3GPP [dB] | MPR [dB] |
| Modulation | RB Size | RB Offset | 501204 (2506.02 MHz) | 509898 (2549.49 MHz) | 518598 (2592.99 MHz) | 527298 (2636.49 MHz) | 535998 (2679.99 MHz) | | |
| | | | Conducted Power [dBm] | | | | | | |
| DFT-s-OFDM π/2 BPSK | 1 | 1 | 11.74 | 12.06 | 11.99 | 12.03 | 11.97 | 0 | 0.0 |
| | 1 | 26 | 11.86 | 11.92 | 11.92 | 11.94 | 11.93 | | 0.0 |
| | 1 | 49 | 12.02 | 12.01 | 12.02 | 11.98 | 11.97 | | 0.0 |
| | 25 | 0 | 11.74 | 12.00 | 11.97 | 12.01 | 11.88 | 0-0.5 | 0.0 |
| | 25 | 13 | 11.89 | 11.95 | 11.92 | 11.94 | 11.95 | 0 | 0.0 |
| | 25 | 26 | 11.87 | 11.91 | 11.93 | 11.91 | 11.87 | 0-0.5 | 0.0 |
| | 50 | 0 | 11.83 | 11.99 | 11.92 | 11.93 | 11.90 | | 0.0 |
| DFT-s-OFDM QPSK | 1 | 1 | 11.72 | 11.97 | 11.96 | 12.02 | 11.98 | 0 | 0.0 |
| | 1 | 26 | 11.85 | 11.92 | 11.90 | 11.93 | 11.90 | | 0.0 |
| | 1 | 49 | 12.04 | 11.87 | 11.98 | 11.95 | 11.93 | | 0.0 |
| | 25 | 0 | 11.74 | 12.04 | 11.96 | 11.92 | 11.90 | 0-1 | 0.0 |
| | 25 | 13 | 11.85 | 11.98 | 11.90 | 11.93 | 11.92 | 0 | 0.0 |
| | 25 | 26 | 11.89 | 11.93 | 11.99 | 11.94 | 11.87 | 0-1 | 0.0 |
| | 50 | 0 | 11.87 | 11.97 | 11.91 | 11.95 | 11.85 | | 0.0 |
| DFT-s-OFDM 16QAM | 1 | 1 | 11.85 | 12.08 | 12.04 | 12.07 | 11.98 | 0-1 | 0.0 |
| CP-OFDM QPSK | 1 | 1 | 11.58 | 11.98 | 12.01 | 12.03 | 11.97 | 0-1.5 | 0.0 |

## Table I-207
## NR Band n41 PC2 Measured $P_{limit}$ Antenna 2a - 90 MHz

| NR Band n41 90 MHz Bandwidth | | | | | | |
|---|---|---|---|---|---|---|
| | | | Channel | | MPR Allowed per 3GPP [dB] | MPR [dB] |
| Modulation | RB Size | RB Offset | 508200 (2541 MHz) | 528996 (2644.98 MHz) | | |
| | | | Conducted Power [dBm] | | | |
| DFT-s-OFDM π/2 BPSK | 1 | 1 | 12.48 | 12.45 | 0 | 0.0 |
| | 1 | 123 | 12.30 | 12.34 | | 0.0 |
| | 1 | 243 | 12.38 | 12.40 | | 0.0 |
| | 120 | 0 | 12.29 | 12.31 | 0-0.5 | 0.0 |
| | 120 | 63 | 12.23 | 12.33 | 0 | 0.0 |
| | 120 | 125 | 12.28 | 12.32 | 0-0.5 | 0.0 |
| | 243 | 0 | 12.24 | 12.34 | | 0.0 |
| DFT-s-OFDM QPSK | 1 | 1 | 12.49 | 12.48 | 0 | 0.0 |
| | 1 | 123 | 12.28 | 12.39 | | 0.0 |
| | 1 | 243 | 12.31 | 12.42 | | 0.0 |
| | 120 | 0 | 12.32 | 12.35 | 0-1 | 0.0 |
| | 120 | 63 | 12.21 | 12.29 | 0 | 0.0 |
| | 120 | 125 | 12.25 | 12.30 | 0-1 | 0.0 |
| | 243 | 0 | 12.23 | 12.28 | | 0.0 |
| DFT-s-OFDM 16QAM | 1 | 1 | 12.46 | 12.46 | 0-1 | 0.0 |
| CP-OFDM QPSK | 1 | 1 | 12.41 | 12.38 | 0-1.5 | 0.0 |


© 2022 PCTEST.

## Table I-208
## NR Band n41 PC2 Measured $P_{limit}$ Antenna 2a - 80 MHz

| NR Band n41<br>80 MHz Bandwidth | | | | | | |
|---|---|---|---|---|---|---|
| | | | Channel | | MPR Allowed per 3GPP [dB] | MPR [dB] |
| Modulation | RB Size | RB Offset | 507204 (2536.02 MHz) | 529998 (2649.99 MHz) | | |
| | | | Conducted Power [dBm] | | | |
| DFT-s-OFDM π/2 BPSK | 1 | 1 | 12.37 | 12.30 | 0 | 0.0 |
| | 1 | 109 | 12.23 | 12.23 | | 0.0 |
| | 1 | 215 | 12.21 | 12.26 | | 0.0 |
| | 108 | 0 | 12.19 | 12.21 | 0-0.5 | 0.0 |
| | 108 | 55 | 12.03 | 12.19 | 0 | 0.0 |
| | 108 | 109 | 12.13 | 12.16 | 0-0.5 | 0.0 |
| | 216 | 0 | 12.10 | 12.20 | | 0.0 |
| DFT-s-OFDM QPSK | 1 | 1 | 12.41 | 12.28 | 0 | 0.0 |
| | 1 | 109 | 12.28 | 12.27 | | 0.0 |
| | 1 | 215 | 12.22 | 12.31 | | 0.0 |
| | 108 | 0 | 12.15 | 12.22 | 0-1 | 0.0 |
| | 108 | 55 | 12.07 | 12.19 | 0 | 0.0 |
| | 108 | 109 | 12.10 | 12.15 | 0-1 | 0.0 |
| | 216 | 0 | 12.08 | 12.21 | | 0.0 |
| DFT-s-OFDM 16QAM | 1 | 1 | 12.35 | 12.27 | 0-1 | 0.0 |
| CP-OFDM QPSK | 1 | 1 | 12.28 | 12.17 | 0-1.5 | 0.0 |

## Table I-209
## NR Band n41 PC2 Measured $P_{limit}$ Antenna 2a - 60 MHz

| NR Band n41<br>60 MHz Bandwidth | | | | | | | |
|---|---|---|---|---|---|---|---|
| | | | Channel | | | MPR Allowed per 3GPP [dB] | MPR [dB] |
| Modulation | RB Size | RB Offset | 505200 (2526 MHz) | 518598 (2592.99 MHz) | 531996 (2659.98 MHz) | | |
| | | | Conducted Power [dBm] | | | | |
| DFT-s-OFDM π/2 BPSK | 1 | 1 | 12.29 | 12.30 | 12.38 | 0 | 0.0 |
| | 1 | 81 | 12.20 | 12.31 | 12.24 | | 0.0 |
| | 1 | 160 | 12.28 | 12.35 | 12.37 | | 0.0 |
| | 81 | 0 | 12.16 | 12.29 | 12.28 | 0-0.5 | 0.0 |
| | 81 | 41 | 12.18 | 12.28 | 12.24 | 0 | 0.0 |
| | 81 | 81 | 12.22 | 12.35 | 12.33 | 0-0.5 | 0.0 |
| | 162 | 0 | 12.18 | 12.26 | 12.21 | | 0.0 |
| DFT-s-OFDM QPSK | 1 | 1 | 12.36 | 12.33 | 12.39 | 0 | 0.0 |
| | 1 | 81 | 12.24 | 12.43 | 12.37 | | 0.0 |
| | 1 | 160 | 12.38 | 12.41 | 12.46 | | 0.0 |
| | 81 | 0 | 12.19 | 12.28 | 12.27 | 0-1 | 0.0 |
| | 81 | 41 | 12.14 | 12.32 | 12.22 | 0 | 0.0 |
| | 81 | 81 | 12.18 | 12.35 | 12.30 | 0-1 | 0.0 |
| | 162 | 0 | 12.21 | 12.22 | 12.22 | | 0.0 |
| DFT-s-OFDM 16QAM | 1 | 1 | 12.29 | 12.34 | 12.28 | 0-1 | 0.0 |
| CP-OFDM QPSK | 1 | 1 | 12.21 | 12.32 | 12.16 | 0-1.5 | 0.0 |


© 2022 PCTEST.

## Table I-210
## NR Band n41 PC2 Measured $P_{limit}$ Antenna 2a - 50 MHz

| NR Band n41<br>50 MHz Bandwidth | | | | | | | |
|---|---|---|---|---|---|---|---|
| | | | Channel | | | MPR Allowed per 3GPP [dB] | MPR [dB] |
| Modulation | RB Size | RB Offset | 504204 (2521.02 MHz) | 518598 (2592.99 MHz) | 532998 (2664.99 MHz) | | |
| | | | Conducted Power [dBm] | | | | |
| DFT-s-OFDM π/2 BPSK | 1 | 1 | 12.35 | 12.35 | 12.38 | 0 | 0.0 |
| | 1 | 67 | 12.21 | 12.42 | 12.28 | | 0.0 |
| | 1 | 131 | 12.26 | 12.33 | 12.43 | | 0.0 |
| | 64 | 0 | 12.22 | 12.26 | 12.25 | 0-0.5 | 0.0 |
| | 64 | 35 | 12.17 | 12.29 | 12.22 | 0 | 0.0 |
| | 64 | 69 | 12.19 | 12.32 | 12.35 | 0-0.5 | 0.0 |
| | 128 | 0 | 12.22 | 12.22 | 12.21 | | 0.0 |
| DFT-s-OFDM QPSK | 1 | 1 | 12.31 | 12.38 | 12.35 | 0 | 0.0 |
| | 1 | 67 | 12.21 | 12.32 | 12.23 | | 0.0 |
| | 1 | 131 | 12.27 | 12.40 | 12.41 | | 0.0 |
| | 64 | 0 | 12.16 | 12.28 | 12.29 | 0-1 | 0.0 |
| | 64 | 35 | 12.18 | 12.37 | 12.29 | 0 | 0.0 |
| | 64 | 69 | 12.20 | 12.36 | 12.33 | 0-1 | 0.0 |
| | 128 | 0 | 12.14 | 12.21 | 12.28 | | 0.0 |
| DFT-s-OFDM 16QAM | 1 | 1 | 12.32 | 12.35 | 12.34 | 0-1 | 0.0 |
| CP-OFDM QPSK | 1 | 1 | 12.36 | 12.37 | 12.37 | 0-1.5 | 0.0 |

## Table I-211
## NR Band n41 PC2 Measured $P_{limit}$ Antenna 2a - 40 MHz

| NR Band n41<br>40 MHz Bandwidth | | | | | | | | |
|---|---|---|---|---|---|---|---|---|
| | | | Channel | | | | MPR Allowed per 3GPP [dB] | MPR [dB] |
| Modulation | RB Size | RB Offset | 503202 (2516.01 MHz) | 513468 (2567.34 MHz) | 523734 (2618.67 MHz) | 534000 (2670 MHz) | | |
| | | | Conducted Power [dBm] | | | | | |
| DFT-s-OFDM π/2 BPSK | 1 | 1 | 12.48 | 12.41 | 12.43 | 12.41 | 0 | 0.0 |
| | 1 | 53 | 12.23 | 12.24 | 12.36 | 12.28 | | 0.0 |
| | 1 | 104 | 12.41 | 12.36 | 12.45 | 12.39 | | 0.0 |
| | 50 | 0 | 12.28 | 12.25 | 12.34 | 12.22 | 0-0.5 | 0.0 |
| | 50 | 28 | 12.26 | 12.21 | 12.31 | 12.26 | 0 | 0.0 |
| | 50 | 56 | 12.29 | 12.28 | 12.35 | 12.31 | 0-0.5 | 0.0 |
| | 100 | 0 | 12.31 | 12.26 | 12.39 | 12.31 | | 0.0 |
| DFT-s-OFDM QPSK | 1 | 1 | 12.47 | 12.32 | 12.45 | 12.41 | 0 | 0.0 |
| | 1 | 53 | 12.30 | 12.25 | 12.25 | 12.31 | | 0.0 |
| | 1 | 104 | 12.43 | 12.45 | 12.39 | 12.43 | | 0.0 |
| | 50 | 0 | 12.32 | 12.21 | 12.36 | 12.24 | 0-1 | 0.0 |
| | 50 | 28 | 12.25 | 12.23 | 12.25 | 12.29 | 0 | 0.0 |
| | 50 | 56 | 12.33 | 12.30 | 12.36 | 12.28 | 0-1 | 0.0 |
| | 100 | 0 | 12.31 | 12.26 | 12.37 | 12.32 | | 0.0 |
| DFT-s-OFDM 16QAM | 1 | 1 | 12.48 | 12.46 | 12.44 | 12.47 | 0-1 | 0.0 |
| CP-OFDM QPSK | 1 | 1 | 12.42 | 12.36 | 12.38 | 12.34 | 0-1.5 | 0.0 |


© 2022 PCTEST.

## Table I-212
## NR Band n41 PC2 Measured $P_{limit}$ Antenna 2a - 30 MHz

| NR Band n41 30 MHz Bandwidth | | | | | | | | | |
|---|---|---|---|---|---|---|---|---|---|
| | | | Channel | | | | | MPR Allowed per 3GPP [dB] | MPR [dB] |
| Modulation | RB Size | RB Offset | 502200 (2511 MHz) | 510402 (2552.01 MHz) | 518598 (2592.99 MHz) | 526800 (2634 MHz) | 534996 (2674.98 MHz) | | |
| | | | Conducted Power [dBm] | | | | | | |
| DFT-s-OFDM π/2 BPSK | 1 | 1 | 12.51 | 12.27 | 12.29 | 12.31 | 12.27 | 0 | 0.0 |
| | 1 | 39 | 12.27 | 12.34 | 12.26 | 12.19 | 12.22 | | 0.0 |
| | 1 | 76 | 12.41 | 12.37 | 12.34 | 12.33 | 12.42 | | 0.0 |
| | 36 | 0 | 12.31 | 12.25 | 12.28 | 12.28 | 12.23 | 0-0.5 | 0.0 |
| | 36 | 21 | 12.22 | 12.22 | 12.24 | 12.25 | 12.25 | 0 | 0.0 |
| | 36 | 42 | 12.32 | 12.26 | 12.25 | 12.33 | 12.26 | 0-0.5 | 0.0 |
| | 75 | 0 | 12.30 | 12.19 | 12.28 | 12.31 | 12.31 | | 0.0 |
| DFT-s-OFDM QPSK | 1 | 1 | 12.45 | 12.26 | 12.40 | 12.37 | 12.39 | 0 | 0.0 |
| | 1 | 39 | 12.19 | 12.23 | 12.31 | 12.28 | 12.34 | | 0.0 |
| | 1 | 76 | 12.34 | 12.32 | 12.41 | 12.41 | 12.46 | | 0.0 |
| | 36 | 0 | 12.28 | 12.18 | 12.20 | 12.22 | 12.24 | 0-1 | 0.0 |
| | 36 | 21 | 12.21 | 12.25 | 12.25 | 12.24 | 12.23 | 0 | 0.0 |
| | 36 | 42 | 12.28 | 12.24 | 12.31 | 12.31 | 12.33 | 0-1 | 0.0 |
| | 75 | 0 | 12.24 | 12.16 | 12.33 | 12.28 | 12.28 | | 0.0 |
| DFT-s-OFDM 16QAM | 1 | 1 | 12.49 | 12.27 | 12.38 | 12.41 | 12.31 | 0-1 | 0.0 |
| CP-OFDM QPSK | 1 | 1 | 12.43 | 12.32 | 12.27 | 12.27 | 12.33 | 0-1.5 | 0.0 |

## Table I-213
## NR Band n41 PC2 Measured $P_{limit}$ Antenna 2a - 20 MHz

| NR Band n41 20 MHz Bandwidth | | | | | | | | | |
|---|---|---|---|---|---|---|---|---|---|
| | | | Channel | | | | | MPR Allowed per 3GPP [dB] | MPR [dB] |
| Modulation | RB Size | RB Offset | 501204 (2506.02 MHz) | 509898 (2549.49 MHz) | 518598 (2592.99 MHz) | 527298 (2636.49 MHz) | 535998 (2679.99 MHz) | | |
| | | | Conducted Power [dBm] | | | | | | |
| DFT-s-OFDM π/2 BPSK | 1 | 1 | 12.35 | 12.15 | 12.36 | 12.42 | 12.32 | 0 | 0.0 |
| | 1 | 26 | 12.24 | 12.13 | 12.25 | 12.24 | 12.23 | | 0.0 |
| | 1 | 49 | 12.23 | 12.22 | 12.34 | 12.32 | 12.36 | | 0.0 |
| | 25 | 0 | 12.31 | 12.17 | 12.29 | 12.35 | 12.31 | 0-0.5 | 0.0 |
| | 25 | 13 | 12.27 | 12.16 | 12.31 | 12.29 | 12.27 | 0 | 0.0 |
| | 25 | 26 | 12.22 | 12.12 | 12.34 | 12.38 | 12.32 | 0-0.5 | 0.0 |
| | 50 | 0 | 12.23 | 12.18 | 12.28 | 12.27 | 12.34 | | 0.0 |
| DFT-s-OFDM QPSK | 1 | 1 | 12.38 | 12.23 | 12.35 | 12.43 | 12.42 | 0 | 0.0 |
| | 1 | 26 | 12.20 | 12.12 | 12.31 | 12.34 | 12.28 | | 0.0 |
| | 1 | 49 | 12.23 | 12.21 | 12.41 | 12.36 | 12.37 | | 0.0 |
| | 25 | 0 | 12.29 | 12.12 | 12.33 | 12.35 | 12.32 | 0-1 | 0.0 |
| | 25 | 13 | 12.22 | 12.14 | 12.28 | 12.25 | 12.28 | 0 | 0.0 |
| | 25 | 26 | 12.22 | 12.18 | 12.31 | 12.30 | 12.32 | 0-1 | 0.0 |
| | 50 | 0 | 12.22 | 12.15 | 12.32 | 12.28 | 12.31 | | 0.0 |
| DFT-s-OFDM 16QAM | 1 | 1 | 12.49 | 12.34 | 12.45 | 12.48 | 12.49 | 0-1 | 0.0 |
| CP-OFDM QPSK | 1 | 1 | 12.41 | 12.20 | 12.33 | 12.31 | 12.31 | 0-1.5 | 0.0 |


© 2022 PCTEST.

## Table I-214
## NR Band n41 PC2 Measured $P_{limit}$ Antenna 1a - 90 MHz

| NR Band n41 90 MHz Bandwidth | | | | | | |
|---|---|---|---|---|---|---|
| | | | Channel | | MPR Allowed per 3GPP [dB] | MPR [dB] |
| Modulation | RB Size | RB Offset | 508200 (2541 MHz) | 528996 (2644.98 MHz) | | |
| | | | Conducted Power [dBm] | | | |
| DFT-s-OFDM π/2 BPSK | 1 | 1 | 12.91 | 13.33 | 0 | 0.0 |
| | 1 | 123 | 13.35 | 13.26 | | 0.0 |
| | 1 | 243 | 13.26 | 13.24 | | 0.0 |
| | 120 | 0 | 13.15 | 13.17 | 0-0.5 | 0.0 |
| | 120 | 63 | 13.29 | 13.19 | 0 | 0.0 |
| | 120 | 125 | 13.26 | 13.22 | 0-0.5 | 0.0 |
| | 243 | 0 | 13.25 | 13.17 | | 0.0 |
| DFT-s-OFDM QPSK | 1 | 1 | 12.96 | 13.30 | 0 | 0.0 |
| | 1 | 123 | 13.34 | 13.32 | | 0.0 |
| | 1 | 243 | 13.31 | 13.35 | | 0.0 |
| | 120 | 0 | 13.18 | 13.22 | 0-1 | 0.0 |
| | 120 | 63 | 13.26 | 13.25 | 0 | 0.0 |
| | 120 | 125 | 13.29 | 13.24 | 0-1 | 0.0 |
| | 243 | 0 | 13.25 | 13.19 | | 0.0 |
| DFT-s-OFDM 16QAM | 1 | 1 | 13.10 | 13.69 | 0-1 | 0.0 |
| CP-OFDM QPSK | 1 | 1 | 12.81 | 13.39 | 0-1.5 | 0.0 |

## Table I-215
## NR Band n41 PC2 Measured $P_{limit}$ Antenna 1a - 80 MHz

| NR Band n41 80 MHz Bandwidth | | | | | | |
|---|---|---|---|---|---|---|
| | | | Channel | | MPR Allowed per 3GPP [dB] | MPR [dB] |
| Modulation | RB Size | RB Offset | 507204 (2536.02 MHz) | 529998 (2649.99 MHz) | | |
| | | | Conducted Power [dBm] | | | |
| DFT-s-OFDM π/2 BPSK | 1 | 1 | 12.85 | 13.23 | 0 | 0.0 |
| | 1 | 109 | 13.26 | 13.19 | | 0.0 |
| | 1 | 215 | 13.22 | 13.21 | | 0.0 |
| | 108 | 0 | 13.13 | 13.26 | 0-0.5 | 0.0 |
| | 108 | 55 | 13.21 | 13.15 | 0 | 0.0 |
| | 108 | 109 | 13.22 | 13.17 | 0-0.5 | 0.0 |
| | 216 | 0 | 13.16 | 13.16 | | 0.0 |
| DFT-s-OFDM QPSK | 1 | 1 | 12.85 | 13.26 | 0 | 0.0 |
| | 1 | 109 | 13.32 | 13.29 | | 0.0 |
| | 1 | 215 | 13.22 | 13.18 | | 0.0 |
| | 108 | 0 | 13.14 | 13.14 | 0-1 | 0.0 |
| | 108 | 55 | 13.29 | 13.15 | 0 | 0.0 |
| | 108 | 109 | 13.25 | 13.19 | 0-1 | 0.0 |
| | 216 | 0 | 13.22 | 13.21 | | 0.0 |
| DFT-s-OFDM 16QAM | 1 | 1 | 13.02 | 13.55 | 0-1 | 0.0 |
| CP-OFDM QPSK | 1 | 1 | 12.72 | 13.18 | 0-1.5 | 0.0 |


© 2022 PCTEST.

## Table I-216
## NR Band n41 PC2 Measured $P_{limit}$ Antenna 1a - 60 MHz

| NR Band n41 60 MHz Bandwidth | | | | | | | |
|---|---|---|---|---|---|---|---|
| | | | Channel | | | MPR Allowed per 3GPP [dB] | MPR [dB] |
| Modulation | RB Size | RB Offset | 505200 (2526 MHz) | 518598 (2592.99 MHz) | 531996 (2659.98 MHz) | | |
| | | | Conducted Power [dBm] | | | | |
| DFT-s-OFDM π/2 BPSK | 1 | 1 | 12.95 | 13.26 | 13.33 | 0 | 0.0 |
| | 1 | 81 | 13.17 | 13.31 | 13.36 | | 0.0 |
| | 1 | 160 | 13.15 | 13.43 | 13.47 | | 0.0 |
| | 81 | 0 | 12.95 | 13.20 | 13.24 | 0-0.5 | 0.0 |
| | 81 | 41 | 13.20 | 13.25 | 13.30 | 0 | 0.0 |
| | 81 | 81 | 13.19 | 13.36 | 13.35 | 0-0.5 | 0.0 |
| | 162 | 0 | 13.10 | 13.27 | 13.22 | | 0.0 |
| DFT-s-OFDM QPSK | 1 | 1 | 12.97 | 13.33 | 13.36 | 0 | 0.0 |
| | 1 | 81 | 13.43 | 13.28 | 13.28 | | 0.0 |
| | 1 | 160 | 13.52 | 13.48 | 13.46 | | 0.0 |
| | 81 | 0 | 13.15 | 13.24 | 13.35 | 0-1 | 0.0 |
| | 81 | 41 | 13.32 | 13.33 | 13.29 | 0 | 0.0 |
| | 81 | 81 | 13.41 | 13.29 | 13.33 | 0-1 | 0.0 |
| | 162 | 0 | 13.15 | 13.30 | 13.34 | | 0.0 |
| DFT-s-OFDM 16QAM | 1 | 1 | 12.92 | 13.34 | 13.41 | 0-1 | 0.0 |
| CP-OFDM QPSK | 1 | 1 | 12.89 | 13.26 | 13.40 | 0-1.5 | 0.0 |

## Table I-217
## NR Band n41 PC2 Measured $P_{limit}$ Antenna 1a - 50 MHz

| NR Band n41 50 MHz Bandwidth | | | | | | | |
|---|---|---|---|---|---|---|---|
| | | | Channel | | | MPR Allowed per 3GPP [dB] | MPR [dB] |
| Modulation | RB Size | RB Offset | 504204 (2521.02 MHz) | 518598 (2592.99 MHz) | 532998 (2664.99 MHz) | | |
| | | | Conducted Power [dBm] | | | | |
| DFT-s-OFDM π/2 BPSK | 1 | 1 | 12.81 | 13.35 | 13.38 | 0 | 0.0 |
| | 1 | 67 | 13.34 | 13.29 | 13.28 | | 0.0 |
| | 1 | 131 | 13.44 | 13.44 | 13.40 | | 0.0 |
| | 64 | 0 | 13.00 | 13.30 | 13.33 | 0-0.5 | 0.0 |
| | 64 | 35 | 13.23 | 13.23 | 13.29 | 0 | 0.0 |
| | 64 | 69 | 13.34 | 13.29 | 13.34 | 0-0.5 | 0.0 |
| | 128 | 0 | 13.16 | 13.29 | 13.32 | | 0.0 |
| DFT-s-OFDM QPSK | 1 | 1 | 12.81 | 13.36 | 13.40 | 0 | 0.0 |
| | 1 | 67 | 13.31 | 13.34 | 13.34 | | 0.0 |
| | 1 | 131 | 13.48 | 13.47 | 13.41 | | 0.0 |
| | 64 | 0 | 12.97 | 13.30 | 13.32 | 0-1 | 0.0 |
| | 64 | 35 | 13.23 | 13.28 | 13.28 | 0 | 0.0 |
| | 64 | 69 | 13.34 | 13.25 | 13.33 | 0-1 | 0.0 |
| | 128 | 0 | 13.22 | 13.29 | 13.31 | | 0.0 |
| DFT-s-OFDM 16QAM | 1 | 1 | 12.88 | 13.41 | 13.52 | 0-1 | 0.0 |
| CP-OFDM QPSK | 1 | 1 | 12.81 | 13.31 | 13.39 | 0-1.5 | 0.0 |


© 2022 PCTEST.

## Table I-218
## NR Band n41 PC2 Measured $P_{limit}$ Antenna 1a - 40 MHz

| NR Band n41<br>40 MHz Bandwidth | | | | | | | | |
|---|---|---|---|---|---|---|---|---|
| | | | Channel | | | | MPR Allowed per 3GPP [dB] | MPR [dB] |
| Modulation | RB Size | RB Offset | 503202 (2516.01 MHz) | 513468 (2567.34 MHz) | 523734 (2618.67 MHz) | 534000 (2670 MHz) | | |
| | | | Conducted Power [dBm] | | | | | |
| DFT-s-OFDM π/2 BPSK | 1 | 1 | 13.00 | 13.55 | 13.33 | 13.37 | 0 | 0.0 |
| | 1 | 53 | 13.24 | 13.34 | 13.26 | 13.21 | | 0.0 |
| | 1 | 104 | 13.45 | 13.34 | 13.28 | 13.40 | | 0.0 |
| | 50 | 0 | 13.14 | 13.30 | 13.26 | 13.23 | 0-0.5 | 0.0 |
| | 50 | 28 | 13.25 | 13.24 | 13.32 | 13.22 | 0 | 0.0 |
| | 50 | 56 | 13.47 | 13.29 | 13.29 | 13.22 | 0-0.5 | 0.0 |
| | 100 | 0 | 13.26 | 13.27 | 13.33 | 13.28 | | 0.0 |
| DFT-s-OFDM QPSK | 1 | 1 | 13.00 | 13.40 | 13.44 | 13.29 | 0 | 0.0 |
| | 1 | 53 | 13.34 | 13.41 | 13.29 | 13.28 | | 0.0 |
| | 1 | 104 | 13.49 | 13.35 | 13.37 | 13.41 | | 0.0 |
| | 50 | 0 | 13.12 | 13.27 | 13.29 | 13.23 | 0-1 | 0.0 |
| | 50 | 28 | 13.25 | 13.27 | 13.24 | 13.17 | 0 | 0.0 |
| | 50 | 56 | 13.45 | 13.34 | 13.36 | 13.32 | 0-1 | 0.0 |
| | 100 | 0 | 13.24 | 13.31 | 13.37 | 13.22 | | 0.0 |
| DFT-s-OFDM 16QAM | 1 | 1 | 13.05 | 13.58 | 13.46 | 13.37 | 0-1 | 0.0 |
| CP-OFDM QPSK | 1 | 1 | 13.09 | 13.44 | 13.38 | 13.31 | 0-1.5 | 0.0 |

## Table I-219
## NR Band n41 PC2 Measured $P_{limit}$ Antenna 1a - 30 MHz

| NR Band n41<br>30 MHz Bandwidth | | | | | | | | | |
|---|---|---|---|---|---|---|---|---|---|
| | | | Channel | | | | | MPR Allowed per 3GPP [dB] | MPR [dB] |
| Modulation | RB Size | RB Offset | 502200 (2511 MHz) | 510402 (2552.01 MHz) | 518598 (2592.99 MHz) | 526800 (2634 MHz) | 534996 (2674.98 MHz) | | |
| | | | Conducted Power [dBm] | | | | | | |
| DFT-s-OFDM π/2 BPSK | 1 | 1 | 12.91 | 13.36 | 13.33 | 13.48 | 13.36 | 0 | 0.0 |
| | 1 | 39 | 13.22 | 13.38 | 13.24 | 13.26 | 13.28 | | 0.0 |
| | 1 | 76 | 13.49 | 13.41 | 13.43 | 13.42 | 13.49 | | 0.0 |
| | 36 | 0 | 13.01 | 13.34 | 13.23 | 13.31 | 13.22 | 0-0.5 | 0.0 |
| | 36 | 21 | 13.24 | 13.27 | 13.11 | 13.26 | 13.20 | 0 | 0.0 |
| | 36 | 42 | 13.28 | 13.30 | 13.23 | 13.34 | 13.26 | 0-0.5 | 0.0 |
| | 75 | 0 | 13.19 | 13.27 | 13.16 | 13.27 | 13.23 | | 0.0 |
| DFT-s-OFDM QPSK | 1 | 1 | 12.91 | 13.48 | 13.32 | 13.39 | 13.32 | 0 | 0.0 |
| | 1 | 39 | 13.23 | 13.29 | 13.22 | 13.35 | 13.21 | | 0.0 |
| | 1 | 76 | 13.54 | 13.44 | 13.35 | 13.31 | 13.38 | | 0.0 |
| | 36 | 0 | 12.94 | 13.35 | 13.23 | 13.30 | 13.21 | 0-1 | 0.0 |
| | 36 | 21 | 13.21 | 13.26 | 13.16 | 13.33 | 13.23 | 0 | 0.0 |
| | 36 | 42 | 13.25 | 13.25 | 13.24 | 13.22 | 13.26 | 0-1 | 0.0 |
| | 75 | 0 | 13.19 | 13.30 | 13.23 | 13.31 | 13.25 | | 0.0 |
| DFT-s-OFDM 16QAM | 1 | 1 | 12.92 | 13.56 | 13.46 | 13.48 | 13.46 | 0-1 | 0.0 |
| CP-OFDM QPSK | 1 | 1 | 12.99 | 13.49 | 13.29 | 13.22 | 13.36 | 0-1.5 | 0.0 |


© 2022 PCTEST.

**Table I-220**
**NR Band n41 PC2 Measured $P_{limit}$ Antenna 1a - 20 MHz**

| NR Band n41 20 MHz Bandwidth | | | | | | | | | |
|---|---|---|---|---|---|---|---|---|---|
| | | | Channel | | | | | MPR Allowed per 3GPP [dB] | MPR [dB] |
| Modulation | RB Size | RB Offset | 501204 (2506.02 MHz) | 509898 (2549.49 MHz) | 518598 (2592.99 MHz) | 527298 (2636.49 MHz) | 535998 (2679.99 MHz) | | |
| | | | Conducted Power [dBm] | | | | | | |
| DFT-s-OFDM π/2 BPSK | 1 | 1 | 12.90 | 13.13 | 13.33 | 13.17 | 13.24 | 0 | 0.0 |
| | 1 | 26 | 12.95 | 13.14 | 13.23 | 13.15 | 13.08 | | 0.0 |
| | 1 | 49 | 13.18 | 13.09 | 13.33 | 13.28 | 13.13 | | 0.0 |
| | 25 | 0 | 12.83 | 13.11 | 13.19 | 13.29 | 13.14 | 0-0.5 | 0.0 |
| | 25 | 13 | 13.01 | 13.13 | 13.16 | 13.18 | 13.18 | 0 | 0.0 |
| | 25 | 26 | 13.04 | 13.12 | 13.22 | 13.21 | 13.17 | 0-0.5 | 0.0 |
| | 50 | 0 | 12.97 | 13.11 | 13.15 | 13.16 | 13.17 | | 0.0 |
| DFT-s-OFDM QPSK | 1 | 1 | 12.80 | 13.14 | 13.24 | 13.26 | 13.16 | 0 | 0.0 |
| | 1 | 26 | 12.95 | 13.04 | 13.17 | 13.13 | 13.12 | | 0.0 |
| | 1 | 49 | 13.14 | 13.17 | 13.25 | 13.15 | **13.28** | | 0.0 |
| | 25 | 0 | 12.84 | 13.13 | 13.14 | **13.26** | 13.13 | 0-1 | 0.0 |
| | 25 | 13 | 13.00 | 13.09 | 13.24 | 13.20 | 13.14 | 0 | 0.0 |
| | 25 | 26 | 13.05 | 13.04 | 13.22 | 13.22 | 13.22 | 0-1 | 0.0 |
| | 50 | 0 | 12.95 | 13.07 | 13.17 | 13.24 | 13.15 | | 0.0 |
| DFT-s-OFDM 16QAM | 1 | 1 | 12.80 | 13.08 | 13.16 | 13.11 | 13.19 | 0-1 | 0.0 |
| CP-OFDM QPSK | 1 | 1 | 12.83 | 13.12 | 13.19 | 13.19 | 13.22 | 0-1.5 | 0.0 |

## I.2.9 NR Band n77 DoD PC2

**Table I-221**
**NR Band n77 DoD PC2 Measured $P_{limit}$ Antenna 4 - 90 MHz**

| NR Band n77 90 MHz Bandwidth | | | | | |
|---|---|---|---|---|---|
| | | | Channel | MPR Allowed per 3GPP [dB] | MPR [dB] |
| Modulation | RB Size | RB Offset | 633334 (3500.01 MHz) | | |
| | | | Conducted Power [dBm] | | |
| DFT-s-OFDM π/2 BPSK | 1 | 1 | 10.69 | 0 | 0.0 |
| | 1 | 123 | 10.72 | | 0.0 |
| | 1 | 243 | 10.65 | | 0.0 |
| | 120 | 0 | 10.61 | 0-0.5 | 0.0 |
| | 120 | 63 | 10.60 | 0 | 0.0 |
| | 120 | 125 | 10.56 | 0-0.5 | 0.0 |
| | 243 | 0 | 10.58 | | 0.0 |
| DFT-s-OFDM QPSK | 1 | 1 | 10.61 | 0 | 0.0 |
| | 1 | 123 | 10.63 | | 0.0 |
| | 1 | 243 | 10.58 | | 0.0 |
| | 120 | 0 | 10.67 | 0-1 | 0.0 |
| | 120 | 63 | 10.63 | 0 | 0.0 |
| | 120 | 125 | 10.63 | 0-1 | 0.0 |
| | 243 | 0 | 10.60 | | 0.0 |
| DFT-s-OFDM 16QAM | 1 | 1 | 10.53 | 0-1 | 0.0 |
| CP-OFDM QPSK | 1 | 1 | 10.55 | 0-1.5 | 0.0 |


© 2022 PCTEST.

## Table I-222
## NR Band n77 DoD PC2 Measured $P_{limit}$ Antenna 4 - 80 MHz

| NR Band n77 80 MHz Bandwidth | | | | | |
|---|---|---|---|---|---|
| | | | Channel | MPR Allowed per 3GPP [dB] | MPR [dB] |
| Modulation | RB Size | RB Offset | 633334 (3500.01 MHz) Conducted Power [dBm] | | |
| DFT-s-OFDM π/2 BPSK | 1 | 1 | 10.65 | 0 | 0.0 |
| | 1 | 109 | 10.67 | | 0.0 |
| | 1 | 215 | 10.54 | | 0.0 |
| | 108 | 0 | 10.68 | 0-0.5 | 0.0 |
| | 108 | 55 | 10.61 | 0 | 0.0 |
| | 108 | 109 | 10.63 | 0-0.5 | 0.0 |
| | 216 | 0 | 10.59 | | 0.0 |
| DFT-s-OFDM QPSK | 1 | 1 | 10.55 | 0 | 0.0 |
| | 1 | 109 | 10.68 | | 0.0 |
| | 1 | 215 | 10.47 | | 0.0 |
| | 108 | 0 | 10.65 | 0-1 | 0.0 |
| | 108 | 55 | 10.62 | 0 | 0.0 |
| | 108 | 109 | 10.66 | 0-1 | 0.0 |
| | 216 | 0 | 10.56 | | 0.0 |
| DFT-s-OFDM 16QAM | 1 | 1 | 10.45 | 0-1 | 0.0 |
| CP-OFDM QPSK | 1 | 1 | 10.58 | 0-1.5 | 0.0 |

## Table I-223
## NR Band n77 DoD PC2 Measured $P_{limit}$ Antenna 4 - 70 MHz

| NR Band n77 70 MHz Bandwidth | | | | | |
|---|---|---|---|---|---|
| | | | Channel | MPR Allowed per 3GPP [dB] | MPR [dB] |
| Modulation | RB Size | RB Offset | 633334 (3500.01 MHz) Conducted Power [dBm] | | |
| DFT-s-OFDM π/2 BPSK | 1 | 1 | 10.61 | 0 | 0.0 |
| | 1 | 95 | 10.68 | | 0.0 |
| | 1 | 187 | 10.53 | | 0.0 |
| | 90 | 0 | 10.67 | 0-0.5 | 0.0 |
| | 90 | 50 | 10.66 | 0 | 0.0 |
| | 90 | 99 | 10.64 | 0-0.5 | 0.0 |
| | 180 | 0 | 10.59 | | 0.0 |
| DFT-s-OFDM QPSK | 1 | 1 | 10.49 | 0 | 0.0 |
| | 1 | 95 | 10.61 | | 0.0 |
| | 1 | 187 | 10.52 | | 0.0 |
| | 90 | 0 | 10.61 | 0-1 | 0.0 |
| | 90 | 50 | 10.71 | 0 | 0.0 |
| | 90 | 99 | 10.63 | 0-1 | 0.0 |
| | 180 | 0 | 10.60 | | 0.0 |
| DFT-s-OFDM 16QAM | 1 | 1 | 10.52 | 0-1 | 0.0 |
| CP-OFDM QPSK | 1 | 1 | 10.51 | 0-1.5 | 0.0 |


© 2022 PCTEST.

## Table I-224
## NR Band n77 DoD PC2 Measured $P_{limit}$ Antenna 4 - 60 MHz

| NR Band n77 60 MHz Bandwidth | | | | | |
|---|---|---|---|---|---|
| | | | Channel | MPR Allowed per 3GPP [dB] | MPR [dB] |
| Modulation | RB Size | RB Offset | 633334 (3500.01 MHz) Conducted Power [dBm] | | |
| DFT-s-OFDM π/2 BPSK | 1 | 1 | 10.55 | 0 | 0.0 |
| | 1 | 81 | 10.62 | | 0.0 |
| | 1 | 160 | 10.56 | | 0.0 |
| | 81 | 0 | 10.64 | 0-0.5 | 0.0 |
| | 81 | 41 | 10.61 | 0 | 0.0 |
| | 81 | 81 | 10.64 | 0-0.5 | 0.0 |
| | 162 | 0 | 10.58 | | 0.0 |
| DFT-s-OFDM QPSK | 1 | 1 | 10.55 | 0 | 0.0 |
| | 1 | 81 | 10.63 | | 0.0 |
| | 1 | 160 | 10.50 | | 0.0 |
| | 81 | 0 | 10.60 | 0-1 | 0.0 |
| | 81 | 41 | 10.58 | 0 | 0.0 |
| | 81 | 81 | 10.62 | 0-1 | 0.0 |
| | 162 | 0 | 10.59 | | 0.0 |
| DFT-s-OFDM 16QAM | 1 | 1 | 10.42 | 0-1 | 0.0 |
| CP-OFDM QPSK | 1 | 1 | 10.56 | 0-1.5 | 0.0 |

## Table I-225
## NR Band n77 DoD PC2 Measured $P_{limit}$ Antenna 4 - 50 MHz

| NR Band n77 50 MHz Bandwidth | | | | | | |
|---|---|---|---|---|---|---|
| | | | Channel | | MPR Allowed per 3GPP [dB] | MPR [dB] |
| Modulation | RB Size | RB Offset | 631668 (3475.02 MHz) | 635000 (3525 MHz) | | |
| | | | Conducted Power [dBm] | | | |
| DFT-s-OFDM π/2 BPSK | 1 | 1 | 10.58 | 10.55 | 0 | 0.0 |
| | 1 | 67 | 10.65 | 10.49 | | 0.0 |
| | 1 | 131 | 10.67 | 10.68 | | 0.0 |
| | 64 | 0 | 10.54 | 10.46 | 0-0.5 | 0.0 |
| | 64 | 35 | 10.65 | 10.44 | 0 | 0.0 |
| | 64 | 69 | 10.68 | 10.57 | 0-0.5 | 0.0 |
| | 128 | 0 | 10.61 | 10.46 | | 0.0 |
| DFT-s-OFDM QPSK | 1 | 1 | 10.53 | 10.45 | 0 | 0.0 |
| | 1 | 67 | 10.60 | 10.41 | | 0.0 |
| | 1 | 131 | 10.62 | 10.58 | | 0.0 |
| | 64 | 0 | 10.55 | 10.52 | 0-1 | 0.0 |
| | 64 | 35 | 10.65 | 10.42 | 0 | 0.0 |
| | 64 | 69 | 10.72 | 10.56 | 0-1 | 0.0 |
| | 128 | 0 | 10.66 | 10.46 | | 0.0 |
| DFT-s-OFDM 16QAM | 1 | 1 | 10.41 | 10.35 | 0-1 | 0.0 |
| CP-OFDM QPSK | 1 | 1 | 10.61 | 10.53 | 0-1.5 | 0.0 |


© 2022 PCTEST.

## Table I-226
## NR Band n77 DoD PC2 Measured $P_{limit}$ Antenna 4 - 40 MHz

| NR Band n77<br>40 MHz Bandwidth | | | | | | |
|---|---|---|---|---|---|---|
| | | | Channel | | MPR Allowed per 3GPP [dB] | MPR [dB] |
| Modulation | RB Size | RB Offset | 631334 (3470.01 MHz) | 635332 (3529.98 MHz) | | |
| | | | Conducted Power [dBm] | | | |
| DFT-s-OFDM π/2 BPSK | 1 | 1 | 10.39 | 10.33 | 0 | 0.0 |
| | 1 | 53 | 10.39 | 10.44 | | 0.0 |
| | 1 | 104 | 10.63 | 10.71 | | 0.0 |
| | 50 | 0 | 10.37 | 10.45 | 0-0.5 | 0.0 |
| | 50 | 28 | 10.43 | 10.43 | 0 | 0.0 |
| | 50 | 56 | 10.46 | 10.46 | 0-0.5 | 0.0 |
| | 100 | 0 | 10.45 | 10.49 | | 0.0 |
| DFT-s-OFDM QPSK | 1 | 1 | 10.30 | 10.24 | 0 | 0.0 |
| | 1 | 53 | 10.34 | 10.37 | | 0.0 |
| | 1 | 104 | 10.55 | 10.63 | | 0.0 |
| | 50 | 0 | 10.39 | 10.44 | 0-1 | 0.0 |
| | 50 | 28 | 10.45 | 10.44 | 0 | 0.0 |
| | 50 | 56 | 10.47 | 10.44 | 0-1 | 0.0 |
| | 100 | 0 | 10.50 | 10.49 | | 0.0 |
| DFT-s-OFDM 16QAM | 1 | 1 | 10.31 | 10.27 | 0-1 | 0.0 |
| CP-OFDM QPSK | 1 | 1 | 10.35 | 10.44 | 0-1.5 | 0.0 |

## Table I-227
## NR Band n77 DoD PC2 Measured $P_{limit}$ Antenna 4 - 30 MHz

| NR Band n77<br>30 MHz Bandwidth | | | | | | | |
|---|---|---|---|---|---|---|---|
| | | | Channel | | | MPR Allowed per 3GPP [dB] | MPR [dB] |
| Modulation | RB Size | RB Offset | 631000 (3465 MHz) | 633334 (3500.01 MHz) | 635666 (3534.99 MHz) | | |
| | | | Conducted Power [dBm] | | | | |
| DFT-s-OFDM π/2 BPSK | 1 | 1 | 10.61 | 10.76 | 10.58 | 0 | 0.0 |
| | 1 | 39 | 10.65 | 10.61 | 10.44 | | 0.0 |
| | 1 | 76 | 10.75 | 10.71 | 10.73 | | 0.0 |
| | 36 | 0 | 10.54 | 10.64 | 10.48 | 0-0.5 | 0.0 |
| | 36 | 21 | 10.58 | 10.65 | 10.38 | 0 | 0.0 |
| | 36 | 42 | 10.62 | 10.27 | 10.51 | 0-0.5 | 0.0 |
| | 75 | 0 | 10.68 | 10.60 | 10.54 | | 0.0 |
| DFT-s-OFDM QPSK | 1 | 1 | 10.53 | 10.68 | 10.51 | 0 | 0.0 |
| | 1 | 39 | 10.59 | 10.63 | 10.38 | | 0.0 |
| | 1 | 76 | 10.75 | 10.59 | 10.58 | | 0.0 |
| | 36 | 0 | 10.60 | 10.66 | 10.46 | 0-1 | 0.0 |
| | 36 | 21 | 10.66 | 10.63 | 10.35 | 0 | 0.0 |
| | 36 | 42 | 10.66 | 10.57 | 10.53 | 0-1 | 0.0 |
| | 75 | 0 | 10.74 | 10.62 | 10.51 | | 0.0 |
| DFT-s-OFDM 16QAM | 1 | 1 | 10.44 | 10.56 | 10.48 | 0-1 | 0.0 |
| CP-OFDM QPSK | 1 | 1 | 10.70 | 10.70 | 10.38 | 0-1.5 | 0.0 |


© 2022 PCTEST.

## Table I-228
## NR Band n77 DoD PC2 Measured $P_{limit}$ Antenna 4 - 20 MHz

| NR Band n77 20 MHz Bandwidth | | | | | | | |
|---|---|---|---|---|---|---|---|
| | | | Channel | | | MPR Allowed per 3GPP [dB] | MPR [dB] |
| Modulation | RB Size | RB Offset | 630668 (3460.02 MHz) | 633334 (3500.01 MHz) | 636000 (3540 MHz) | | |
| | | | Conducted Power [dBm] | | | | |
| DFT-s-OFDM π/2 BPSK | 1 | 1 | 10.70 | 10.81 | 10.62 | 0 | 0.0 |
| | 1 | 26 | 10.71 | 10.68 | 10.65 | | 0.0 |
| | 1 | 49 | 10.81 | 10.75 | 10.65 | | 0.0 |
| | 25 | 0 | 10.61 | 10.67 | 10.52 | 0-0.5 | 0.0 |
| | 25 | 13 | 10.59 | 10.60 | 10.45 | 0 | 0.0 |
| | 25 | 26 | 10.67 | 10.62 | 10.53 | 0-0.5 | 0.0 |
| | 50 | 0 | 10.60 | 10.46 | 10.55 | | 0.0 |
| DFT-s-OFDM QPSK | 1 | 1 | 10.64 | 10.74 | 10.54 | 0 | 0.0 |
| | 1 | 26 | 10.62 | 10.66 | 10.48 | | 0.0 |
| | 1 | 49 | 10.79 | 10.66 | 10.68 | | 0.0 |
| | 25 | 0 | 10.62 | 10.68 | 10.52 | 0-1 | 0.0 |
| | 25 | 13 | 10.59 | 10.65 | 10.49 | 0 | 0.0 |
| | 25 | 26 | 10.69 | 10.65 | 10.52 | 0-1 | 0.0 |
| | 50 | 0 | 10.57 | 10.63 | 10.52 | | 0.0 |
| DFT-s-OFDM 16QAM | 1 | 1 | 10.53 | 10.65 | 10.45 | 0-1 | 0.0 |
| CP-OFDM QPSK | 1 | 1 | 10.68 | 10.75 | 10.67 | 0-1.5 | 0.0 |

## Table I-229
## NR Band n77 DoD PC2 Measured $P_{limit}$ Antenna 3b - 90 MHz

| NR Band n77 90 MHz Bandwidth | | | | | |
|---|---|---|---|---|---|
| | | | Channel | MPR Allowed per 3GPP [dB] | MPR [dB] |
| Modulation | RB Size | RB Offset | 633334 (3500.01 MHz) | | |
| | | | Conducted Power [dBm] | | |
| DFT-s-OFDM π/2 BPSK | 1 | 1 | 13.32 | 0 | 0.0 |
| | 1 | 123 | 13.41 | | 0.0 |
| | 1 | 243 | 13.48 | | 0.0 |
| | 120 | 0 | 13.44 | 0-0.5 | 0.0 |
| | 120 | 63 | 13.41 | 0 | 0.0 |
| | 120 | 125 | 13.50 | 0-0.5 | 0.0 |
| | 243 | 0 | 13.41 | | 0.0 |
| DFT-s-OFDM QPSK | 1 | 1 | 13.28 | 0 | 0.0 |
| | 1 | 123 | 13.39 | | 0.0 |
| | 1 | 243 | 13.37 | | 0.0 |
| | 120 | 0 | 13.37 | 0-1 | 0.0 |
| | 120 | 63 | 13.45 | 0 | 0.0 |
| | 120 | 125 | 13.47 | 0-1 | 0.0 |
| | 243 | 0 | 13.41 | | 0.0 |
| DFT-s-OFDM 16QAM | 1 | 1 | 13.45 | 0-1 | 0.0 |
| CP-OFDM QPSK | 1 | 1 | 13.34 | 0-1.5 | 0.0 |


© 2022 PCTEST.

## Table I-230
## NR Band n77 DoD PC2 Measured $P_{limit}$ Antenna 3b - 80 MHz

| NR Band n77 80 MHz Bandwidth | | | | | |
|---|---|---|---|---|---|
| | | | Channel | MPR Allowed per 3GPP [dB] | MPR [dB] |
| Modulation | RB Size | RB Offset | 633334 (3500.01 MHz) Conducted Power [dBm] | | |
| DFT-s-OFDM π/2 BPSK | 1 | 1 | 13.06 | 0 | 0.0 |
| | 1 | 109 | 13.04 | | 0.0 |
| | 1 | 215 | 13.25 | | 0.0 |
| | 108 | 0 | 12.96 | 0-0.5 | 0.0 |
| | 108 | 55 | 12.98 | 0 | 0.0 |
| | 108 | 109 | 13.09 | 0-0.5 | 0.0 |
| | 216 | 0 | 13.05 | | 0.0 |
| DFT-s-OFDM QPSK | 1 | 1 | 13.03 | 0 | 0.0 |
| | 1 | 109 | 13.00 | | 0.0 |
| | 1 | 215 | 13.17 | | 0.0 |
| | 108 | 0 | 13.01 | 0-1 | 0.0 |
| | 108 | 55 | 13.02 | 0 | 0.0 |
| | 108 | 109 | 13.09 | 0-1 | 0.0 |
| | 216 | 0 | 13.05 | | 0.0 |
| DFT-s-OFDM 16QAM | 1 | 1 | 13.35 | 0-1 | 0.0 |
| CP-OFDM QPSK | 1 | 1 | 13.11 | 0-1.5 | 0.0 |

## Table I-231
## NR Band n77 DoD PC2 Measured $P_{limit}$ Antenna 3b - 70 MHz

| NR Band n77 70 MHz Bandwidth | | | | | |
|---|---|---|---|---|---|
| | | | Channel | MPR Allowed per 3GPP [dB] | MPR [dB] |
| Modulation | RB Size | RB Offset | 633334 (3500.01 MHz) Conducted Power [dBm] | | |
| DFT-s-OFDM π/2 BPSK | 1 | 1 | 12.82 | 0 | 0.0 |
| | 1 | 95 | 12.99 | | 0.0 |
| | 1 | 187 | 13.04 | | 0.0 |
| | 90 | 0 | 12.95 | 0-0.5 | 0.0 |
| | 90 | 50 | 13.01 | 0 | 0.0 |
| | 90 | 99 | 13.11 | 0-0.5 | 0.0 |
| | 180 | 0 | 13.06 | | 0.0 |
| DFT-s-OFDM QPSK | 1 | 1 | 12.99 | 0 | 0.0 |
| | 1 | 95 | 12.98 | | 0.0 |
| | 1 | 187 | 13.11 | | 0.0 |
| | 90 | 0 | 13.02 | 0-1 | 0.0 |
| | 90 | 50 | 13.05 | 0 | 0.0 |
| | 90 | 99 | 13.11 | 0-1 | 0.0 |
| | 180 | 0 | 13.06 | | 0.0 |
| DFT-s-OFDM 16QAM | 1 | 1 | 13.41 | 0-1 | 0.0 |
| CP-OFDM QPSK | 1 | 1 | 13.00 | 0-1.5 | 0.0 |


© 2022 PCTEST.

## Table I-232
## NR Band n77 DoD PC2 Measured $P_{limit}$ Antenna 3b - 60 MHz

| NR Band n77<br>60 MHz Bandwidth | | | | | |
|---|---|---|---|---|---|
| | | | Channel | MPR Allowed per 3GPP [dB] | MPR [dB] |
| Modulation | RB Size | RB Offset | 633334 (3500.01 MHz) | | |
| | | | Conducted Power [dBm] | | |
| DFT-s-OFDM π/2 BPSK | 1 | 1 | 13.41 | 0 | 0.0 |
| | 1 | 81 | 13.34 | | 0.0 |
| | 1 | 160 | 13.51 | | 0.0 |
| | 81 | 0 | 13.33 | 0-0.5 | 0.0 |
| | 81 | 41 | 13.39 | 0 | 0.0 |
| | 81 | 81 | 13.41 | 0-0.5 | 0.0 |
| | 162 | 0 | 13.41 | | 0.0 |
| DFT-s-OFDM QPSK | 1 | 1 | 13.26 | 0 | 0.0 |
| | 1 | 81 | 13.29 | | 0.0 |
| | 1 | 160 | 13.43 | | 0.0 |
| | 81 | 0 | 13.33 | 0-1 | 0.0 |
| | 81 | 41 | 13.31 | 0 | 0.0 |
| | 81 | 81 | 13.37 | 0-1 | 0.0 |
| | 162 | 0 | 13.34 | | 0.0 |
| DFT-s-OFDM 16QAM | 1 | 1 | 13.33 | 0-1 | 0.0 |
| CP-OFDM QPSK | 1 | 1 | 13.30 | 0-1.5 | 0.0 |

## Table I-233
## NR Band n77 DoD PC2 Measured $P_{limit}$ Antenna 3b - 50 MHz

| NR Band n77<br>50 MHz Bandwidth | | | | | | |
|---|---|---|---|---|---|---|
| | | | Channel | | MPR Allowed per 3GPP [dB] | MPR [dB] |
| Modulation | RB Size | RB Offset | 631668 (3475.02 MHz) | 635000 (3525 MHz) | | |
| | | | Conducted Power [dBm] | | | |
| DFT-s-OFDM π/2 BPSK | 1 | 1 | 13.39 | 13.15 | 0 | 0.0 |
| | 1 | 67 | 13.26 | 13.29 | | 0.0 |
| | 1 | 131 | 13.31 | 13.41 | | 0.0 |
| | 64 | 0 | 13.30 | 13.21 | 0-0.5 | 0.0 |
| | 64 | 35 | 13.26 | 13.26 | 0 | 0.0 |
| | 64 | 69 | 13.23 | 13.34 | 0-0.5 | 0.0 |
| | 128 | 0 | 13.29 | 13.28 | | 0.0 |
| DFT-s-OFDM QPSK | 1 | 1 | 13.25 | 13.14 | 0 | 0.0 |
| | 1 | 67 | 13.20 | 13.20 | | 0.0 |
| | 1 | 131 | 13.25 | 13.32 | | 0.0 |
| | 64 | 0 | 13.31 | 13.19 | 0-1 | 0.0 |
| | 64 | 35 | 13.28 | 13.30 | 0 | 0.0 |
| | 64 | 69 | 13.27 | 13.34 | 0-1 | 0.0 |
| | 128 | 0 | 13.28 | 13.26 | | 0.0 |
| DFT-s-OFDM 16QAM | 1 | 1 | 13.45 | 13.18 | 0-1 | 0.0 |
| CP-OFDM QPSK | 1 | 1 | 13.32 | 13.08 | 0-1.5 | 0.0 |


© 2022 PCTEST.

## Table I-234
## NR Band n77 DoD PC2 Measured $P_{limit}$ Antenna 3b - 40 MHz

| NR Band n77<br>40 MHz Bandwidth | | | | | | |
|---|---|---|---|---|---|---|
| | | | Channel | | MPR Allowed per 3GPP [dB] | MPR [dB] |
| Modulation | RB Size | RB Offset | 631334 (3470.01 MHz) | 635332 (3529.98 MHz) | | |
| | | | Conducted Power [dBm] | | | |
| DFT-s-OFDM π/2 BPSK | 1 | 1 | 13.49 | 13.48 | 0 | 0.0 |
| | 1 | 53 | 13.38 | 13.58 | | 0.0 |
| | 1 | 104 | 13.45 | 13.84 | | 0.0 |
| | 50 | 0 | 13.40 | 13.56 | 0-0.5 | 0.0 |
| | 50 | 28 | 13.37 | 13.61 | 0 | 0.0 |
| | 50 | 56 | 13.38 | 13.75 | 0-0.5 | 0.0 |
| | 100 | 0 | 13.34 | 13.54 | | 0.0 |
| DFT-s-OFDM QPSK | 1 | 1 | 13.41 | 13.26 | 0 | 0.0 |
| | 1 | 53 | 13.32 | 13.42 | | 0.0 |
| | 1 | 104 | 13.42 | 13.61 | | 0.0 |
| | 50 | 0 | 13.38 | 13.38 | 0-1 | 0.0 |
| | 50 | 28 | 13.34 | 13.44 | 0 | 0.0 |
| | 50 | 56 | 13.41 | 13.59 | 0-1 | 0.0 |
| | 100 | 0 | 13.38 | 13.41 | | 0.0 |
| DFT-s-OFDM 16QAM | 1 | 1 | 13.42 | 13.36 | 0-1 | 0.0 |
| CP-OFDM QPSK | 1 | 1 | 13.46 | 13.55 | 0-1.5 | 0.0 |

## Table I-235
## NR Band n77 DoD PC2 Measured $P_{limit}$ Antenna 3b - 30 MHz

| NR Band n77<br>30 MHz Bandwidth | | | | | | | |
|---|---|---|---|---|---|---|---|
| | | | Channel | | | MPR Allowed per 3GPP [dB] | MPR [dB] |
| Modulation | RB Size | RB Offset | 631000 (3465 MHz) | 633334 (3500.01 MHz) | 635666 (3534.99 MHz) | | |
| | | | Conducted Power [dBm] | | | | |
| DFT-s-OFDM π/2 BPSK | 1 | 1 | 13.48 | 13.39 | 13.32 | 0 | 0.0 |
| | 1 | 39 | 13.42 | 13.37 | 13.36 | | 0.0 |
| | 1 | 76 | 13.48 | 13.52 | 13.51 | | 0.0 |
| | 36 | 0 | 13.40 | 13.32 | 13.37 | 0-0.5 | 0.0 |
| | 36 | 21 | 13.31 | 13.37 | 13.41 | 0 | 0.0 |
| | 36 | 42 | 13.41 | 13.42 | 13.43 | 0-0.5 | 0.0 |
| | 75 | 0 | 13.32 | 13.39 | 13.40 | | 0.0 |
| DFT-s-OFDM QPSK | 1 | 1 | 13.42 | 13.33 | 13.38 | 0 | 0.0 |
| | 1 | 39 | 13.33 | 13.31 | 13.44 | | 0.0 |
| | 1 | 76 | 13.43 | 13.51 | 13.56 | | 0.0 |
| | 36 | 0 | 13.40 | 13.34 | 13.42 | 0-1 | 0.0 |
| | 36 | 21 | 13.33 | 13.30 | 13.46 | 0 | 0.0 |
| | 36 | 42 | 13.33 | 13.41 | 13.48 | 0-1 | 0.0 |
| | 75 | 0 | 13.34 | 13.36 | 13.45 | | 0.0 |
| DFT-s-OFDM 16QAM | 1 | 1 | 13.41 | 13.36 | 13.40 | 0-1 | 0.0 |
| CP-OFDM QPSK | 1 | 1 | 13.47 | 13.40 | 13.33 | 0-1.5 | 0.0 |


© 2022 PCTEST.

## Table I-236
## NR Band n77 DoD PC2 Measured $P_{limit}$ Antenna 3b - 20 MHz

| NR Band n77 20 MHz Bandwidth | | | | | | | |
|---|---|---|---|---|---|---|---|
| | | | Channel | | | MPR Allowed per 3GPP [dB] | MPR [dB] |
| Modulation | RB Size | RB Offset | 630668 (3460.02 MHz) | 633334 (3500.01 MHz) | 636000 (3540 MHz) | | |
| | | | Conducted Power [dBm] | | | | |
| DFT-s-OFDM π/2 BPSK | 1 | 1 | 13.57 | 13.39 | 13.37 | 0 | 0.0 |
| | 1 | 26 | 13.40 | 13.34 | 13.33 | | 0.0 |
| | 1 | 49 | 13.38 | 13.42 | 13.36 | | 0.0 |
| | 25 | 0 | 13.47 | 13.31 | 13.40 | 0-0.5 | 0.0 |
| | 25 | 13 | 13.37 | 13.21 | 13.41 | 0 | 0.0 |
| | 25 | 26 | 13.40 | 13.34 | 13.36 | 0-0.5 | 0.0 |
| | 50 | 0 | 13.35 | 13.31 | 13.34 | | 0.0 |
| DFT-s-OFDM QPSK | 1 | 1 | 13.51 | 13.44 | 13.51 | 0 | 0.0 |
| | 1 | 26 | 13.32 | 13.23 | 13.40 | | 0.0 |
| | 1 | 49 | 13.34 | 13.35 | 13.39 | | 0.0 |
| | 25 | 0 | 13.39 | 13.31 | 13.37 | 0-1 | 0.0 |
| | 25 | 13 | 13.32 | 13.23 | 13.29 | 0 | 0.0 |
| | 25 | 26 | 13.39 | 13.29 | 13.43 | 0-1 | 0.0 |
| | 50 | 0 | 13.40 | 13.35 | 13.45 | | 0.0 |
| DFT-s-OFDM 16QAM | 1 | 1 | 13.42 | 13.33 | 13.40 | 0-1 | 0.0 |
| CP-OFDM QPSK | 1 | 1 | 13.44 | 13.41 | 13.43 | 0-1.5 | 0.0 |

## Table I-237
## NR Band n77 DoD PC2 Measured $P_{limit}$ Antenna 2b - 90 MHz

| NR Band n77 90 MHz Bandwidth | | | | | |
|---|---|---|---|---|---|
| | | | Channel | MPR Allowed per 3GPP [dB] | MPR [dB] |
| Modulation | RB Size | RB Offset | 633334 (3500.01 MHz) | | |
| | | | Conducted Power [dBm] | | |
| DFT-s-OFDM π/2 BPSK | 1 | 1 | 11.37 | 0 | 0.0 |
| | 1 | 123 | 11.57 | | 0.0 |
| | 1 | 243 | 11.42 | | 0.0 |
| | 120 | 0 | 11.43 | 0-0.5 | 0.0 |
| | 120 | 63 | 11.53 | 0 | 0.0 |
| | 120 | 125 | 11.45 | 0-0.5 | 0.0 |
| | 243 | 0 | 11.41 | | 0.0 |
| DFT-s-OFDM QPSK | 1 | 1 | 11.42 | 0 | 0.0 |
| | 1 | 123 | 11.61 | | 0.0 |
| | 1 | 243 | 11.45 | | 0.0 |
| | 120 | 0 | 11.40 | 0-1 | 0.0 |
| | 120 | 63 | 11.48 | 0 | 0.0 |
| | 120 | 125 | 11.43 | 0-1 | 0.0 |
| | 243 | 0 | 11.44 | | 0.0 |
| DFT-s-OFDM 16QAM | 1 | 1 | 11.41 | 0-1 | 0.0 |
| CP-OFDM QPSK | 1 | 1 | 11.38 | 0-1.5 | 0.0 |


© 2022 PCTEST.

## Table I-238
## NR Band n77 DoD PC2 Measured $P_{limit}$ Antenna 2b - 80 MHz

| NR Band n77 80 MHz Bandwidth | | | | | |
|---|---|---|---|---|---|
| | | | Channel | MPR Allowed per 3GPP [dB] | MPR [dB] |
| Modulation | RB Size | RB Offset | 633334 (3500.01 MHz) Conducted Power [dBm] | | |
| DFT-s-OFDM π/2 BPSK | 1 | 1 | 11.39 | 0 | 0.0 |
| | 1 | 109 | 11.58 | | 0.0 |
| | 1 | 215 | 11.36 | | 0.0 |
| | 108 | 0 | 11.48 | 0-0.5 | 0.0 |
| | 108 | 55 | 11.55 | 0 | 0.0 |
| | 108 | 109 | 11.45 | 0-0.5 | 0.0 |
| | 216 | 0 | 11.43 | | 0.0 |
| DFT-s-OFDM QPSK | 1 | 1 | 11.44 | 0 | 0.0 |
| | 1 | 109 | 11.62 | | 0.0 |
| | 1 | 215 | 11.35 | | 0.0 |
| | 108 | 0 | 11.46 | 0-1 | 0.0 |
| | 108 | 55 | 11.52 | 0 | 0.0 |
| | 108 | 109 | 11.45 | 0-1 | 0.0 |
| | 216 | 0 | 11.45 | | 0.0 |
| DFT-s-OFDM 16QAM | 1 | 1 | 11.27 | 0-1 | 0.0 |
| CP-OFDM QPSK | 1 | 1 | 11.33 | 0-1.5 | 0.0 |

## Table I-239
## NR Band n77 DoD PC2 Measured $P_{limit}$ Antenna 2b - 70 MHz

| NR Band n77 70 MHz Bandwidth | | | | | |
|---|---|---|---|---|---|
| | | | Channel | MPR Allowed per 3GPP [dB] | MPR [dB] |
| Modulation | RB Size | RB Offset | 633334 (3500.01 MHz) Conducted Power [dBm] | | |
| DFT-s-OFDM π/2 BPSK | 1 | 1 | 11.39 | 0 | 0.0 |
| | 1 | 95 | 11.53 | | 0.0 |
| | 1 | 187 | 11.42 | | 0.0 |
| | 90 | 0 | 11.48 | 0-0.5 | 0.0 |
| | 90 | 50 | 11.54 | 0 | 0.0 |
| | 90 | 99 | 11.46 | 0-0.5 | 0.0 |
| | 180 | 0 | 11.44 | | 0.0 |
| DFT-s-OFDM QPSK | 1 | 1 | 11.42 | 0 | 0.0 |
| | 1 | 95 | 11.57 | | 0.0 |
| | 1 | 187 | 11.41 | | 0.0 |
| | 90 | 0 | 11.48 | 0-1 | 0.0 |
| | 90 | 50 | 11.55 | 0 | 0.0 |
| | 90 | 99 | 11.47 | 0-1 | 0.0 |
| | 180 | 0 | 11.49 | | 0.0 |
| DFT-s-OFDM 16QAM | 1 | 1 | 11.42 | 0-1 | 0.0 |
| CP-OFDM QPSK | 1 | 1 | 11.36 | 0-1.5 | 0.0 |


© 2022 PCTEST.

## Table I-240
## NR Band n77 DoD PC2 Measured $P_{limit}$ Antenna 2b - 60 MHz

| NR Band n77 60 MHz Bandwidth | | | | | |
|---|---|---|---|---|---|
| | | | Channel | MPR Allowed per 3GPP [dB] | MPR [dB] |
| Modulation | RB Size | RB Offset | 633334 (3500.01 MHz) Conducted Power [dBm] | | |
| DFT-s-OFDM π/2 BPSK | 1 | 1 | 11.44 | 0 | 0.0 |
| | 1 | 81 | 11.57 | | 0.0 |
| | 1 | 160 | 11.44 | | 0.0 |
| | 81 | 0 | 11.48 | 0-0.5 | 0.0 |
| | 81 | 41 | 11.56 | 0 | 0.0 |
| | 81 | 81 | 11.51 | 0-0.5 | 0.0 |
| | 162 | 0 | 11.45 | | 0.0 |
| DFT-s-OFDM QPSK | 1 | 1 | 11.44 | 0 | 0.0 |
| | 1 | 81 | 11.62 | | 0.0 |
| | 1 | 160 | 11.51 | | 0.0 |
| | 81 | 0 | 11.48 | 0-1 | 0.0 |
| | 81 | 41 | 11.55 | 0 | 0.0 |
| | 81 | 81 | 11.53 | 0-1 | 0.0 |
| | 162 | 0 | 11.52 | | 0.0 |
| DFT-s-OFDM 16QAM | 1 | 1 | 11.37 | 0-1 | 0.0 |
| CP-OFDM QPSK | 1 | 1 | 11.40 | 0-1.5 | 0.0 |

## Table I-241
## NR Band n77 DoD PC2 Measured $P_{limit}$ Antenna 2b - 50 MHz

| NR Band n77 50 MHz Bandwidth | | | | | | |
|---|---|---|---|---|---|---|
| | | | Channel | | MPR Allowed per 3GPP [dB] | MPR [dB] |
| Modulation | RB Size | RB Offset | 631668 (3475.02 MHz) | 635000 (3525 MHz) | | |
| | | | Conducted Power [dBm] | | | |
| DFT-s-OFDM π/2 BPSK | 1 | 1 | 11.42 | 11.47 | 0 | 0.0 |
| | 1 | 67 | 11.42 | 11.38 | | 0.0 |
| | 1 | 131 | 11.54 | 11.46 | | 0.0 |
| | 64 | 0 | 11.41 | 11.41 | 0-0.5 | 0.0 |
| | 64 | 35 | 11.47 | 11.38 | 0 | 0.0 |
| | 64 | 69 | 11.51 | 11.42 | 0-0.5 | 0.0 |
| | 128 | 0 | 11.48 | 11.37 | | 0.0 |
| DFT-s-OFDM QPSK | 1 | 1 | 11.37 | 11.47 | 0 | 0.0 |
| | 1 | 67 | 11.49 | 11.39 | | 0.0 |
| | 1 | 131 | 11.58 | 11.50 | | 0.0 |
| | 64 | 0 | 11.41 | 11.43 | 0-1 | 0.0 |
| | 64 | 35 | 11.48 | 11.39 | 0 | 0.0 |
| | 64 | 69 | 11.58 | 11.40 | 0-1 | 0.0 |
| | 128 | 0 | 11.46 | 11.35 | | 0.0 |
| DFT-s-OFDM 16QAM | 1 | 1 | 11.27 | 11.41 | 0-1 | 0.0 |
| CP-OFDM QPSK | 1 | 1 | 11.35 | 11.43 | 0-1.5 | 0.0 |


© 2022 PCTEST.

## Table I-242
## NR Band n77 DoD PC2 Measured $P_{limit}$ Antenna 2b - 40 MHz

| NR Band n77<br>40 MHz Bandwidth | | | | | | |
|---|---|---|---|---|---|---|
| | | | Channel | | MPR Allowed per 3GPP [dB] | MPR [dB] |
| Modulation | RB Size | RB Offset | 631334 (3470.01 MHz) | 635332 (3529.98 MHz) | | |
| | | | Conducted Power [dBm] | | | |
| DFT-s-OFDM π/2 BPSK | 1 | 1 | 11.39 | 11.43 | 0 | 0.0 |
| | 1 | 53 | 11.41 | 11.38 | | 0.0 |
| | 1 | 104 | 11.67 | 11.53 | | 0.0 |
| | 50 | 0 | 11.29 | 11.29 | 0-0.5 | 0.0 |
| | 50 | 28 | 11.38 | 11.33 | 0 | 0.0 |
| | 50 | 56 | 11.51 | 11.37 | 0-0.5 | 0.0 |
| | 100 | 0 | 11.45 | 11.34 | | 0.0 |
| DFT-s-OFDM QPSK | 1 | 1 | 11.39 | 11.48 | 0 | 0.0 |
| | 1 | 53 | 11.41 | 11.36 | | 0.0 |
| | 1 | 104 | 11.68 | 11.53 | | 0.0 |
| | 50 | 0 | 11.32 | 11.35 | 0-1 | 0.0 |
| | 50 | 28 | 11.39 | 11.34 | 0 | 0.0 |
| | 50 | 56 | 11.48 | 11.38 | 0-1 | 0.0 |
| | 100 | 0 | 11.39 | 11.33 | | 0.0 |
| DFT-s-OFDM 16QAM | 1 | 1 | 11.36 | 11.48 | 0-1 | 0.0 |
| CP-OFDM QPSK | 1 | 1 | 11.43 | 11.39 | 0-1.5 | 0.0 |

## Table I-243
## NR Band n77 DoD PC2 Measured $P_{limit}$ Antenna 2b - 30 MHz

| NR Band n77<br>30 MHz Bandwidth | | | | | | | |
|---|---|---|---|---|---|---|---|
| | | | Channel | | | MPR Allowed per 3GPP [dB] | MPR [dB] |
| Modulation | RB Size | RB Offset | 631000 (3465 MHz) | 633334 (3500.01 MHz) | 635666 (3534.99 MHz) | | |
| | | | Conducted Power [dBm] | | | | |
| DFT-s-OFDM π/2 BPSK | 1 | 1 | 11.43 | 11.47 | 11.37 | 0 | 0.0 |
| | 1 | 39 | 11.41 | 11.48 | 11.38 | | 0.0 |
| | 1 | 76 | 11.52 | 11.54 | 11.49 | | 0.0 |
| | 36 | 0 | 11.31 | 11.45 | 11.30 | 0-0.5 | 0.0 |
| | 36 | 21 | 11.38 | 11.46 | 11.27 | 0 | 0.0 |
| | 36 | 42 | 11.44 | 11.45 | 11.36 | 0-0.5 | 0.0 |
| | 75 | 0 | 11.37 | 11.47 | 11.32 | | 0.0 |
| DFT-s-OFDM QPSK | 1 | 1 | 11.44 | 11.52 | 11.37 | 0 | 0.0 |
| | 1 | 39 | 11.43 | 11.56 | 11.42 | | 0.0 |
| | 1 | 76 | 11.57 | 11.54 | 11.49 | | 0.0 |
| | 36 | 0 | 11.34 | 11.48 | 11.28 | 0-1 | 0.0 |
| | 36 | 21 | 11.35 | 11.46 | 11.31 | 0 | 0.0 |
| | 36 | 42 | 11.41 | 11.47 | 11.44 | 0-1 | 0.0 |
| | 75 | 0 | 11.39 | 11.46 | 11.31 | | 0.0 |
| DFT-s-OFDM 16QAM | 1 | 1 | 11.34 | 11.49 | 11.40 | 0-1 | 0.0 |
| CP-OFDM QPSK | 1 | 1 | 11.39 | 11.48 | 11.41 | 0-1.5 | 0.0 |


© 2022 PCTEST.

## Table I-244
## NR Band n77 DoD PC2 Measured $P_{limit}$ Antenna 2b - 20 MHz

| NR Band n77<br>20 MHz Bandwidth | | | | | | | |
|---|---|---|---|---|---|---|---|
| | | | Channel | | | MPR Allowed per 3GPP [dB] | MPR [dB] |
| Modulation | RB Size | RB Offset | 630668 (3460.02 MHz) | 633334 (3500.01 MHz) | 636000 (3540 MHz) | | |
| | | | Conducted Power [dBm] | | | | |
| DFT-s-OFDM π/2 BPSK | 1 | 1 | 11.46 | 11.55 | 11.43 | 0 | 0.0 |
| | 1 | 26 | 11.39 | 11.52 | 11.32 | | 0.0 |
| | 1 | 49 | 11.47 | 11.49 | 11.44 | | 0.0 |
| | 25 | 0 | 11.40 | 11.51 | 11.29 | 0-0.5 | 0.0 |
| | 25 | 13 | 11.38 | 11.53 | 11.30 | 0 | 0.0 |
| | 25 | 26 | 11.41 | 11.47 | 11.33 | 0-0.5 | 0.0 |
| | 50 | 0 | 11.36 | 11.49 | 11.29 | | 0.0 |
| DFT-s-OFDM QPSK | 1 | 1 | 11.43 | 11.60 | 11.45 | 0 | 0.0 |
| | 1 | 26 | 11.41 | 11.56 | 11.33 | | 0.0 |
| | 1 | 49 | 11.48 | 11.53 | 11.45 | | 0.0 |
| | 25 | 0 | 11.36 | 11.51 | 11.32 | 0-1 | 0.0 |
| | 25 | 13 | 11.34 | 11.52 | 11.30 | 0 | 0.0 |
| | 25 | 26 | 11.41 | 11.49 | 11.35 | 0-1 | 0.0 |
| | 50 | 0 | 11.37 | 11.49 | 11.32 | | 0.0 |
| DFT-s-OFDM 16QAM | 1 | 1 | 11.40 | 11.53 | 11.33 | 0-1 | 0.0 |
| CP-OFDM QPSK | 1 | 1 | 11.42 | 11.51 | 11.39 | 0-1.5 | 0.0 |

## Table I-245
## NR Band n77 DoD PC2 Measured $P_{limit}$ Antenna 1b - 90 MHz

| NR Band n77<br>90 MHz Bandwidth | | | | | |
|---|---|---|---|---|---|
| | | | Channel | MPR Allowed per 3GPP [dB] | MPR [dB] |
| Modulation | RB Size | RB Offset | 633334 (3500.01 MHz) | | |
| | | | Conducted Power [dBm] | | |
| DFT-s-OFDM π/2 BPSK | 1 | 1 | 11.61 | 0 | 0.0 |
| | 1 | 123 | 11.74 | | 0.0 |
| | 1 | 243 | 11.79 | | 0.0 |
| | 120 | 0 | 11.58 | 0-0.5 | 0.0 |
| | 120 | 63 | 11.69 | 0 | 0.0 |
| | 120 | 125 | 11.72 | 0-0.5 | 0.0 |
| | 243 | 0 | 11.69 | | 0.0 |
| DFT-s-OFDM QPSK | 1 | 1 | 11.58 | 0 | 0.0 |
| | 1 | 123 | 11.83 | | 0.0 |
| | 1 | 243 | 11.81 | | 0.0 |
| | 120 | 0 | 11.61 | 0-1 | 0.0 |
| | 120 | 63 | 11.71 | 0 | 0.0 |
| | 120 | 125 | 11.73 | 0-1 | 0.0 |
| | 243 | 0 | 11.67 | | 0.0 |
| DFT-s-OFDM 16QAM | 1 | 1 | 11.52 | 0-1 | 0.0 |
| CP-OFDM QPSK | 1 | 1 | 11.51 | 0-1.5 | 0.0 |


© 2022 PCTEST.

## Table I-246
## NR Band n77 DoD PC2 Measured $P_{limit}$ Antenna 1b - 80 MHz

| NR Band n77 80 MHz Bandwidth | | | | | |
|---|---|---|---|---|---|
| | | | Channel | MPR Allowed per 3GPP [dB] | MPR [dB] |
| Modulation | RB Size | RB Offset | 633334 (3500.01 MHz) Conducted Power [dBm] | | |
| DFT-s-OFDM π/2 BPSK | 1 | 1 | 11.56 | 0 | 0.0 |
| | 1 | 109 | 11.74 | | 0.0 |
| | 1 | 215 | 11.69 | | 0.0 |
| | 108 | 0 | 11.59 | 0-0.5 | 0.0 |
| | 108 | 55 | 11.70 | 0 | 0.0 |
| | 108 | 109 | 11.71 | 0-0.5 | 0.0 |
| | 216 | 0 | 11.68 | | 0.0 |
| DFT-s-OFDM QPSK | 1 | 1 | 11.60 | 0 | 0.0 |
| | 1 | 109 | 11.79 | | 0.0 |
| | 1 | 215 | 11.73 | | 0.0 |
| | 108 | 0 | 11.65 | 0-1 | 0.0 |
| | 108 | 55 | 11.68 | 0 | 0.0 |
| | 108 | 109 | 11.71 | 0-1 | 0.0 |
| | 216 | 0 | 11.65 | | 0.0 |
| DFT-s-OFDM 16QAM | 1 | 1 | 11.55 | 0-1 | 0.0 |
| CP-OFDM QPSK | 1 | 1 | 11.45 | 0-1.5 | 0.0 |

## Table I-247
## NR Band n77 DoD PC2 Measured $P_{limit}$ Antenna 1b - 70 MHz

| NR Band n77 70 MHz Bandwidth | | | | | |
|---|---|---|---|---|---|
| | | | Channel | MPR Allowed per 3GPP [dB] | MPR [dB] |
| Modulation | RB Size | RB Offset | 633334 (3500.01 MHz) Conducted Power [dBm] | | |
| DFT-s-OFDM π/2 BPSK | 1 | 1 | 11.60 | 0 | 0.0 |
| | 1 | 95 | 11.74 | | 0.0 |
| | 1 | 187 | 11.73 | | 0.0 |
| | 90 | 0 | 11.60 | 0-0.5 | 0.0 |
| | 90 | 50 | 11.70 | 0 | 0.0 |
| | 90 | 99 | 11.69 | 0-0.5 | 0.0 |
| | 180 | 0 | 11.66 | | 0.0 |
| DFT-s-OFDM QPSK | 1 | 1 | 11.75 | 0 | 0.0 |
| | 1 | 95 | 11.78 | | 0.0 |
| | 1 | 187 | 11.80 | | 0.0 |
| | 90 | 0 | 11.65 | 0-1 | 0.0 |
| | 90 | 50 | 11.72 | 0 | 0.0 |
| | 90 | 99 | 11.71 | 0-1 | 0.0 |
| | 180 | 0 | 11.69 | | 0.0 |
| DFT-s-OFDM 16QAM | 1 | 1 | 11.58 | 0-1 | 0.0 |
| CP-OFDM QPSK | 1 | 1 | 11.47 | 0-1.5 | 0.0 |


© 2022 PCTEST.

## Table I-248
## NR Band n77 DoD PC2 Measured $P_{limit}$ Antenna 1b - 60 MHz

| NR Band n77<br>60 MHz Bandwidth | | | | | |
|---|---|---|---|---|---|
| | | | Channel | MPR Allowed per 3GPP [dB] | MPR [dB] |
| Modulation | RB Size | RB Offset | 633334 (3500.01 MHz)<br>Conducted Power [dBm] | | |
| DFT-s-OFDM π/2 BPSK | 1 | 1 | 11.61 | 0 | 0.0 |
| | 1 | 81 | 11.70 | | 0.0 |
| | 1 | 160 | 11.68 | | 0.0 |
| | 81 | 0 | 11.65 | 0-0.5 | 0.0 |
| | 81 | 41 | 11.67 | 0 | 0.0 |
| | 81 | 81 | 11.61 | 0-0.5 | 0.0 |
| | 162 | 0 | 11.66 | | 0.0 |
| DFT-s-OFDM QPSK | 1 | 1 | 11.60 | 0 | 0.0 |
| | 1 | 81 | 11.71 | | 0.0 |
| | 1 | 160 | 11.67 | | 0.0 |
| | 81 | 0 | 11.61 | 0-1 | 0.0 |
| | 81 | 41 | 11.68 | 0 | 0.0 |
| | 81 | 81 | 11.62 | 0-1 | 0.0 |
| | 162 | 0 | 11.63 | | 0.0 |
| DFT-s-OFDM 16QAM | 1 | 1 | 11.59 | 0-1 | 0.0 |
| CP-OFDM QPSK | 1 | 1 | 11.56 | 0-1.5 | 0.0 |

## Table I-249
## NR Band n77 DoD PC2 Measured $P_{limit}$ Antenna 1b - 50 MHz

| NR Band n77<br>50 MHz Bandwidth | | | | | | |
|---|---|---|---|---|---|---|
| | | | Channel | | MPR Allowed per 3GPP [dB] | MPR [dB] |
| Modulation | RB Size | RB Offset | 631668 (3475.02 MHz) | 635000 (3525 MHz) | | |
| | | | Conducted Power [dBm] | | | |
| DFT-s-OFDM π/2 BPSK | 1 | 1 | 11.53 | 11.61 | 0 | 0.0 |
| | 1 | 67 | 11.68 | 11.62 | | 0.0 |
| | 1 | 131 | 11.70 | 11.73 | | 0.0 |
| | 64 | 0 | 11.50 | 11.54 | 0-0.5 | 0.0 |
| | 64 | 35 | 11.65 | 11.55 | 0 | 0.0 |
| | 64 | 69 | 11.66 | 11.64 | 0-0.5 | 0.0 |
| | 128 | 0 | 11.59 | 11.60 | | 0.0 |
| DFT-s-OFDM QPSK | 1 | 1 | 11.52 | 11.66 | 0 | 0.0 |
| | 1 | 67 | 11.69 | 11.64 | | 0.0 |
| | 1 | 131 | 11.76 | 11.73 | | 0.0 |
| | 64 | 0 | 11.54 | 11.51 | 0-1 | 0.0 |
| | 64 | 35 | 11.63 | 11.57 | 0 | 0.0 |
| | 64 | 69 | 11.69 | 11.65 | 0-1 | 0.0 |
| | 128 | 0 | 11.62 | 11.59 | | 0.0 |
| DFT-s-OFDM 16QAM | 1 | 1 | 11.58 | 11.68 | 0-1 | 0.0 |
| CP-OFDM QPSK | 1 | 1 | 11.51 | 11.55 | 0-1.5 | 0.0 |


© 2022 PCTEST.

## Table I-250
## NR Band n77 DoD PC2 Measured $P_{limit}$ Antenna 1b - 40 MHz

| NR Band n77<br>40 MHz Bandwidth | | | | | | |
|---|---|---|---|---|---|---|
| | | | Channel | | MPR Allowed per 3GPP [dB] | MPR [dB] |
| Modulation | RB Size | RB Offset | 631334 (3470.01 MHz) | 635332 (3529.98 MHz) | | |
| | | | Conducted Power [dBm] | | | |
| DFT-s-OFDM π/2 BPSK | 1 | 1 | 11.43 | 11.51 | 0 | 0.0 |
| | 1 | 53 | 11.55 | 11.53 | | 0.0 |
| | 1 | 104 | 11.72 | 11.74 | | 0.0 |
| | 50 | 0 | 11.38 | 11.46 | 0-0.5 | 0.0 |
| | 50 | 28 | 11.49 | 11.50 | 0 | 0.0 |
| | 50 | 56 | 11.62 | 11.64 | 0-0.5 | 0.0 |
| | 100 | 0 | 11.50 | 11.54 | | 0.0 |
| DFT-s-OFDM QPSK | 1 | 1 | 11.48 | 11.57 | 0 | 0.0 |
| | 1 | 53 | 11.61 | 11.63 | | 0.0 |
| | 1 | 104 | 11.79 | 11.83 | | 0.0 |
| | 50 | 0 | 11.44 | 11.45 | 0-1 | 0.0 |
| | 50 | 28 | 11.43 | 11.53 | 0 | 0.0 |
| | 50 | 56 | 11.61 | 11.63 | 0-1 | 0.0 |
| | 100 | 0 | 11.48 | 11.52 | | 0.0 |
| DFT-s-OFDM 16QAM | 1 | 1 | 11.50 | 11.57 | 0-1 | 0.0 |
| CP-OFDM QPSK | 1 | 1 | 11.42 | 11.44 | 0-1.5 | 0.0 |

## Table I-251
## NR Band n77 DoD PC2 Measured $P_{limit}$ Antenna 1b - 30 MHz

| NR Band n77<br>30 MHz Bandwidth | | | | | | | |
|---|---|---|---|---|---|---|---|
| | | | Channel | | | MPR Allowed per 3GPP [dB] | MPR [dB] |
| Modulation | RB Size | RB Offset | 631000 (3465 MHz) | 633334 (3500.01 MHz) | 635666 (3534.99 MHz) | | |
| | | | Conducted Power [dBm] | | | | |
| DFT-s-OFDM π/2 BPSK | 1 | 1 | 11.52 | 11.62 | 11.51 | 0 | 0.0 |
| | 1 | 39 | 11.47 | 11.57 | 11.53 | | 0.0 |
| | 1 | 76 | 11.72 | 11.61 | 11.72 | | 0.0 |
| | 36 | 0 | 11.41 | 11.56 | 11.44 | 0-0.5 | 0.0 |
| | 36 | 21 | 11.51 | 11.50 | 11.56 | 0 | 0.0 |
| | 36 | 42 | 11.58 | 11.56 | 11.66 | 0-0.5 | 0.0 |
| | 75 | 0 | 11.49 | 11.55 | 11.56 | | 0.0 |
| DFT-s-OFDM QPSK | 1 | 1 | 11.45 | 11.67 | 11.57 | 0 | 0.0 |
| | 1 | 39 | 11.56 | 11.58 | 11.66 | | 0.0 |
| | 1 | 76 | 11.72 | 11.65 | 11.83 | | 0.0 |
| | 36 | 0 | 11.42 | 11.57 | 11.45 | 0-1 | 0.0 |
| | 36 | 21 | 11.50 | 11.52 | 11.58 | 0 | 0.0 |
| | 36 | 42 | 11.56 | 11.53 | 11.63 | 0-1 | 0.0 |
| | 75 | 0 | 11.46 | 11.49 | 11.52 | | 0.0 |
| DFT-s-OFDM 16QAM | 1 | 1 | 11.62 | 11.76 | 11.68 | 0-1 | 0.0 |
| CP-OFDM QPSK | 1 | 1 | 11.37 | 11.54 | 11.41 | 0-1.5 | 0.0 |


© 2022 PCTEST.

**Table I-252**
**NR Band n77 DoD PC2 Measured $P_{limit}$ Antenna 1b - 20 MHz**

| NR Band n77 20 MHz Bandwidth | | | | | | | |
|---|---|---|---|---|---|---|---|
| | | | Channel | | | MPR Allowed per 3GPP [dB] | MPR [dB] |
| Modulation | RB Size | RB Offset | 630668 (3460.02 MHz) | 633334 (3500.01 MHz) | 636000 (3540 MHz) | | |
| | | | Conducted Power [dBm] | | | | |
| DFT-s-OFDM π/2 BPSK | 1 | 1 | 11.48 | 11.72 | 11.61 | 0 | 0.0 |
| | 1 | 26 | 11.51 | 11.61 | 11.51 | | 0.0 |
| | 1 | 49 | 11.62 | 11.58 | 11.63 | | 0.0 |
| | 25 | 0 | 11.45 | 11.52 | 11.46 | 0-0.5 | 0.0 |
| | 25 | 13 | 11.46 | 11.48 | 11.52 | 0 | 0.0 |
| | 25 | 26 | 11.49 | 11.51 | 11.54 | 0-0.5 | 0.0 |
| | 50 | 0 | 11.44 | 11.49 | 11.48 | | 0.0 |
| DFT-s-OFDM QPSK | 1 | 1 | 11.44 | 11.61 | 11.55 | 0 | 0.0 |
| | 1 | 26 | 11.43 | 11.47 | 11.51 | | 0.0 |
| | 1 | 49 | 11.58 | 11.53 | 11.62 | | 0.0 |
| | 25 | 0 | 11.42 | 11.55 | 11.49 | 0-1 | 0.0 |
| | 25 | 13 | 11.46 | 11.52 | 11.48 | 0 | 0.0 |
| | 25 | 26 | 11.51 | 11.48 | 11.49 | 0-1 | 0.0 |
| | 50 | 0 | 11.45 | 11.54 | 11.48 | | 0.0 |
| DFT-s-OFDM 16QAM | 1 | 1 | 11.64 | 11.78 | 11.74 | 0-1 | 0.0 |
| CP-OFDM QPSK | 1 | 1 | 11.52 | 11.66 | 11.46 | 0-1.5 | 0.0 |

## I.2.10 NR Band n77 C PC2

**Table I-253**
**NR Band n77 C PC2 Measured $P_{limit}$ Antenna 4 - 90 MHz**

| NR Band n77 90 MHz Bandwidth | | | | | | | |
|---|---|---|---|---|---|---|---|
| | | | Channel | | | MPR Allowed per 3GPP [dB] | MPR [dB] |
| Modulation | RB Size | RB Offset | 649668 (3745.02 MHz) | 656000 (3840 MHz) | 662332 (3934.98 MHz) | | |
| | | | Conducted Power [dBm] | | | | |
| DFT-s-OFDM π/2 BPSK | 1 | 1 | 10.48 | 10.61 | 10.70 | 0 | 0.0 |
| | 1 | 123 | 10.59 | 10.60 | 10.70 | | 0.0 |
| | 1 | 243 | 10.63 | 10.69 | 10.71 | | 0.0 |
| | 120 | 0 | 10.65 | 10.79 | 10.77 | 0-0.5 | 0.0 |
| | 120 | 63 | 10.72 | 10.74 | 10.71 | 0 | 0.0 |
| | 120 | 125 | 10.60 | 10.78 | 10.78 | 0-0.5 | 0.0 |
| | 243 | 0 | 10.66 | 10.74 | 10.79 | | 0.0 |
| DFT-s-OFDM QPSK | 1 | 1 | 10.42 | 10.73 | 10.95 | 0 | 0.0 |
| | 1 | 123 | 10.77 | 11.25 | 11.13 | | 0.0 |
| | 1 | 243 | 10.56 | 10.86 | 11.09 | | 0.0 |
| | 120 | 0 | 10.64 | 10.84 | 10.85 | 0-1 | 0.0 |
| | 120 | 63 | 10.69 | 11.11 | 11.00 | 0 | 0.0 |
| | 120 | 125 | 10.55 | 11.02 | 11.03 | 0-1 | 0.0 |
| | 243 | 0 | 10.56 | 10.95 | 10.98 | | 0.0 |
| DFT-s-OFDM 16QAM | 1 | 1 | 10.57 | 10.82 | 10.79 | 0-1 | 0.0 |
| CP-OFDM QPSK | 1 | 1 | 10.51 | 10.73 | 10.83 | 0-1.5 | 0.0 |


© 2022 PCTEST.

## Table I-254
## NR Band n77 C PC2 Measured $P_{limit}$ Antenna 4 - 80 MHz

| NR Band n77<br>80 MHz Bandwidth | | | | | | | |
|---|---|---|---|---|---|---|---|
| | | | Channel | | | MPR Allowed per 3GPP [dB] | MPR [dB] |
| Modulation | RB Size | RB Offset | 649334 (3740.01 MHz) | 656000 (3840 MHz) | 662666 (3939.99 MHz) | | |
| | | | Conducted Power [dBm] | | | | |
| DFT-s-OFDM π/2 BPSK | 1 | 1 | 10.73 | 10.60 | 10.77 | 0 | 0.0 |
| | 1 | 109 | 10.71 | 10.72 | 10.85 | | 0.0 |
| | 1 | 215 | 10.65 | 10.66 | 10.65 | | 0.0 |
| | 108 | 0 | 10.70 | 10.71 | 10.85 | 0-0.5 | 0.0 |
| | 108 | 55 | 10.72 | 10.79 | 10.86 | 0 | 0.0 |
| | 108 | 109 | 10.71 | 10.75 | 10.67 | 0-0.5 | 0.0 |
| | 216 | 0 | 10.67 | 10.78 | 10.81 | | 0.0 |
| DFT-s-OFDM QPSK | 1 | 1 | 10.64 | 10.89 | 10.80 | 0 | 0.0 |
| | 1 | 109 | 10.89 | 11.32 | 11.02 | | 0.0 |
| | 1 | 215 | 10.67 | 11.08 | 11.05 | | 0.0 |
| | 108 | 0 | 10.79 | 11.03 | 10.92 | 0-1 | 0.0 |
| | 108 | 55 | 10.83 | 11.28 | 10.99 | 0 | 0.0 |
| | 108 | 109 | 10.72 | 11.29 | 11.07 | 0-1 | 0.0 |
| | 216 | 0 | 10.69 | 11.07 | 11.00 | | 0.0 |
| DFT-s-OFDM 16QAM | 1 | 1 | 10.89 | 10.81 | 10.79 | 0-1 | 0.0 |
| CP-OFDM QPSK | 1 | 1 | 10.59 | 10.85 | 10.79 | 0-1.5 | 0.0 |

## Table I-255
## NR Band n77 C PC2 Measured $P_{limit}$ Antenna 4 - 70 MHz

| NR Band n77<br>70 MHz Bandwidth | | | | | | | | |
|---|---|---|---|---|---|---|---|---|
| | | | Channel | | | | MPR Allowed per 3GPP [dB] | MPR [dB] |
| Modulation | RB Size | RB Offset | 649000 (3735 MHz) | 653666 (3804.99 MHz) | 658334 (3875.01 MHz) | 663000 (3945 MHz) | | |
| | | | Conducted Power [dBm] | | | | | |
| DFT-s-OFDM π/2 BPSK | 1 | 1 | 10.73 | 10.42 | 10.54 | 10.51 | 0 | 0.0 |
| | 1 | 95 | 10.76 | 10.66 | 10.65 | 10.58 | | 0.0 |
| | 1 | 187 | 10.55 | 10.69 | 10.69 | 10.41 | | 0.0 |
| | 90 | 0 | 10.67 | 10.50 | 10.52 | 10.62 | 0-0.5 | 0.0 |
| | 90 | 50 | 10.74 | 10.62 | 10.56 | 10.58 | 0 | 0.0 |
| | 90 | 99 | 10.60 | 10.60 | 10.61 | 10.50 | 0-0.5 | 0.0 |
| | 180 | 0 | 10.71 | 10.60 | 10.59 | 10.59 | | 0.0 |
| DFT-s-OFDM QPSK | 1 | 1 | 10.59 | 10.30 | 10.52 | 10.53 | 0 | 0.0 |
| | 1 | 95 | 10.61 | 10.58 | 10.55 | 10.61 | | 0.0 |
| | 1 | 187 | 10.52 | 10.59 | 10.53 | 10.54 | | 0.0 |
| | 90 | 0 | 10.73 | 10.52 | 10.57 | 10.60 | 0-1 | 0.0 |
| | 90 | 50 | 10.67 | 10.59 | 10.60 | 10.58 | 0 | 0.0 |
| | 90 | 99 | 10.56 | 10.69 | 10.65 | 10.58 | 0-1 | 0.0 |
| | 180 | 0 | 10.72 | 10.58 | 10.59 | 10.55 | | 0.0 |
| DFT-s-OFDM 16QAM | 1 | 1 | 10.77 | 10.54 | 10.73 | 10.76 | 0-1 | 0.0 |
| CP-OFDM QPSK | 1 | 1 | 10.75 | 10.46 | 10.44 | 10.38 | 0-1.5 | 0.0 |


© 2022 PCTEST.

## Table I-256
## NR Band n77 C PC2 Measured $P_{limit}$ Antenna 4 - 60 MHz

| NR Band n77 60 MHz Bandwidth | | | | | | | | |
|---|---|---|---|---|---|---|---|---|
| | | | Channel | | | | MPR Allowed per 3GPP [dB] | MPR [dB] |
| Modulation | RB Size | RB Offset | 648668 (3730.02 MHz) | 653556 (3803.34 MHz) | 658444 (3876.66 MHz) | 663332 (3949.98 MHz) | | |
| | | | Conducted Power [dBm] | | | | | |
| DFT-s-OFDM π/2 BPSK | 1 | 1 | 10.53 | 10.59 | 10.61 | 10.55 | 0 | 0.0 |
| | 1 | 81 | 10.68 | 10.68 | 10.65 | 10.58 | | 0.0 |
| | 1 | 160 | 10.42 | 10.60 | 10.62 | 10.53 | | 0.0 |
| | 81 | 0 | 10.68 | 10.72 | 10.78 | 10.55 | 0-0.5 | 0.0 |
| | 81 | 41 | 10.63 | 10.64 | 10.67 | 10.64 | 0 | 0.0 |
| | 81 | 81 | 10.53 | 10.68 | 10.53 | 10.59 | 0-0.5 | 0.0 |
| | 162 | 0 | 10.52 | 10.63 | 10.52 | 10.59 | | 0.0 |
| DFT-s-OFDM QPSK | 1 | 1 | 10.57 | 10.30 | 10.46 | 10.50 | 0 | 0.0 |
| | 1 | 81 | 10.58 | 10.65 | 10.50 | 10.52 | | 0.0 |
| | 1 | 160 | 10.56 | 10.60 | 10.52 | 10.50 | | 0.0 |
| | 81 | 0 | 10.53 | 10.61 | 10.61 | 10.51 | 0-1 | 0.0 |
| | 81 | 41 | 10.64 | 10.69 | 10.69 | 10.59 | 0 | 0.0 |
| | 81 | 81 | 10.55 | 10.64 | 10.62 | 10.55 | 0-1 | 0.0 |
| | 162 | 0 | 10.63 | 10.68 | 10.65 | 10.54 | | 0.0 |
| DFT-s-OFDM 16QAM | 1 | 1 | 10.54 | 10.65 | 10.78 | 10.78 | 0-1 | 0.0 |
| CP-OFDM QPSK | 1 | 1 | 10.46 | 10.35 | 10.59 | 10.64 | 0-1.5 | 0.0 |

## Table I-257
## NR Band n77 C PC2 Measured $P_{limit}$ Antenna 4 - 50 MHz

| NR Band n77 50 MHz Bandwidth | | | | | | | | | |
|---|---|---|---|---|---|---|---|---|---|
| | | | Channel | | | | | MPR Allowed per 3GPP [dB] | MPR [dB] |
| Modulation | RB Size | RB Offset | 648334 (3725.01 MHz) | 652166 (3782.49 MHz) | 656000 (3840 MHz) | 659834 (3897.51 MHz) | 663666 (3954.99 MHz) | | |
| | | | Conducted Power [dBm] | | | | | | |
| DFT-s-OFDM π/2 BPSK | 1 | 1 | 10.62 | 10.57 | 10.56 | 10.41 | 10.55 | 0 | 0.0 |
| | 1 | 67 | 10.60 | 10.51 | 10.63 | 10.48 | 10.48 | | 0.0 |
| | 1 | 131 | 10.65 | 10.75 | 10.61 | 10.70 | 10.54 | | 0.0 |
| | 64 | 0 | 10.66 | 10.69 | 10.58 | 10.45 | 10.45 | 0-0.5 | 0.0 |
| | 64 | 35 | 10.68 | 10.67 | 10.60 | 10.53 | 10.38 | 0 | 0.0 |
| | 64 | 69 | 10.70 | 10.68 | 10.64 | 10.58 | 10.40 | 0-0.5 | 0.0 |
| | 128 | 0 | 10.67 | 10.53 | 10.54 | 10.45 | 10.49 | | 0.0 |
| DFT-s-OFDM QPSK | 1 | 1 | 10.61 | 10.51 | 10.55 | 10.32 | 10.49 | 0 | 0.0 |
| | 1 | 67 | 10.63 | 10.63 | 10.86 | 10.40 | 10.40 | | 0.0 |
| | 1 | 131 | 10.50 | 10.59 | 10.65 | 10.63 | 10.48 | | 0.0 |
| | 64 | 0 | 10.57 | 10.58 | 10.63 | 10.42 | 10.43 | 0-1 | 0.0 |
| | 64 | 35 | 10.72 | 10.62 | 10.63 | 10.54 | 10.44 | 0 | 0.0 |
| | 64 | 69 | 10.73 | 10.66 | 10.65 | 10.55 | 10.53 | 0-1 | 0.0 |
| | 128 | 0 | 10.66 | 10.58 | 10.52 | 10.48 | 10.45 | | 0.0 |
| DFT-s-OFDM 16QAM | 1 | 1 | 10.84 | 10.49 | 10.81 | 10.51 | 10.67 | 0-1 | 0.0 |
| CP-OFDM QPSK | 1 | 1 | 10.64 | 10.31 | 10.63 | 10.47 | 10.49 | 0-1.5 | 0.0 |


© 2022 PCTEST.

## Table I-258
## NR Band n77 C PC2 Measured $P_{limit}$ Antenna 4 - 40 MHz

| NR Band n77 40 MHz Bandwidth | | | | | | | | | | |
|---|---|---|---|---|---|---|---|---|---|---|
| | | | Channel | | | | | | MPR Allowed per 3GPP [dB] | MPR [dB] |
| Modulation | RB Size | RB Offset | 648000 (3720 MHz) | 651200 (3768 MHz) | 654400 (3816 MHz) | 657600 (3864 MHz) | 660800 (3912 MHz) | 664000 (3960 MHz) | | |
| | | | Conducted Power [dBm] | | | | | | | |
| DFT-s-OFDM π/2 BPSK | 1 | 1 | 10.66 | 10.71 | 10.75 | 10.64 | 10.60 | 10.49 | 0 | 0.0 |
| | 1 | 53 | 10.52 | 10.60 | 10.78 | 10.58 | 10.67 | 10.46 | | 0.0 |
| | 1 | 104 | 10.65 | 10.73 | 10.81 | 10.65 | 10.82 | 10.48 | | 0.0 |
| | 50 | 0 | 10.63 | 10.68 | 10.80 | 10.54 | 10.50 | 10.50 | 0-0.5 | 0.0 |
| | 50 | 28 | 10.58 | 10.61 | 10.75 | 10.58 | 10.67 | 10.41 | 0 | 0.0 |
| | 50 | 56 | 10.52 | 10.64 | 10.91 | 10.65 | 10.79 | 10.38 | 0-0.5 | 0.0 |
| | 100 | 0 | 10.60 | 10.68 | 10.84 | 10.56 | 10.59 | 10.44 | | 0.0 |
| DFT-s-OFDM QPSK | 1 | 1 | 10.66 | 10.69 | 10.83 | 10.71 | 10.65 | 10.59 | 0 | 0.0 |
| | 1 | 53 | 10.42 | 10.59 | 10.76 | 10.58 | 10.61 | 10.55 | | 0.0 |
| | 1 | 104 | 10.74 | 10.67 | 10.81 | 10.67 | 10.80 | 10.51 | | 0.0 |
| | 50 | 0 | 10.60 | 10.67 | 10.79 | 10.59 | 10.58 | 10.55 | 0-1 | 0.0 |
| | 50 | 28 | 10.59 | 10.62 | 10.77 | 10.52 | 10.63 | 10.39 | 0 | 0.0 |
| | 50 | 56 | 10.65 | 10.65 | 10.85 | 10.56 | 10.74 | 10.49 | 0-1 | 0.0 |
| | 100 | 0 | 10.61 | 10.68 | 10.80 | 10.63 | 10.67 | 10.46 | | 0.0 |
| DFT-s-OFDM 16QAM | 1 | 1 | 10.77 | 10.91 | 10.86 | 10.77 | 10.77 | 10.74 | 0-1 | 0.0 |
| CP-OFDM QPSK | 1 | 1 | 10.66 | 10.65 | 10.71 | 10.75 | 10.66 | 10.56 | 0-1.5 | 0.0 |

## Table I-259
## NR Band n77 C PC2 Measured $P_{limit}$ Antenna 4 - 30 MHz

| NR Band n77 30 MHz Bandwidth | | | | | | | | | | |
|---|---|---|---|---|---|---|---|---|---|---|
| | | | Channel | | | | | | MPR Allowed per 3GPP [dB] | MPR [dB] |
| Modulation | RB Size | RB Offset | 647668 (3715.02 MHz) | 651000 (3765 MHz) | 654334 (3815.01 MHz) | 657666 (3864.99 MHz) | 661000 (3915 MHz) | 664332 (3964.98 MHz) | | |
| | | | Conducted Power [dBm] | | | | | | | |
| DFT-s-OFDM π/2 BPSK | 1 | 1 | 10.90 | 10.74 | 10.49 | 10.50 | 10.63 | 10.70 | 0 | 0.0 |
| | 1 | 39 | 10.90 | 10.78 | 10.59 | 10.51 | 10.72 | 10.42 | | 0.0 |
| | 1 | 76 | 10.94 | 10.77 | 10.80 | 10.52 | 10.86 | 10.32 | | 0.0 |
| | 36 | 0 | 10.92 | 10.75 | 10.50 | 10.49 | 10.63 | 10.50 | 0-0.5 | 0.0 |
| | 36 | 21 | 10.92 | 10.80 | 10.51 | 10.45 | 10.74 | 10.39 | 0 | 0.0 |
| | 36 | 42 | 10.91 | 10.75 | 10.58 | 10.43 | 10.77 | 10.38 | 0-0.5 | 0.0 |
| | 75 | 0 | 10.91 | 10.70 | 10.51 | 10.53 | 10.70 | 10.45 | | 0.0 |
| DFT-s-OFDM QPSK | 1 | 1 | 10.91 | 10.80 | 10.54 | 10.56 | 10.61 | 10.64 | 0 | 0.0 |
| | 1 | 39 | 10.80 | 10.83 | 10.57 | 10.58 | 10.65 | 10.40 | | 0.0 |
| | 1 | 76 | 10.86 | 10.79 | 10.70 | 10.65 | 10.90 | 10.48 | | 0.0 |
| | 36 | 0 | 10.88 | 10.75 | 10.47 | 10.55 | 10.65 | 10.51 | 0-1 | 0.0 |
| | 36 | 21 | 10.88 | 10.80 | 10.50 | 10.49 | 10.69 | 10.37 | 0 | 0.0 |
| | 36 | 42 | 10.91 | 10.81 | 10.56 | 10.50 | 10.74 | 10.50 | 0-1 | 0.0 |
| | 75 | 0 | 10.86 | 10.75 | 10.55 | 10.49 | 10.75 | 10.36 | | 0.0 |
| DFT-s-OFDM 16QAM | 1 | 1 | 10.84 | 10.88 | 10.56 | 10.71 | 10.68 | 10.68 | 0-1 | 0.0 |
| CP-OFDM QPSK | 1 | 1 | 10.82 | 10.84 | 10.33 | 10.54 | 10.65 | 10.76 | 0-1.5 | 0.0 |


© 2022 PCTEST.

## Table I-260
## NR Band n77 C PC2 Measured $P_{limit}$ Antenna 4 - 20 MHz

| NR Band n77 20 MHz Bandwidth | | | | | | | | | | |
|---|---|---|---|---|---|---|---|---|---|---|
| | | | Channel | | | | | | MPR Allowed per 3GPP [dB] | MPR [dB] |
| Modulation | RB Size | RB Offset | 647334 (3710.01 MHz) | 650800 (3762 MHz) | 654266 (3813.99 MHz) | 657734 (3866.01 MHz) | 661200 (3918 MHz) | 664666 (3969.99 MHz) | | |
| | | | Conducted Power [dBm] | | | | | | | |
| DFT-s-OFDM π/2 BPSK | 1 | 1 | 11.12 | 10.79 | 10.65 | 10.68 | 10.76 | 10.40 | 0 | 0.0 |
| | 1 | 26 | 11.06 | 10.73 | 10.61 | 10.52 | 10.84 | 10.45 | | 0.0 |
| | 1 | 49 | 11.10 | 10.89 | 10.69 | 10.79 | 10.88 | 10.43 | | 0.0 |
| | 25 | 0 | 11.02 | 10.82 | 10.62 | 10.61 | 10.76 | 10.35 | 0-0.5 | 0.0 |
| | 25 | 13 | 11.07 | 10.75 | 10.54 | 10.57 | 10.74 | 10.40 | 0 | 0.0 |
| | 25 | 26 | 11.08 | 10.78 | 10.60 | 10.58 | 10.78 | 10.38 | 0-0.5 | 0.0 |
| | 50 | 0 | 11.08 | 10.77 | 10.57 | 10.60 | 10.74 | 10.39 | | 0.0 |
| DFT-s-OFDM QPSK | 1 | 1 | 10.81 | 10.78 | 10.59 | 10.59 | 10.77 | 10.55 | 0 | 0.0 |
| | 1 | 26 | 10.94 | 10.76 | 10.53 | 10.63 | 10.75 | 10.46 | | 0.0 |
| | 1 | 49 | 11.06 | 10.84 | 10.68 | 10.64 | 10.91 | 10.48 | | 0.0 |
| | 25 | 0 | 11.00 | 10.78 | 10.55 | 10.63 | 10.71 | 10.32 | 0-1 | 0.0 |
| | 25 | 13 | 10.90 | 10.76 | 10.50 | 10.57 | 10.77 | 10.42 | 0 | 0.0 |
| | 25 | 26 | 10.70 | 10.72 | 10.46 | 10.61 | 10.79 | 10.50 | 0-1 | 0.0 |
| | 50 | 0 | 10.69 | 10.82 | 10.59 | 10.61 | 10.76 | 10.29 | | 0.0 |
| DFT-s-OFDM 16QAM | 1 | 1 | 11.04 | 10.94 | 10.71 | 10.76 | 10.87 | 10.43 | 0-1 | 0.0 |
| CP-OFDM QPSK | 1 | 1 | 10.99 | 10.72 | 10.61 | 10.79 | 10.72 | 10.39 | 0-1.5 | 0.0 |

## Table I-261
## NR Band n77 C PC2 Measured $P_{limit}$ Antenna 3b - 90 MHz

| NR Band n77 90 MHz Bandwidth | | | | | | | |
|---|---|---|---|---|---|---|---|
| | | | Channel | | | MPR Allowed per 3GPP [dB] | MPR [dB] |
| Modulation | RB Size | RB Offset | 649668 (3745.02 MHz) | 656000 (3840 MHz) | 662332 (3934.98 MHz) | | |
| | | | Conducted Power [dBm] | | | | |
| DFT-s-OFDM π/2 BPSK | 1 | 1 | 13.24 | 13.42 | 13.02 | 0 | 0.0 |
| | 1 | 123 | 13.86 | 13.60 | 13.24 | | 0.0 |
| | 1 | 243 | 13.71 | 13.18 | 13.55 | | 0.0 |
| | 120 | 0 | 13.45 | 13.56 | 13.12 | 0-0.5 | 0.0 |
| | 120 | 63 | 13.69 | 13.61 | 13.29 | 0 | 0.0 |
| | 120 | 125 | 13.74 | 13.54 | 13.51 | 0-0.5 | 0.0 |
| | 243 | 0 | 13.63 | 13.53 | 13.28 | | 0.0 |
| DFT-s-OFDM QPSK | 1 | 1 | 13.25 | 13.37 | 13.07 | 0 | 0.0 |
| | 1 | 123 | 13.82 | 13.56 | 13.26 | | 0.0 |
| | 1 | 243 | 13.73 | 13.21 | 13.53 | | 0.0 |
| | 120 | 0 | 13.47 | 13.54 | 13.11 | 0-1 | 0.0 |
| | 120 | 63 | 13.70 | 13.58 | 13.29 | 0 | 0.0 |
| | 120 | 125 | 13.76 | 13.51 | 13.50 | 0-1 | 0.0 |
| | 243 | 0 | 13.58 | 13.52 | 13.23 | | 0.0 |
| DFT-s-OFDM 16QAM | 1 | 1 | 13.42 | 13.54 | 13.22 | 0-1 | 0.0 |
| CP-OFDM QPSK | 1 | 1 | 13.14 | 13.42 | 13.13 | 0-1.5 | 0.0 |


© 2022 PCTEST.

## Table I-262
## NR Band n77 C PC2 Measured $P_{limit}$ Antenna 3b - 80 MHz

| NR Band n77<br>80 MHz Bandwidth | | | | | | | |
|---|---|---|---|---|---|---|---|
| | | | Channel | | | MPR Allowed per 3GPP [dB] | MPR [dB] |
| Modulation | RB Size | RB Offset | 649334 (3740.01 MHz) | 656000 (3840 MHz) | 662666 (3939.99 MHz) | | |
| | | | Conducted Power [dBm] | | | | |
| DFT-s-OFDM π/2 BPSK | 1 | 1 | 13.18 | 13.35 | 12.87 | 0 | 0.0 |
| | 1 | 109 | 13.50 | 13.41 | 13.16 | | 0.0 |
| | 1 | 215 | 13.48 | 13.10 | 13.19 | | 0.0 |
| | 108 | 0 | 13.32 | 13.30 | 12.95 | 0-0.5 | 0.0 |
| | 108 | 55 | 13.52 | 13.42 | 13.14 | 0 | 0.0 |
| | 108 | 109 | 13.61 | 13.35 | 13.29 | 0-0.5 | 0.0 |
| | 216 | 0 | 13.49 | 13.33 | 13.16 | | 0.0 |
| DFT-s-OFDM QPSK | 1 | 1 | 13.17 | 13.34 | 12.87 | 0 | 0.0 |
| | 1 | 109 | 13.55 | 13.33 | 13.23 | | 0.0 |
| | 1 | 215 | 13.54 | 13.08 | 13.41 | | 0.0 |
| | 108 | 0 | 13.31 | 13.35 | 13.02 | 0-1 | 0.0 |
| | 108 | 55 | 13.43 | 13.40 | 13.20 | 0 | 0.0 |
| | 108 | 109 | 13.53 | 13.34 | 13.44 | 0-1 | 0.0 |
| | 216 | 0 | 13.35 | 13.33 | 13.22 | | 0.0 |
| DFT-s-OFDM 16QAM | 1 | 1 | 13.26 | 13.49 | 13.01 | 0-1 | 0.0 |
| CP-OFDM QPSK | 1 | 1 | 13.15 | 13.30 | 12.81 | 0-1.5 | 0.0 |

## Table I-263
## NR Band n77 C PC2 Measured $P_{limit}$ Antenna 3b - 70 MHz

| NR Band n77<br>70 MHz Bandwidth | | | | | | | | |
|---|---|---|---|---|---|---|---|---|
| | | | Channel | | | | MPR Allowed per 3GPP [dB] | MPR [dB] |
| Modulation | RB Size | RB Offset | 649000 (3735 MHz) | 653666 (3804.99 MHz) | 658334 (3875.01 MHz) | 663000 (3945 MHz) | | |
| | | | Conducted Power [dBm] | | | | | |
| DFT-s-OFDM π/2 BPSK | 1 | 1 | 13.36 | 13.58 | 13.46 | 13.08 | 0 | 0.0 |
| | 1 | 95 | 13.61 | 13.62 | 13.38 | 13.34 | | 0.0 |
| | 1 | 187 | 13.69 | 13.60 | 13.12 | 13.47 | | 0.0 |
| | 90 | 0 | 13.45 | 13.63 | 13.44 | 13.15 | 0-0.5 | 0.0 |
| | 90 | 50 | 13.68 | 13.61 | 13.39 | 13.36 | 0 | 0.0 |
| | 90 | 99 | 13.72 | 13.59 | 13.28 | 13.57 | 0-0.5 | 0.0 |
| | 180 | 0 | 13.56 | 13.61 | 13.37 | 13.33 | | 0.0 |
| DFT-s-OFDM QPSK | 1 | 1 | 13.24 | 13.66 | 13.42 | 13.00 | 0 | 0.0 |
| | 1 | 95 | 13.63 | 13.62 | 13.39 | 13.34 | | 0.0 |
| | 1 | 187 | 13.67 | 13.60 | 13.17 | 13.53 | | 0.0 |
| | 90 | 0 | 13.40 | 13.68 | 13.49 | 13.15 | 0-1 | 0.0 |
| | 90 | 50 | 13.66 | 13.67 | 13.43 | 13.37 | 0 | 0.0 |
| | 90 | 99 | 13.80 | 13.64 | 13.28 | 13.61 | 0-1 | 0.0 |
| | 180 | 0 | 13.55 | 13.60 | 13.37 | 13.36 | | 0.0 |
| DFT-s-OFDM 16QAM | 1 | 1 | 13.48 | 13.79 | 13.57 | 13.16 | 0-1 | 0.0 |
| CP-OFDM QPSK | 1 | 1 | 13.24 | 13.62 | 13.60 | 13.12 | 0-1.5 | 0.0 |


© 2022 PCTEST.

## Table I-264
## NR Band n77 C PC2 Measured $P_{limit}$ Antenna 3b - 60 MHz

| NR Band n77<br>60 MHz Bandwidth | | | | | | | | |
|---|---|---|---|---|---|---|---|---|
| | | | Channel | | | | MPR Allowed per 3GPP [dB] | MPR [dB] |
| Modulation | RB Size | RB Offset | 648668 (3730.02 MHz) | 653556 (3803.34 MHz) | 658444 (3876.66 MHz) | 663332 (3949.98 MHz) | | |
| | | | Conducted Power [dBm] | | | | | |
| DFT-s-OFDM π/2 BPSK | 1 | 1 | 13.38 | 13.61 | 13.48 | 13.22 | 0 | 0.0 |
| | 1 | 81 | 13.67 | 13.69 | 13.41 | 13.56 | | 0.0 |
| | 1 | 160 | 13.83 | 13.64 | 13.24 | 13.70 | | 0.0 |
| | 81 | 0 | 13.44 | 13.56 | 13.42 | 13.30 | 0-0.5 | 0.0 |
| | 81 | 41 | 13.55 | 13.60 | 13.36 | 13.45 | 0 | 0.0 |
| | 81 | 81 | 13.73 | 13.63 | 13.23 | 13.63 | 0-0.5 | 0.0 |
| | 162 | 0 | 13.57 | 13.59 | 13.32 | 13.44 | | 0.0 |
| DFT-s-OFDM QPSK | 1 | 1 | 13.32 | 13.64 | 13.48 | 13.18 | 0 | 0.0 |
| | 1 | 81 | 13.59 | 13.63 | 13.42 | 13.46 | | 0.0 |
| | 1 | 160 | 13.71 | 13.73 | 13.25 | 13.62 | | 0.0 |
| | 81 | 0 | 13.36 | 13.60 | 13.43 | 13.30 | 0-1 | 0.0 |
| | 81 | 41 | 13.54 | 13.62 | 13.37 | 13.45 | 0 | 0.0 |
| | 81 | 81 | 13.67 | 13.59 | 13.18 | 13.61 | 0-1 | 0.0 |
| | 162 | 0 | 13.57 | 13.61 | 13.26 | 13.42 | | 0.0 |
| DFT-s-OFDM 16QAM | 1 | 1 | 13.38 | 13.83 | 13.57 | 13.33 | 0-1 | 0.0 |
| CP-OFDM QPSK | 1 | 1 | 13.18 | 13.60 | 13.25 | 13.10 | 0-1.5 | 0.0 |

## Table I-265
## NR Band n77 C PC2 Measured $P_{limit}$ Antenna 3b - 50 MHz

| NR Band n77<br>50 MHz Bandwidth | | | | | | | | | |
|---|---|---|---|---|---|---|---|---|---|
| | | | Channel | | | | | MPR Allowed per 3GPP [dB] | MPR [dB] |
| Modulation | RB Size | RB Offset | 648334 (3725.01 MHz) | 652166 (3782.49 MHz) | 656000 (3840 MHz) | 659834 (3897.51 MHz) | 663666 (3954.99 MHz) | | |
| | | | Conducted Power [dBm] | | | | | | |
| DFT-s-OFDM π/2 BPSK | 1 | 1 | 13.33 | 13.61 | 13.49 | 13.31 | 13.48 | 0 | 0.0 |
| | 1 | 67 | 13.44 | 13.63 | 13.62 | 13.20 | 13.69 | | 0.0 |
| | 1 | 131 | 13.64 | 13.66 | 13.63 | 13.28 | 13.90 | | 0.0 |
| | 64 | 0 | 13.28 | 13.57 | 13.59 | 13.19 | 13.49 | 0-0.5 | 0.0 |
| | 64 | 35 | 13.40 | 13.67 | 13.63 | 13.21 | 13.74 | 0 | 0.0 |
| | 64 | 69 | 13.52 | 13.66 | 13.61 | 13.16 | 13.91 | 0-0.5 | 0.0 |
| | 128 | 0 | 13.63 | 13.60 | 13.60 | 13.20 | 13.60 | | 0.0 |
| DFT-s-OFDM QPSK | 1 | 1 | 13.38 | 13.52 | 13.40 | 13.29 | 13.50 | 0 | 0.0 |
| | 1 | 67 | 13.65 | 13.63 | 13.51 | 13.13 | 13.68 | | 0.0 |
| | 1 | 131 | 13.77 | 13.74 | 13.50 | 13.26 | 13.92 | | 0.0 |
| | 64 | 0 | 13.42 | 13.56 | 13.49 | 13.22 | 13.55 | 0-1 | 0.0 |
| | 64 | 35 | 13.60 | 13.65 | 13.54 | 13.21 | 13.76 | 0 | 0.0 |
| | 64 | 69 | 13.73 | 13.68 | 13.47 | 13.17 | 13.81 | 0-1 | 0.0 |
| | 128 | 0 | 13.63 | 13.63 | 13.46 | 13.20 | 13.69 | | 0.0 |
| DFT-s-OFDM 16QAM | 1 | 1 | 13.44 | 13.71 | 13.64 | 13.53 | 13.55 | 0-1 | 0.0 |
| CP-OFDM QPSK | 1 | 1 | 13.24 | 13.43 | 13.42 | 13.28 | 13.34 | 0-1.5 | 0.0 |


© 2022 PCTEST.

## Table I-266
## NR Band n77 C PC2 Measured $P_{limit}$ Antenna 3b - 40 MHz

| NR Band n77<br>40 MHz Bandwidth | | | | | | | | | | |
|---|---|---|---|---|---|---|---|---|---|---|
| | | | Channel | | | | | | MPR Allowed per 3GPP [dB] | MPR [dB] |
| Modulation | RB Size | RB Offset | 648000 (3720 MHz) | 651200 (3768 MHz) | 654400 (3816 MHz) | 657600 (3864 MHz) | 660800 (3912 MHz) | 664000 (3960 MHz) | | |
| | | | Conducted Power [dBm] | | | | | | | |
| DFT-s-OFDM π/2 BPSK | 1 | 1 | 13.32 | 13.33 | 13.33 | 13.24 | 13.32 | 13.28 | 0 | 0.0 |
| | 1 | 53 | 13.39 | 13.25 | 13.29 | 13.10 | 13.25 | 13.04 | | 0.0 |
| | 1 | 104 | 13.52 | 13.22 | 13.38 | 13.32 | 13.50 | 13.05 | | 0.0 |
| | 50 | 0 | 13.36 | 13.22 | 13.20 | 13.11 | 13.22 | 13.13 | 0-0.5 | 0.0 |
| | 50 | 28 | 13.34 | 13.18 | 13.23 | 13.12 | 13.33 | 13.08 | 0 | 0.0 |
| | 50 | 56 | 13.37 | 13.17 | 13.29 | 13.14 | 13.37 | 13.05 | 0-0.5 | 0.0 |
| | 100 | 0 | 13.35 | 13.21 | 13.26 | 13.12 | 13.31 | 13.10 | | 0.0 |
| DFT-s-OFDM QPSK | 1 | 1 | 13.38 | 13.31 | 13.21 | 13.31 | 13.28 | 13.35 | 0 | 0.0 |
| | 1 | 53 | 13.32 | 13.23 | 13.27 | 13.24 | 13.31 | 13.11 | | 0.0 |
| | 1 | 104 | 13.55 | 13.23 | 13.32 | 13.47 | 13.39 | 13.11 | | 0.0 |
| | 50 | 0 | 13.38 | 13.19 | 13.18 | 13.19 | 13.18 | 13.18 | 0-1 | 0.0 |
| | 50 | 28 | 13.34 | 13.19 | 13.22 | 13.10 | 13.30 | 13.08 | 0 | 0.0 |
| | 50 | 56 | 13.37 | 13.19 | 13.29 | 13.15 | 13.26 | 13.06 | 0-1 | 0.0 |
| | 100 | 0 | 13.32 | 13.22 | 13.26 | 13.16 | 13.34 | 13.09 | | 0.0 |
| DFT-s-OFDM 16QAM | 1 | 1 | 13.16 | 13.35 | 13.12 | 13.03 | 13.11 | 13.07 | 0-1 | 0.0 |
| CP-OFDM QPSK | 1 | 1 | 13.27 | 13.29 | 13.31 | 13.17 | 13.29 | 13.14 | 0-1.5 | 0.0 |

## Table I-267
## NR Band n77 C PC2 Measured $P_{limit}$ Antenna 3b - 30 MHz

| NR Band n77<br>30 MHz Bandwidth | | | | | | | | | | |
|---|---|---|---|---|---|---|---|---|---|---|
| | | | Channel | | | | | | MPR Allowed per 3GPP [dB] | MPR [dB] |
| Modulation | RB Size | RB Offset | 647668 (3715.02 MHz) | 651000 (3765 MHz) | 654334 (3815.01 MHz) | 657666 (3864.99 MHz) | 661000 (3915 MHz) | 664332 (3964.98 MHz) | | |
| | | | Conducted Power [dBm] | | | | | | | |
| DFT-s-OFDM π/2 BPSK | 1 | 1 | 13.37 | 13.30 | 13.20 | 13.00 | 13.03 | 13.15 | 0 | 0.0 |
| | 1 | 39 | 13.44 | 13.25 | 13.15 | 12.96 | 13.01 | 13.03 | | 0.0 |
| | 1 | 76 | 13.53 | 13.28 | 13.14 | 13.05 | 13.15 | 13.19 | | 0.0 |
| | 36 | 0 | 13.34 | 13.16 | 13.10 | 12.93 | 12.97 | 12.83 | 0-0.5 | 0.0 |
| | 36 | 21 | 13.44 | 13.12 | 13.12 | 12.90 | 12.98 | 13.06 | 0 | 0.0 |
| | 36 | 42 | 13.41 | 13.17 | 13.16 | 12.93 | 13.05 | 13.08 | 0-0.5 | 0.0 |
| | 75 | 0 | 13.45 | 13.18 | 13.15 | 12.92 | 12.98 | 12.86 | | 0.0 |
| DFT-s-OFDM QPSK | 1 | 1 | 13.38 | 13.21 | 13.15 | 12.93 | 13.01 | 13.10 | 0 | 0.0 |
| | 1 | 39 | 13.41 | 13.16 | 13.18 | 12.94 | 12.98 | 13.02 | | 0.0 |
| | 1 | 76 | 13.55 | 13.23 | 13.26 | 13.04 | 13.17 | 13.00 | | 0.0 |
| | 36 | 0 | 13.35 | 13.20 | 13.17 | 12.92 | 12.99 | 12.81 | 0-1 | 0.0 |
| | 36 | 21 | 13.40 | 13.26 | 13.12 | 13.05 | 12.93 | 12.83 | 0 | 0.0 |
| | 36 | 42 | 13.37 | 13.19 | 13.16 | 12.95 | 13.03 | 12.98 | 0-1 | 0.0 |
| | 75 | 0 | 13.50 | 13.16 | 13.14 | 12.90 | 13.00 | 12.81 | | 0.0 |
| DFT-s-OFDM 16QAM | 1 | 1 | 13.23 | 13.29 | 13.41 | 13.28 | 13.21 | 13.19 | 0-1 | 0.0 |
| CP-OFDM QPSK | 1 | 1 | 13.48 | 13.21 | 13.11 | 12.91 | 13.13 | 12.80 | 0-1.5 | 0.0 |


© 2022 PCTEST.

## Table I-268
## NR Band n77 C PC2 Measured $P_{limit}$ Antenna 3b - 20 MHz

| NR Band n77 20 MHz Bandwidth | | | | | | | | | | |
|---|---|---|---|---|---|---|---|---|---|---|
| | | | Channel | | | | | | MPR Allowed per 3GPP [dB] | MPR [dB] |
| Modulation | RB Size | RB Offset | 647334 (3710.01 MHz) | 650800 (3762 MHz) | 654266 (3813.99 MHz) | 657734 (3866.01 MHz) | 661200 (3918 MHz) | 664666 (3969.99 MHz) | | |
| | | | Conducted Power [dBm] | | | | | | | |
| DFT-s-OFDM π/2 BPSK | 1 | 1 | 13.35 | 13.28 | 13.26 | 13.05 | 13.16 | 12.90 | 0 | 0.0 |
| | 1 | 26 | 13.34 | 13.21 | 13.13 | 12.98 | 13.11 | 12.97 | | 0.0 |
| | 1 | 49 | 13.45 | 13.22 | 13.25 | 13.03 | 13.17 | 13.08 | | 0.0 |
| | 25 | 0 | 13.36 | 13.26 | 13.17 | 13.04 | 13.15 | 12.91 | 0-0.5 | 0.0 |
| | 25 | 13 | 13.27 | 13.20 | 13.14 | 13.00 | 13.09 | 12.91 | 0 | 0.0 |
| | 25 | 26 | 13.36 | 13.20 | 13.19 | 12.96 | 13.12 | 12.98 | 0-0.5 | 0.0 |
| | 50 | 0 | 13.32 | 13.21 | 13.15 | 13.05 | 13.14 | 12.96 | | 0.0 |
| DFT-s-OFDM QPSK | 1 | 1 | 13.51 | 13.33 | 13.18 | 13.09 | 13.13 | 13.05 | 0 | 0.0 |
| | 1 | 26 | 13.36 | 13.27 | 13.18 | 13.07 | 13.21 | 13.00 | | 0.0 |
| | 1 | 49 | 13.41 | 13.31 | 13.29 | 13.09 | 13.25 | 13.04 | | 0.0 |
| | 25 | 0 | 13.31 | 13.28 | 13.19 | 13.10 | 13.12 | 12.92 | 0-1 | 0.0 |
| | 25 | 13 | 13.29 | 13.18 | 13.16 | 13.00 | 13.09 | 13.00 | 0 | 0.0 |
| | 25 | 26 | 13.28 | 13.21 | 13.21 | 13.02 | 13.10 | 12.94 | 0-1 | 0.0 |
| | 50 | 0 | 13.37 | 13.22 | 13.13 | 13.02 | 13.08 | 12.93 | | 0.0 |
| DFT-s-OFDM 16QAM | 1 | 1 | 13.68 | 13.51 | 13.43 | 13.10 | 13.30 | 13.16 | 0-1 | 0.0 |
| CP-OFDM QPSK | 1 | 1 | 13.38 | 13.36 | 13.20 | 13.23 | 13.18 | 13.07 | 0-1.5 | 0.0 |

## Table I-269
## NR Band n77 C PC2 Measured $P_{limit}$ Antenna 2b - 90 MHz

| NR Band n77 90 MHz Bandwidth | | | | | | | |
|---|---|---|---|---|---|---|---|
| | | | Channel | | | MPR Allowed per 3GPP [dB] | MPR [dB] |
| Modulation | RB Size | RB Offset | 649668 (3745.02 MHz) | 656000 (3840 MHz) | 662332 (3934.98 MHz) | | |
| | | | Conducted Power [dBm] | | | | |
| DFT-s-OFDM π/2 BPSK | 1 | 1 | 10.98 | 11.11 | 11.42 | 0 | 0.0 |
| | 1 | 123 | 11.43 | 11.41 | 11.75 | | 0.0 |
| | 1 | 243 | 11.29 | 11.26 | 11.60 | | 0.0 |
| | 120 | 0 | 11.23 | 11.28 | 11.54 | 0-0.5 | 0.0 |
| | 120 | 63 | 11.27 | 11.36 | 11.77 | 0 | 0.0 |
| | 120 | 125 | 11.16 | 11.32 | 11.71 | 0-0.5 | 0.0 |
| | 243 | 0 | 11.11 | 11.28 | 11.44 | | 0.0 |
| DFT-s-OFDM QPSK | 1 | 1 | 11.12 | 11.15 | 11.44 | 0 | 0.0 |
| | 1 | 123 | 11.22 | 11.42 | 11.62 | | 0.0 |
| | 1 | 243 | 11.10 | 11.24 | 11.45 | | 0.0 |
| | 120 | 0 | 11.22 | 11.31 | 11.55 | 0-1 | 0.0 |
| | 120 | 63 | 11.31 | 11.36 | 11.78 | 0 | 0.0 |
| | 120 | 125 | 11.24 | 11.35 | 11.69 | 0-1 | 0.0 |
| | 243 | 0 | 11.27 | 11.29 | 11.58 | | 0.0 |
| DFT-s-OFDM 16QAM | 1 | 1 | 11.10 | 11.18 | 11.50 | 0-1 | 0.0 |
| CP-OFDM QPSK | 1 | 1 | 11.25 | 11.30 | 11.50 | 0-1.5 | 0.0 |


© 2022 PCTEST.

## Table I-270
## NR Band n77 C PC2 Measured $P_{limit}$ Antenna 2b - 80 MHz

| NR Band n77<br>80 MHz Bandwidth | | | | | | | |
|---|---|---|---|---|---|---|---|
| | | | Channel | | | MPR Allowed per 3GPP [dB] | MPR [dB] |
| Modulation | RB Size | RB Offset | 649334 (3740.01 MHz) | 656000 (3840 MHz) | 662666 (3939.99 MHz) | | |
| | | | Conducted Power [dBm] | | | | |
| DFT-s-OFDM π/2 BPSK | 1 | 1 | 11.20 | 11.33 | 11.60 | 0 | 0.0 |
| | 1 | 109 | 11.30 | 11.40 | 11.87 | | 0.0 |
| | 1 | 215 | 11.20 | 11.38 | 11.57 | | 0.0 |
| | 108 | 0 | 11.22 | 11.37 | 11.55 | 0-0.5 | 0.0 |
| | 108 | 55 | 11.29 | 11.44 | 11.64 | 0 | 0.0 |
| | 108 | 109 | 11.27 | 11.41 | 11.65 | 0-0.5 | 0.0 |
| | 216 | 0 | 11.24 | 11.34 | 11.52 | | 0.0 |
| DFT-s-OFDM QPSK | 1 | 1 | 11.23 | 11.33 | 11.60 | 0 | 0.0 |
| | 1 | 109 | 11.33 | 11.41 | 11.75 | | 0.0 |
| | 1 | 215 | 11.15 | 11.56 | 11.58 | | 0.0 |
| | 108 | 0 | 11.32 | 11.35 | 11.42 | 0-1 | 0.0 |
| | 108 | 55 | 11.30 | 11.37 | 11.62 | 0 | 0.0 |
| | 108 | 109 | 11.24 | 11.38 | 11.70 | 0-1 | 0.0 |
| | 216 | 0 | 11.30 | 11.36 | 11.56 | | 0.0 |
| DFT-s-OFDM 16QAM | 1 | 1 | 11.27 | 11.30 | 11.51 | 0-1 | 0.0 |
| CP-OFDM QPSK | 1 | 1 | 11.30 | 11.30 | 11.42 | 0-1.5 | 0.0 |

## Table I-271
## NR Band n77 C PC2 Measured $P_{limit}$ Antenna 2b - 70 MHz

| NR Band n77<br>70 MHz Bandwidth | | | | | | | | |
|---|---|---|---|---|---|---|---|---|
| | | | Channel | | | | MPR Allowed per 3GPP [dB] | MPR [dB] |
| Modulation | RB Size | RB Offset | 649000 (3735 MHz) | 653666 (3804.99 MHz) | 658334 (3875.01 MHz) | 663000 (3945 MHz) | | |
| | | | Conducted Power [dBm] | | | | | |
| DFT-s-OFDM π/2 BPSK | 1 | 1 | 11.20 | 10.99 | 11.13 | 11.54 | 0 | 0.0 |
| | 1 | 95 | 11.34 | 11.25 | 11.44 | 11.84 | | 0.0 |
| | 1 | 187 | 11.32 | 11.42 | 11.29 | 11.70 | | 0.0 |
| | 90 | 0 | 11.22 | 11.03 | 11.30 | 11.66 | 0-0.5 | 0.0 |
| | 90 | 50 | 11.37 | 11.20 | 11.47 | 11.58 | 0 | 0.0 |
| | 90 | 99 | 11.24 | 11.32 | 11.55 | 11.71 | 0-0.5 | 0.0 |
| | 180 | 0 | 11.23 | 11.19 | 11.27 | 11.60 | | 0.0 |
| DFT-s-OFDM QPSK | 1 | 1 | 11.20 | 10.96 | 11.28 | 11.63 | 0 | 0.0 |
| | 1 | 95 | 11.26 | 11.25 | 11.47 | 11.80 | | 0.0 |
| | 1 | 187 | 11.30 | 11.37 | 11.66 | 11.77 | | 0.0 |
| | 90 | 0 | 11.30 | 11.00 | 11.25 | 11.67 | 0-1 | 0.0 |
| | 90 | 50 | 11.34 | 11.15 | 11.44 | 11.70 | 0 | 0.0 |
| | 90 | 99 | 11.33 | 11.23 | 11.52 | 11.75 | 0-1 | 0.0 |
| | 180 | 0 | 11.20 | 11.00 | 11.44 | 11.67 | | 0.0 |
| DFT-s-OFDM 16QAM | 1 | 1 | 11.24 | 11.07 | 11.20 | 11.50 | 0-1 | 0.0 |
| CP-OFDM QPSK | 1 | 1 | 11.11 | 11.20 | 11.13 | 11.28 | 0-1.5 | 0.0 |


© 2022 PCTEST.

## Table I-272
## NR Band n77 C PC2 Measured $P_{limit}$ Antenna 2b - 60 MHz

| NR Band n77 60 MHz Bandwidth | | | | | | | | |
|---|---|---|---|---|---|---|---|---|
| | | | Channel | | | | MPR Allowed per 3GPP [dB] | MPR [dB] |
| Modulation | RB Size | RB Offset | 648668 (3730.02 MHz) | 653556 (3803.34 MHz) | 658444 (3876.66 MHz) | 663332 (3949.98 MHz) | | |
| | | | Conducted Power [dBm] | | | | | |
| DFT-s-OFDM π/2 BPSK | 1 | 1 | 11.32 | 11.00 | 11.32 | 11.62 | 0 | 0.0 |
| | 1 | 81 | 11.28 | 11.22 | 11.45 | 11.70 | | 0.0 |
| | 1 | 160 | 11.26 | 11.30 | 11.58 | 11.56 | | 0.0 |
| | 81 | 0 | 11.24 | 11.10 | 11.18 | 11.65 | 0-0.5 | 0.0 |
| | 81 | 41 | 11.24 | 11.24 | 11.33 | 11.63 | 0 | 0.0 |
| | 81 | 81 | 11.26 | 11.34 | 11.43 | 11.55 | 0-0.5 | 0.0 |
| | 162 | 0 | 11.32 | 11.21 | 11.38 | 11.67 | | 0.0 |
| DFT-s-OFDM QPSK | 1 | 1 | 11.32 | 11.00 | 11.29 | 11.55 | 0 | 0.0 |
| | 1 | 81 | 11.38 | 11.27 | 11.41 | 11.64 | | 0.0 |
| | 1 | 160 | 11.37 | 11.40 | 11.56 | 11.65 | | 0.0 |
| | 81 | 0 | 11.32 | 11.07 | 11.30 | 11.72 | 0-1 | 0.0 |
| | 81 | 41 | 11.38 | 11.25 | 11.37 | 11.71 | 0 | 0.0 |
| | 81 | 81 | 11.37 | 11.22 | 11.46 | 11.71 | 0-1 | 0.0 |
| | 162 | 0 | 11.32 | 11.22 | 11.40 | 11.63 | | 0.0 |
| DFT-s-OFDM 16QAM | 1 | 1 | 11.14 | 11.00 | 11.18 | 11.55 | 0-1 | 0.0 |
| CP-OFDM QPSK | 1 | 1 | 11.30 | 10.98 | 11.13 | 11.58 | 0-1.5 | 0.0 |

## Table I-273
## NR Band n77 C PC2 Measured $P_{limit}$ Antenna 2b - 50 MHz

| NR Band n77 50 MHz Bandwidth | | | | | | | | | |
|---|---|---|---|---|---|---|---|---|---|
| | | | Channel | | | | | MPR Allowed per 3GPP [dB] | MPR [dB] |
| Modulation | RB Size | RB Offset | 648334 (3725.01 MHz) | 652166 (3782.49 MHz) | 656000 (3840 MHz) | 659834 (3897.51 MHz) | 663666 (3954.99 MHz) | | |
| | | | Conducted Power [dBm] | | | | | | |
| DFT-s-OFDM π/2 BPSK | 1 | 1 | 11.35 | 11.35 | 11.18 | 11.20 | 11.42 | 0 | 0.0 |
| | 1 | 67 | 11.47 | 11.15 | 11.40 | 11.31 | 11.33 | | 0.0 |
| | 1 | 131 | 11.46 | 11.43 | 11.33 | 11.44 | 11.33 | | 0.0 |
| | 64 | 0 | 11.59 | 11.26 | 11.36 | 11.36 | 11.39 | 0-0.5 | 0.0 |
| | 64 | 35 | 11.52 | 11.29 | 11.37 | 11.35 | 11.38 | 0 | 0.0 |
| | 64 | 69 | 11.44 | 11.38 | 11.26 | 11.42 | 11.34 | 0-0.5 | 0.0 |
| | 128 | 0 | 11.49 | 11.24 | 11.34 | 11.31 | 11.33 | | 0.0 |
| DFT-s-OFDM QPSK | 1 | 1 | 11.58 | 11.25 | 11.30 | 11.20 | 11.56 | 0 | 0.0 |
| | 1 | 67 | 11.49 | 11.29 | 11.37 | 11.38 | 11.34 | | 0.0 |
| | 1 | 131 | 11.37 | 11.48 | 11.27 | 11.45 | 11.40 | | 0.0 |
| | 64 | 0 | 11.51 | 11.34 | 11.28 | 11.29 | 11.39 | 0-1 | 0.0 |
| | 64 | 35 | 11.49 | 11.24 | 11.36 | 11.36 | 11.33 | 0 | 0.0 |
| | 64 | 69 | 11.41 | 11.36 | 11.29 | 11.41 | 11.31 | 0-1 | 0.0 |
| | 128 | 0 | 11.51 | 11.26 | 11.39 | 11.26 | 11.29 | | 0.0 |
| DFT-s-OFDM 16QAM | 1 | 1 | 11.34 | 11.21 | 11.35 | 11.24 | 11.40 | 0-1 | 0.0 |
| CP-OFDM QPSK | 1 | 1 | 11.58 | 11.00 | 11.31 | 11.13 | 11.33 | 0-1.5 | 0.0 |


© 2022 PCTEST.

## Table I-274
## NR Band n77 C PC2 Measured $P_{limit}$ Antenna 2b - 40 MHz

| NR Band n77<br>40 MHz Bandwidth | | | | | | | | | | |
|---|---|---|---|---|---|---|---|---|---|---|
| | | | Channel | | | | | | MPR Allowed per 3GPP [dB] | MPR [dB] |
| Modulation | RB Size | RB Offset | 648000 (3720 MHz) | 651200 (3768 MHz) | 654400 (3816 MHz) | 657600 (3864 MHz) | 660800 (3912 MHz) | 664000 (3960 MHz) | | |
| | | | Conducted Power [dBm] | | | | | | | |
| DFT-s-OFDM π/2 BPSK | 1 | 1 | 11.40 | 11.37 | 11.30 | 11.11 | 11.30 | 11.66 | 0 | 0.0 |
| | 1 | 53 | 11.52 | 11.40 | 11.18 | 11.13 | 11.34 | 11.41 | | 0.0 |
| | 1 | 104 | 11.65 | 11.38 | 11.33 | 11.45 | 11.61 | 11.63 | | 0.0 |
| | 50 | 0 | 11.55 | 11.37 | 11.11 | 11.17 | 11.42 | 11.49 | 0-0.5 | 0.0 |
| | 50 | 28 | 11.59 | 11.31 | 11.22 | 11.20 | 11.47 | 11.45 | 0 | 0.0 |
| | 50 | 56 | 11.64 | 11.36 | 11.30 | 11.22 | 11.51 | 11.57 | 0-0.5 | 0.0 |
| | 100 | 0 | 11.60 | 11.37 | 11.24 | 11.16 | 11.48 | 11.47 | | 0.0 |
| DFT-s-OFDM QPSK | 1 | 1 | 11.62 | 11.40 | 11.20 | 11.38 | 11.55 | 11.60 | 0 | 0.0 |
| | 1 | 53 | 11.60 | 11.40 | 11.12 | 11.20 | 11.44 | 11.45 | | 0.0 |
| | 1 | 104 | 11.70 | 11.33 | 11.37 | 11.42 | 11.66 | 11.59 | | 0.0 |
| | 50 | 0 | 11.45 | 11.24 | 11.07 | 11.14 | 11.44 | 11.47 | 0-1 | 0.0 |
| | 50 | 28 | 11.56 | 11.36 | 11.12 | 11.12 | 11.47 | 11.58 | 0 | 0.0 |
| | 50 | 56 | 11.62 | 11.38 | 11.30 | 11.20 | 11.48 | 11.55 | 0-1 | 0.0 |
| | 100 | 0 | 11.60 | 11.31 | 11.14 | 11.20 | 11.41 | 11.50 | | 0.0 |
| DFT-s-OFDM 16QAM | 1 | 1 | 11.30 | 11.23 | 11.12 | 11.10 | 11.22 | 11.22 | 0-1 | 0.0 |
| CP-OFDM QPSK | 1 | 1 | 11.54 | 11.33 | 11.13 | 11.32 | 11.38 | 11.33 | 0-1.5 | 0.0 |

## Table I-275
## NR Band n77 C PC2 Measured $P_{limit}$ Antenna 2b - 30 MHz

| NR Band n77<br>30 MHz Bandwidth | | | | | | | | | | |
|---|---|---|---|---|---|---|---|---|---|---|
| | | | Channel | | | | | | MPR Allowed per 3GPP [dB] | MPR [dB] |
| Modulation | RB Size | RB Offset | 647668 (3715.02 MHz) | 651000 (3765 MHz) | 654334 (3815.01 MHz) | 657666 (3864.99 MHz) | 661000 (3915 MHz) | 664332 (3964.98 MHz) | | |
| | | | Conducted Power [dBm] | | | | | | | |
| DFT-s-OFDM π/2 BPSK | 1 | 1 | 11.10 | 11.49 | 11.28 | 11.36 | 11.38 | 11.61 | 0 | 0.0 |
| | 1 | 39 | 11.33 | 11.35 | 11.31 | 11.31 | 11.55 | 11.37 | | 0.0 |
| | 1 | 76 | 11.23 | 11.67 | 11.41 | 11.35 | 11.49 | 11.59 | | 0.0 |
| | 36 | 0 | 11.10 | 11.39 | 11.26 | 11.29 | 11.35 | 11.36 | 0-0.5 | 0.0 |
| | 36 | 21 | 11.18 | 11.44 | 11.36 | 11.28 | 11.39 | 11.36 | 0 | 0.0 |
| | 36 | 42 | 11.23 | 11.48 | 11.34 | 11.23 | 11.44 | 11.39 | 0-0.5 | 0.0 |
| | 75 | 0 | 11.12 | 11.48 | 11.34 | 11.33 | 11.40 | 11.38 | | 0.0 |
| DFT-s-OFDM QPSK | 1 | 1 | 11.11 | 11.44 | 11.38 | 11.47 | 11.36 | 11.51 | 0 | 0.0 |
| | 1 | 39 | 11.60 | 11.41 | 11.37 | 11.32 | 11.38 | 11.40 | | 0.0 |
| | 1 | 76 | 11.23 | 11.58 | 11.57 | 11.43 | 11.41 | 11.51 | | 0.0 |
| | 36 | 0 | 11.12 | 11.43 | 11.31 | 11.34 | 11.40 | 11.42 | 0-1 | 0.0 |
| | 36 | 21 | 11.12 | 11.38 | 11.29 | 11.31 | 11.39 | 11.31 | 0 | 0.0 |
| | 36 | 42 | 11.16 | 11.46 | 11.43 | 11.33 | 11.47 | 11.47 | 0-1 | 0.0 |
| | 75 | 0 | 11.20 | 11.44 | 11.35 | 11.29 | 11.41 | 11.38 | | 0.0 |
| DFT-s-OFDM 16QAM | 1 | 1 | 11.16 | 11.38 | 11.35 | 11.36 | 11.33 | 11.58 | 0-1 | 0.0 |
| CP-OFDM QPSK | 1 | 1 | 11.10 | 11.42 | 11.32 | 11.34 | 11.52 | 11.56 | 0-1.5 | 0.0 |


© 2022 PCTEST.

## Table I-276
## NR Band n77 C PC2 Measured $P_{limit}$ Antenna 2b - 20 MHz

| NR Band n77<br>20 MHz Bandwidth | | | | | | | | | | |
|---|---|---|---|---|---|---|---|---|---|---|
| | | | Channel | | | | | | MPR Allowed per 3GPP [dB] | MPR [dB] |
| Modulation | RB Size | RB Offset | 647334 (3710.01 MHz) | 650800 (3762 MHz) | 654266 (3813.99 MHz) | 657734 (3866.01 MHz) | 661200 (3918 MHz) | 664666 (3969.99 MHz) | | |
| | | | Conducted Power [dBm] | | | | | | | |
| DFT-s-OFDM π/2 BPSK | 1 | 1 | 11.26 | 11.15 | 11.24 | 11.10 | 11.25 | 11.40 | 0 | 0.0 |
| | 1 | 26 | 11.03 | 11.28 | 11.22 | 10.96 | 11.21 | 11.25 | | 0.0 |
| | 1 | 49 | 11.25 | 11.36 | 11.38 | 11.13 | 11.46 | 11.19 | | 0.0 |
| | 25 | 0 | 11.16 | 11.23 | 11.10 | 10.88 | 11.09 | 11.26 | 0-0.5 | 0.0 |
| | 25 | 13 | 11.06 | 11.24 | 11.04 | 10.89 | 11.20 | 11.24 | 0 | 0.0 |
| | 25 | 26 | 11.08 | 11.19 | 11.12 | 10.93 | 11.19 | 11.29 | 0-0.5 | 0.0 |
| | 50 | 0 | 11.08 | 11.15 | 11.12 | 10.88 | 11.13 | 11.25 | | 0.0 |
| DFT-s-OFDM QPSK | 1 | 1 | 11.17 | 11.20 | 11.23 | 11.00 | 11.07 | 11.34 | 0 | 0.0 |
| | 1 | 26 | 11.06 | 11.21 | 11.25 | 11.01 | 11.02 | 11.25 | | 0.0 |
| | 1 | 49 | 11.13 | 11.40 | 11.25 | 11.09 | 11.22 | 11.26 | | 0.0 |
| | 25 | 0 | 11.07 | 11.23 | 11.09 | 10.95 | 10.98 | 11.20 | 0-1 | 0.0 |
| | 25 | 13 | 11.13 | 11.14 | 11.06 | 10.97 | 11.00 | 11.23 | 0 | 0.0 |
| | 25 | 26 | 10.98 | 11.24 | 11.15 | 10.89 | 11.08 | 11.29 | 0-1 | 0.0 |
| | 50 | 0 | 11.05 | 11.23 | 11.11 | 10.92 | 10.95 | 11.22 | | 0.0 |
| DFT-s-OFDM 16QAM | 1 | 1 | 11.05 | 11.24 | 11.24 | 11.16 | 11.10 | 11.33 | 0-1 | 0.0 |
| CP-OFDM QPSK | 1 | 1 | 11.01 | 10.78 | 11.20 | 11.06 | 11.24 | 11.42 | 0-1.5 | 0.0 |

## Table I-277
## NR Band n77 C PC2 Measured $P_{limit}$ Antenna 1b - 90 MHz

| NR Band n77<br>90 MHz Bandwidth | | | | | | | |
|---|---|---|---|---|---|---|---|
| | | | Channel | | | MPR Allowed per 3GPP [dB] | MPR [dB] |
| Modulation | RB Size | RB Offset | 649668 (3745.02 MHz) | 656000 (3840 MHz) | 662332 (3934.98 MHz) | | |
| | | | Conducted Power [dBm] | | | | |
| DFT-s-OFDM π/2 BPSK | 1 | 1 | 11.38 | 11.63 | 11.16 | 0 | 0.0 |
| | 1 | 123 | 11.93 | 11.65 | 11.42 | | 0.0 |
| | 1 | 243 | 11.74 | 11.46 | 11.70 | | 0.0 |
| | 120 | 0 | 11.56 | 11.58 | 11.25 | 0-0.5 | 0.0 |
| | 120 | 63 | 11.77 | 11.56 | 11.45 | 0 | 0.0 |
| | 120 | 125 | 11.83 | 11.65 | 11.62 | 0-0.5 | 0.0 |
| | 243 | 0 | 11.67 | 11.58 | 11.45 | | 0.0 |
| DFT-s-OFDM QPSK | 1 | 1 | 11.24 | 11.65 | 11.15 | 0 | 0.0 |
| | 1 | 123 | 11.85 | 11.58 | 11.40 | | 0.0 |
| | 1 | 243 | 11.77 | 11.50 | 11.66 | | 0.0 |
| | 120 | 0 | 11.52 | 11.60 | 11.21 | 0-1 | 0.0 |
| | 120 | 63 | 11.75 | 11.56 | 11.41 | 0 | 0.0 |
| | 120 | 125 | 11.84 | 11.69 | 11.58 | 0-1 | 0.0 |
| | 243 | 0 | 11.64 | 11.64 | 11.42 | | 0.0 |
| DFT-s-OFDM 16QAM | 1 | 1 | 11.13 | 11.54 | 11.03 | 0-1 | 0.0 |
| CP-OFDM QPSK | 1 | 1 | 11.35 | 11.53 | 11.22 | 0-1.5 | 0.0 |


© 2022 PCTEST.

## Table I-278
## NR Band n77 C PC2 Measured $P_{limit}$ Antenna 1b - 80 MHz

| NR Band n77<br>80 MHz Bandwidth | | | | | | | |
|---|---|---|---|---|---|---|---|
| | | | Channel | | | MPR Allowed per 3GPP [dB] | MPR [dB] |
| Modulation | RB Size | RB Offset | 649334 (3740.01 MHz) | 656000 (3840 MHz) | 662666 (3939.99 MHz) | | |
| | | | Conducted Power [dBm] | | | | |
| DFT-s-OFDM π/2 BPSK | 1 | 1 | 11.47 | 11.64 | 11.31 | 0 | 0.0 |
| | 1 | 109 | 11.95 | 11.77 | 11.57 | | 0.0 |
| | 1 | 215 | 11.78 | 11.64 | 11.71 | | 0.0 |
| | 108 | 0 | 11.60 | 11.71 | 11.34 | 0-0.5 | 0.0 |
| | 108 | 55 | 11.84 | 11.75 | 11.54 | 0 | 0.0 |
| | 108 | 109 | 11.95 | 11.79 | 11.66 | 0-0.5 | 0.0 |
| | 216 | 0 | 11.72 | 11.71 | 11.58 | | 0.0 |
| DFT-s-OFDM QPSK | 1 | 1 | 11.42 | 11.61 | 11.26 | 0 | 0.0 |
| | 1 | 109 | 11.85 | 11.68 | 11.24 | | 0.0 |
| | 1 | 215 | 11.73 | 11.51 | 11.61 | | 0.0 |
| | 108 | 0 | 11.84 | 11.67 | 11.40 | 0-1 | 0.0 |
| | 108 | 55 | 11.86 | 11.72 | 11.54 | 0 | 0.0 |
| | 108 | 109 | 11.85 | 11.75 | 11.72 | 0-1 | 0.0 |
| | 216 | 0 | 11.77 | 11.68 | 11.53 | | 0.0 |
| DFT-s-OFDM 16QAM | 1 | 1 | 11.31 | 11.46 | 11.57 | 0-1 | 0.0 |
| CP-OFDM QPSK | 1 | 1 | 11.30 | 11.63 | 11.37 | 0-1.5 | 0.0 |

## Table I-279
## NR Band n77 C PC2 Measured $P_{limit}$ Antenna 1b - 70 MHz

| NR Band n77<br>70 MHz Bandwidth | | | | | | | | |
|---|---|---|---|---|---|---|---|---|
| | | | Channel | | | | MPR Allowed per 3GPP [dB] | MPR [dB] |
| Modulation | RB Size | RB Offset | 649000 (3735 MHz) | 653666 (3804.99 MHz) | 658334 (3875.01 MHz) | 663000 (3945 MHz) | | |
| | | | Conducted Power [dBm] | | | | | |
| DFT-s-OFDM π/2 BPSK | 1 | 1 | 11.38 | 11.62 | 11.73 | 11.28 | 0 | 0.0 |
| | 1 | 95 | 11.57 | 11.87 | 11.79 | 11.43 | | 0.0 |
| | 1 | 187 | 11.73 | 11.80 | 11.26 | 11.56 | | 0.0 |
| | 90 | 0 | 11.40 | 11.70 | 11.75 | 11.23 | 0-0.5 | 0.0 |
| | 90 | 50 | 11.63 | 11.89 | 11.65 | 11.42 | 0 | 0.0 |
| | 90 | 99 | 11.70 | 11.89 | 11.43 | 11.58 | 0-0.5 | 0.0 |
| | 180 | 0 | 11.55 | 11.78 | 11.60 | 11.43 | | 0.0 |
| DFT-s-OFDM QPSK | 1 | 1 | 11.45 | 11.76 | 11.69 | 11.25 | 0 | 0.0 |
| | 1 | 95 | 11.68 | 12.00 | 11.85 | 11.53 | | 0.0 |
| | 1 | 187 | 11.82 | 11.85 | 11.42 | 11.64 | | 0.0 |
| | 90 | 0 | 11.45 | 11.73 | 11.73 | 11.33 | 0-1 | 0.0 |
| | 90 | 50 | 11.60 | 11.82 | 11.58 | 11.44 | 0 | 0.0 |
| | 90 | 99 | 11.67 | 11.91 | 11.41 | 11.59 | 0-1 | 0.0 |
| | 180 | 0 | 11.52 | 11.82 | 11.63 | 11.38 | | 0.0 |
| DFT-s-OFDM 16QAM | 1 | 1 | 11.54 | 11.90 | 11.91 | 11.38 | 0-1 | 0.0 |
| CP-OFDM QPSK | 1 | 1 | 11.36 | 11.71 | 11.63 | 11.28 | 0-1.5 | 0.0 |


© 2022 PCTEST.

## Table I-280
## NR Band n77 C PC2 Measured $P_{limit}$ Antenna 1b - 60 MHz

| NR Band n77 60 MHz Bandwidth | | | | | | | | |
|---|---|---|---|---|---|---|---|---|
| | | | Channel | | | | MPR Allowed per 3GPP [dB] | MPR [dB] |
| Modulation | RB Size | RB Offset | 648668 (3730.02 MHz) | 653556 (3803.34 MHz) | 658444 (3876.66 MHz) | 663332 (3949.98 MHz) | | |
| | | | Conducted Power [dBm] | | | | | |
| DFT-s-OFDM π/2 BPSK | 1 | 1 | 11.43 | 11.68 | 11.61 | 11.31 | 0 | 0.0 |
| | 1 | 81 | 11.48 | 11.92 | 11.68 | 11.46 | | 0.0 |
| | 1 | 160 | 11.75 | 11.96 | 11.40 | 11.60 | | 0.0 |
| | 81 | 0 | 11.46 | 11.63 | 11.75 | 11.29 | 0-0.5 | 0.0 |
| | 81 | 41 | 11.54 | 11.89 | 11.71 | 11.39 | 0 | 0.0 |
| | 81 | 81 | 11.63 | 11.87 | 11.55 | 11.49 | 0-0.5 | 0.0 |
| | 162 | 0 | 11.54 | 11.86 | 11.63 | 11.47 | | 0.0 |
| DFT-s-OFDM QPSK | 1 | 1 | 11.49 | 11.88 | 11.76 | 11.28 | 0 | 0.0 |
| | 1 | 81 | 11.57 | 12.08 | 11.74 | 11.45 | | 0.0 |
| | 1 | 160 | 11.78 | 12.02 | 11.38 | 11.61 | | 0.0 |
| | 81 | 0 | 11.47 | 11.76 | 11.71 | 11.27 | 0-1 | 0.0 |
| | 81 | 41 | 11.45 | 11.86 | 11.75 | 11.42 | 0 | 0.0 |
| | 81 | 81 | 11.66 | 11.85 | 11.51 | 11.57 | 0-1 | 0.0 |
| | 162 | 0 | 11.48 | 11.85 | 11.60 | 11.41 | | 0.0 |
| DFT-s-OFDM 16QAM | 1 | 1 | 11.67 | 11.84 | 11.92 | 11.52 | 0-1 | 0.0 |
| CP-OFDM QPSK | 1 | 1 | 11.37 | 11.86 | 11.74 | 11.28 | 0-1.5 | 0.0 |

## Table I-281
## NR Band n77 C PC2 Measured $P_{limit}$ Antenna 1b - 50 MHz

| NR Band n77 50 MHz Bandwidth | | | | | | | | | |
|---|---|---|---|---|---|---|---|---|---|
| | | | Channel | | | | | MPR Allowed per 3GPP [dB] | MPR [dB] |
| Modulation | RB Size | RB Offset | 648334 (3725.01 MHz) | 652166 (3782.49 MHz) | 656000 (3840 MHz) | 659834 (3897.51 MHz) | 663666 (3954.99 MHz) | | |
| | | | Conducted Power [dBm] | | | | | | |
| DFT-s-OFDM π/2 BPSK | 1 | 1 | 11.50 | 11.52 | 11.61 | 11.45 | 11.42 | 0 | 0.0 |
| | 1 | 67 | 11.54 | 11.93 | 11.94 | 11.38 | 11.62 | | 0.0 |
| | 1 | 131 | 11.86 | 12.13 | 11.91 | 11.37 | 11.68 | | 0.0 |
| | 64 | 0 | 11.43 | 11.78 | 11.93 | 11.49 | 11.42 | 0-0.5 | 0.0 |
| | 64 | 35 | 11.59 | 11.89 | 11.91 | 11.43 | 11.71 | 0 | 0.0 |
| | 64 | 69 | 11.67 | 12.03 | 11.97 | 11.40 | 11.68 | 0-0.5 | 0.0 |
| | 128 | 0 | 11.55 | 11.87 | 11.90 | 11.48 | 11.57 | | 0.0 |
| DFT-s-OFDM QPSK | 1 | 1 | 11.38 | 11.62 | 11.83 | 11.49 | 11.57 | 0 | 0.0 |
| | 1 | 67 | 11.62 | 12.06 | 11.97 | 11.51 | 11.71 | | 0.0 |
| | 1 | 131 | 11.87 | 12.15 | 11.94 | 11.47 | 11.74 | | 0.0 |
| | 64 | 0 | 11.41 | 11.69 | 11.94 | 11.46 | 11.51 | 0-1 | 0.0 |
| | 64 | 35 | 11.57 | 11.90 | 11.92 | 11.39 | 11.66 | 0 | 0.0 |
| | 64 | 69 | 11.72 | 11.99 | 11.84 | 11.38 | 11.71 | 0-1 | 0.0 |
| | 128 | 0 | 11.60 | 11.82 | 11.89 | 11.44 | 11.55 | | 0.0 |
| DFT-s-OFDM 16QAM | 1 | 1 | 11.56 | 11.85 | 11.97 | 11.82 | 11.72 | 0-1 | 0.0 |
| CP-OFDM QPSK | 1 | 1 | 11.37 | 11.70 | 11.93 | 11.73 | 11.74 | 0-1.5 | 0.0 |


© 2022 PCTEST.

## Table I-282
## NR Band n77 C PC2 Measured $P_{limit}$ Antenna 1b - 40 MHz

| NR Band n77 40 MHz Bandwidth | | | | | | | | | | |
|---|---|---|---|---|---|---|---|---|---|---|
| | | | Channel | | | | | | MPR Allowed per 3GPP [dB] | MPR [dB] |
| Modulation | RB Size | RB Offset | 648000 (3720 MHz) | 651200 (3768 MHz) | 654400 (3816 MHz) | 657600 (3864 MHz) | 660800 (3912 MHz) | 664000 (3960 MHz) | | |
| | | | Conducted Power [dBm] | | | | | | | |
| DFT-s-OFDM π/2 BPSK | 1 | 1 | 11.70 | 11.78 | 12.27 | 12.16 | 11.69 | 11.49 | 0 | 0.0 |
| | 1 | 53 | 11.74 | 11.94 | 12.08 | 12.08 | 11.46 | 11.73 | | 0.0 |
| | 1 | 104 | 12.14 | 12.24 | 12.14 | 11.85 | 11.63 | 11.40 | | 0.0 |
| | 50 | 0 | 11.65 | 11.84 | 12.08 | 12.08 | 11.49 | 11.68 | 0-0.5 | 0.0 |
| | 50 | 28 | 11.73 | 11.87 | 12.02 | 11.98 | 11.46 | 11.75 | 0 | 0.0 |
| | 50 | 56 | 11.84 | 11.97 | 12.20 | 11.88 | 11.52 | 11.78 | 0-0.5 | 0.0 |
| | 100 | 0 | 11.73 | 11.98 | 12.11 | 11.92 | 11.47 | 11.73 | | 0.0 |
| DFT-s-OFDM QPSK | 1 | 1 | 11.83 | 12.05 | 12.36 | 12.29 | 11.55 | 11.71 | 0 | 0.0 |
| | 1 | 53 | 11.72 | 11.93 | 12.04 | 12.05 | 11.52 | 11.74 | | 0.0 |
| | 1 | 104 | 12.08 | 12.12 | 12.32 | 11.95 | 11.67 | 11.76 | | 0.0 |
| | 50 | 0 | 11.62 | 11.81 | 12.08 | 12.00 | 11.48 | 11.63 | 0-1 | 0.0 |
| | 50 | 28 | 11.68 | 11.87 | 12.10 | 11.95 | 11.45 | 11.77 | 0 | 0.0 |
| | 50 | 56 | 11.90 | 12.05 | 12.13 | 11.85 | 11.59 | 11.74 | 0-1 | 0.0 |
| | 100 | 0 | 11.74 | 11.95 | 12.09 | 11.98 | 11.51 | 11.70 | | 0.0 |
| DFT-s-OFDM 16QAM | 1 | 1 | 11.71 | 11.93 | 12.45 | 12.28 | 11.85 | 11.83 | 0-1 | 0.0 |
| CP-OFDM QPSK | 1 | 1 | 11.82 | 11.92 | 12.35 | 11.55 | 11.57 | 11.42 | 0-1.5 | 0.0 |

## Table I-283
## NR Band n77 C PC2 Measured $P_{limit}$ Antenna 1b - 30 MHz

| NR Band n77 30 MHz Bandwidth | | | | | | | | | | |
|---|---|---|---|---|---|---|---|---|---|---|
| | | | Channel | | | | | | MPR Allowed per 3GPP [dB] | MPR [dB] |
| Modulation | RB Size | RB Offset | 647668 (3715.02 MHz) | 651000 (3765 MHz) | 654334 (3815.01 MHz) | 657666 (3864.99 MHz) | 661000 (3915 MHz) | 664332 (3964.98 MHz) | | |
| DFT-s-OFDM π/2 BPSK | 1 | 1 | 11.71 | 11.96 | 12.13 | 12.17 | 11.40 | 11.86 | 0 | 0.0 |
| | 1 | 39 | 11.63 | 11.81 | 11.98 | 12.04 | 11.52 | 11.79 | | 0.0 |
| | 1 | 76 | 12.03 | 12.14 | 12.20 | 11.84 | 11.52 | 11.70 | | 0.0 |
| | 36 | 0 | 11.69 | 11.89 | 12.13 | 11.90 | 11.46 | 11.72 | 0-0.5 | 0.0 |
| | 36 | 21 | 11.58 | 11.90 | 11.99 | 12.01 | 11.44 | 11.74 | 0 | 0.0 |
| | 36 | 42 | 11.85 | 12.08 | 12.20 | 11.89 | 11.52 | 11.76 | 0-0.5 | 0.0 |
| | 75 | 0 | 11.73 | 11.86 | 12.08 | 11.94 | 11.50 | 11.73 | | 0.0 |
| DFT-s-OFDM QPSK | 1 | 1 | 11.74 | 11.95 | 12.23 | 12.12 | 11.56 | 11.82 | 0 | 0.0 |
| | 1 | 39 | 11.63 | 12.04 | 12.18 | 11.98 | 11.47 | 11.71 | | 0.0 |
| | 1 | 76 | 11.89 | 12.27 | 12.18 | 11.93 | 11.60 | 11.76 | | 0.0 |
| | 36 | 0 | 11.68 | 11.88 | 12.11 | 11.91 | 11.40 | 11.73 | 0-1 | 0.0 |
| | 36 | 21 | 11.66 | 11.94 | 12.04 | 11.96 | 11.48 | 11.71 | 0 | 0.0 |
| | 36 | 42 | 11.85 | 12.07 | 12.16 | 11.93 | 11.46 | 11.74 | 0-1 | 0.0 |
| | 75 | 0 | 11.72 | 11.87 | 12.03 | 11.88 | 11.47 | 11.72 | | 0.0 |
| DFT-s-OFDM 16QAM | 1 | 1 | 11.70 | 11.98 | 12.08 | 11.78 | 11.45 | 11.48 | 0-1 | 0.0 |
| CP-OFDM QPSK | 1 | 1 | 11.68 | 12.07 | 11.87 | 11.95 | 11.58 | 11.82 | 0-1.5 | 0.0 |


© 2022 PCTEST.

## Table I-284
## NR Band n77 C PC2 Measured $P_{limit}$ Antenna 1b - 20 MHz

| NR Band n77<br>20 MHz Bandwidth | | | | | | | | | | |
|---|---|---|---|---|---|---|---|---|---|---|
| | | | Channel | | | | | | MPR Allowed per 3GPP [dB] | MPR [dB] |
| Modulation | RB Size | RB Offset | 647334 (3710.01 MHz) | 650800 (3762 MHz) | 654266 (3813.99 MHz) | 657734 (3866.01 MHz) | 661200 (3918 MHz) | 664666 (3969.99 MHz) | | |
| | | | Conducted Power [dBm] | | | | | | | |
| DFT-s-OFDM π/2 BPSK | 1 | 1 | 11.58 | 11.56 | 11.77 | 11.66 | 11.25 | 11.10 | 0 | 0.0 |
| | 1 | 26 | 11.37 | 11.37 | 11.58 | 11.61 | 11.39 | 11.08 | | 0.0 |
| | 1 | 49 | 11.50 | 11.35 | 11.64 | 11.44 | 11.17 | 10.95 | | 0.0 |
| | 25 | 0 | 11.43 | 11.36 | 11.74 | 11.63 | 11.25 | 10.92 | 0-0.5 | 0.0 |
| | 25 | 13 | 11.40 | 11.42 | 11.66 | 11.54 | 11.15 | 10.86 | 0 | 0.0 |
| | 25 | 26 | 11.50 | 11.39 | 11.70 | 11.47 | 11.13 | 10.96 | 0-0.5 | 0.0 |
| | 50 | 0 | 11.45 | 11.33 | 11.64 | 11.49 | 11.14 | 10.93 | | 0.0 |
| DFT-s-OFDM QPSK | 1 | 1 | 11.40 | 11.40 | 11.86 | 11.80 | 11.20 | 11.09 | 0 | 0.0 |
| | 1 | 26 | 11.54 | 11.50 | 11.60 | 11.65 | 11.36 | 11.02 | | 0.0 |
| | 1 | 49 | 11.44 | 11.36 | 11.85 | 11.48 | 11.27 | 10.93 | | 0.0 |
| | 25 | 0 | 11.40 | 11.33 | 11.78 | 11.54 | 11.29 | 10.95 | 0-1 | 0.0 |
| | 25 | 13 | 11.45 | 11.39 | 11.63 | 11.48 | 11.10 | 10.92 | 0 | 0.0 |
| | 25 | 26 | 11.46 | 11.41 | 11.78 | 11.50 | 11.09 | 10.94 | 0-1 | 0.0 |
| | 50 | 0 | 11.41 | 11.36 | 11.76 | 11.56 | 11.21 | 10.99 | | 0.0 |
| DFT-s-OFDM 16QAM | 1 | 1 | 11.26 | 11.41 | 11.95 | 11.85 | 11.41 | 10.89 | 0-1 | 0.0 |
| CP-OFDM QPSK | 1 | 1 | 11.26 | 11.58 | 11.87 | 11.44 | 11.23 | 11.13 | 0-1.5 | 0.0 |


© 2022 PCTEST.

# APPENDIX J: WIFI TIME-AVERAGED SAR VERIFICATION



© 2022 PCTEST

## 1.1 WIFI Time-Averaged SAR Verification Summary

This device supports the manufacturer's time-averaged SAR (TAS) mechanism for WLAN operations. The output power is controlled in real-time so that the power averaged over any 60 second window does not exceed the level tested for SAR in this report. The time-averaged SAR algorithm tracks the energy contribution relative to the available energy budget for each transmitter, defined as the "utilization ratio." Once the utilization ratios for each of the individual WLAN transmitters are calculated, they are summed to derive the overall WLAN system power utilization ratio. This metric is used by the WLAN chipset to manage power levels over time and ensure that SAR limits are never exceeded.

Per FCC Guidance, the following test scenarios were defined to validate the TAS mechanism. The specific scenarios are constructed to validate the operation of the algorithm in all operational states, including transitions between states/antennas:

- Change in channel/band
- Change in antenna (includes connection drop scenario)
- Change in device state, e.g Cell on/off WiFi power change

Predefined transmit profiles for each test scenario are provided by the manufacturer's test automation software to control the operation of the DUT while synchronized operational data was recorded from internal firmware and external power monitors. The data was plotted over time relative to the utilization limit to demonstrate that the maximum time-averaged power is never exceeded. "Reported" values were output and captured directly from DUT firmware, while "Measured" results were obtained from external power metering. The uncertainty budget applied to the WLAN power control functions for this device is 1.5 dB. In all test cases, WLAN radios were configured to operate at 100% duty cycle.

The DUT supports time-averaged SAR (TAS) technology for the WLAN transmitters. This TAS implementation support per-packet tracking enhancement that accounts for per packet power variation. The actual output power is measured from the TSSI ADC reading and is reported in the form of Tx duration weighted for Pmax. Power levels in different bands with different operating states and power limits are not directly comparable so the TAS algorithm instead tracks the ratio of energy contribution relative to the available energy budget for each transmitter.

WWAN and RLAN energy budgets are fixed to maintain compliance considering simultaneous operation. The independent budgets ensure that differences in averaging windows do not impact the overall compliance of the device.

**Table 1**
**WIFI Time-Averaged SAR Verification Summary**

| Mode | Antenna | Channel | Plim (dBm) | Plim (mW) |
|---|---|---|---|---|
| 802.11b, 22 MHz Bandwidth | 3a | 6 | 12.25 | 16.8 |
| 802.11b, 22 MHz Bandwidth (Reduced) | 3a | 6 | 9.25 | 8.4 |
| 802.11b, 22 MHz Bandwidth | 1a | 6 | 13.5 | 22.4 |
| 802.11a, 20 MHz Bandwidth | 2b | 149 | 10 | 10 |
| 802.11a, 20 MHz Bandwidth | 1b | 149 | 10 | 10 |

Plim is the maximum time-averaged output power evaluated for SAR compliance


© 2022 PCTEST

## 1.2 Verification Summary

**Scenario 1: Change in Antenna**

For this test, the effect on the time-averaging algorithm from a change in the active transmit antenna was evaluated. Figures J-1 and J-2 show a switch of 2.4 GHz transmissions from Antenna 3a to Antenna 1a at Time = 120 s, while Figures J-3 and J-4 show a comparable transition for Antenna 2b to Antenna 1b 5 GHz transmissions. In both cases the test automation is controlling the WLAN radios to operate at 100% duty cycle. In both cases the utilization ratio never exceeds 100% and the average transmit power never exceeds the Plim of each respective antenna.

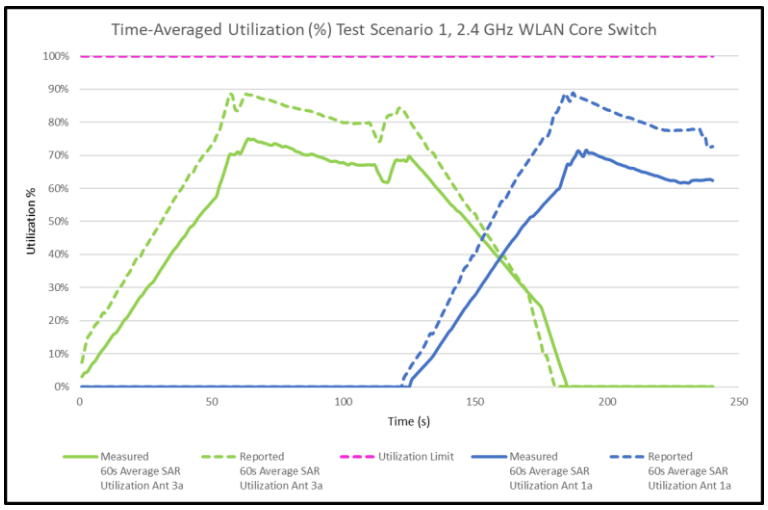


**Figure J-1**
**60s Average SAR Utilization vs. Time, 2.4 GHz**

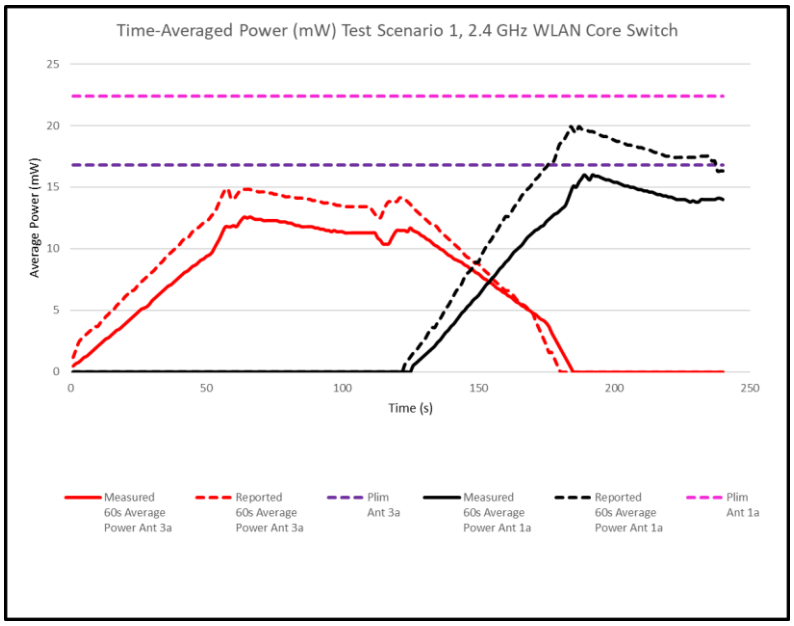


**Figure J-2**
**60s Average Power vs. Time, 2.4 GHz**


© 2022 PCTEST

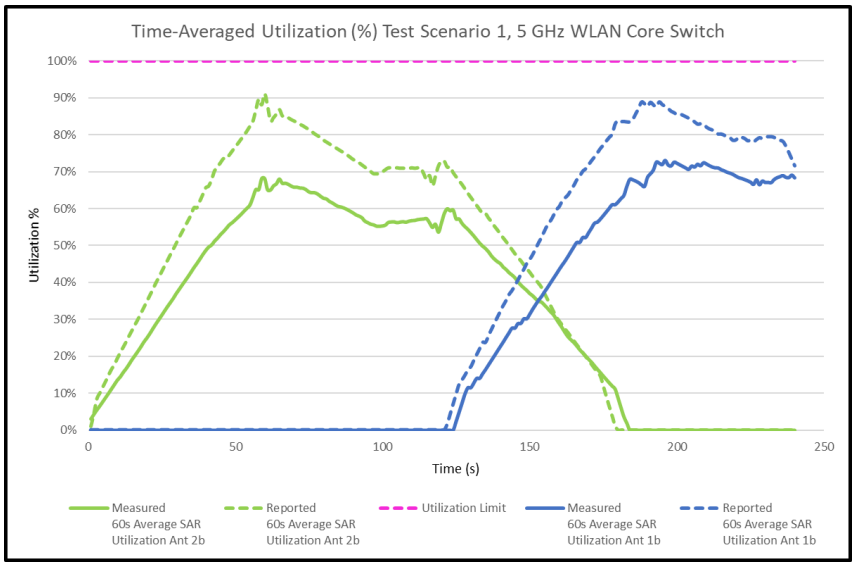


**Figure J-3**
**60s Average SAR Utilization vs. Time, 5 GHz**

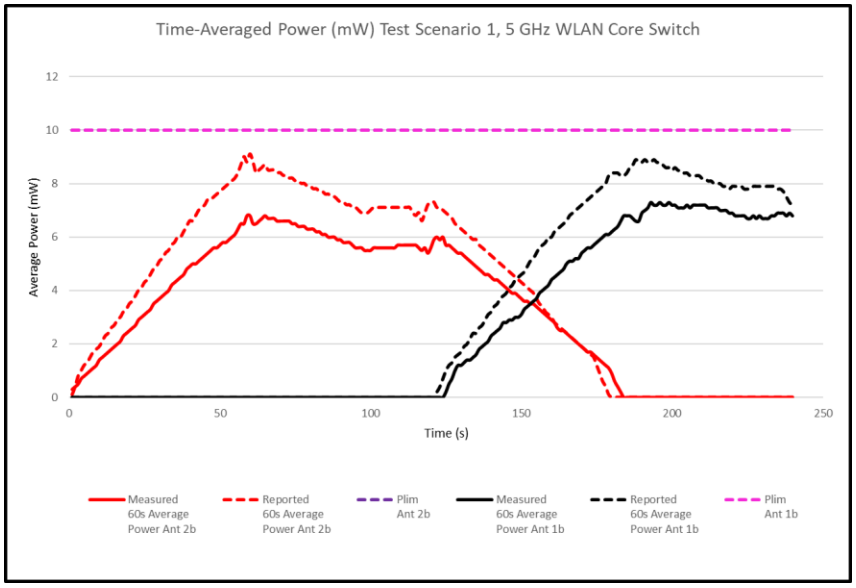


**Figure J-4**
**60s Average Power vs. Time, 5 GHz**


© 2022 PCTEST

**Scenario 2: Change in Channel/Band Test Case**

This test demonstrates the efficacy of the time-averaged SAR algorithm while switching between 2.4 GHz and 5 GHz WLAN bands. In addition, it shows that the algorithm tracks time-averaged power and system utilization when the active transmitter is disabled and then reconnects.

The 2.4 GHz Antenna 3a transmitter is active at 100% duty cycle until Time = 120 s. When 2.4 GHz transmissions cease, the 5 GHz Antenna 2b transmitter is activated and begins to negotiate a new connection. The connection is established and the increase in average transmit power and utilization can clearly be seen. In this case the utilization ratio never exceeds 100% and the average transmit power never exceeds the Plim of each respective antenna.

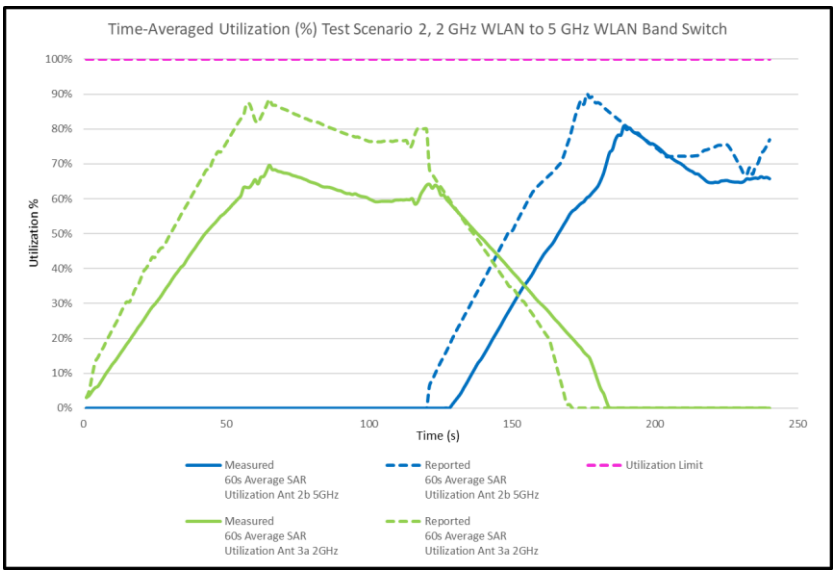


**Figure J-5**
**60s Average Utilization vs. Time during Band Switch**

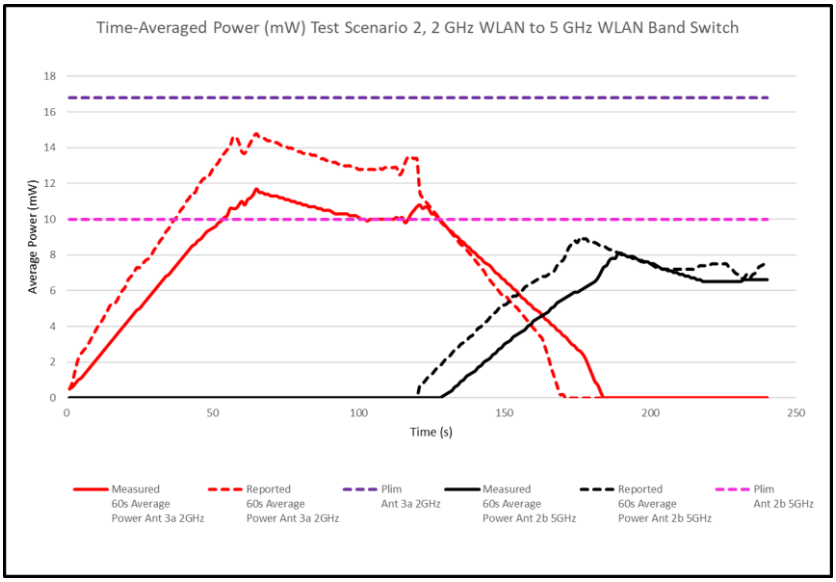


**Figure J-6**
**60s Average Power vs. Time during Band Switch**


© 2022 PCTEST

**Scenario 3: Change in Device State**

This test demonstrates the efficacy of the time-averaged SAR algorithm when an external power control trigger is activated, transitioning between cell off and cell on at Time = 120 s.

The 2.4 GHz Ant 3a transmitter is active at 100% duty cycle until Time = 120 s. At this point a cellular connection occurs. The connection is established and the decrease in average transmit power and can clearly be seen, while utilization remains consistent. In this case the utilization ratio never exceeds 100% and the average transmit power never exceeds the Plim of the device state.

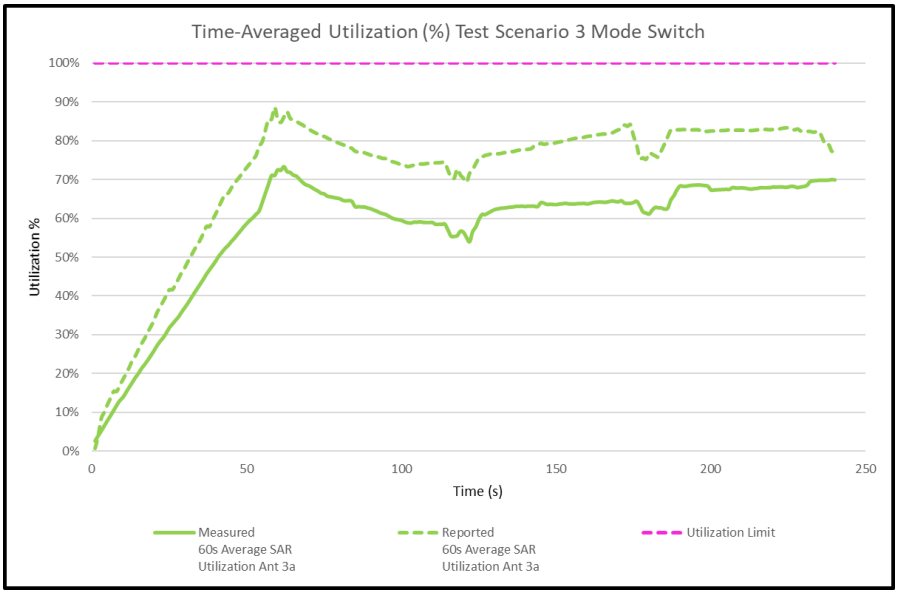


**Figure J-7**
**60s Average Utilization vs. Time during Mode Switch**

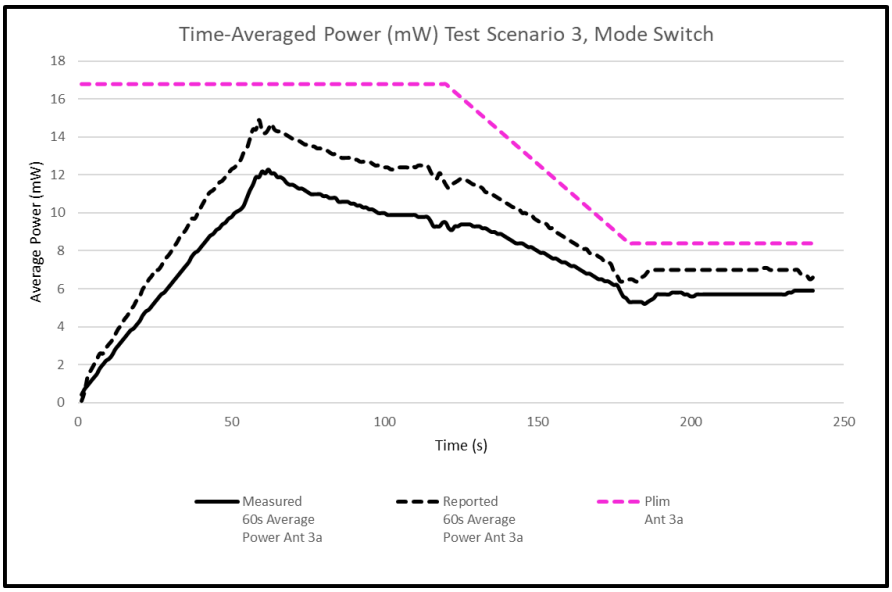


**Figure J-8**
**60s Average Power vs. Time during Mode Switch**


© 2022 PCTEST