DH5_Ant4_2402_30~1000

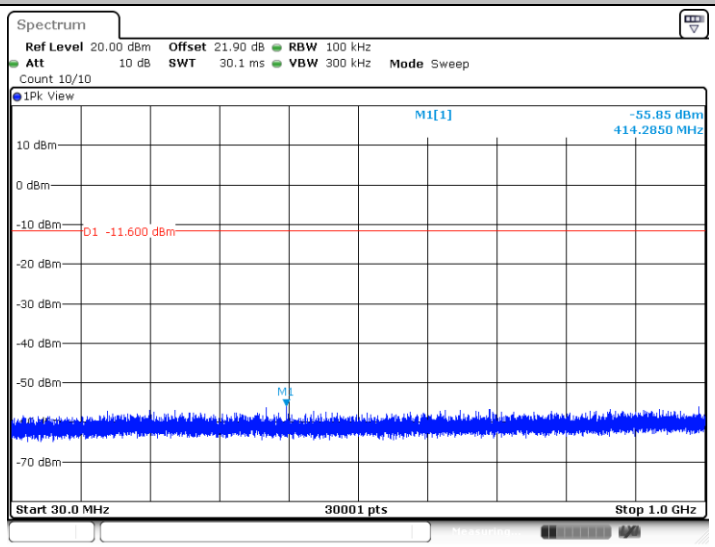

Date: 15.OCT.2024 07:42:59

DH5_Ant4_2402_1000~26500

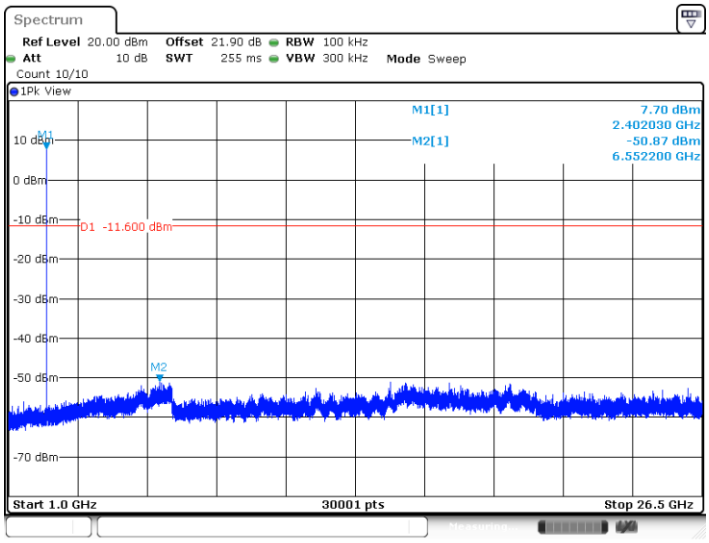

Date: 15.OCT.2024 07:43:15

DH5_Ant3_2441_0~Reference

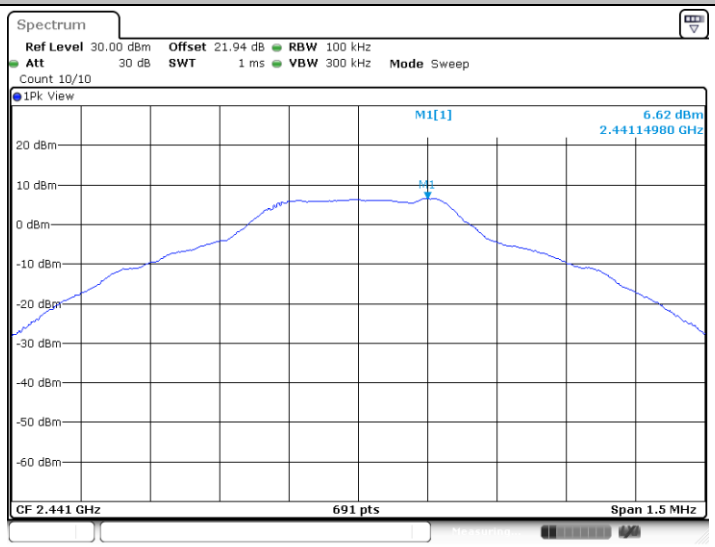

Date: 15.OCT.2024 07:28:08

DH5_Ant3_2441_30~1000

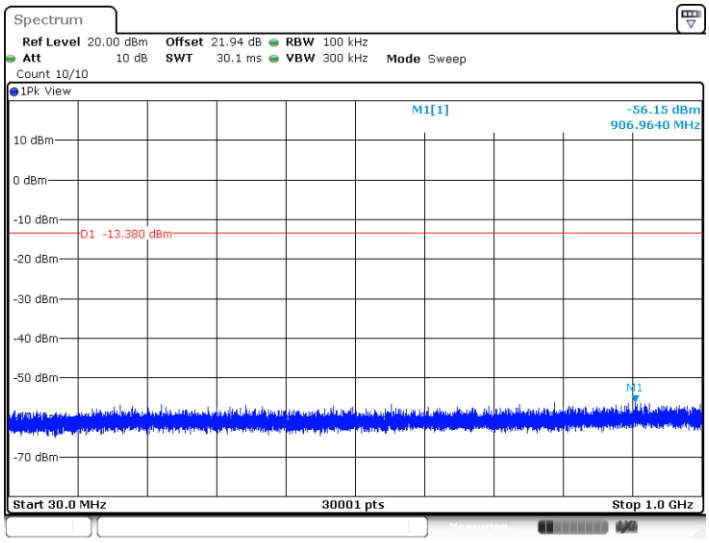

Date: 15.OCT.2024 07:28:13

DH5_Ant3_2441_1000~26500

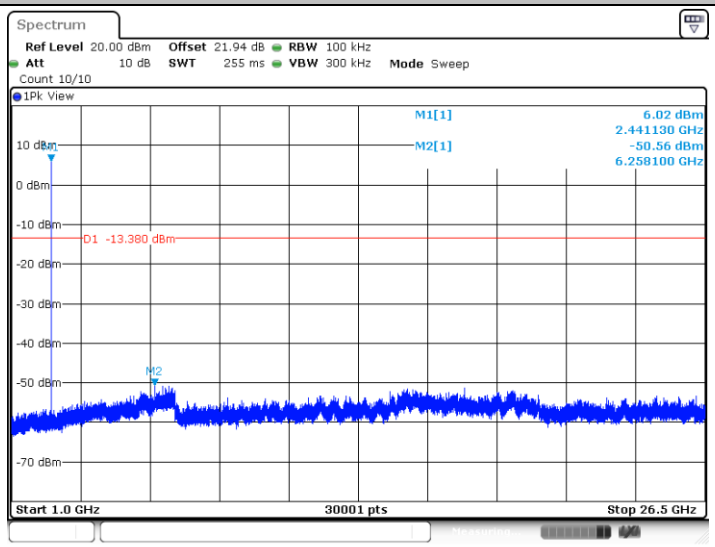

Date: 15.OCT.2024 07:28:30

DH5_Ant4_2441_0~Reference

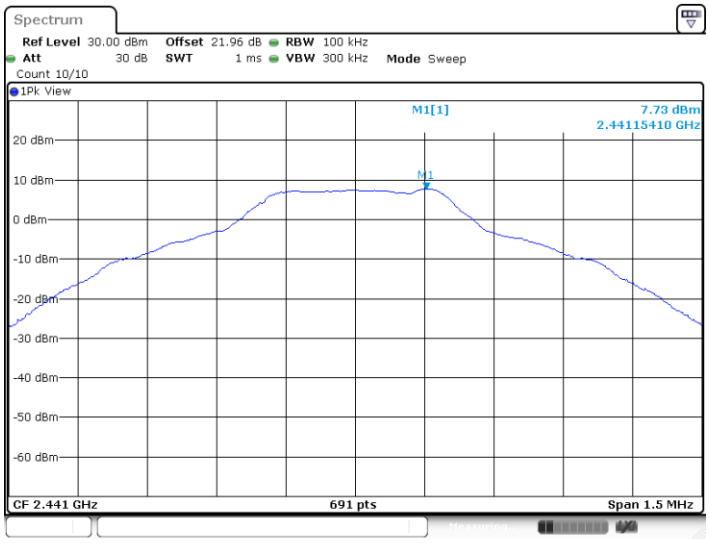

Date: 15.OCT.2024 07:43:47

DH5_Ant4_2441_30~1000

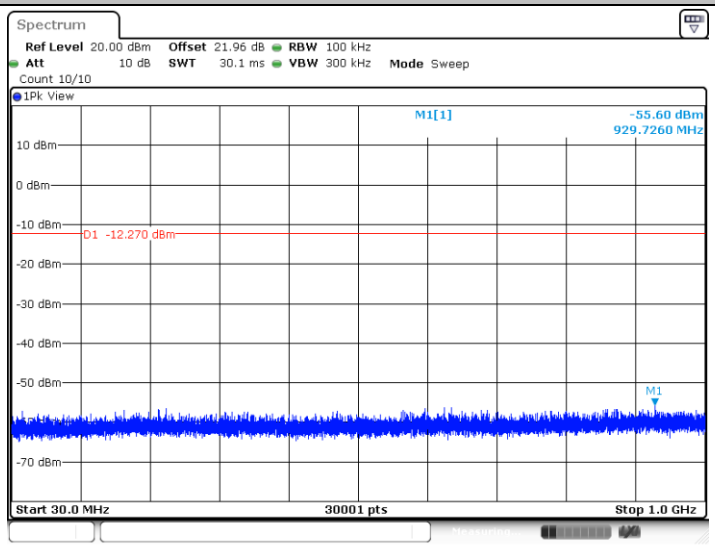

Date: 15.OCT.2024 07:43:52

DH5_Ant4_2441_1000~26500

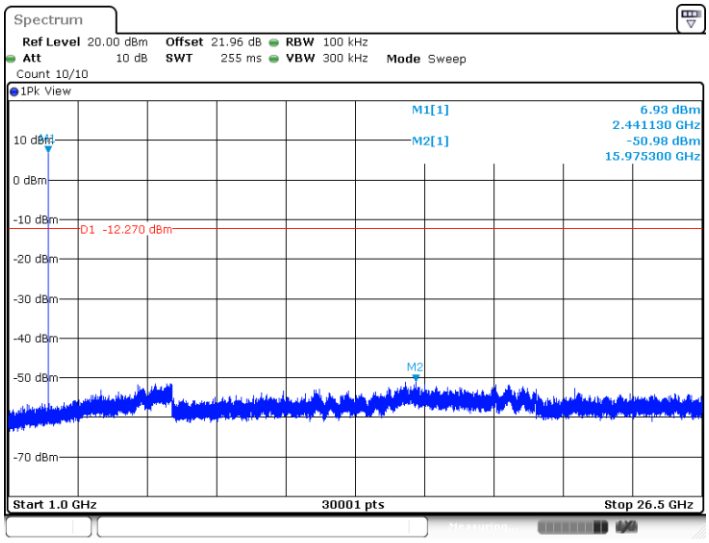

Date: 15.OCT.2024 07:44:09

DH5_Ant3_2480_0~Reference

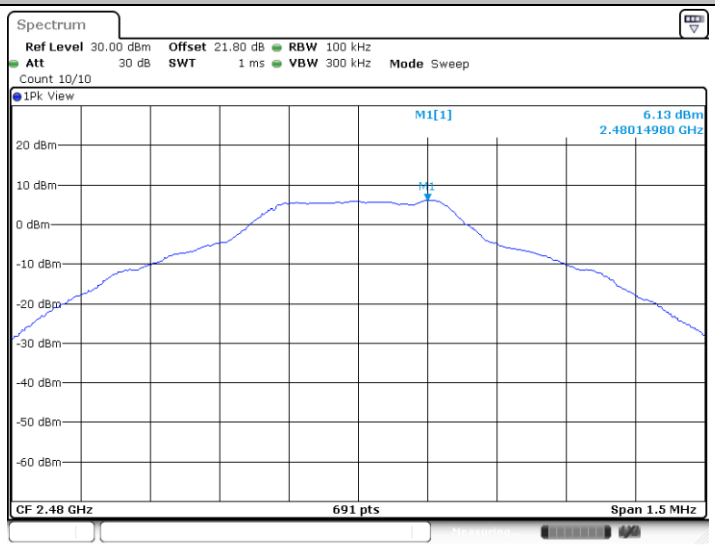

Date: 15.OCT.2024 07:28:54

DH5_Ant3_2480_30~1000

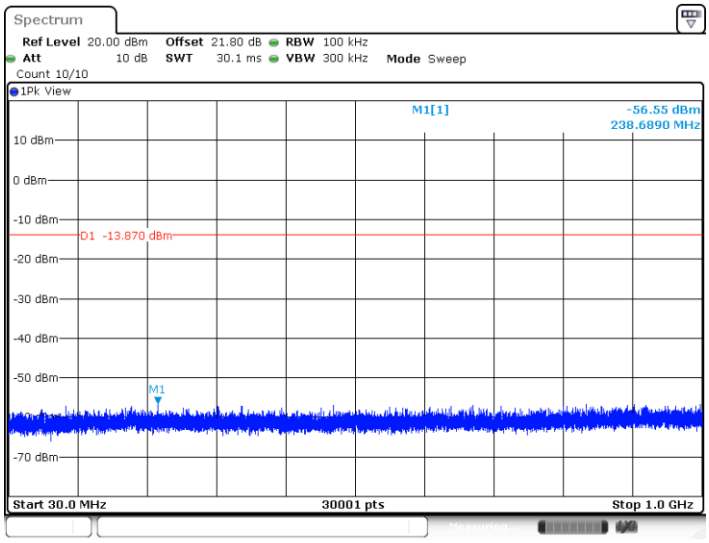

Date: 15.OCT.2024 07:29:00

DH5_Ant3_2480_1000~26500

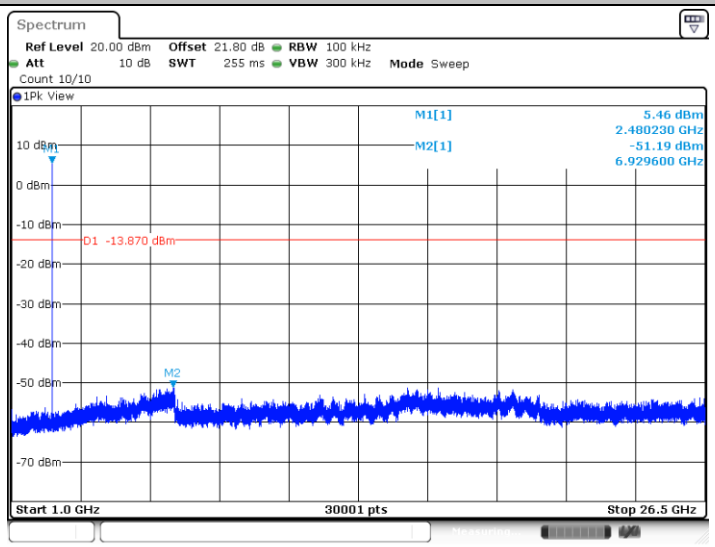

Date: 15.OCT.2024 07:29:16

DH5_Ant4_2480_0~Reference

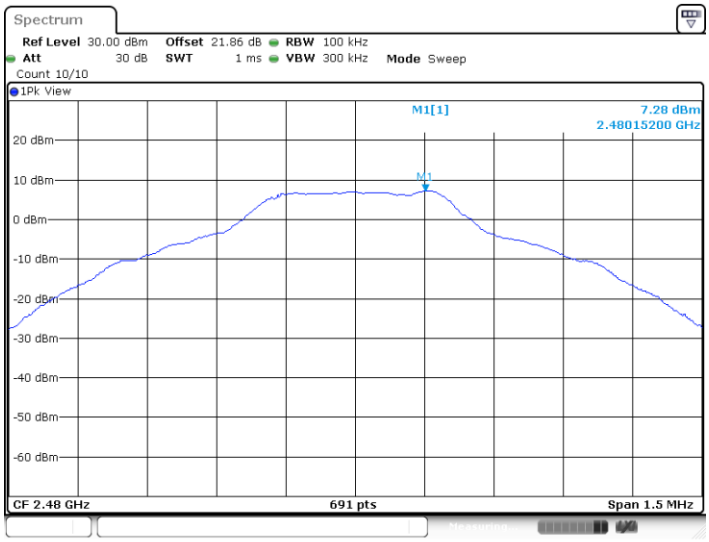

Date: 15.OCT.2024 07:44:54

DH5_Ant4_2480_30~1000

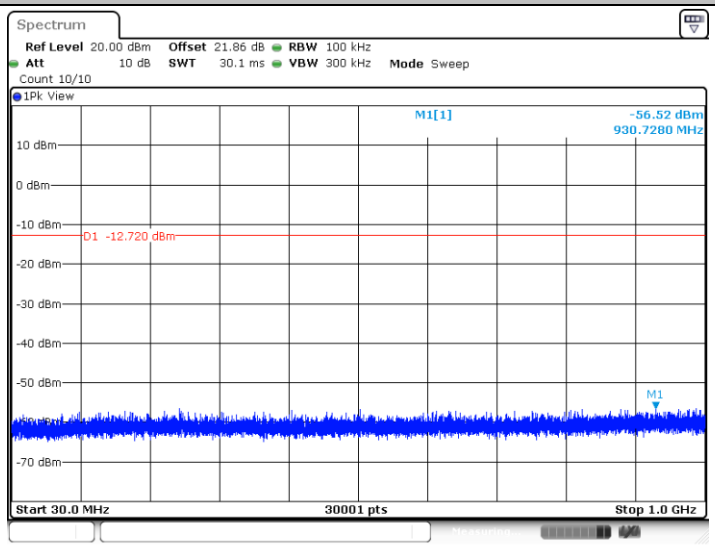

Date: 15.OCT.2024 07:45:00

DH5_Ant4_2480_1000~26500

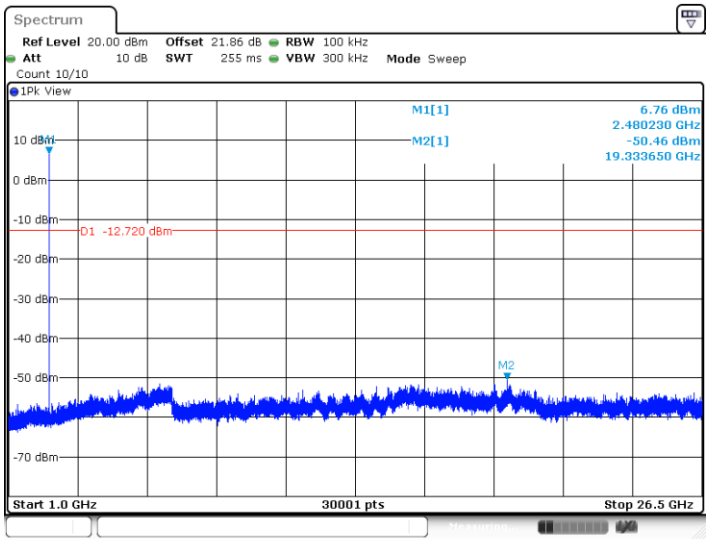

Date: 15.OCT.2024 07:45:17

2DH1_Ant3_2402_0~Reference

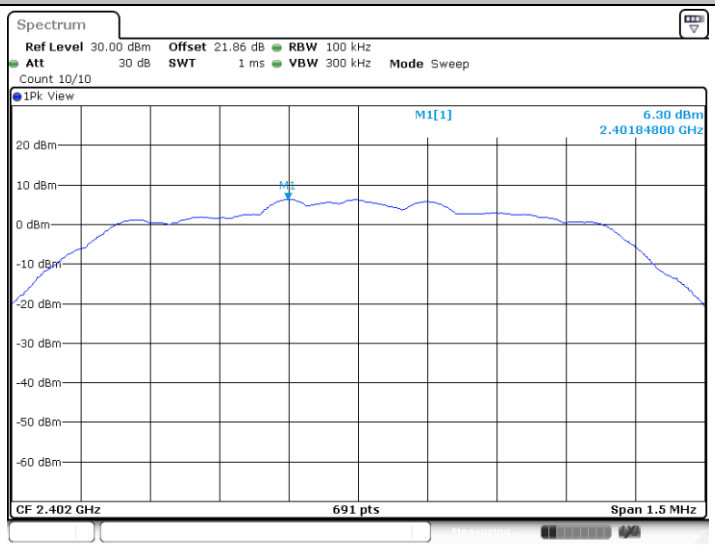

Date: 15.OCT.2024 07:29:42

2DH1_Ant3_2402_30~1000

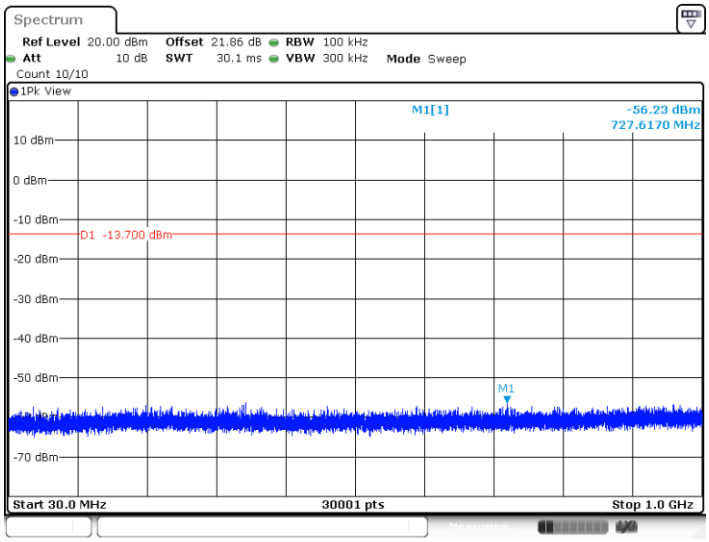

Date: 15.OCT.2024 07:29:47

2DH1_Ant3_2402_1000~26500

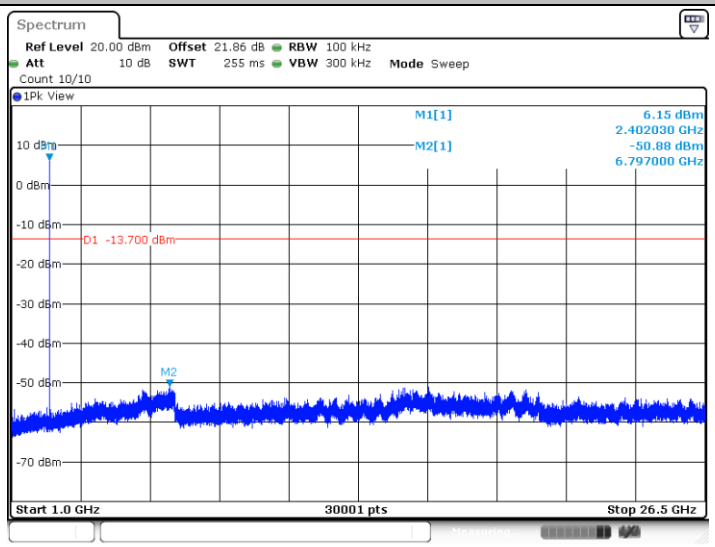

Date: 15.OCT.2024 07:30:04

2DH1_Ant4_2402_0~Reference

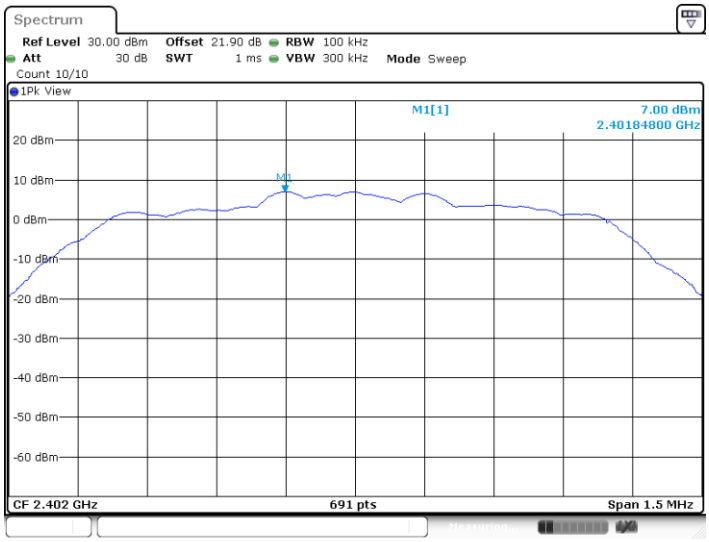

Date: 15.OCT.2024 07:46:03

2DH1_Ant4_2402_30~1000

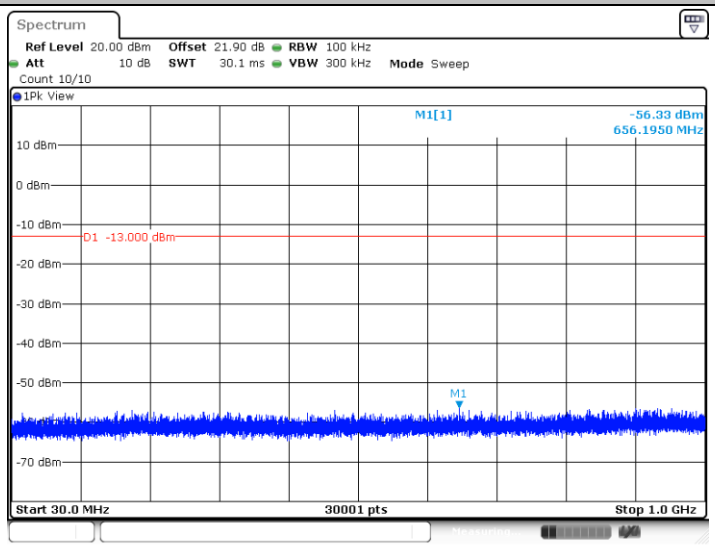

Date: 15.OCT.2024 07:46:08

2DH1_Ant4_2402_1000~26500

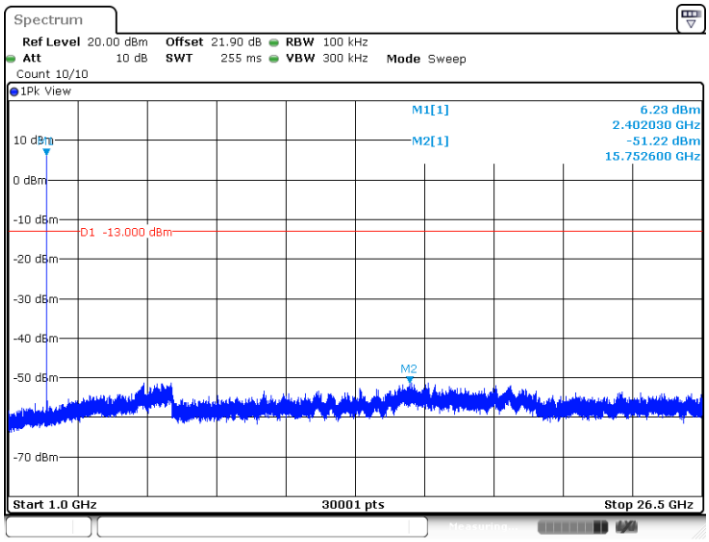

Date: 15.OCT.2024 07:46:25

2DH1_Ant3_2441_0~Reference

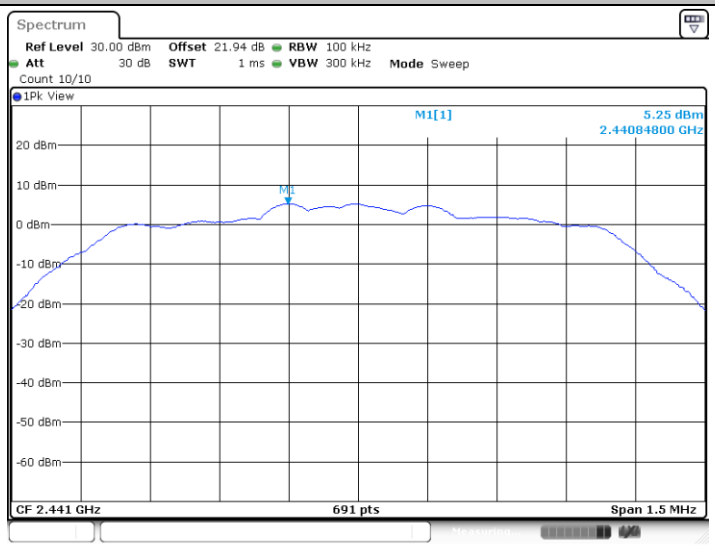

Date: 15.OCT.2024 07:30:15

2DH1_Ant3_2441_30~1000

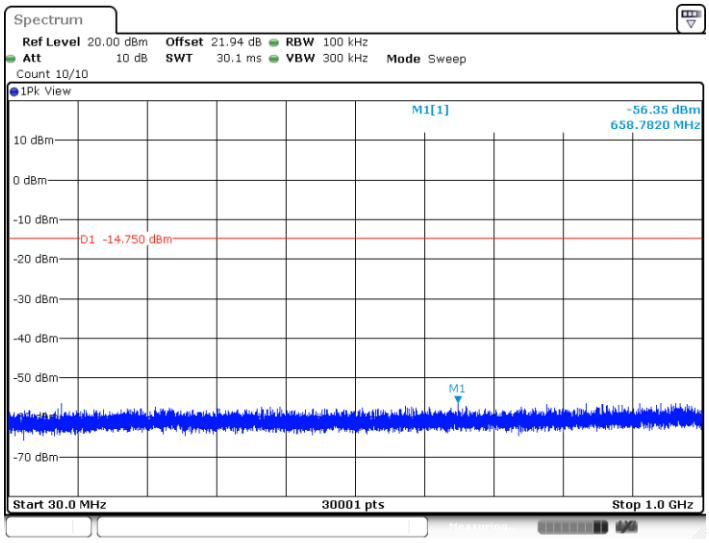

Date: 15.OCT.2024 07:30:21

2DH1_Ant3_2441_1000~26500

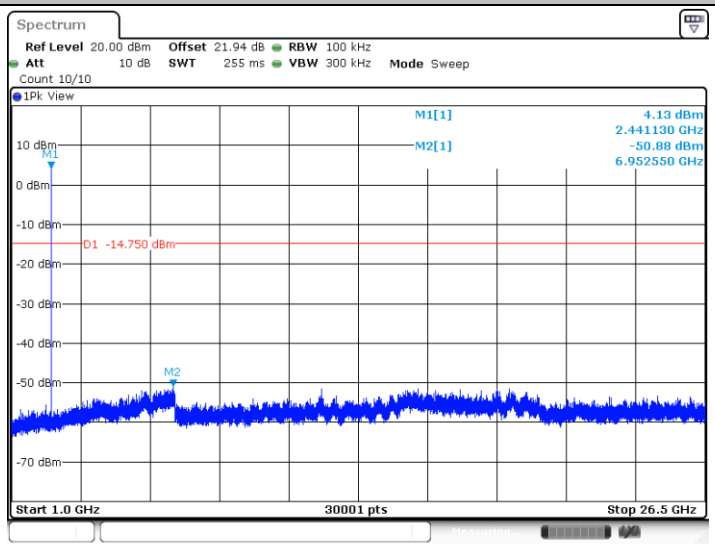

Date: 15.OCT.2024 07:30:37

2DH1_Ant4_2441_0~Reference

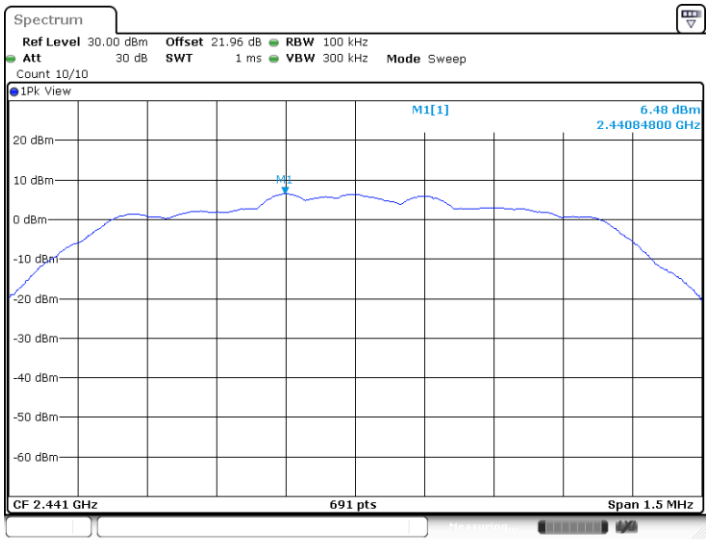

Date: 15.OCT.2024 07:46:58

2DH1_Ant4_2441_30~1000

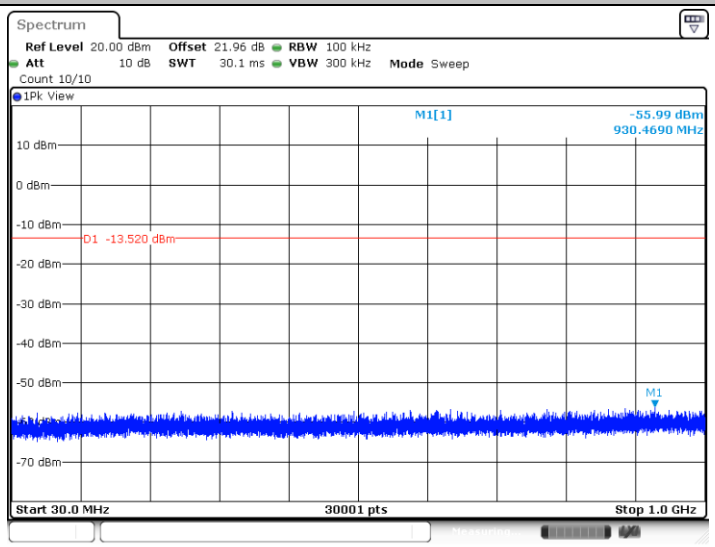

Date: 15.OCT.2024 07:47:03

2DH1_Ant4_2441_1000~26500

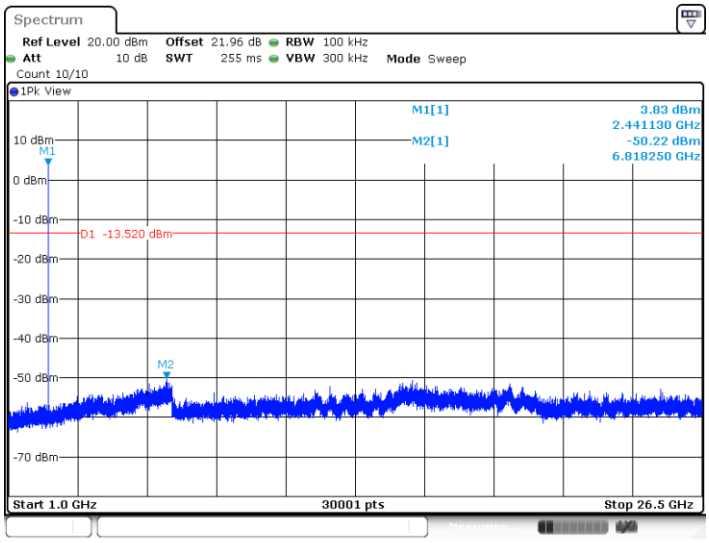

Date: 15.OCT.2024 07:47:20

2DH1_Ant3_2480_0~Reference

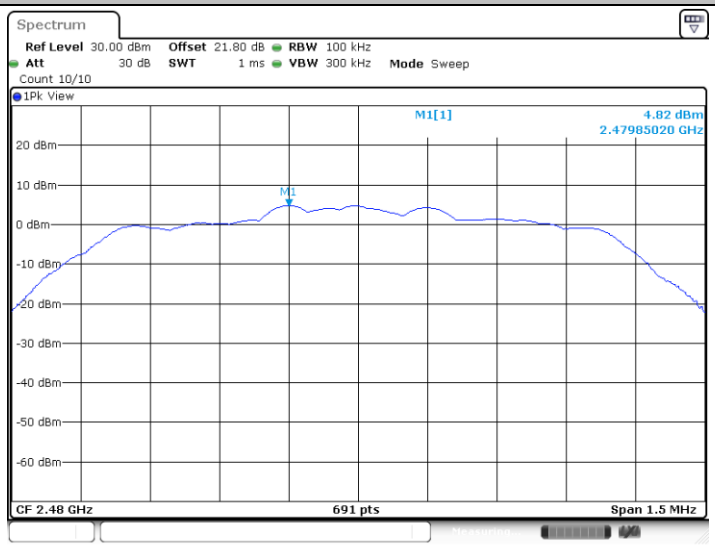

Date: 15.OCT.2024 07:31:02

2DH1_Ant3_2480_30~1000

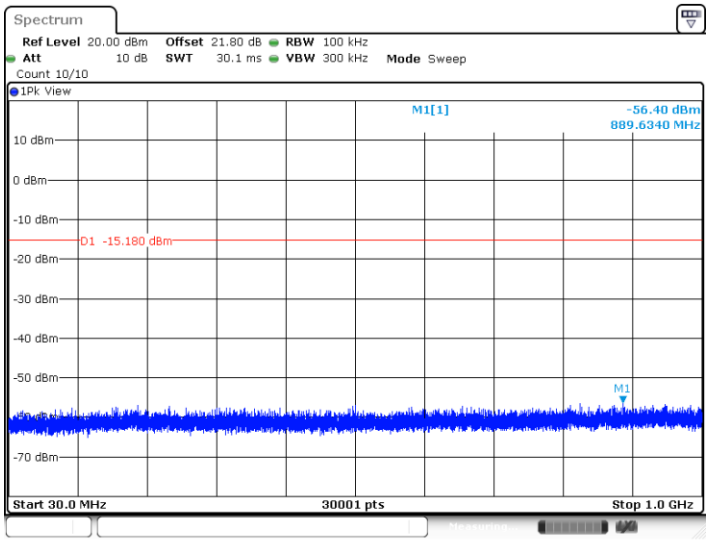

Date: 15.OCT.2024 07:31:07

2DH1_Ant3_2480_1000~26500

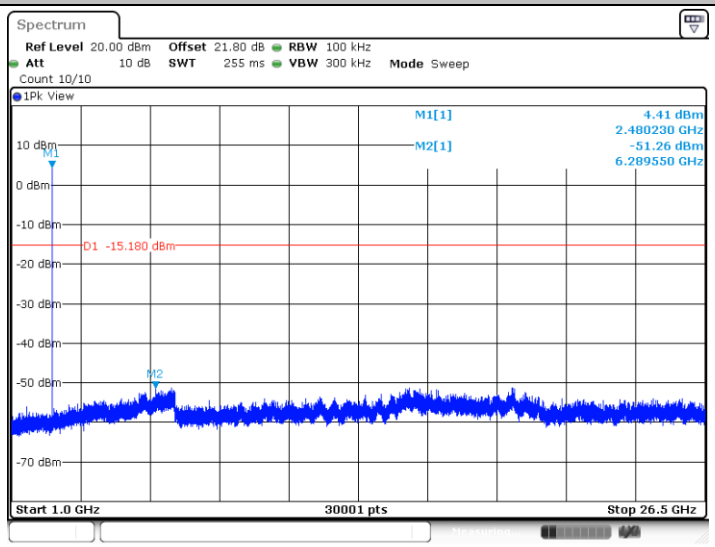

Date: 15.OCT.2024 07:31:24

2DH1_Ant4_2480_0~Reference

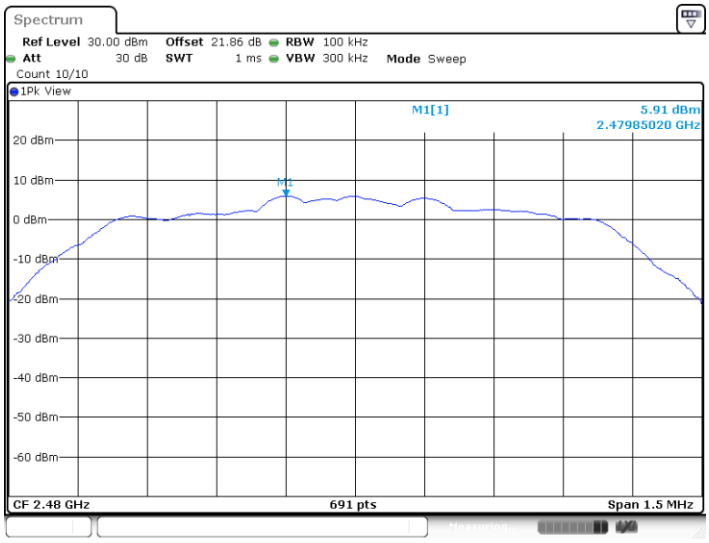

Date: 15.OCT.2024 07:48:05

2DH1_Ant4_2480_30~1000

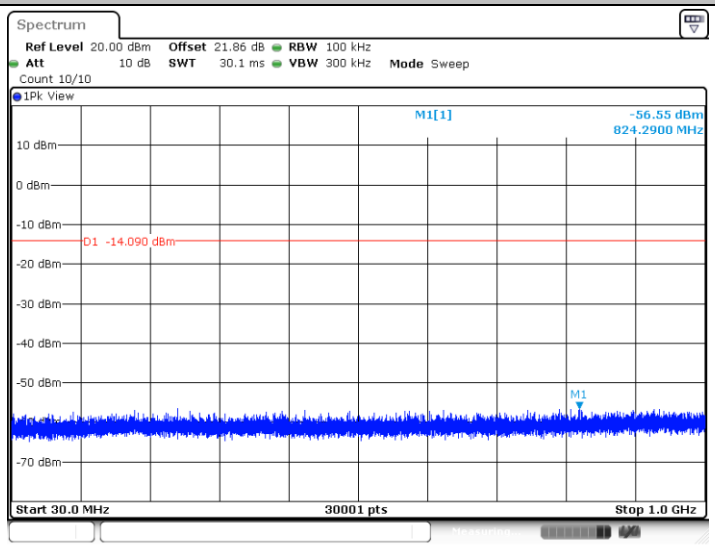

Date: 15.OCT.2024 07:48:11

2DH1_Ant4_2480_1000~26500

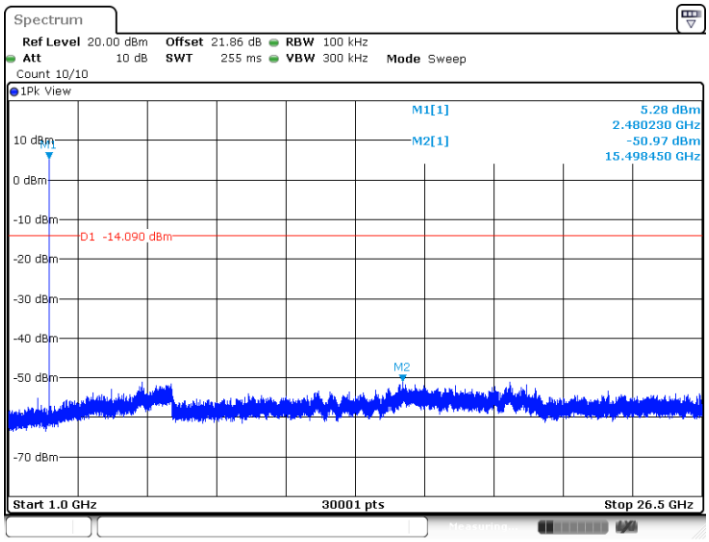

Date: 15.OCT.2024 07:48:27

3DH1_Ant3_2402_0~Reference

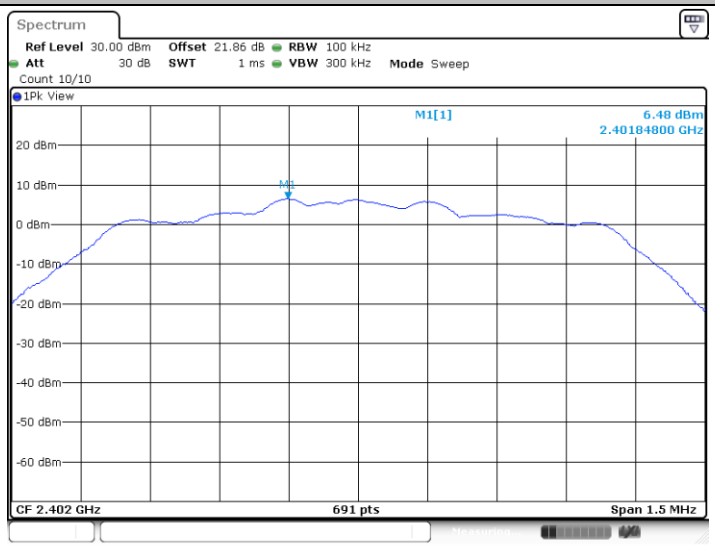

Date: 15.OCT.2024 07:32:10

3DH1_Ant3_2402_30~1000

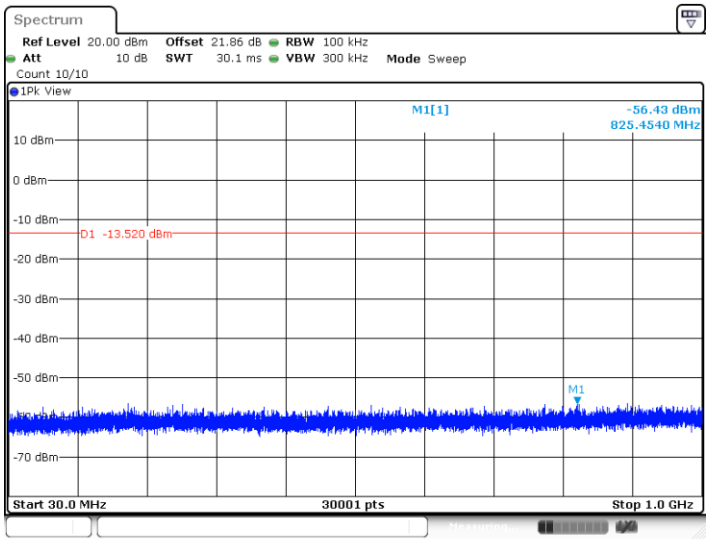

Date: 15.OCT.2024 07:32:15

3DH1_Ant3_2402_1000~26500

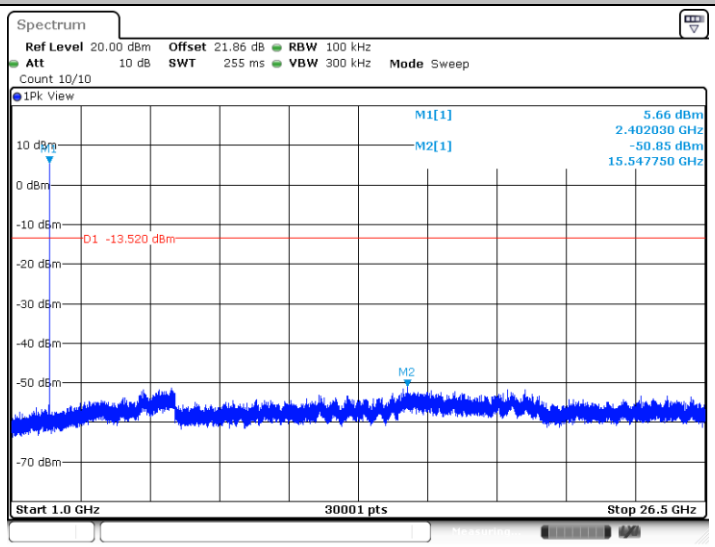

Date: 15.OCT.2024 07:32:32

3DH1_Ant4_2402_0~Reference

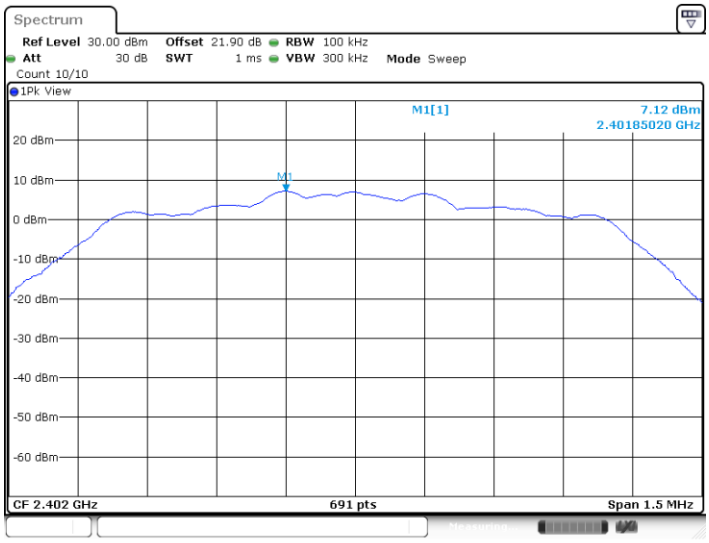

Date: 15.OCT.2024 07:49:14

3DH1_Ant4_2402_30~1000

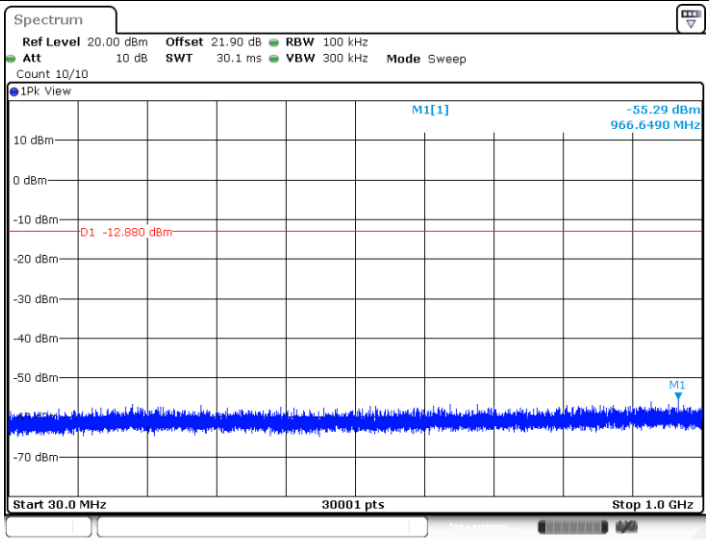

Date: 15.OCT.2024 07:49:19

3DH1_Ant4_2402_1000~26500

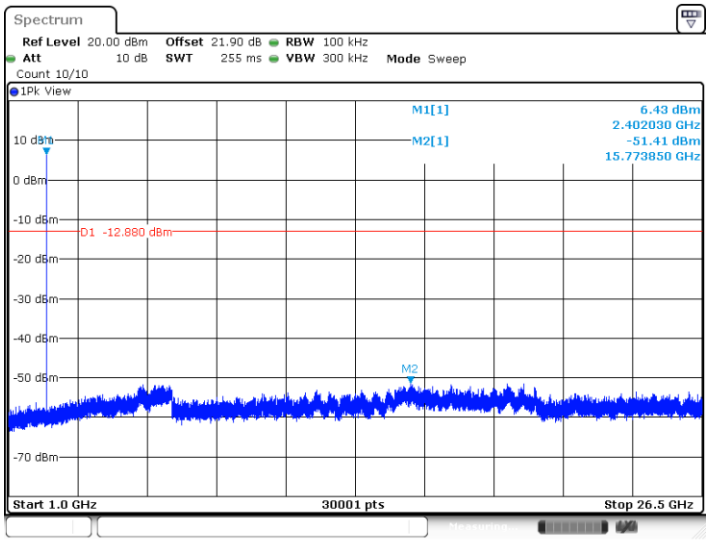

Date: 15.OCT.2024 07:49:36

3DH1_Ant3_2441_0~Reference

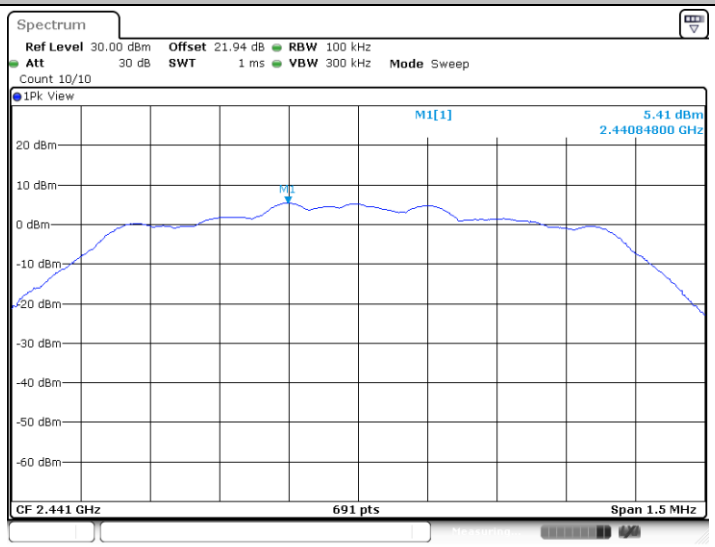

Date: 15.OCT.2024 07:33:05

3DH1_Ant3_2441_30~1000

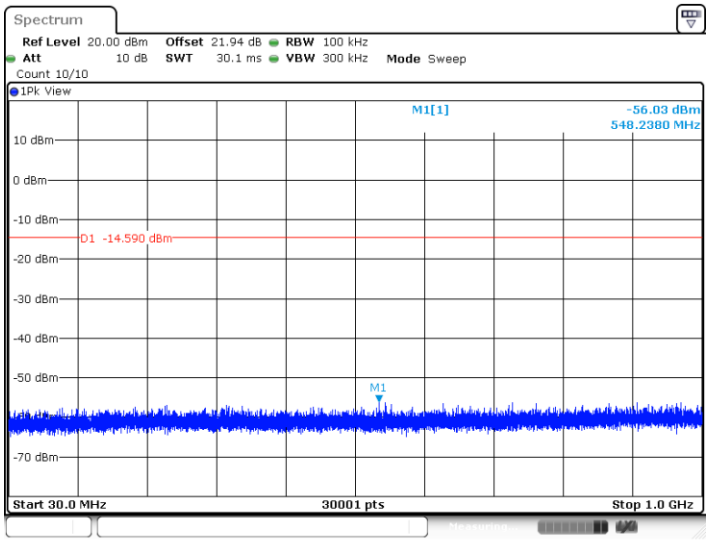

Date: 15.OCT.2024 07:33:10

3DH1_Ant3_2441_1000~26500

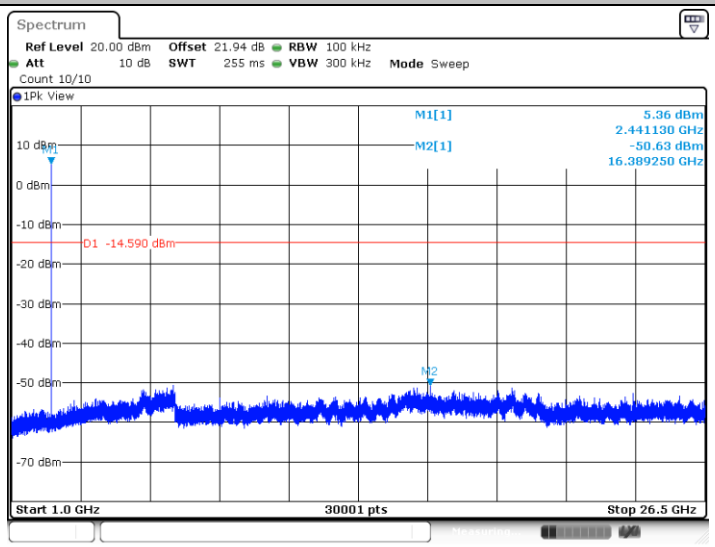

Date: 15.OCT.2024 07:33:27

3DH1_Ant4_2441_0~Reference

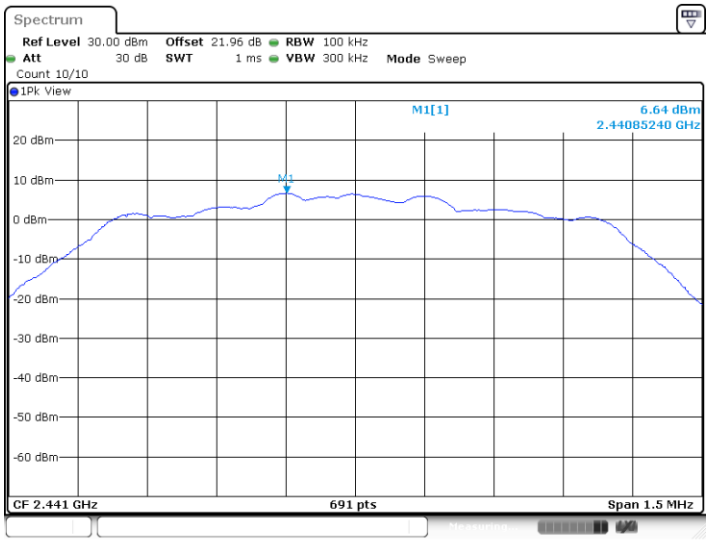

Date: 15.OCT.2024 07:50:09

3DH1_Ant4_2441_30~1000

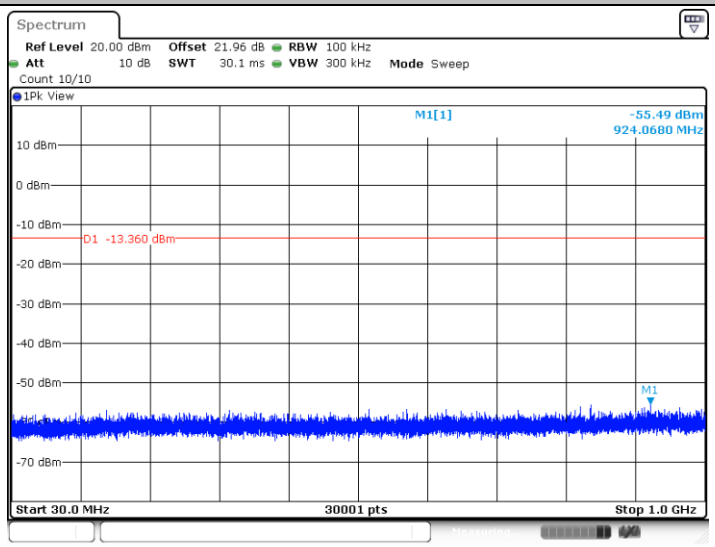

Date: 15.OCT.2024 07:50:14

3DH1_Ant4_2441_1000~26500

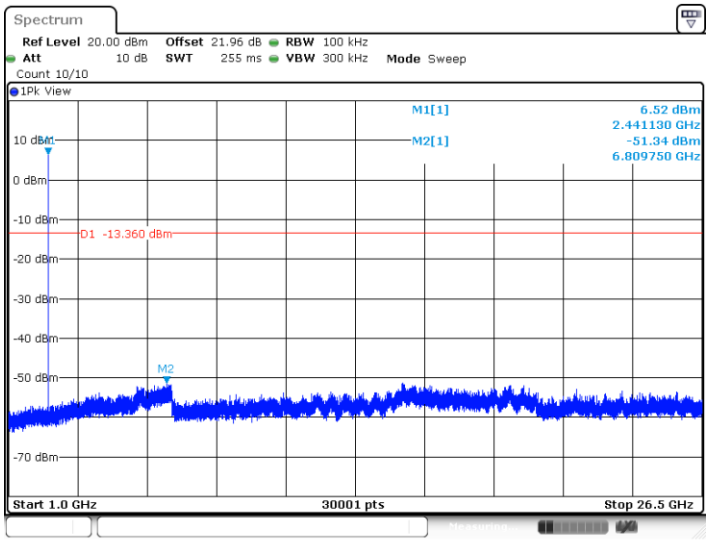

Date: 15.OCT.2024 07:50:31

3DH1_Ant3_2480_0~Reference

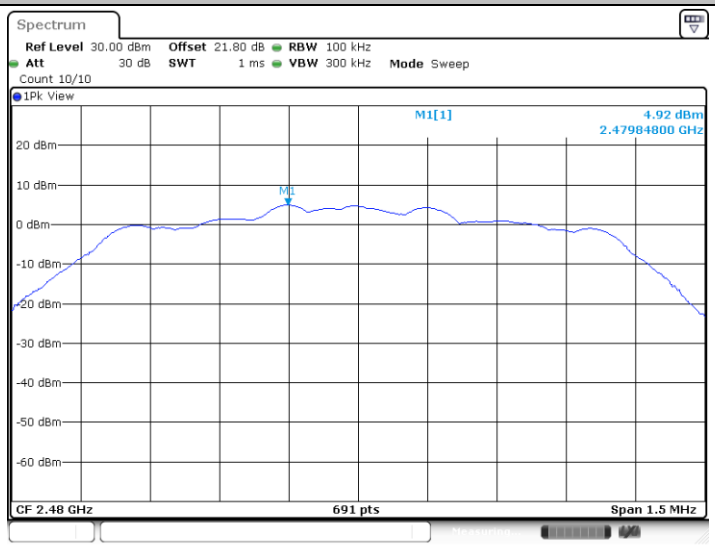

Date: 15.OCT.2024 07:34:12

3DH1_Ant3_2480_30~1000

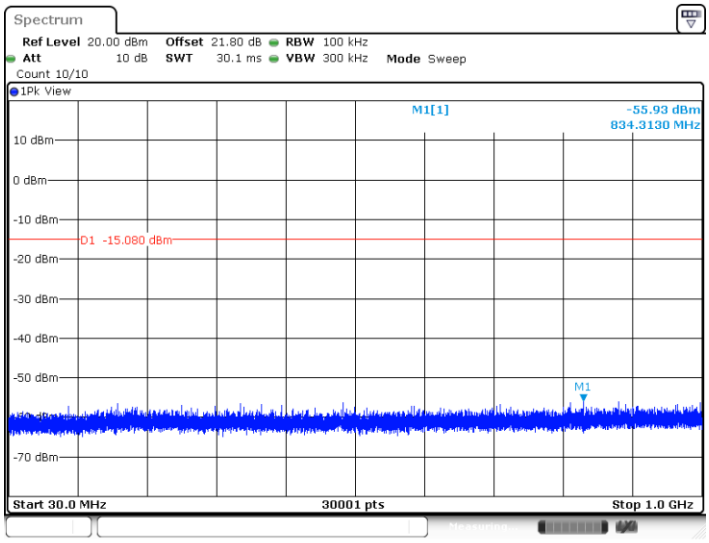

Date: 15.OCT.2024 07:34:18

3DH1_Ant3_2480_1000~26500

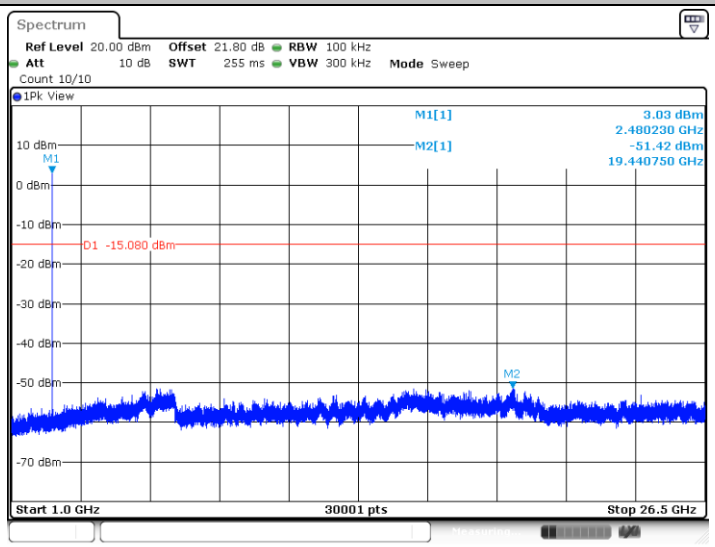

Date: 15.OCT.2024 07:34:35

3DH1_Ant4_2480_0~Reference

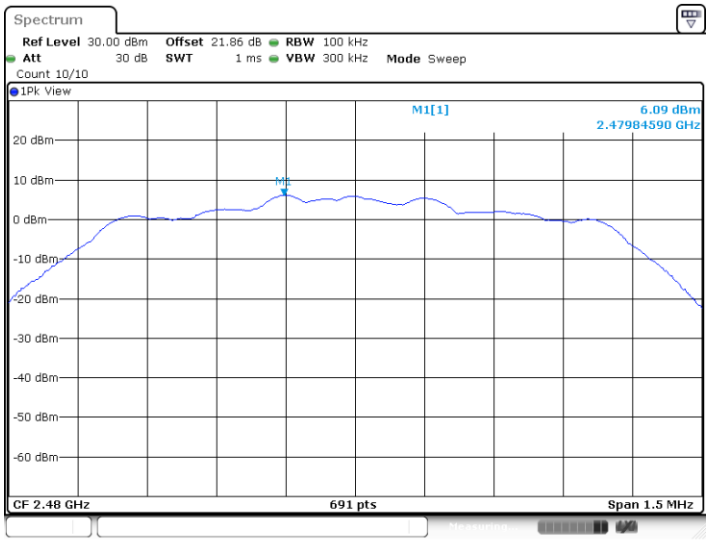

Date: 15.OCT.2024 07:51:16

3DH1_Ant4_2480_30~1000

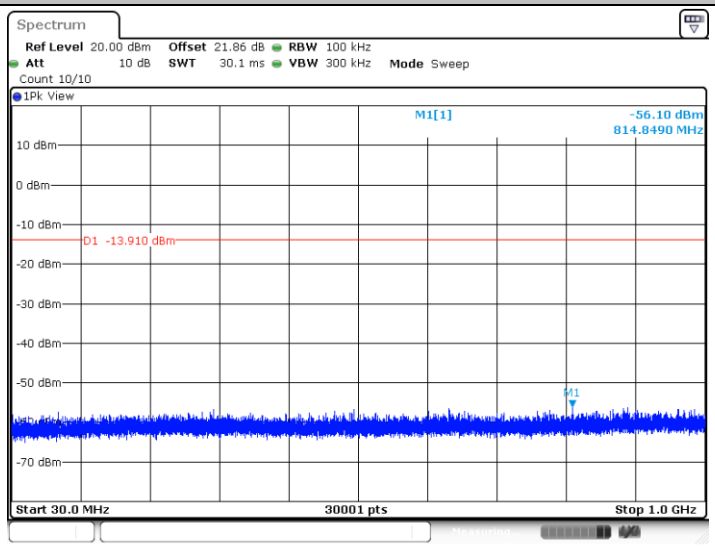

Date: 15.OCT.2024 07:51:21

3DH1_Ant4_2480_1000~26500

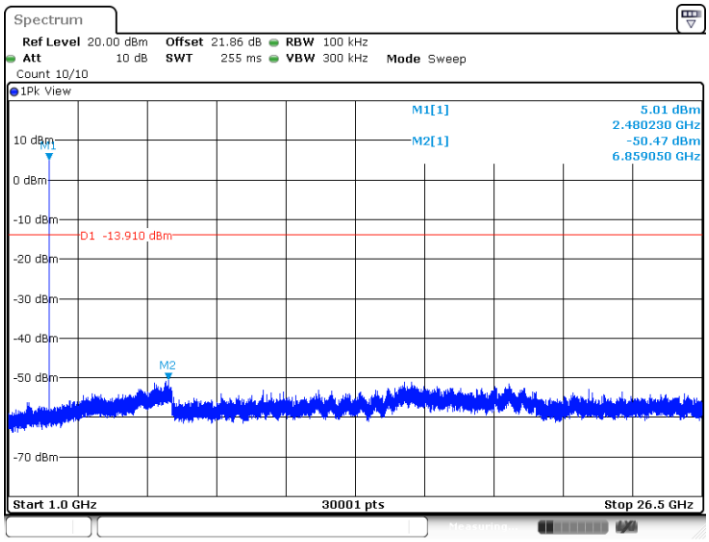

Date: 15.OCT.2024 07:51:38

Appendix B. AC Conducted Emission Test Results

Test Engineer :	Amos	**Temperature :**	25.3~26.2℃
		Relative Humidity :	38~40%
Test Voltage :	120Vac / 60Hz	**Phase :**	Line
Remark :	All emissions not reported here are more than 10 dB below the prescribed limit.		

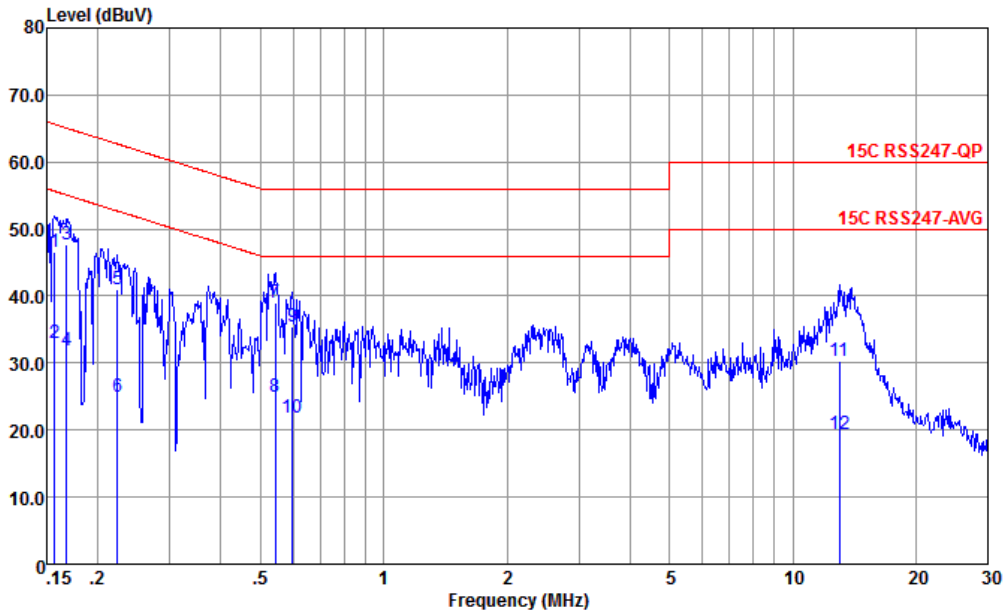

Site : CO01-KS
Condition : 15C RSS247-QP LISN-060105-L 2024 LINE

		Freq MHz	Level dBuV	Over Limit dB	Limit Line dBuV	Read Level dBuV	LISN Factor dB	Cable Loss dB	Remark
1		0.156	46.47	-19.18	65.65	35.91	0.11	10.45	QP
2		0.156	33.07	-22.58	55.65	22.51	0.11	10.45	Average
3		0.168	47.76	-17.32	65.08	37.21	0.10	10.45	QP
4		0.168	31.86	-23.22	55.08	21.31	0.10	10.45	Average
5		0.223	41.05	-21.65	62.70	30.51	0.08	10.46	QP
6		0.223	25.05	-27.65	52.70	14.51	0.08	10.46	Average
7	*	0.544	39.07	-16.93	56.00	28.80	-0.12	10.39	QP
8		0.544	24.87	-21.13	46.00	14.60	-0.12	10.39	Average
9		0.598	35.44	-20.56	56.00	25.20	-0.13	10.37	QP
10		0.598	21.84	-24.16	46.00	11.60	-0.13	10.37	Average
11		12.988	30.27	-29.73	60.00	20.20	-0.20	10.27	QP
12		12.988	19.37	-30.63	50.00	9.30	-0.20	10.27	Average

Test Engineer :	Amos	**Temperature :**	25.3~26.2℃
		Relative Humidity :	38~40%
Test Voltage :	120Vac / 60Hz	**Phase :**	Neutral
Remark :	All emissions not reported here are more than 10 dB below the prescribed limit.		

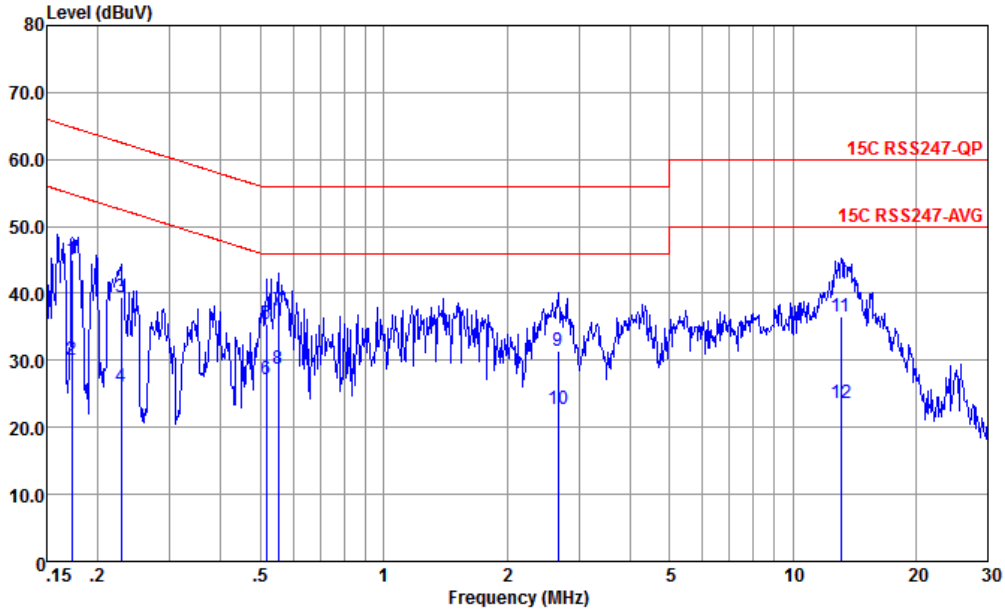

Site : CO01-KS
Condition : 15C RSS247-QP LISN-060105-N 2024 NEUTRAL

		Freq MHz	Level dBuV	Over Limit dB	Limit Line dBuV	Read Level dBuV	LISN Factor dB	Cable Loss dB	Remark
1		0.173	45.08	-19.73	64.81	34.51	0.12	10.45	QP
2		0.173	30.18	-24.63	54.81	19.61	0.12	10.45	Average
3		0.228	39.42	-23.10	62.52	28.90	0.05	10.47	QP
4		0.228	26.02	-26.50	52.52	15.50	0.05	10.47	Average
5		0.516	35.35	-20.65	56.00	25.10	-0.15	10.40	QP
6		0.516	27.15	-18.85	46.00	16.90	-0.15	10.40	Average
7		0.552	37.43	-18.57	56.00	27.19	-0.15	10.39	QP
8	*	0.552	28.83	-17.17	46.00	18.59	-0.15	10.39	Average
9		2.664	31.52	-24.48	56.00	21.49	-0.20	10.23	QP
10		2.664	22.62	-23.38	46.00	12.59	-0.20	10.23	Average
11		13.127	36.65	-23.35	60.00	26.59	-0.21	10.27	QP
12		13.127	23.65	-26.35	50.00	13.59	-0.21	10.27	Average

Note:

1. Level(dBμV) = Read Level(dBμV) + LISN Factor(dB) + Cable Loss(dB)
2. Over Limit(dB) = Level(dBμV) – Limit Line(dBμV)

Appendix C Radiated Spurious Emission Test Data

Test Engineer :	Wenbo Xiao	Relative Humidity :	48~49%
		Temperature :	24~25℃

Radiated Spurious Emission Test Modes

Mode	Band (MHz)	Antenna	Modulation	Channel	Frequency	Data Rate	RU	Remark
Mode 1	2400-2483.5	3	Bluetooth BR_GFSK	00	2402	3DH5	-	-
Mode 2	2400-2483.5	3	Bluetooth BR_GFSK	39	2441	3DH5	-	-
Mode 3	2400-2483.5	3	Bluetooth BR_GFSK	78	2480	3DH5	-	-
Mode 4	2400-2483.5	4	Bluetooth BR_GFSK	00	2402	3DH5	-	-
Mode 5	2400-2483.5	4	Bluetooth BR_GFSK	39	2441	3DH5	-	-
Mode 6	2400-2483.5	4	Bluetooth BR_GFSK	78	2480	3DH5	-	-
Mode 7	2400-2483.5	3	Bluetooth BR_GFSK-LF	78	2480	3DH5	-	LF
Mode 8	2400-2483.5	4	Bluetooth BR_GFSK-LF	78	2480	3DH5	-	LF

Summary of each worse mode

Mode	Modulation	Ch.	Freq. (MHz)	Level (dBuV/m)	Limit (dBuV/m)	Margin (dB)	Pol.	Peak Avg.	Result	Remark
1	Bluetooth BR_GFSK	00	2386.34	46.95	74.00	-27.05	V	PEAK	Pass	Band Edge
1	Bluetooth BR_GFSK	00	4804.00	43.55	74.00	-30.45	V	Peak	Pass	Harmonic
2	Bluetooth BR_GFSK	39	-	-	-	-	-	-	-	Band Edge
2	Bluetooth BR_GFSK	39	7323.00	43.91	74.00	-30.09	V	Peak	Pass	Harmonic
3	Bluetooth BR_GFSK	78	2486.61	47.14	74.00	-26.86	H	PEAK	Pass	Band Edge
3	Bluetooth BR_GFSK	78	7440.00	45.61	74.00	-28.39	H	Peak	Pass	Harmonic
4	Bluetooth BR_GFSK	00	2367.33	43.77	74.00	-30.23	H	PEAK	Pass	Band Edge
4	Bluetooth BR_GFSK	00	4804.00	43.96	74.00	-30.04	H	Peak	Pass	Harmonic
5	Bluetooth BR_GFSK	39	-	-	-	-	-	-	-	Band Edge
5	Bluetooth BR_GFSK	39	7323.00	44.22	74.00	-29.78	V	Peak	Pass	Harmonic
6	Bluetooth BR_GFSK	78	2490.03	44.30	74.00	-29.70	V	PEAK	Pass	Band Edge
6	Bluetooth BR_GFSK	78	7440.00	45.46	74.00	-28.54	V	Peak	Pass	Harmonic
7	Bluetooth BR_GFSK-LF	78	54.25	29.88	40.00	-10.12	V	Peak	Pass	LF
8	Bluetooth BR_GFSK-LF	78	42.61	31.32	40.00	-8.68	V	Peak	Pass	LF

Mode	1	
	Band Edge	
	2400-2483.5_Bluetooth BR_GFSK_CH00_2402MHz	
ANT	3	
Pol.	Horizontal	Fundamental
Peak	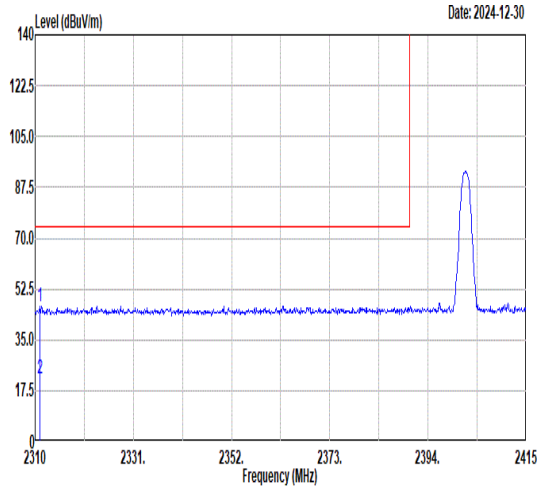 Freq Level Limit Line Margin (dB) Read Level Ant Factor Cable Loss Preamp Factor APos TPos Remark MHz dBuV/m dBuV/m dBuV dB/m dB dB cm deg 1 2311.05 46.36 74.00 -27.64 40.90 30.60 7.54 32.68 350 201 PEAK 2 2311.05 21.57 54.00 -32.43 16.11 30.60 7.54 32.68 350 201 AVERAGE	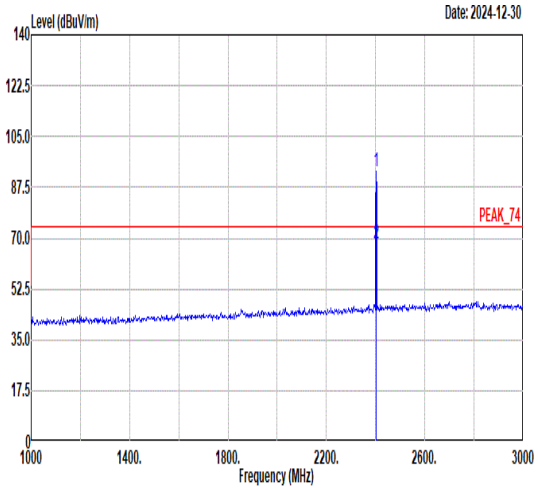 Freq Level Limit Line Margin (dB) Read Level Ant Factor Cable Loss Preamp Factor APos TPos Remark MHz dBuV/m dBuV/m dBuV dB/m dB dB cm deg 1 2402.00 93.05 ------ ------ 87.30 30.60 7.79 32.64 350 201 PEAK 2 2402.00 68.26 ------ ------ 62.51 30.60 7.79 32.64 350 201 AVERAGE

Mode	1	
	Band Edge	
	2400-2483.5_Bluetooth BR_GFSK_CH00_2402MHz	
ANT	3	
Pol.	Vertical	Fundamental
Peak	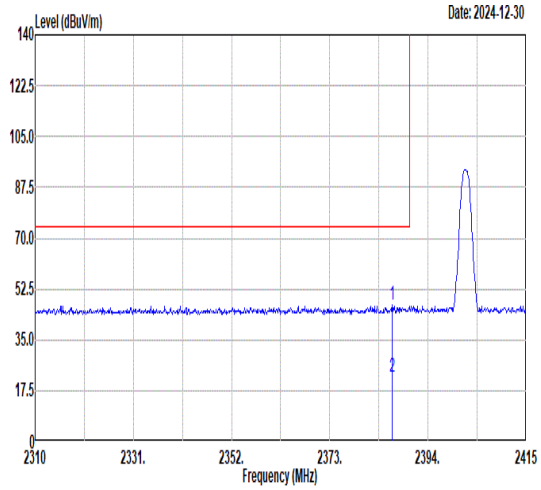 Freq Level Limit Line Margin (dB) Read Level Ant Factor Cable Loss Preamp Factor APos TPos Remark MHz dBuV/m dBuV/m dBuV dB/m dB dB cm deg 1 2386.34 46.95 74.00 -27.05 41.25 30.60 7.75 32.65 345 221 PEAK 2 2386.34 22.16 54.00 -31.84 16.46 30.60 7.75 32.65 345 221 AVERAGE	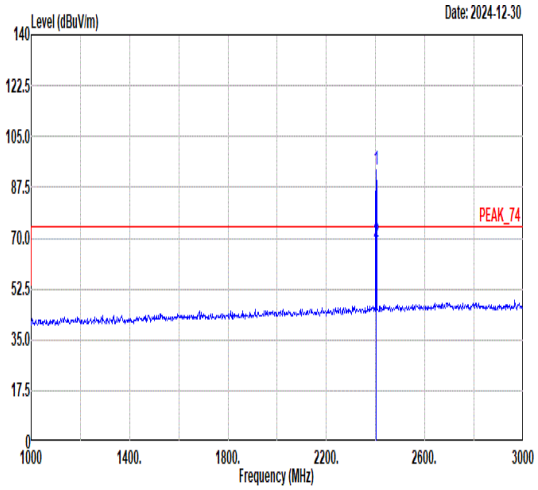 Freq Level Limit Line Margin (dB) Read Level Ant Factor Cable Loss Preamp Factor APos TPos Remark MHz dBuV/m dBuV/m dBuV dB/m dB dB cm deg 1 2402.00 93.71 ------ ------ 87.96 30.60 7.79 32.64 345 221 PEAK 2 2402.00 68.92 ------ ------ 63.17 30.60 7.79 32.64 345 221 AVERAGE

Mode	1	
	Harmonic	
	2400-2483.5_Bluetooth BR_GFSK_CH00_2402MHz	
ANT	3	
Pol.	Horizontal	Vertical
Peak Avg	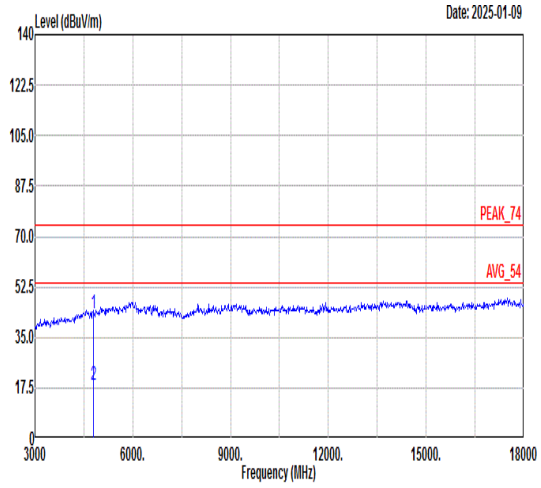 Freq Level Limit Line Margin Read Level Ant Factor Cable Loss Preamp Factor APos TPos Remark MHz dBuV/m dBuV/m dB dBuV dB/m dB dB cm deg 1 4804.00 43.24 74.00 -30.76 62.75 36.39 8.94 64.84 --- --- Peak 2 4804.00 18.45 54.00 -35.55 37.96 36.39 8.94 64.84 --- --- Average	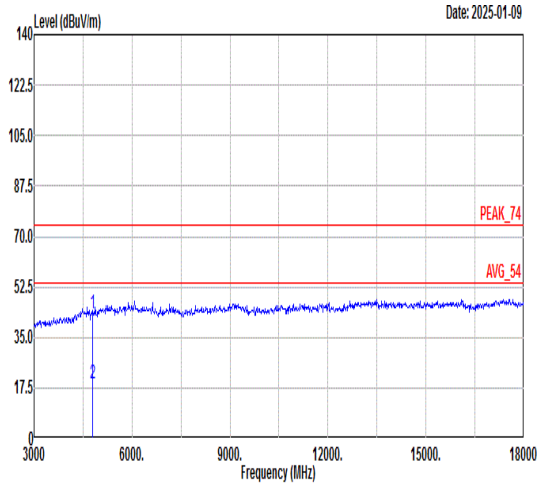 Freq Level Limit Line Margin Read Level Ant Factor Cable Loss Preamp Factor APos TPos Remark MHz dBuV/m dBuV/m dB dBuV dB/m dB dB cm deg 1 4804.00 43.55 74.00 -30.45 63.06 36.39 8.94 64.84 --- --- Peak 2 4804.00 18.76 54.00 -35.24 38.27 36.39 8.94 64.84 --- --- Average

Mode	2	
	Harmonic	
	2400-2483.5_Bluetooth BR_GFSK_CH39_2441MHz	
ANT	3	
Pol.	Horizontal	Vertical
Peak Avg	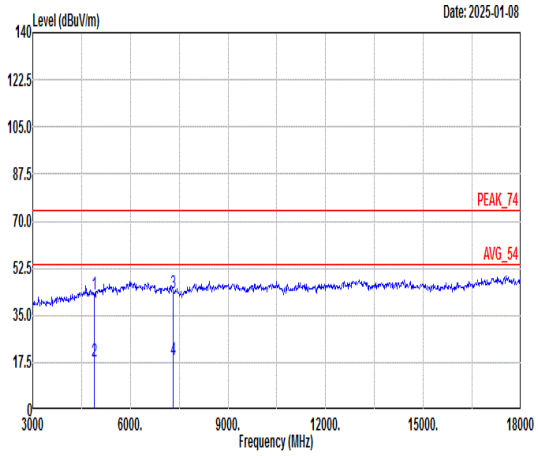 Freq Level Limit Line Margin Read Level Ant Factor Cable Loss Preamp Factor APos TPos Remark MHz dBuV/m dBuV/m dB dBuV dB/m dB dB cm deg 1 4882.00 42.85 74.00 -31.15 62.46 36.51 8.70 64.82 --- --- Peak 2 4882.00 18.06 54.00 -35.94 37.67 36.51 8.70 64.82 --- --- Average 3 7323.00 43.45 74.00 -30.55 61.39 36.88 10.18 65.00 --- --- Peak 4 7323.00 18.66 54.00 -35.34 36.60 36.88 10.18 65.00 --- --- Average	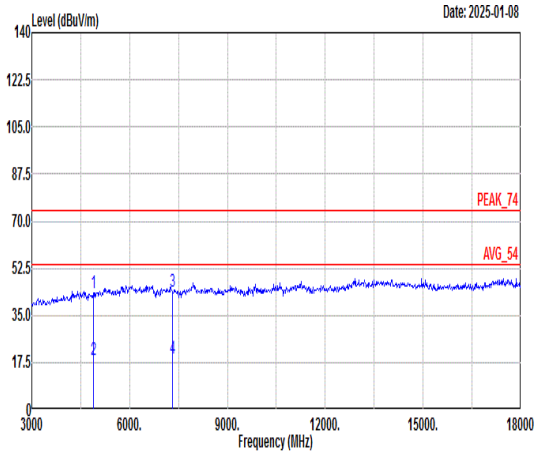 Freq Level Limit Line Margin Read Level Ant Factor Cable Loss Preamp Factor APos TPos Remark MHz dBuV/m dBuV/m dB dBuV dB/m dB dB cm deg 1 4882.00 43.19 74.00 -30.81 62.80 36.51 8.70 64.82 --- --- Peak 2 4882.00 18.40 54.00 -35.60 38.01 36.51 8.70 64.82 --- --- Average 3 7323.00 43.91 74.00 -30.09 61.85 36.88 10.18 65.00 --- --- Peak 4 7323.00 19.12 54.00 -34.88 37.06 36.88 10.18 65.00 --- --- Average

Mode	3	
	Band Edge	
	2400-2483.5_Bluetooth BR_GFSK_CH78_2480MHz	
ANT	3	
Pol.	Horizontal	Fundamental
Peak	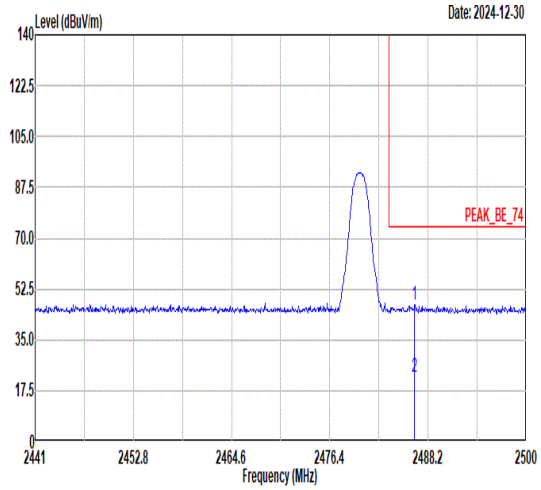	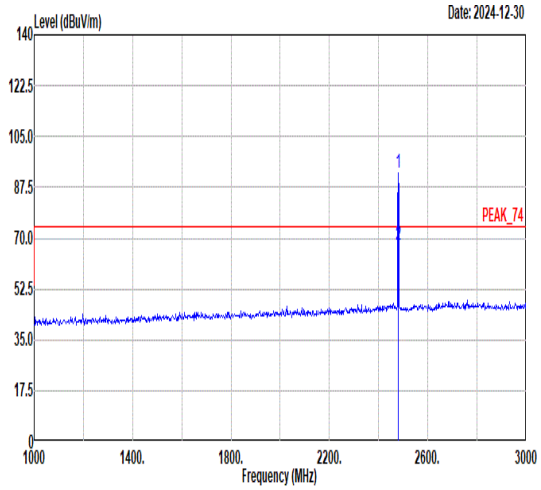

Horizontal:

	Freq	Level	Limit Line	Margin (dB)	Read Level	Ant Factor	Cable Loss	Preamp Factor	APos	TPos	Remark
	MHz	dBuV/m	dBuV/m		dBuV	dB/m	dB	dB	cm	deg	
1	2486.61	47.14	74.00	-26.86	41.24	30.63	7.88	32.61	368	175	PEAK
2	2486.61	22.35	54.00	-31.65	16.45	30.63	7.88	32.61	368	175	AVERAGE

Fundamental:

	Freq	Level	Limit Line	Margin (dB)	Read Level	Ant Factor	Cable Loss	Preamp Factor	APos	TPos	Remark
	MHz	dBuV/m	dBuV/m		dBuV	dB/m	dB	dB	cm	deg	
1	2480.00	92.59	------	------	86.69	30.64	7.87	32.61	368	175	PEAK
2	2480.00	67.80	------	------	61.90	30.64	7.87	32.61	368	175	AVERAGE

Mode	3	
	Band Edge	
	2400-2483.5_Bluetooth BR_GFSK_CH78_2480MHz	
ANT	3	
Pol.	Vertical	Fundamental
Peak	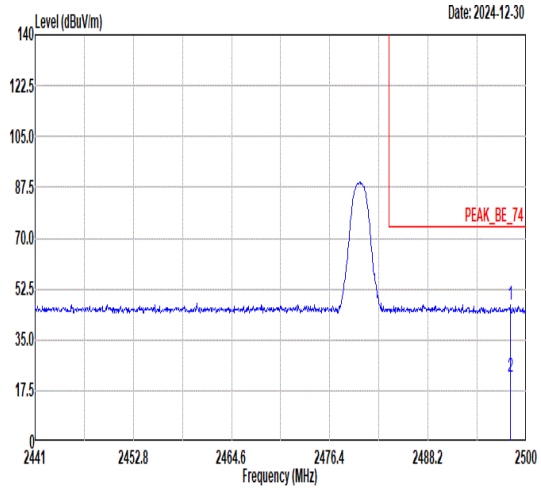 Freq Level Limit Line Margin (dB) Read Level Ant Factor Cable Loss Preamp Factor APos TPos Remark MHz dBuV/m dBuV/m dBuV dB/m dB dB cm deg 1 2498.05 47.07 74.00 -26.93 41.18 30.60 7.89 32.60 364 192 PEAK 2 2498.05 22.28 54.00 -31.72 16.39 30.60 7.89 32.60 364 192 AVERAGE	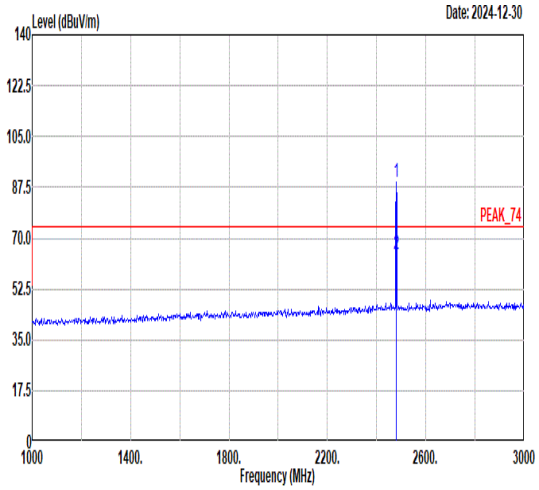 Freq Level Limit Line Margin (dB) Read Level Ant Factor Cable Loss Preamp Factor APos TPos Remark MHz dBuV/m dBuV/m dBuV dB/m dB dB cm deg 1 2480.00 89.35 ------ ------ 83.45 30.64 7.87 32.61 364 192 PEAK 2 2480.00 64.56 ------ ------ 58.66 30.64 7.87 32.61 364 192 AVERAGE

Mode	3	
	Harmonic	
	2400-2483.5_Bluetooth BR_GFSK_CH78_2480MHz	
ANT	3	
Pol.	Horizontal	Vertical
Peak Avg	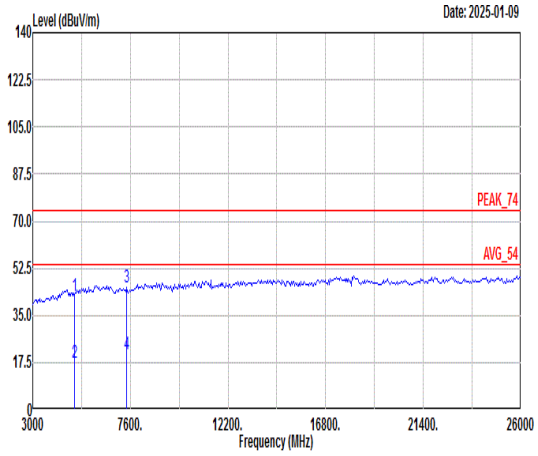 Freq Level Limit Line Margin Read Level Ant Factor Cable Loss Preamp Factor APos TPos Remark MHz dBuV/m dBuV/m dB dBuV dB/m dB dB cm deg 1 4960.00 42.13 74.00 -31.87 61.84 36.64 8.46 64.81 --- --- Peak 2 4960.00 17.34 54.00 -36.66 37.05 36.64 8.46 64.81 --- --- Average 3 7440.00 45.61 74.00 -28.39 63.65 36.76 10.17 64.97 --- --- Peak 4 7440.00 20.82 54.00 -33.18 38.86 36.76 10.17 64.97 --- --- Average	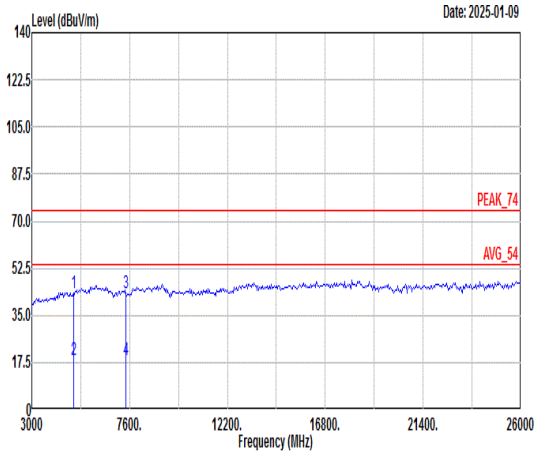 Freq Level Limit Line Margin Read Level Ant Factor Cable Loss Preamp Factor APos TPos Remark MHz dBuV/m dBuV/m dB dBuV dB/m dB dB cm deg 1 4960.00 43.11 74.00 -30.89 62.82 36.64 8.46 64.81 --- --- Peak 2 4960.00 18.32 54.00 -35.68 38.03 36.64 8.46 64.81 --- --- Average 3 7440.00 43.17 74.00 -30.83 61.21 36.76 10.17 64.97 --- --- Peak 4 7440.00 18.38 54.00 -35.62 36.42 36.76 10.17 64.97 --- --- Average

Mode	4	
	Band Edge	
	2400-2483.5_Bluetooth BR_GFSK_CH00_2402MHz	
ANT	4	
Pol.	Horizontal	Fundamental
Peak	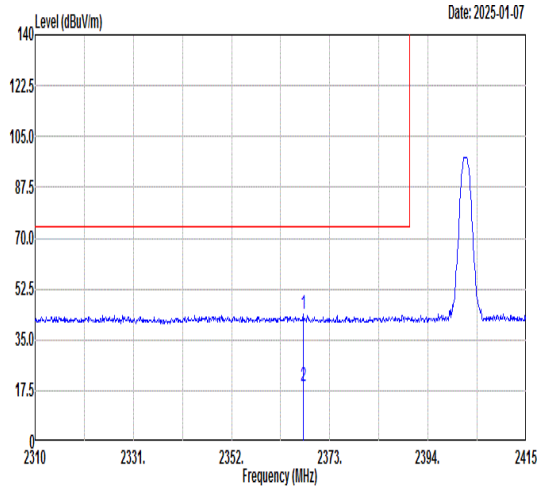 Freq Level Limit Line Margin (dB) Read Level Ant Factor Cable Loss Preamp Factor APos TPos Remark MHz dBuV/m dBuV/m dBuV dB/m dB dB cm deg 1 2367.33 43.77 74.00 -30.23 41.81 30.77 5.34 34.15 321 138 PEAK 2 2367.33 18.98 54.00 -35.02 17.02 30.77 5.34 34.15 321 138 AVERAGE	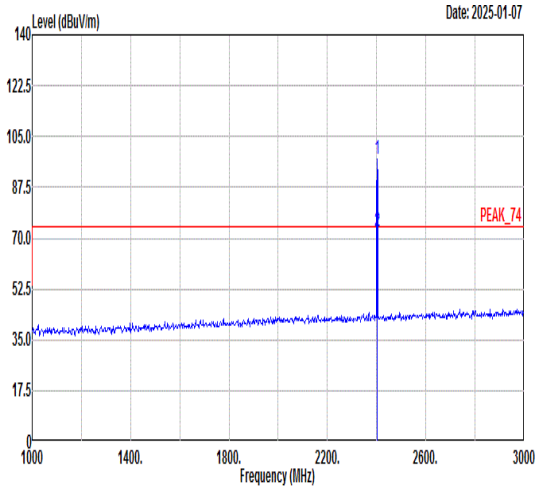 Freq Level Limit Line Margin (dB) Read Level Ant Factor Cable Loss Preamp Factor APos TPos Remark MHz dBuV/m dBuV/m dBuV dB/m dB dB cm deg 1 2402.00 97.34 ------ ------ 95.33 30.78 5.37 34.14 321 138 PEAK 2 2402.00 72.55 ------ ------ 70.54 30.78 5.37 34.14 321 138 AVERAGE

Mode	4	
	Band Edge	
	2400-2483.5_Bluetooth BR_GFSK_CH00_2402MHz	
ANT	4	
Pol.	Vertical	Fundamental
Peak	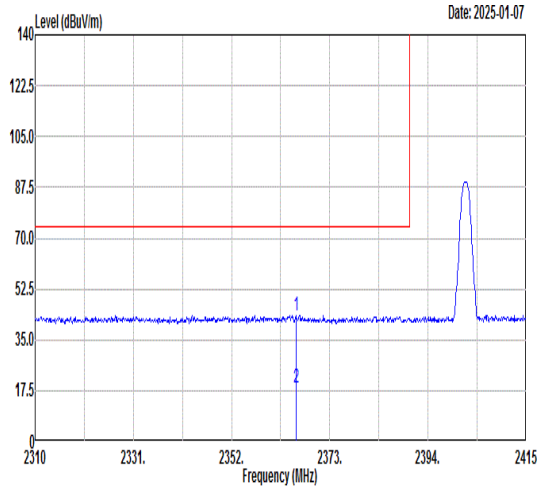 Freq Level Limit Line Margin (dB) Read Level Ant Factor Cable Loss Preamp Factor APos TPos Remark MHz dBuV/m dBuV/m dBuV dB/m dB dB cm deg 1 2365.76 43.54 74.00 -30.46 41.58 30.77 5.34 34.15 200 43 PEAK 2 2365.76 18.75 54.00 -35.25 16.79 30.77 5.34 34.15 200 43 AVERAGE	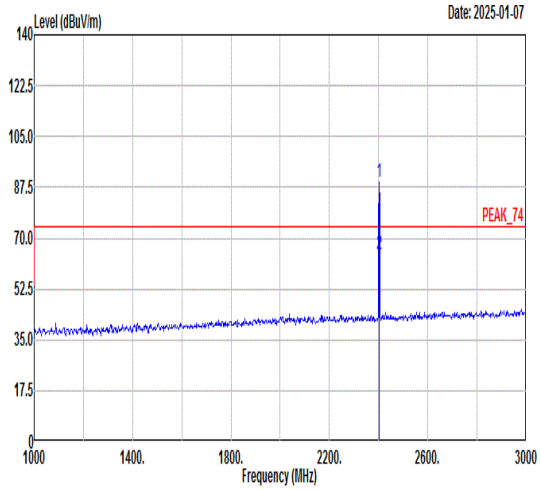 Freq Level Limit Line Margin (dB) Read Level Ant Factor Cable Loss Preamp Factor APos TPos Remark MHz dBuV/m dBuV/m dBuV dB/m dB dB cm deg 1 2402.00 89.47 ------ ------ 87.46 30.78 5.37 34.14 200 43 PEAK 2 2402.00 64.68 ------ ------ 62.67 30.78 5.37 34.14 200 43 AVERAGE

Mode	4	
	Harmonic	
	2400-2483.5_Bluetooth BR_GFSK_CH00_2402MHz	
ANT	4	
Pol.	Horizontal	Vertical
Peak Avg	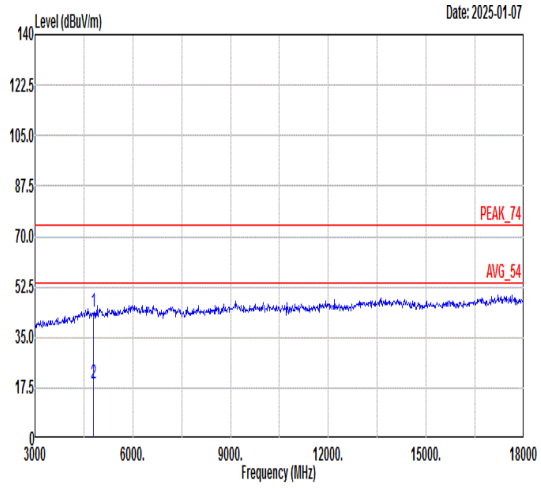 Freq Level Limit Line Margin Read Level Ant Factor Cable Loss Preamp Factor APos TPos Remark MHz dBuV/m dBuV/m dB dBuV dB/m dB dB cm deg 1 4804.00 43.96 74.00 -30.04 63.47 36.39 8.94 64.84 --- --- Peak 2 4804.00 19.17 54.00 -34.83 38.68 36.39 8.94 64.84 --- --- Average	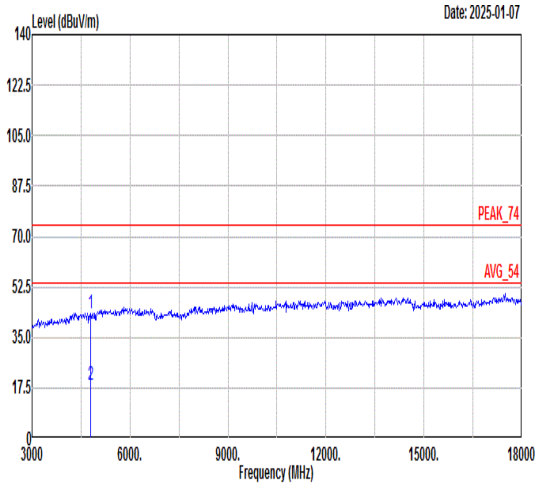 Freq Level Limit Line Margin Read Level Ant Factor Cable Loss Preamp Factor APos TPos Remark MHz dBuV/m dBuV/m dB dBuV dB/m dB dB cm deg 1 4804.00 43.50 74.00 -30.50 63.01 36.39 8.94 64.84 --- --- Peak 2 4804.00 18.71 54.00 -35.29 38.22 36.39 8.94 64.84 --- --- Average

Mode	5	
	Harmonic	
	2400-2483.5_Bluetooth BR_GFSK_CH39_2441MHz	
ANT	4	
Pol.	Horizontal	Vertical
Peak Avg	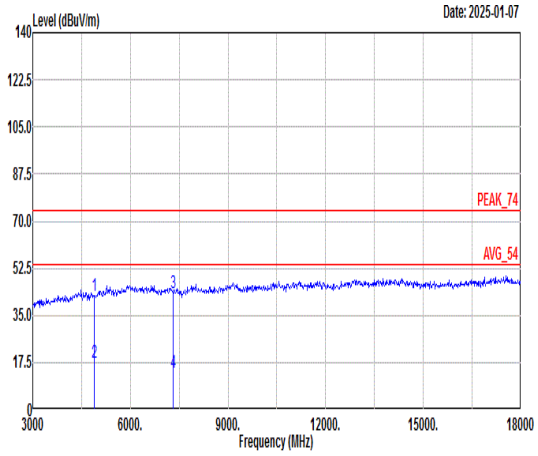 Freq Level Limit Line Margin Read Level Ant Factor Cable Loss Preamp Factor APos TPos Remark MHz dBuV/m dBuV/m dB dBuV dB/m dB dB cm deg 1 4882.00 42.32 74.00 -31.68 61.93 36.51 8.70 64.82 --- --- Peak 2 4882.00 17.53 54.00 -36.47 37.14 36.51 8.70 64.82 --- --- Average 3 7323.00 43.37 74.00 -30.63 61.31 36.88 10.18 65.00 --- --- Peak 4 7323.00 13.58 54.00 -40.42 31.52 36.88 10.18 65.00 --- --- Average	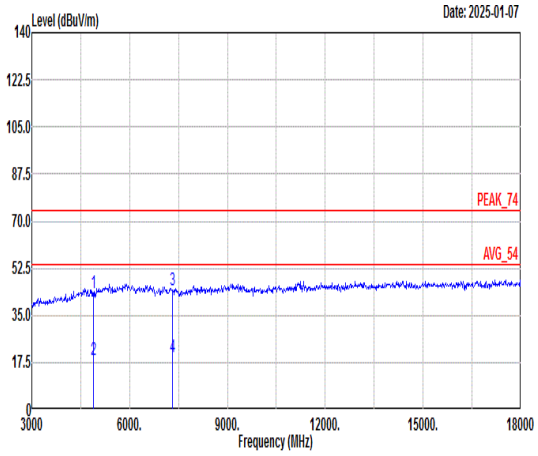 Freq Level Limit Line Margin Read Level Ant Factor Cable Loss Preamp Factor APos TPos Remark MHz dBuV/m dBuV/m dB dBuV dB/m dB dB cm deg 1 4882.00 43.48 74.00 -30.52 63.09 36.51 8.70 64.82 --- --- Peak 2 4882.00 18.69 54.00 -35.31 38.30 36.51 8.70 64.82 --- --- Average 3 7323.00 44.22 74.00 -29.78 62.16 36.88 10.18 65.00 --- --- Peak 4 7323.00 19.43 54.00 -34.57 37.37 36.88 10.18 65.00 --- --- Average

Mode	6	
	Band Edge	
	2400-2483.5_Bluetooth BR_GFSK_CH78_2480MHz	
ANT	4	
Pol.	Horizontal	Fundamental
Peak	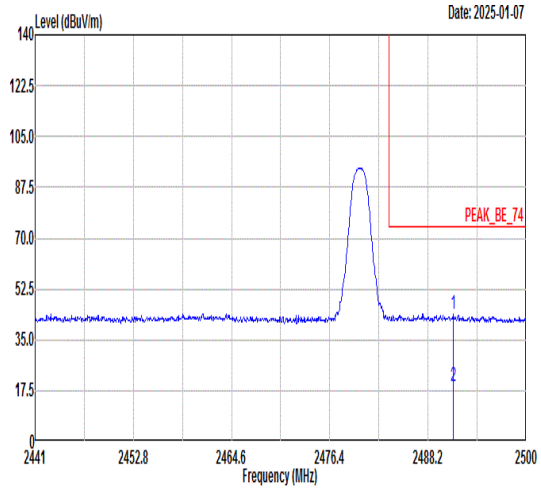	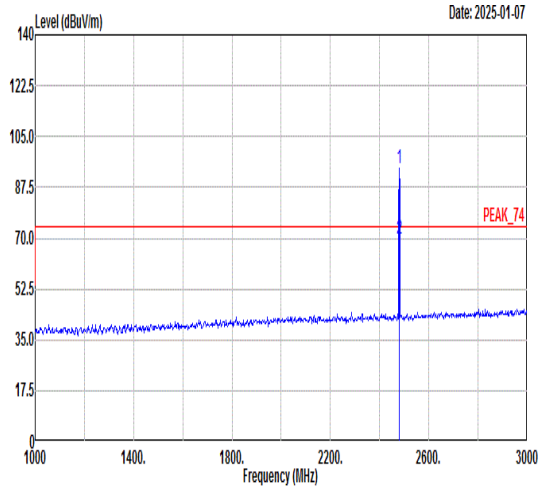

Horizontal:

	Freq	Level	Limit Line	Margin (dB)	Read Level	Ant Factor	Cable Loss	Preamp Factor	APos	TPos	Remark
	MHz	dBuV/m	dBuV/m		dBuV	dB/m	dB	dB	cm	deg	
1	2491.27	43.69	74.00	-30.31	41.52	30.80	5.47	34.10	303	136	PEAK
2	2491.27	18.90	54.00	-35.10	16.73	30.80	5.47	34.10	303	136	AVERAGE

Fundamental:

	Freq	Level	Limit Line	Margin (dB)	Read Level	Ant Factor	Cable Loss	Preamp Factor	APos	TPos	Remark
	MHz	dBuV/m	dBuV/m		dBuV	dB/m	dB	dB	cm	deg	
1	2480.00	94.26	------	------	92.11	30.80	5.46	34.11	303	136	PEAK
2	2480.00	69.47	------	------	67.32	30.80	5.46	34.11	303	136	AVERAGE

Mode	6	
	Band Edge	
	2400-2483.5_Bluetooth BR_GFSK_CH78_2480MHz	
ANT	4	
Pol.	Vertical	Fundamental
Peak	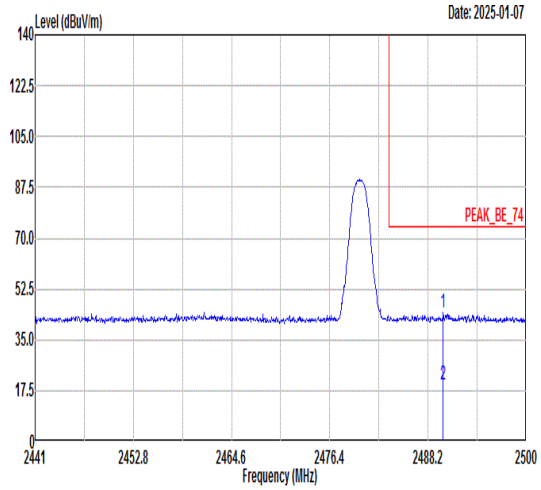 Freq Level Limit Line Margin (dB) Read Level Ant Factor Cable Loss Preamp Factor APos TPos Remark MHz dBuV/m dBuV/m dBuV dB/m dB dB cm deg 1 2490.03 44.30 74.00 -29.70 42.13 30.80 5.47 34.10 376 219 PEAK 2 2490.03 19.51 54.00 -34.49 17.34 30.80 5.47 34.10 376 219 AVERAGE	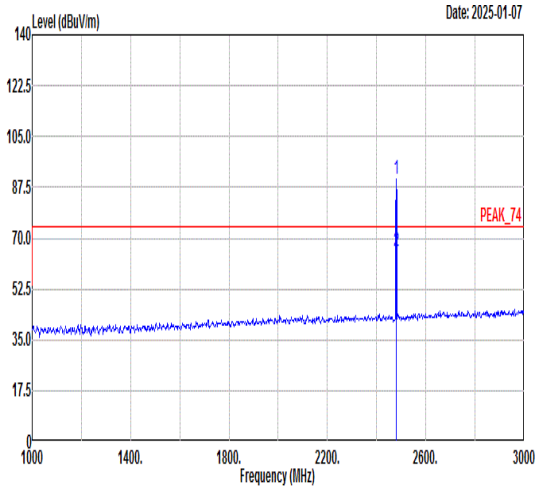 Freq Level Limit Line Margin (dB) Read Level Ant Factor Cable Loss Preamp Factor APos TPos Remark MHz dBuV/m dBuV/m dBuV dB/m dB dB cm deg 1 2480.00 90.24 ------ ------ 88.09 30.80 5.46 34.11 376 219 PEAK 2 2480.00 65.45 ------ ------ 63.30 30.80 5.46 34.11 376 219 AVERAGE

Mode	6	
	Harmonic	
	2400-2483.5_Bluetooth BR_GFSK_CH78_2480MHz	
ANT	4	
Pol.	Horizontal	Vertical
Peak Avg	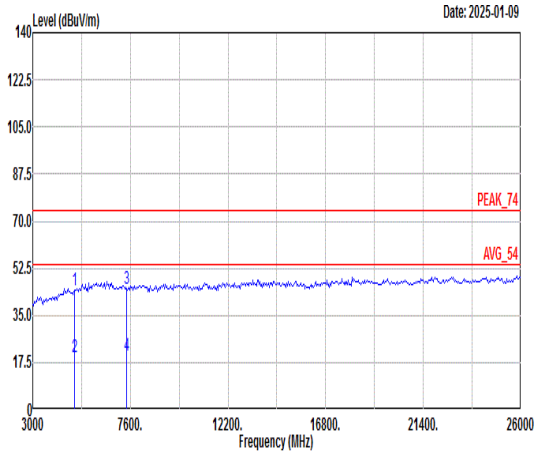 Freq Level Limit Line Margin Read Level Ant Factor Cable Loss Preamp Factor APos TPos Remark MHz dBuV/m dBuV/m dB dBuV dB/m dB dB cm deg 1 4960.00 44.29 74.00 -29.71 64.00 36.64 8.46 64.81 --- --- Peak 2 4960.00 19.50 54.00 -34.50 39.21 36.64 8.46 64.81 --- --- Average 3 7440.00 45.08 74.00 -28.92 63.12 36.76 10.17 64.97 --- --- Peak 4 7440.00 20.29 54.00 -33.71 38.33 36.76 10.17 64.97 --- --- Average	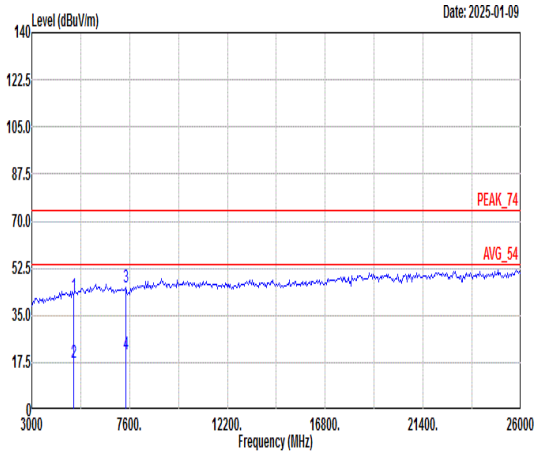 Freq Level Limit Line Margin Read Level Ant Factor Cable Loss Preamp Factor APos TPos Remark MHz dBuV/m dBuV/m dB dBuV dB/m dB dB cm deg 1 4960.00 42.24 74.00 -31.76 61.95 36.64 8.46 64.81 --- --- Peak 2 4960.00 17.45 54.00 -36.55 37.16 36.64 8.46 64.81 --- --- Average 3 7440.00 45.46 74.00 -28.54 63.50 36.76 10.17 64.97 --- --- Peak 4 7440.00 20.67 54.00 -33.33 38.71 36.76 10.17 64.97 --- --- Average

Mode	7	
	LF	
	2400-2483.5_Bluetooth BR_GFSK-LF_CH78_2480MHz	
ANT	3	
Pol.	Horizontal	Vertical
QP/ Peak	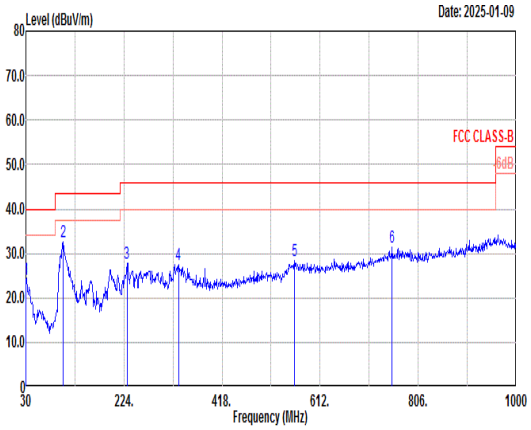	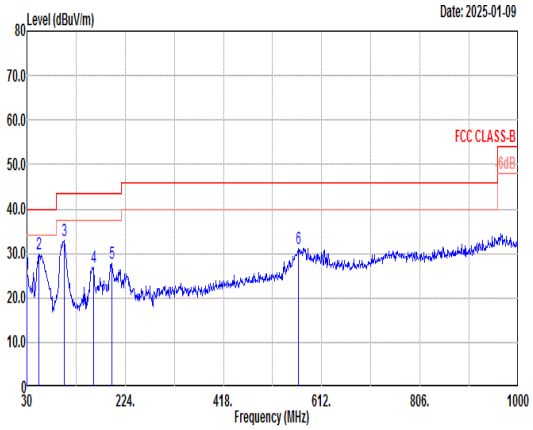

Horizontal:

	Freq	Level	Limit Line	Margin	Read Level	Ant Factor	Cable Loss	Preamp Factor	APos	TPos	Remark
	MHz	dBuV/m	dBuV/m	dB	dBuV	dB/m	dB	dB	cm	deg	
1	30.00	24.25	40.00	-15.75	29.93	25.29	0.53	31.50	---	---	Peak
2	103.72	32.72	43.50	-10.78	46.74	16.63	1.04	31.69	---	---	Peak
3	229.82	27.92	46.00	-18.08	41.62	16.24	1.56	31.50	---	---	Peak
4	331.67	27.59	46.00	-18.41	37.13	20.09	1.91	31.54	---	---	Peak
5	560.59	28.44	46.00	-17.56	30.22	27.00	2.48	31.26	---	---	Peak
6	754.59	31.38	46.00	-14.62	30.70	28.83	2.86	31.01	---	---	Peak

Vertical:

	Freq	Level	Limit Line	Margin	Read Level	Ant Factor	Cable Loss	Preamp Factor	APos	TPos	Remark
	MHz	dBuV/m	dBuV/m	dB	dBuV	dB/m	dB	dB	cm	deg	
1	30.00	25.39	40.00	-14.61	31.07	25.29	0.53	31.50	---	---	Peak
2	54.25	29.88	40.00	-10.12	47.98	12.87	0.73	31.70	---	---	Peak
3	103.72	33.05	43.50	-10.45	47.07	16.63	1.04	31.69	---	---	Peak
4	160.95	26.95	43.50	-16.55	40.82	16.42	1.29	31.58	---	---	Peak
5	197.81	27.92	43.50	-15.58	43.02	14.98	1.42	31.50	---	---	Peak
6	566.41	31.24	46.00	-14.76	33.28	26.70	2.49	31.23	---	---	Peak

Mode	8	
	LF	
	2400-2483.5_Bluetooth BR_GFSK-LF_CH78_2480MHz	
ANT	4	
Pol.	Horizontal	Vertical
QP/ Peak	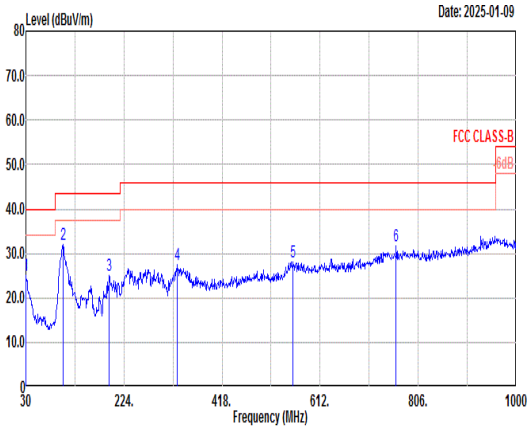	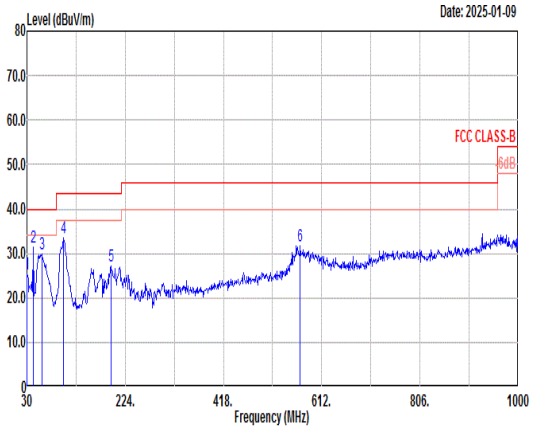

	Freq	Level	Limit Line	Margin	Read Level	Ant Factor	Cable Loss	Preamp Factor	APos	TPos	Remark
	MHz	dBuV/m	dBuV/m	dB	dBuV	dB/m	dB	dB	cm	deg	
1	30.00	24.92	40.00	-15.08	30.60	25.29	0.53	31.50	---	---	Peak
2	103.72	31.86	43.50	-11.64	45.88	16.63	1.04	31.69	---	---	Peak
3	194.90	25.00	43.50	-18.50	40.17	14.93	1.41	31.51	---	---	Peak
4	329.73	27.35	46.00	-18.65	36.96	20.02	1.91	31.54	---	---	Peak
5	558.65	28.13	46.00	-17.87	29.91	27.01	2.48	31.27	---	---	Peak
6	762.35	31.70	46.00	-14.30	30.96	28.89	2.87	31.02	---	---	Peak

	Freq	Level	Limit Line	Margin	Read Level	Ant Factor	Cable Loss	Preamp Factor	APos	TPos	Remark
	MHz	dBuV/m	dBuV/m	dB	dBuV	dB/m	dB	dB	cm	deg	
1	30.00	25.46	40.00	-14.54	31.14	25.29	0.53	31.50	---	---	Peak
2	42.61	31.32	40.00	-8.68	43.92	18.52	0.63	31.75	---	---	Peak
3	59.10	29.74	40.00	-10.26	48.67	12.00	0.77	31.70	---	---	Peak
4	102.75	33.39	43.50	-10.11	47.54	16.51	1.03	31.69	---	---	Peak
5	195.87	27.11	43.50	-16.39	42.26	14.94	1.42	31.51	---	---	Peak
6	569.32	31.61	46.00	-14.39	33.81	26.52	2.50	31.22	---	---	Peak

Appendix D. Duty Cycle Plots

Ant 3 :

3DH5 on time (One Pulse) Plot on Channel 39

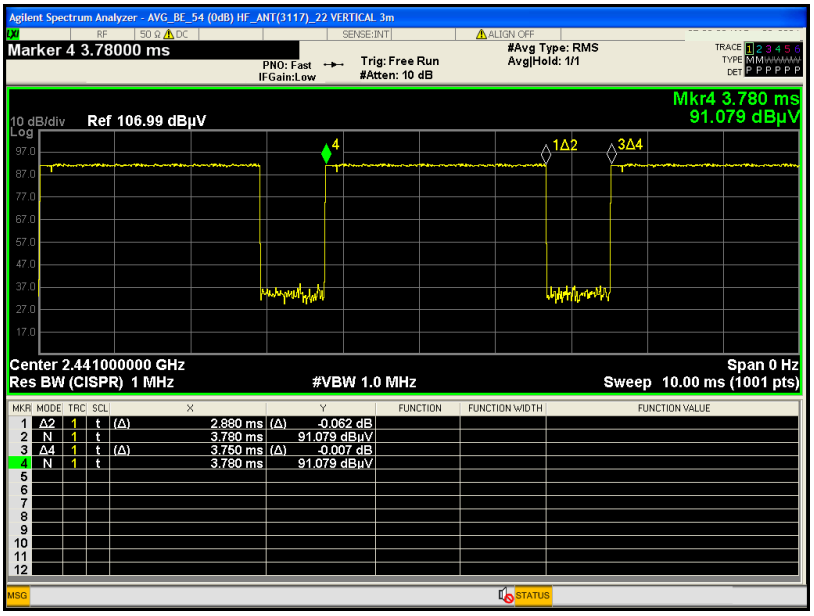

3DH5 on time (Count Pulses) Plot on Channel 39

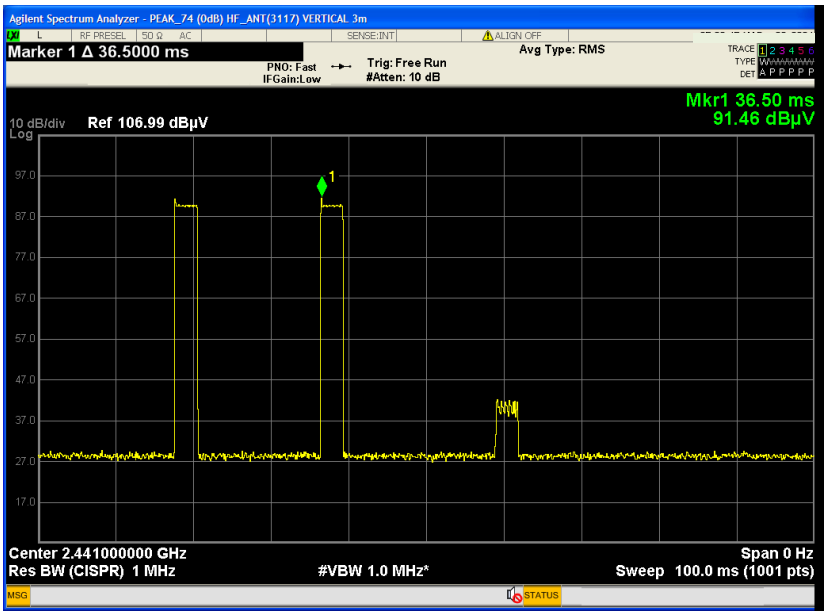

Note:

1. Worst case Duty cycle = on time/100 milliseconds = 2 * 2.88 / 100 = 5.76 %
2. Worst case Duty cycle correction factor = 20*log(Duty cycle) = -24.79 dB
3. 3DH5 has the highest duty cycle worst case and is reported.

Ant 4 :

3DH5 on time (One Pulse) Plot on Channel 39

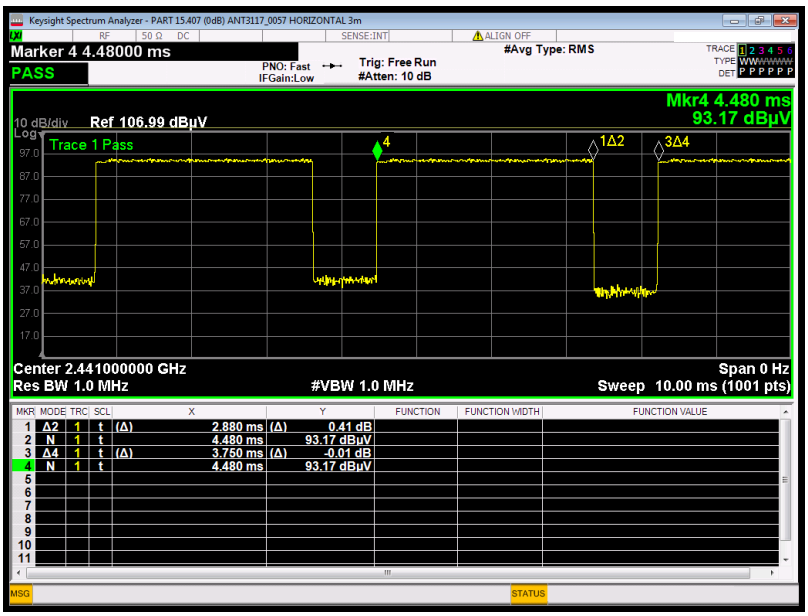

3DH5 on time (Count Pulses) Plot on Channel 39

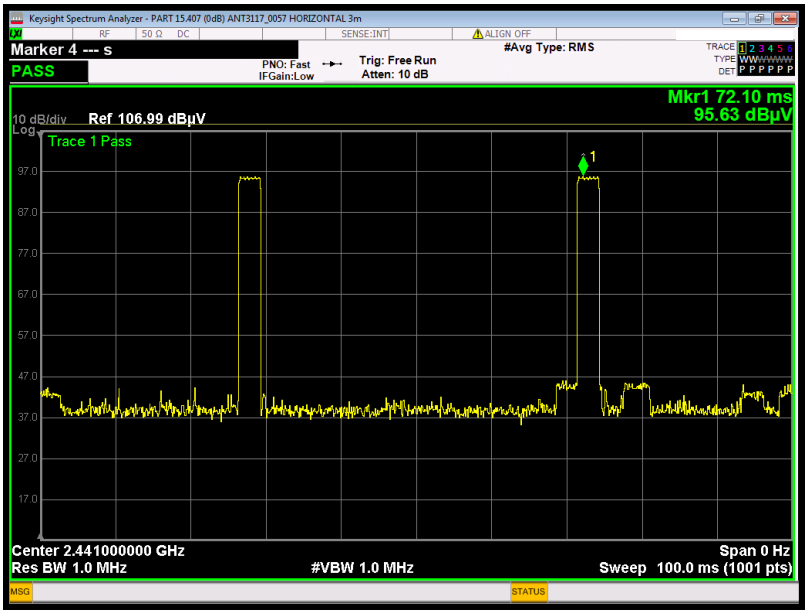

Note:

1. Worst case Duty cycle = on time/100 milliseconds = 2 * 2.88 / 100 = 5.76 %
2. Worst case Duty cycle correction factor = 20*log(Duty cycle) = -24.79 dB
3. 3DH5 has the highest duty cycle worst case and is reported.