




Satellite Tracking of People LLC
by SECURUS TECHNOLOGIES™



SoberTrack

Satellite Tracking of People LLC

For 24/7 assistance, contact the STOP Solution Center
1-866-703-STOP (7867) | techsupport@stopllc.com

<https://www.veritracks.com>



FCC & Industry Canada Compliance

FCC: S5EST10417

I.C. 9086A-ST10417

MODEL NUMBER: SoberTrack®

NOTE: This equipment has been tested and found to comply with the limits for a Class B digital device, pursuant to part 15 of the FCC Rules. These limits are designed to provide reasonable protection against harmful interference in a residential installation. This equipment generates, uses and can radiate radio frequency energy and, if not installed and used in accordance with the instructions, may cause harmful interference to radio communications. However, there is no guarantee that interference will not occur in a particular installation. If this equipment does cause harmful interference to radio or television reception, which can be determined by turning the equipment off and on, the user is encouraged to try to correct the interference by one or more of the following measures

- Reorient or relocate the receiving antenna.
- Increase the separation between the equipment and receiver.
- Connect the equipment into an outlet on a circuit different from that to which the receiver is connected.
- Consult the dealer or an experienced radio/TV technician for help.

The GSM and ISM transmitters used in SoberTrack® are not co-located. The ISM transmitter is operational only when it is required to communicate with the associated equipment. SoberTrack® is set up automatically to prevent simultaneous transmission between the GSM and ISM transmitters

Canadian Compliance (Industry Canada) for SoberTrack®

This device complies with Industry Canada licence-exempt RSS standard(s). Operation is subject to the following two conditions:

- This device may not cause interference, and
- This device must accept any interference, including interference that may cause undesired operation of the device.

Le présent appareil est conforme aux CNR d'Industrie Canada applicables aux appareils radio exempts de licence. L'exploitation est autorisée aux deux conditions suivantes :

(1) l'appareil ne doit pas produire de brouillage, et (2) l'utilisateur de l'appareil doit accepter tout brouillage radioélectrique subi, même si le brouillage est susceptible d'en compromettre le fonctionnement.

WARNING – Changes or modifications to these units not expressly approved by the party responsible for compliance could void the user's authority to operate the equipment.

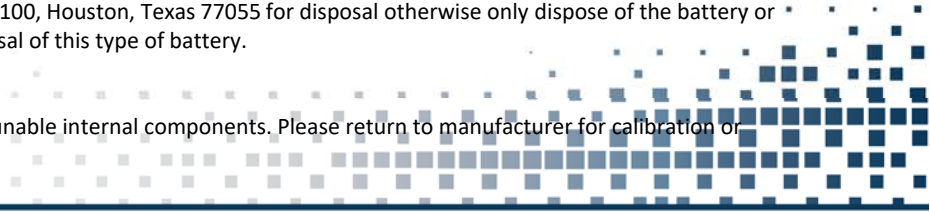
BATTERY SAFETY

The SoberTrack® Device contains a non-removable lithium-Ion battery. Do not attempt to remove the battery. Do not dispose of The . SoberTrack® or the lithium-Ion battery in a fire. The lithium-Ion battery might present a fire or chemical burn hazard if mistreated. Do not disassemble, crush, or puncture the lithium-Ion battery or the SoberTrack® Device. Do not heat the battery or SoberTrack® Device above 140°F (60°C).

Please return the Device to Satellite Tracking of People LLC, 1212 North Post Oak Road, Suite 100, Houston, Texas 77055 for disposal otherwise only dispose of the battery or SoberTrack® device in accordance with the laws and regulations in your area governing disposal of this type of battery.

SERVICE

The SoberTrack® device contains no serviceable parts and provides no user configurable or tunable internal components. Please return to manufacturer for calibration or maintenance



Index

Overview 5 - 18

Schedules 34 - 49

Enrollment 19 - 23

Supervision 60 - 85

Assignment 56 - 59

Notifications 60 - 85



Overview

- Features
- SoberTrack



Features

- One piece device portable handheld device.
- GPS capability- points taken at the time of testing.
- All test result displayed in VeriTracks.
- Takes photo of enrollee at time of the testing.

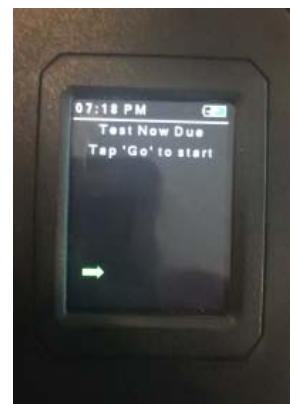


SoberTrack



Straw port

Camera



Display screen

Charging port



Enrollment

- Quick Steps



Enrollment /Prep Quick Steps

1. Prep SoberTrack by charging minimum 4 hours prior to install.
 - Near window
 - No longer than 2 weeks on charger
2. Create enrollee's profile
 - Primary ID
 - Name
 - Risk levels
3. Create enrollee's Addresses



Assignment

- Assigning a Device
- Verifying a Successful Device Assignment



Assigning a Device

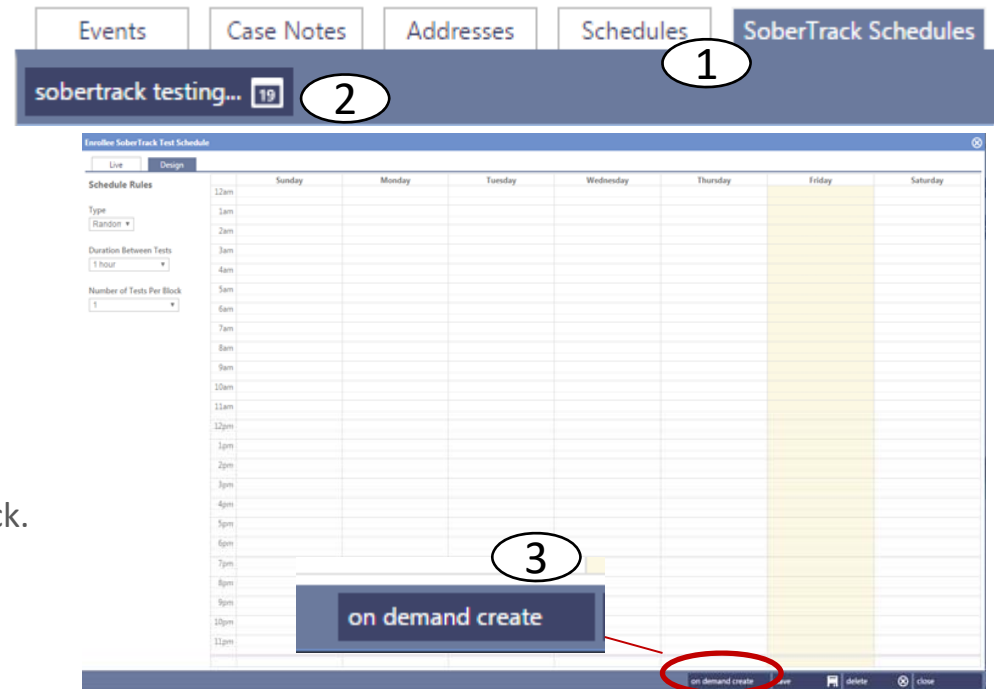
1. In VeriTracks, click the **Enrollees** tile.
2. Select the enrollee's profile.
3. Click the **Device Assignments** tab.
4. Click **Change Assignment**.
5. Select **SoberTrack**.
6. Click the **Save** button.

The screenshot shows the VeriTracks web application interface. At the top, there are navigation tabs: Dashboard, Enrollees (highlighted with a circled '1'), Events, and Zones. Below the Enrollees tab, there is a search bar and a list of enrollees. The first enrollee, JOHNSTON, COOLIE, is selected (highlighted with a circled '2'). To the right of the enrollee list, there are buttons for Profile, add, and Details. Below the enrollee list, there are tabs for Events, Case Notes, Addresses, Schedules, and Device Assignments (highlighted with a circled '3'). Under the Device Assignments tab, there is a 'change assignment' button (highlighted with a circled '4'). Below this, there is a 'Tracking Device' section with a dropdown menu showing 'SoberTrack' (highlighted with a circled '5'). To the right of the dropdown, there is a table with columns: Date/Time, Status, Points, GPS, % GPS, and a battery icon. The table contains multiple rows of data. At the bottom right of the table, there is a 'Save' button (highlighted with a circled '6').

Date/Time	Status	Points	GPS	% GPS	Battery
03/15/2017 9:53:31 AM	OK	10	10	100%	4.15v
03/15/2017 9:43:37 AM	OK	10	10	100%	4.16v
03/15/2017 9:33:05 AM	OK	10	10	100%	4.18v
03/15/2017 9:23:13 AM	OK	10	10	100%	4.18v
03/15/2017 9:13:18 AM	OK	6	6	100%	4.11v
03/15/2017 9:07:20 AM	OK	10	9	90%	4.11v
03/15/2017 8:57:25 AM	OK	10	10	100%	4.11v
03/15/2017 8:47:27 AM	OK	10	10	100%	4.12v
03/15/2017 8:37:29 AM	OK	10	10	100%	4.12v
03/15/2017 8:27:34 AM	OK	10	10	100%	4.12v
03/15/2017 8:17:41 AM	OK	10	10	100%	4.12v
03/15/2017 8:07:43 AM	OK	10	10	100%	4.13v
03/15/2017 7:57:47 AM	OK	10	10	100%	4.13v
03/15/2017 7:47:51 AM	OK	10	10	100%	4.13v
03/15/2017 7:37:56 AM	OK	10	10	100%	4.13v
03/15/2017 7:28:01 AM	OK	10	10	100%	4.13v

Create Enrollee Profile Comparison Picture

1. Access the enrollee's **SoberTrack Schedule** tab.
 2. Select **SoberTrack Testing** button.
 3. Select **On Demand Create** button.
- ❖ On demand test will be sent to the SoberTrack.
At the time of the test a photo will be taken.



Taking Sobriety Test

1. Device will alert for testing with 3 beep tones.
2. Tap display screen on **SoberTrack**. Screen will indicate: "Sobriety Test Required Now. Insert Straw and Tap Below to Begin".
3. Click green **GO** arrow. Screen will display, "Preparing Sobriety Test, Please Wait".
4. Display will read "blow into tube until buzzer". Device will give a short beep when ready to start the test.
5. Stop when device sounds again.



Create Enrollee Profile Comparison Picture

Once Sobriety Test is completed

1. Access the enrollee's **SoberTrack Schedule** tab.
2. Select **SoberTrack Testing** button.
3. Select **Live** tab.
4. Select the test results
5. Under the test picture select the **Set as Profile** button.

The screenshot displays the SoberTrack web application interface. At the top, a navigation bar includes tabs for 'Events', 'Case Notes', 'Addresses', 'Schedules', and 'SoberTrack Schedules'. The 'SoberTrack Schedules' tab is active, showing a list of schedules. A red circle labeled '1' highlights the 'SoberTrack Schedules' tab. Below this, a 'sobertrack testing...' button is highlighted with a red circle labeled '2'. To the right, a 'SoberTrack Monitoring Test Result' pop-up is visible, showing test details: 'Test Date: 03/14/2017 5:46:50 PM', 'Monitoring Test Result: Passed', 'Enrollee Image Match: Not Validated', 'BAC: 0', and 'Number of Retries: N/A'. In the main area, the 'Live' tab is selected, highlighted with a red circle labeled '3'. Below the 'Live' tab, a calendar view shows a test result at 1:04pm: 'Passed On Demand Test', highlighted with a red circle labeled '4'. To the right, an 'Uploaded File' section shows a profile picture of a woman, with a 'set as profile photo' button highlighted by a red circle labeled '5'. At the bottom of the test result pop-up, there are buttons for 'confirm review', 'view retries', 'view notes...', and 'close'.

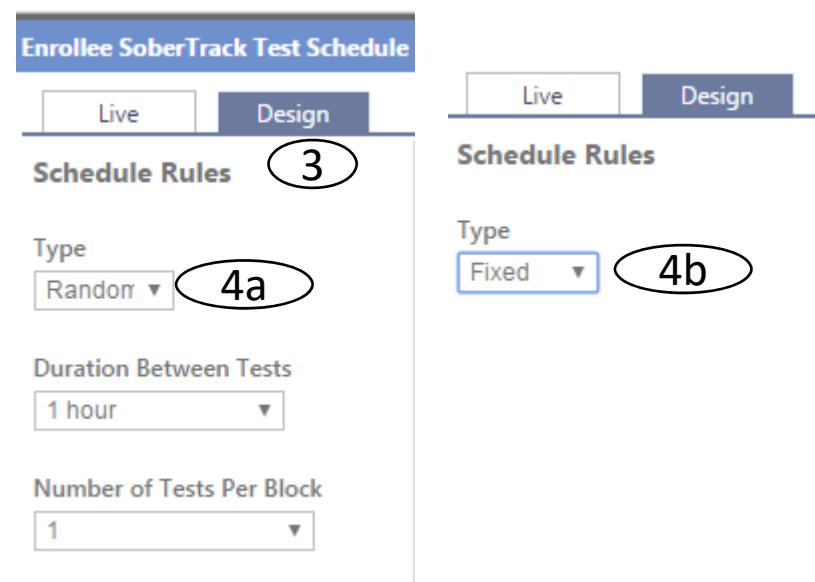
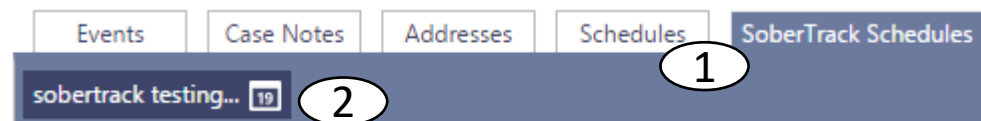
Schedules

- Creating a Random Schedule
- Creating a Fixed Schedule
- Viewing the Schedule on a Calendar



SoberTrack Testing Schedules

1. Access the enrollee's **SoberTrack Schedule** tab.
2. Select **SoberTrack Testing** button
3. Select the **Design** tab .
4. Select **Type**:
 - a. **Random** – creates random test schedules based on set parameters.
 - b. **Fixed** – creates set times a test will be sent.
5. Select Duration Between Tests
 - Between 1-4 hours
6. Select Number of Tests per Block.
 - 1-3 tests

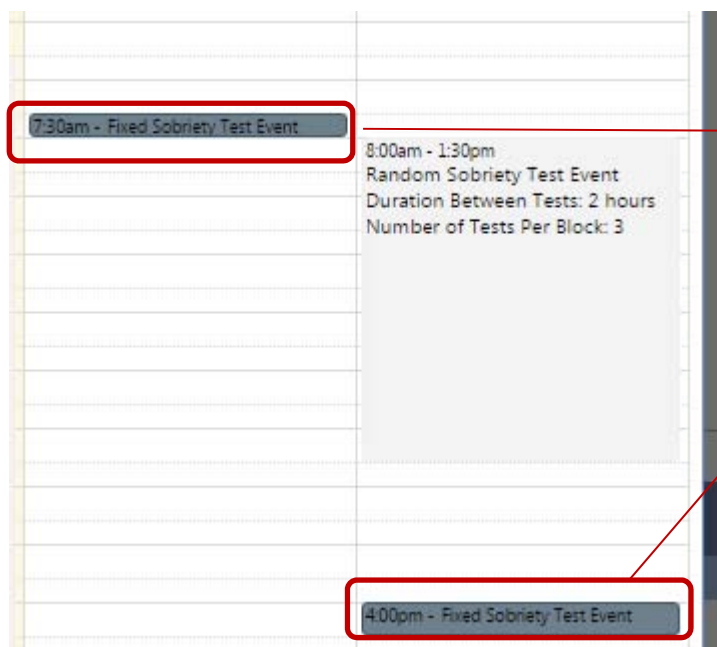


Random –

Or

- Click and drag the time for the time block you would like the tests to occur.

SoberTrack Testing Schedules Cont.



Fixed -

Click the time that you would like the test to occur.





SoberTrack Testing Schedules Cont.

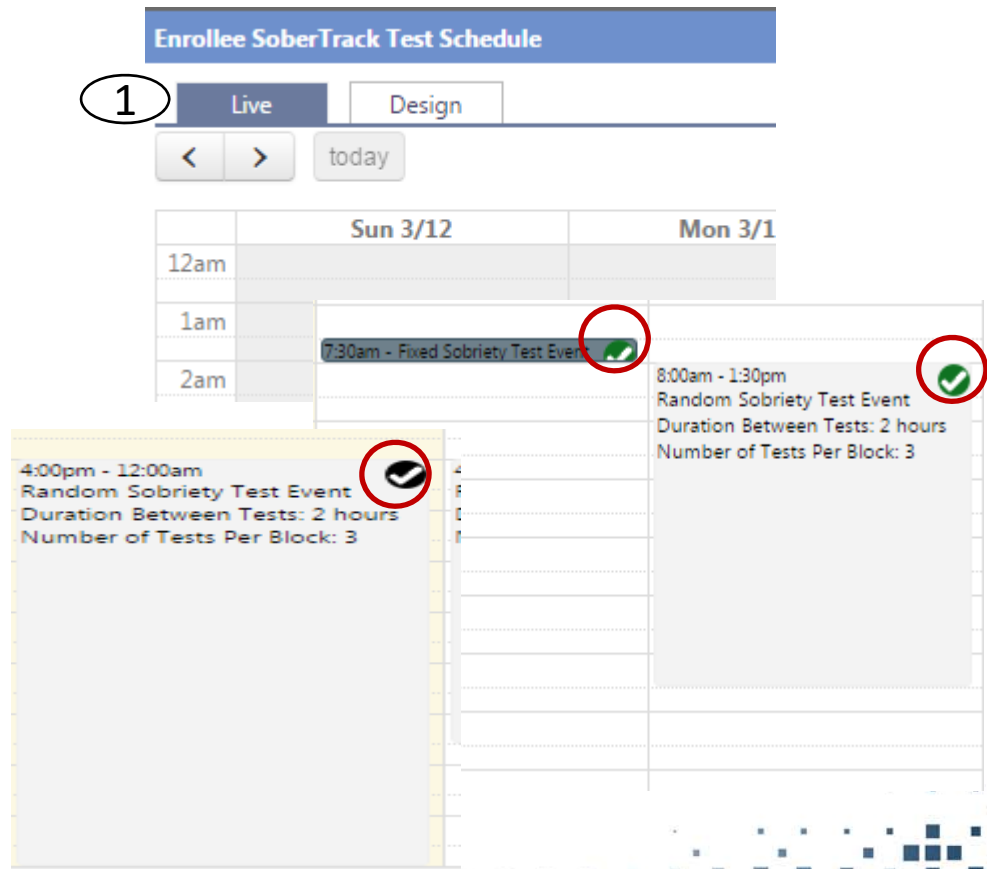
Confirmation Status

To confirm the SoberTrack has received the schedules:

1. Click the Live tab

2. Black check mark
 SoberTrack has not received the schedule.

3. Green check mark
 confirms schedule was received by SoberTrack.



The screenshot displays the 'Enrollee SoberTrack Test Schedule' interface. At the top, there are tabs for 'Live' (selected) and 'Design'. Below the tabs are navigation buttons for '<', '>', and 'today'. The main area shows a calendar grid for 'Sun 3/12' and 'Mon 3/1'. The time slots are 12am, 1am, and 2am. A test event is scheduled for 7:30am on Sun 3/12, labeled '7:30am - Fixed Sobriety Test Event', with a black check mark icon indicating it has not been received. Another test event is scheduled for 8:00am - 1:30pm on Mon 3/1, labeled '8:00am - 1:30pm Random Sobriety Test Event', with a green check mark icon indicating it has been received. A third test event is scheduled for 4:00pm - 12:00am on Sun 3/12, labeled '4:00pm - 12:00am Random Sobriety Test Event', with a black check mark icon indicating it has not been received. The interface also shows the duration between tests (2 hours) and the number of tests per block (3).

Supervision

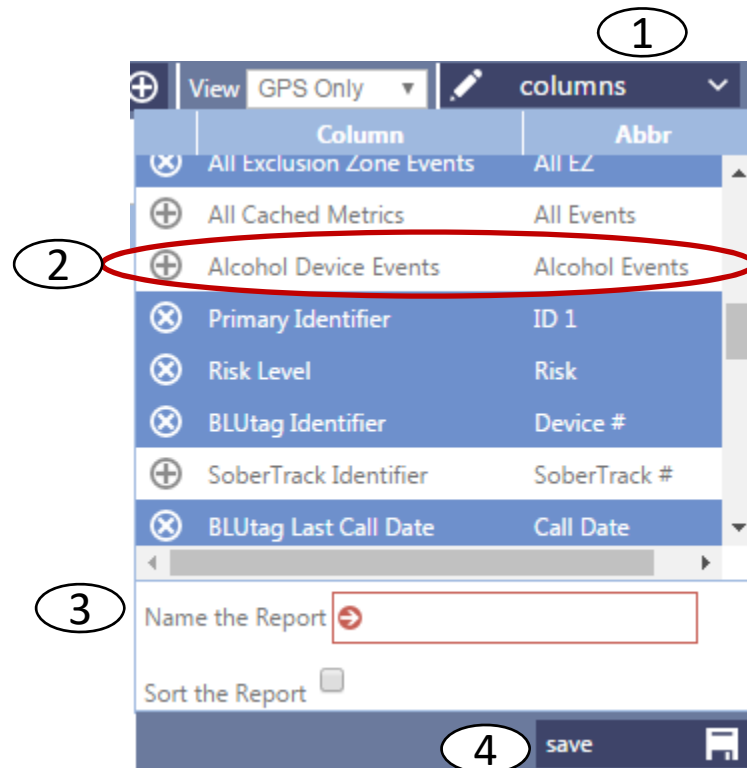
- Dashboard Display
- Review Tests
- Confirm Test
- Confirm Re-test



Dashboard

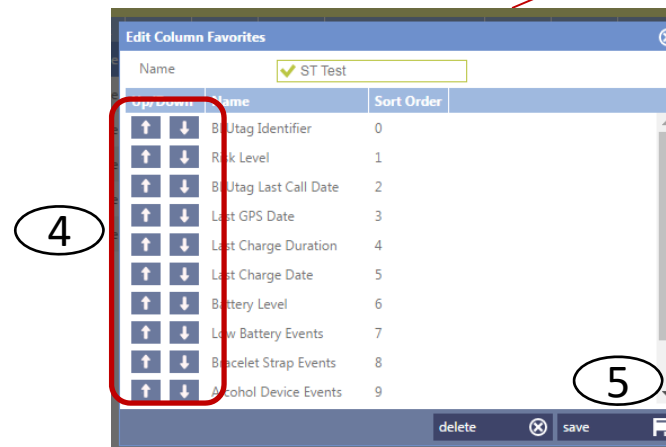
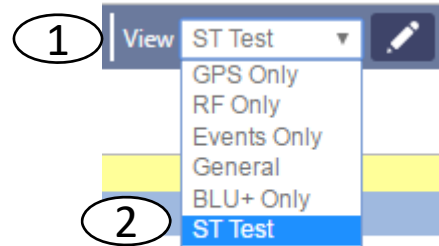
To view SoberTrack events on the dashboard, add the Alcohol Device Events column

1. On the dashboard click the **Columns** dropdown
2. Select the **Alcohol Device Events** option
3. Name the Report.
4. Click **Save**













































Dashboard

1. To see the new display select the **View** dropdown
2. Select the name you saved display.
3. To rearrange columns click the **Pencil** icon.
4. Use up/down arrows to move columns to desired order.
5. Click **Save**.



Dashboard

Display with Alcohol events column

	Last Track	Enrollee	Agent	Organization	↓↑Dev...	↓↑ Risk	↓↑Call...	↓↑Last...	↓↑LCh...	↓↑	LChg Date	↓↑ Batt	Lbatt	Bstp	Alchoh...	All IZ	All EZ
		CAMPBELL, OTIS P.	Kid, Waco	Sobertrack Trial		Level One					03/20/2017 10:37:33 AM						
		DAYDRINKER, DAISY	Kuck, Jen	Sobertrack Trial		Level One					03/20/2017 10:05:16 AM						
		DRINKIN, IBE	West, Tavis	Sobertrack Trial		Level One					03/17/2017 6:48:07 PM						
		THE DRUNK, JEFF	Utterback, Sober	Sobertrack Trial		Level One					03/20/2017 8:02:19 AM						
		TOTALLER, T	Moredeu, Tully	Sobertrack Trial		Level One											
		WISHBONE, JOHNNY	LeJeune, Dave	Sobertrack Trial		Level One					03/17/2017 11:11:43 AM						

Reviewing Tests

1. Access the enrollee's
SoberTrack Schedule tab.

2. Select **SoberTrack Testing**
button.

3. Select **Live** tab.

4. Select the test result.

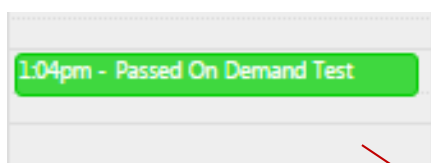
The screenshot displays the 'SoberTrack Schedules' interface. At the top, a navigation bar includes tabs for 'Events', 'Case Notes', 'Addresses', 'Schedules', and 'SoberTrack Schedules'. The 'SoberTrack Schedules' tab is active, showing a header with 'sobertrack testing...' and a date '19'. A red circle labeled '1' highlights the 'SoberTrack Schedules' tab, and a red circle labeled '2' highlights the 'sobertrack testing...' button.

Below the header, there are two tabs: 'Live' and 'Design'. The 'Live' tab is selected, indicated by a red circle labeled '3'. The main area shows a calendar grid for 'Sun 3/12', 'Mon 3/13', and 'Tue 3/14'. A green box labeled '1:04pm - Passed On Demand Test' is highlighted on the 'Mon 3/13' column. A red circle labeled '4' highlights this test result.

At the bottom right, a detailed view of the test result is shown, including the time '1:04pm', the status 'Passed On Demand Test', and other details like 'Duration: 2 hours', 'Number of Tests: 3', and 'Per Block: 3'.


Test Review


Once you click on the selected test the information window will open.




SoberTrack Monitoring Test Result

Test Date: 03/14/2017 6:17:51 PM
Monitoring Test Result: **Passed**
Enrollee Image Match: Not Validated
BAC: 0
Number of Retries: N/A

Pictures on File
1 of 1


Uploaded File
1 of 1

☒ ☒ **set as profile photo**

Date of Review: None
Reviewed By: None
Results: Not Reviewed

[confirm review](#) [view retries](#) [view notes...](#)  [close](#)



Test Review Window

1. Confirm Review

- Agent can confirm the test results.

2. View Retries

- If there is a failed or missed test the agent can review the results.


3. View Notes


- Agent can review any notes that have been entered regarding the specific test.

4. Close

- Closes the window.

SoberTrack Monitoring Test Result
Test Date: 03/14/2017 6:17:51 PM
Monitoring Test Result: **Passed**
Enrollee Image Match: Not Validated
BAC: 0
Number of Retries: N/A

Pictures on File
1 of 1


Uploaded File
1 of 1

☒ ☐ **set as profile photo**

Date of Review: None
Reviewed By: None
Results: Not Reviewed

1

2


3

4

confirm review

view retries

view notes...

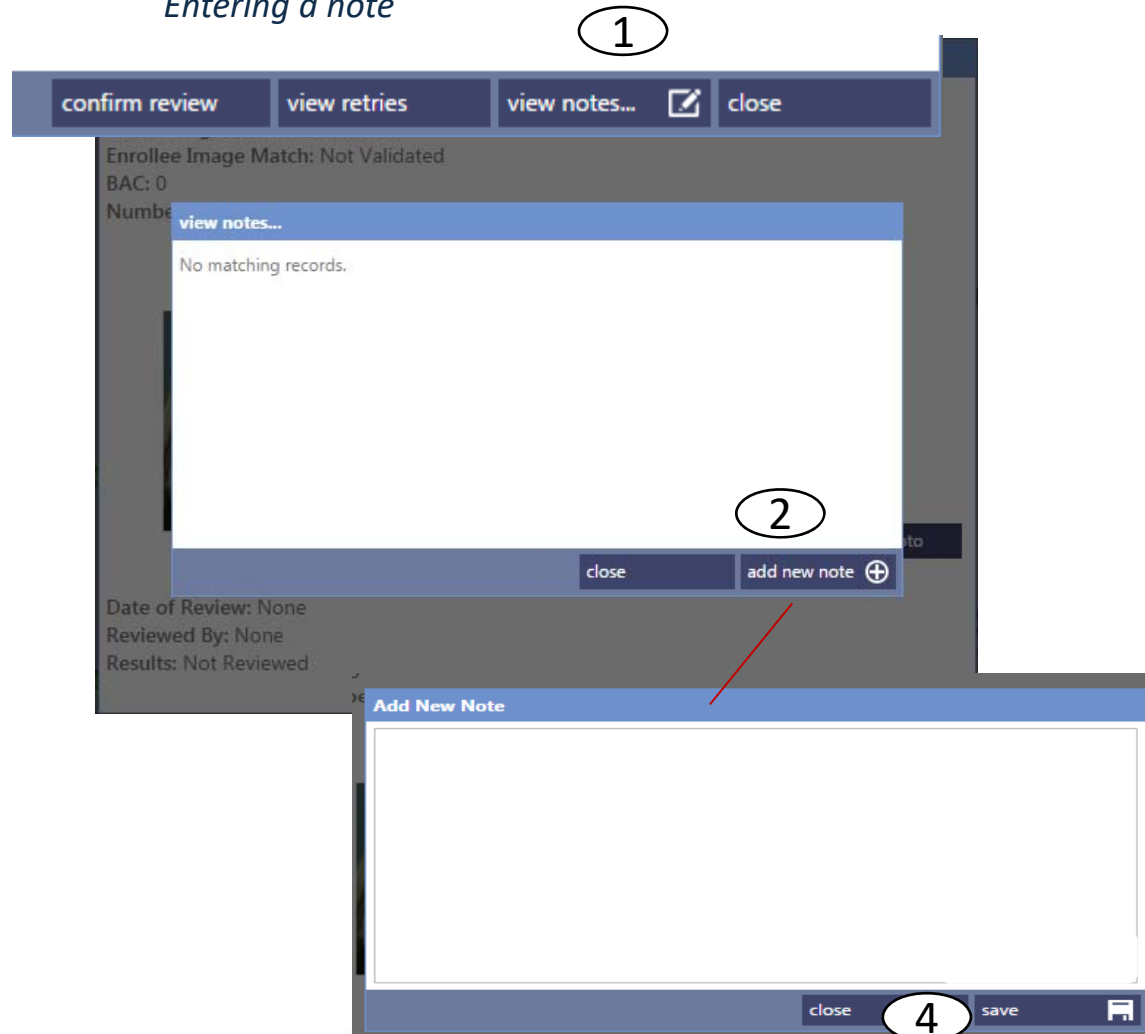
 close



Test Review Window

Entering a note

1. Click **View Notes** button
2. Click **Add New Note** button.
3. Enter related notes
4. Click **Save**



Notifications

- Dashboard Display
- Review Tests
- Confirm Test
- Confirm Re-test



SoberTrack Events

Alcohol Device Check Failed (+ADCF)	Enrollee failed to take test
Alcohol Device Check Passed (+ADCP)	Enrollee completed alcohol test
Alcohol Test Positive (+ALCOHOL)	Enrollee has positive alcohol event.
Alcohol Test Positive Clear (-ALCOHOL)	Enrollee has had a negative test following a positive test event.
Low Battery Alarm (+BATT)	
CRITICAL BATTERY ALARM (CBATT)	
DEAD BATTERY ALARM (DBATT)	



Reading Immediate Notifications

① **+BATT** ② **(JRK031417)** ③ **DAISY DAYDRINKER**
no-reply@stopllc.com
Sent: Thu 3/23/2017 10:18 AM
To: Jen Kuck

④ **(5555551212)** ⑤ **10:18** ⑥ **03/23/17** ⑦ **US/CENTRAL Jen Kuck #**

- | | |
|--|------------------------------------|
| 1. Event Status & Code
<i>+ indicates an in-progress event</i>
<i>- Indicates a closed event</i> | 4. Enrollee's Primary Phone Number |
| 2. Primary ID | 5. Event's Start or Stop Date/Time |
| 3. Enrollee Name | 6. Enrollee's Time Zone |
| | 7. Agent |



Reading the Daily Report

VERITRACKS Training EVENT NOTIFICATION

no-reply@stopllc.com

Sent: Fri 3/24/2017 5:23 AM

To: Jen Kuck

Prepared for Jen Kuck on 03/24/2017 at 05:23:10 Report #9388952

1

Organization: Sobertrack Trial
Parole Agent: Jen Kuck
Enrollee: DAYDRINKER, DAISY
Risk Level: Level One
Sched GPS End Date: 03/31/2017
Last Contact: 03/24/2017 05:11
Last GPS: 03/24/2017 05:11

2

<https://www.veritracks.com>

Zone Violation Activity Summary

No Zone Violation activity matching your subscription notification criteria

Event Activity Summary

Event:	Start:	Stop:	Duration:
Low Battery Alarm	03/23/2017 10:18	03/23/2017 13:10	61
Critical Battery	03/23/2017 12:09	03/23/2017 13:10	61
Dead Battery	03/23/2017 12:51	03/23/2017 13:10	19

3

1. Report Run **Date/Time**
2. The **Last Call** and **Trackpoint received** as of the report **Date/Time**
3. Number of minutes (duration)

