
 RESEARCH IN MOTION	Document Appendices for the BlackBerry 7100t Wireless Handheld Model No. RAQ40GW test report		Page 1(27)
Author Data Daoud Attayi	Dates of Test June 29 – July 07, 2004	Test Report No RIM-0094-0407-03	FCC ID: L6AQAP40GW



APPENDIX D: PROBE & DIPOLE CALIBRATION DATA


 RESEARCH IN MOTION	Document		Page
	Appendices for the BlackBerry 7100t Wireless Handheld Model No. RAQ40GW test report		2(27)
Author Data	Dates of Test	Test Report No	FCC ID:
Daoud Attayi	June 29 – July 07, 2004	RIM-0094-0407-03	L6AQAP40GW

Calibration Laboratory of
Schmid & Partner
Engineering AG
Zeughausstrasse 43, 8004 Zurich, Switzerland

Client

RIM

CALIBRATION CERTIFICATE																																			
Object(s)	ET3DV6 - SN:1643																																		
Calibration procedure(s)	QA CAL-01 v2 Calibration procedure for dosimetric E-field probes																																		
Calibration date:	October 9, 2003																																		
Condition of the calibrated item	In Tolerance (according to the specific calibration document)																																		
<p>This calibration statement documents traceability of M&TE used in the calibration procedures and conformity of the procedures with the ISO/IEC 17025 international standard.</p> <p>All calibrations have been conducted in the closed laboratory facility: environment temperature 22 +/- 2 degrees Celsius and humidity < 75%.</p> <p>Calibration Equipment used (M&TE critical for calibration)</p> <table border="1"> <thead> <tr> <th>Model Type</th> <th>ID #</th> <th>Cal Date (Calibrated by, Certificate No.)</th> <th>Scheduled Calibration</th> </tr> </thead> <tbody> <tr> <td>Power meter EPM E4419B</td> <td>GB41293874</td> <td>2-Apr-03 (METAS, No 252-0250)</td> <td>Apr-04</td> </tr> <tr> <td>Power sensor E4412A</td> <td>MY41495277</td> <td>2-Apr-03 (METAS, No 252-0250)</td> <td>Apr-04</td> </tr> <tr> <td>Reference 20 dB Attenuator</td> <td>SN: 5086 (20b)</td> <td>3-Apr-03 (METAS No. 251-0340)</td> <td>Apr-04</td> </tr> <tr> <td>Fluke Process Calibrator Type 702</td> <td>SN: 6295803</td> <td>8-Sep-03 (Sintrel SCS No. E-030020)</td> <td>Sep-04</td> </tr> <tr> <td>Power sensor HP 8481A</td> <td>MY41092180</td> <td>18-Sep-02 (Agilent, No. 20020918)</td> <td>In house check: Oct 03</td> </tr> <tr> <td>RF generator HP 8684C</td> <td>US3642U01700</td> <td>4-Aug-99 (SPEAG, in house check Aug-02)</td> <td>In house check: Aug-05</td> </tr> <tr> <td>Network Analyzer HP 8753E</td> <td>US37390585</td> <td>18-Oct-01 (Agilent, No. 24BR1033101)</td> <td>In house check: Oct 03</td> </tr> </tbody> </table>				Model Type	ID #	Cal Date (Calibrated by, Certificate No.)	Scheduled Calibration	Power meter EPM E4419B	GB41293874	2-Apr-03 (METAS, No 252-0250)	Apr-04	Power sensor E4412A	MY41495277	2-Apr-03 (METAS, No 252-0250)	Apr-04	Reference 20 dB Attenuator	SN: 5086 (20b)	3-Apr-03 (METAS No. 251-0340)	Apr-04	Fluke Process Calibrator Type 702	SN: 6295803	8-Sep-03 (Sintrel SCS No. E-030020)	Sep-04	Power sensor HP 8481A	MY41092180	18-Sep-02 (Agilent, No. 20020918)	In house check: Oct 03	RF generator HP 8684C	US3642U01700	4-Aug-99 (SPEAG, in house check Aug-02)	In house check: Aug-05	Network Analyzer HP 8753E	US37390585	18-Oct-01 (Agilent, No. 24BR1033101)	In house check: Oct 03
Model Type	ID #	Cal Date (Calibrated by, Certificate No.)	Scheduled Calibration																																
Power meter EPM E4419B	GB41293874	2-Apr-03 (METAS, No 252-0250)	Apr-04																																
Power sensor E4412A	MY41495277	2-Apr-03 (METAS, No 252-0250)	Apr-04																																
Reference 20 dB Attenuator	SN: 5086 (20b)	3-Apr-03 (METAS No. 251-0340)	Apr-04																																
Fluke Process Calibrator Type 702	SN: 6295803	8-Sep-03 (Sintrel SCS No. E-030020)	Sep-04																																
Power sensor HP 8481A	MY41092180	18-Sep-02 (Agilent, No. 20020918)	In house check: Oct 03																																
RF generator HP 8684C	US3642U01700	4-Aug-99 (SPEAG, in house check Aug-02)	In house check: Aug-05																																
Network Analyzer HP 8753E	US37390585	18-Oct-01 (Agilent, No. 24BR1033101)	In house check: Oct 03																																
Calibrated by:	Name Nico Vetterli	Function Technician	Signature 																																
Approved by:	Name Katja Pokovic	Function Laboratory Director	Signature 																																
Date issued: October 9, 2003																																			
<p>This calibration certificate is issued as an intermediate solution until the accreditation process (based on ISO/IEC 17025 International Standard) for Calibration Laboratory of Schmid & Partner Engineering AG is completed.</p>																																			

 RESEARCH IN MOTION	Document		Page
	Appendices for the BlackBerry 7100t Wireless Handheld Model No. RAQ40GW test report		3(27)
Author Data	Dates of Test	Test Report No	FCC ID:
Daoud Attayi	June 29 – July 07, 2004	RIM-0094-0407-03	L6AQAP40GW

Schmid & Partner Engineering AG

s p e a g

Zeughausstrasse 43, 8004 Zurich, Switzerland
Phone +41 1 245 9700, Fax +41 1 245 9779
info@speag.com, <http://www.speag.com>


Probe ET3DV6

SN:1643

Manufactured: November 7, 2001
Last calibration: September 24, 2002
Recalibrated: October 9, 2003

Calibrated for DASY Systems

(Note: non-compatible with DASY2 system!)

 RESEARCH IN MOTION	Document		Page
	Appendices for the BlackBerry 7100t Wireless Handheld Model No. RAQ40GW test report		4(27)
Author Data	Dates of Test	Test Report No	FCC ID:
Daoud Attayi	June 29 – July 07, 2004	RIM-0094-0407-03	L6AQAP40GW

ET3DV6 SN:1643

October 9, 2003

DASY - Parameters of Probe: ET3DV6 SN:1643

Sensitivity in Free Space

Diode Compression

NormX	1.73 $\mu\text{V}/(\text{V}/\text{m})^2$	DCP X	96	mV
NormY	1.88 $\mu\text{V}/(\text{V}/\text{m})^2$	DCP Y	96	mV
NormZ	1.81 $\mu\text{V}/(\text{V}/\text{m})^2$	DCP Z	96	mV

Sensitivity in Tissue Simulating Liquid

Head 900 MHz $\epsilon_r = 41.5 \pm 5\%$ $\sigma = 0.97 \pm 5\%$ mho/m

Valid for f=800-1000 MHz with Head Tissue Simulating Liquid according to EN 50361, P1528-200X

ConvF X	6.5 $\pm 9.5\%$ (k=2)	Boundary effect:	
ConvF Y	6.5 $\pm 9.5\%$ (k=2)	Alpha	0.37
ConvF Z	6.5 $\pm 9.5\%$ (k=2)	Depth	2.72

Head 1800 MHz $\epsilon_r = 40.0 \pm 5\%$ $\sigma = 1.40 \pm 5\%$ mho/m

Valid for f=1710-1910 MHz with Head Tissue Simulating Liquid according to EN 50361, P1528-200X

ConvF X	5.2 $\pm 9.5\%$ (k=2)	Boundary effect:	
ConvF Y	5.2 $\pm 9.5\%$ (k=2)	Alpha	0.47
ConvF Z	5.2 $\pm 9.5\%$ (k=2)	Depth	2.87

Boundary Effect

Head 900 MHz Typical SAR gradient: 5 % per mm

Probe Tip to Boundary		1 mm	2 mm
SAR _{be} [%]	Without Correction Algorithm	10.8	6.3
SAR _{be} [%]	With Correction Algorithm	0.4	0.6

Head 1800 MHz Typical SAR gradient: 10 % per mm

Probe Tip to Boundary		1 mm	2 mm
SAR _{be} [%]	Without Correction Algorithm	14.5	10.1
SAR _{be} [%]	With Correction Algorithm	0.2	0.1

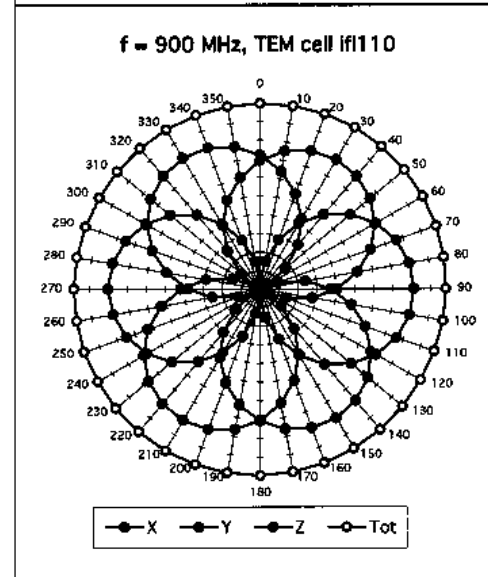
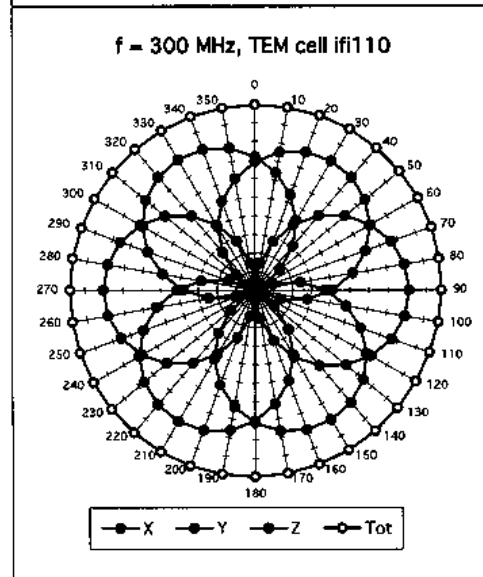
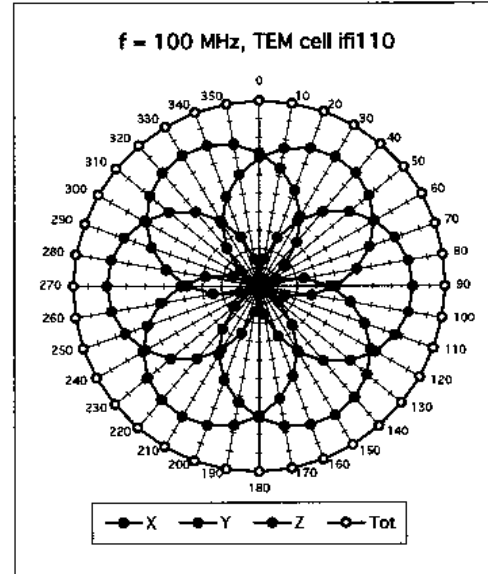
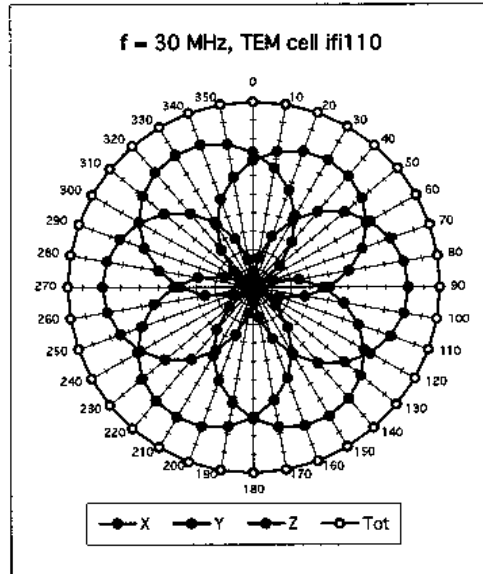
Sensor Offset

Probe Tip to Sensor Center	2.7	mm
Optical Surface Detection	1.4 \pm 0.2	mm

ET3DV6 SN:1643

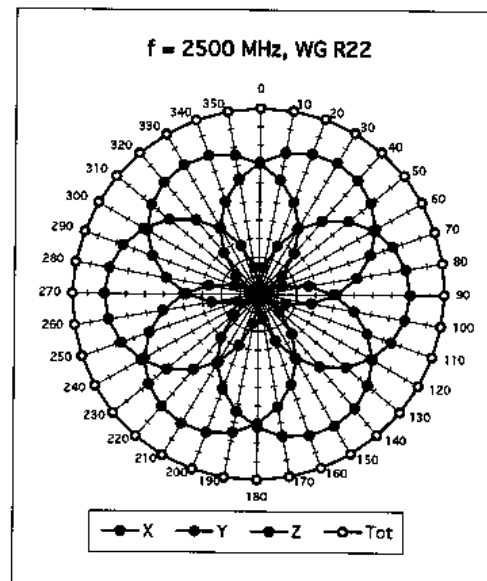
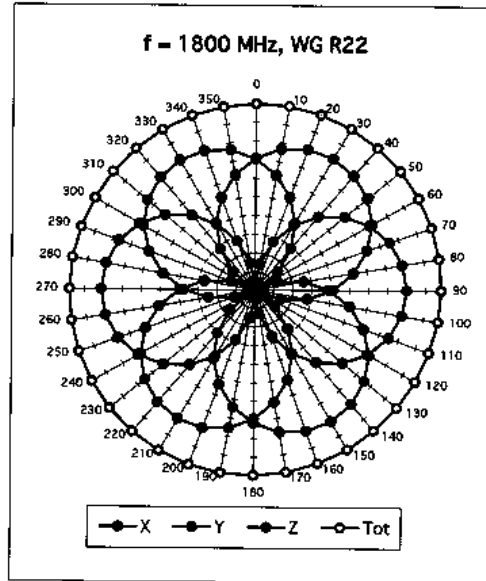
October 9, 2003

Receiving Pattern (ϕ), $\theta = 0^\circ$

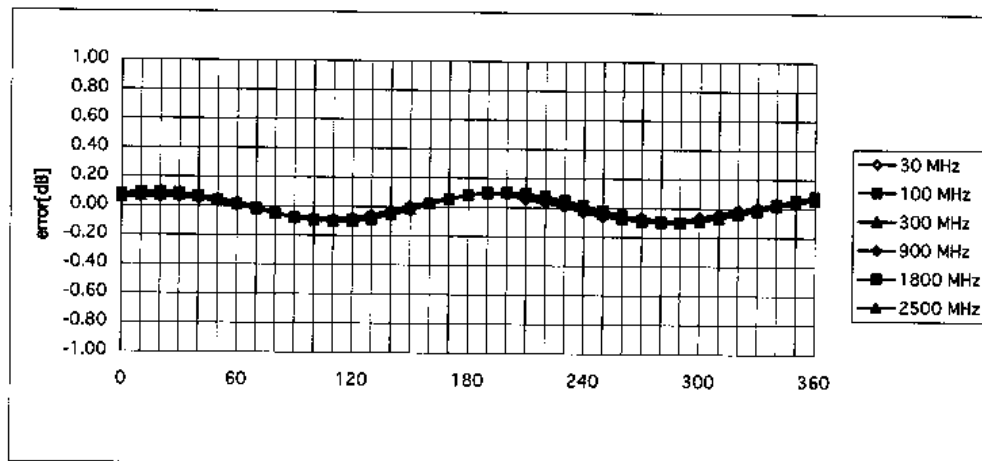



ET3DV6 SN:1643

October 9, 2003



Isotropy Error (ϕ), $\theta = 0^\circ$



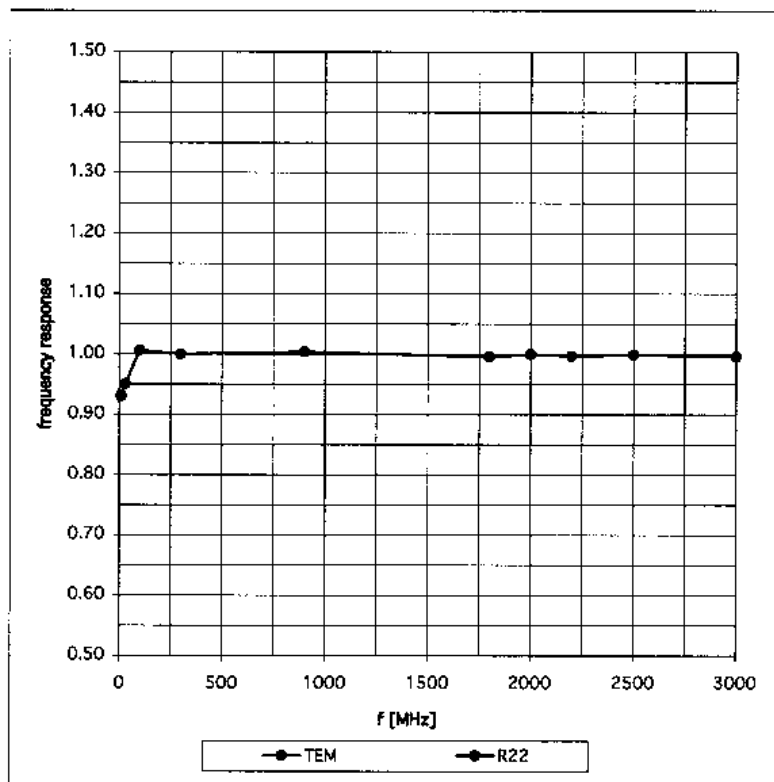
 RESEARCH IN MOTION	Document Appendices for the BlackBerry 7100t Wireless Handheld Model No. RAQ40GW test report		Page 7(27)
Author Data Daoud Attayi	Dates of Test June 29 – July 07, 2004	Test Report No RIM-0094-0407-03	FCC ID: L6AQAP40GW

ET3DV6 SN:1643

October 9, 2003

Frequency Response of E-Field

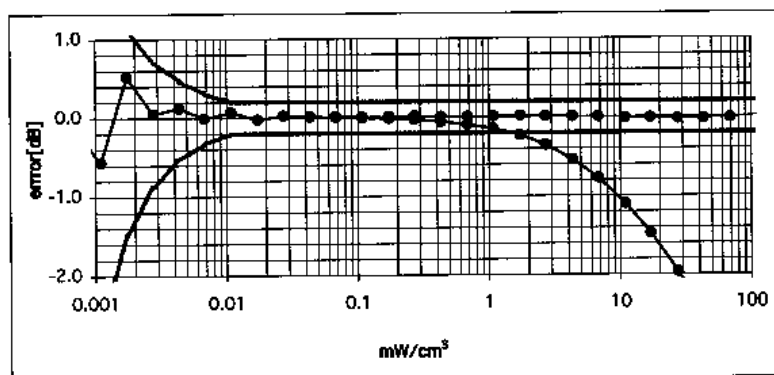
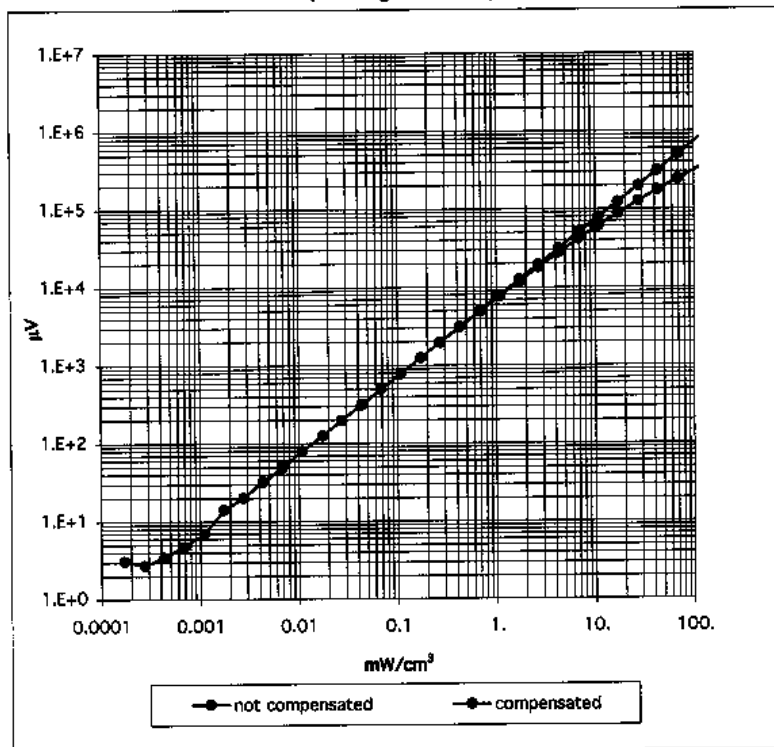
(TEM-Cell:ifi110, Waveguide R22)



ET3DV6 SN:1643

October 9, 2003

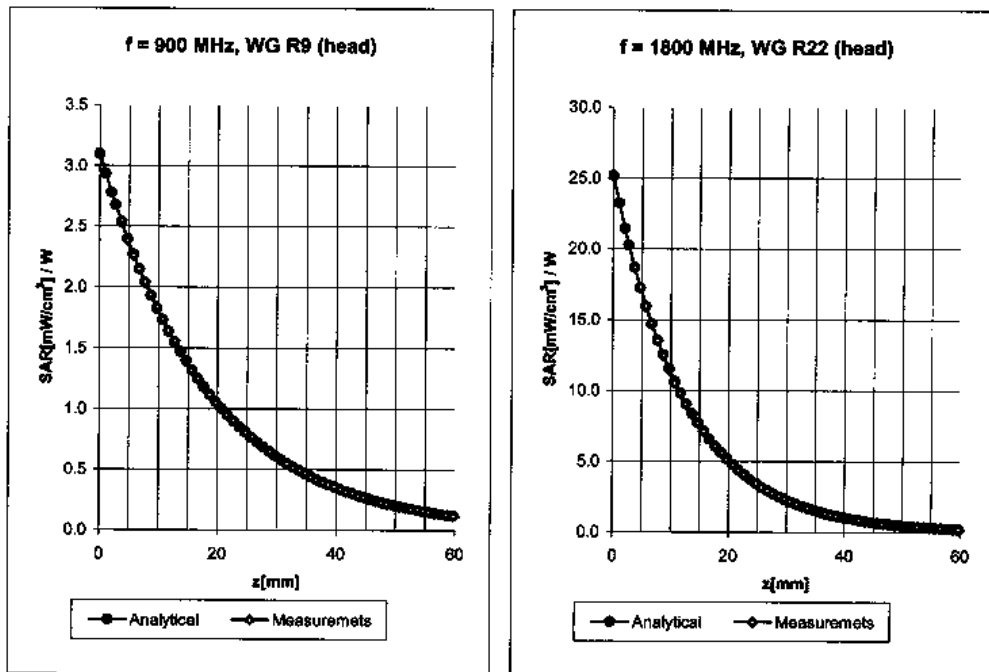
Dynamic Range f(SARhead) (Waveguide R22)



ET3DV6 SN:1643

October 9, 2003

Conversion Factor Assessment



Head 900 MHz $\epsilon_r = 41.5 \pm 5\%$ $\sigma = 0.97 \pm 5\%$ mho/m

Valid for f=800-1000 MHz with Head Tissue Simulating Liquid according to EN 50361, P1528-200X

ConvF X	6.5 \pm 9.5% (k=2)	Boundary effect:	
ConvF Y	6.5 \pm 9.5% (k=2)	Alpha	0.37
ConvF Z	6.5 \pm 9.5% (k=2)	Depth	2.72

Head 1800 MHz $\epsilon_r = 40.0 \pm 5\%$ $\sigma = 1.40 \pm 5\%$ mho/m

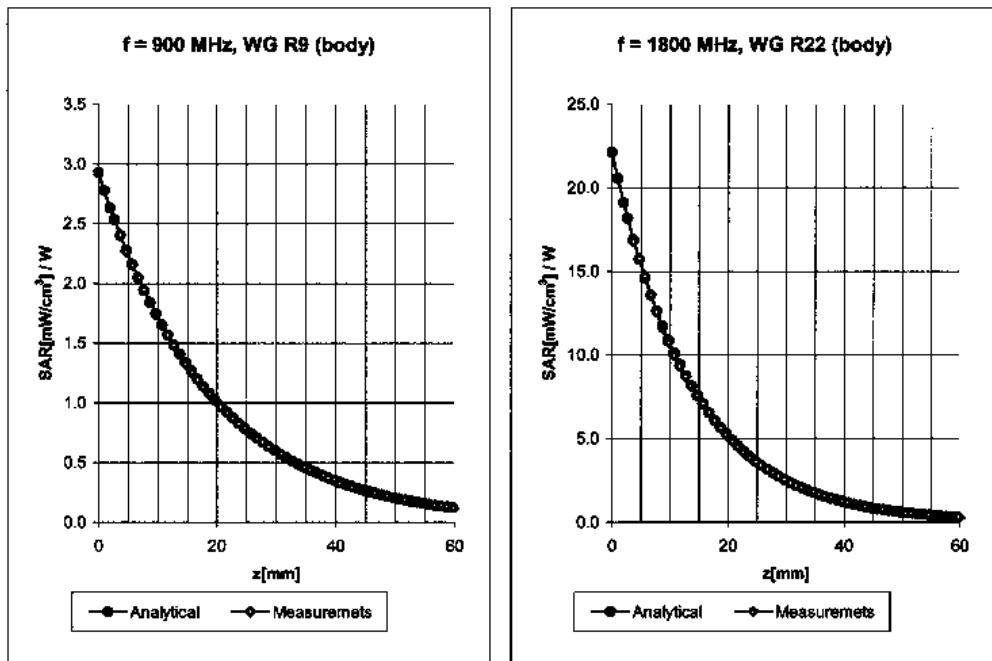
Valid for f=1710-1910 MHz with Head Tissue Simulating Liquid according to EN 50361, P1528-200X

ConvF X	5.2 \pm 9.5% (k=2)	Boundary effect:	
ConvF Y	5.2 \pm 9.5% (k=2)	Alpha	0.47
ConvF Z	5.2 \pm 9.5% (k=2)	Depth	2.87

ET3DV6 SN:1643

October 9, 2003

Conversion Factor Assessment



Body 900 MHz $\epsilon_r = 55.0 \pm 5\%$ $\sigma = 1.05 \pm 5\%$ mho/m


Valid for f=800-1000 MHz with Body Tissue Simulating Liquid according to OET 65 Suppl. C

ConvF X	6.3 \pm 9.5% (k=2)	Boundary effect:	
ConvF Y	6.3 \pm 9.5% (k=2)	Alpha	0.43
ConvF Z	6.3 \pm 9.5% (k=2)	Depth	2.49

Body 1800 MHz $\epsilon_r = 53.3 \pm 5\%$ $\sigma = 1.52 \pm 5\%$ mho/m

Valid for f=1710-1910 MHz with Body Tissue Simulating Liquid according to OET 65 Suppl. C

ConvF X	4.8 \pm 9.5% (k=2)	Boundary effect:	
ConvF Y	4.8 \pm 9.5% (k=2)	Alpha	0.57
ConvF Z	4.8 \pm 9.5% (k=2)	Depth	2.74

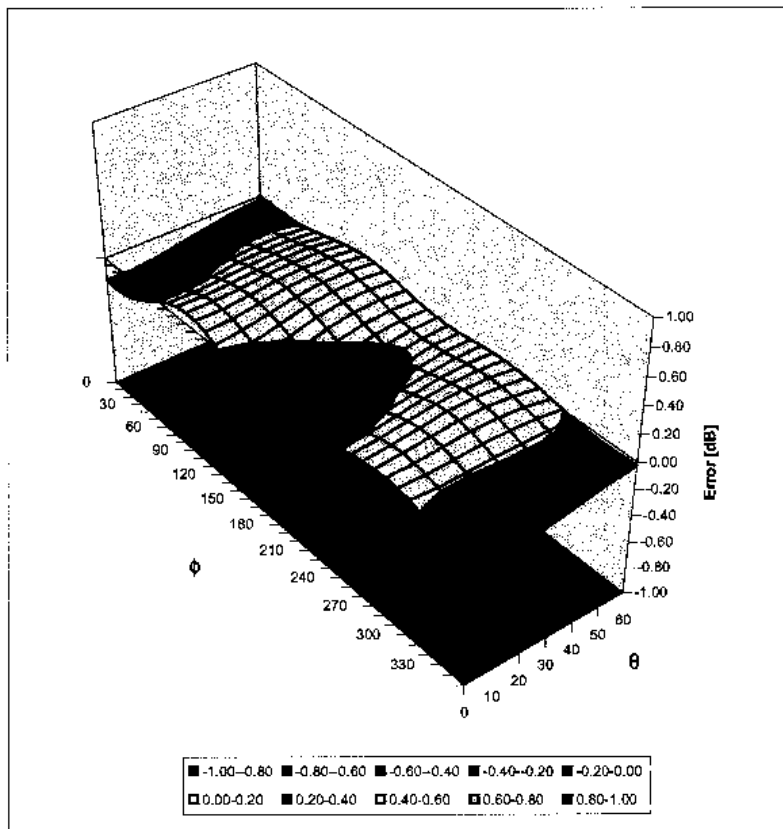
 RESEARCH IN MOTION	Document Appendices for the BlackBerry 7100t Wireless Handheld Model No. RAQ40GW test report		Page 11(27)
Author Data Daoud Attayi	Dates of Test June 29 – July 07, 2004	Test Report No RIM-0094-0407-03	FCC ID: L6AQAP40GW


ET3DV6 SN:1643

October 9, 2003

Deviation from Isotropy in HSL

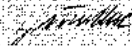
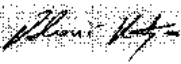
Error (θ, ϕ), $f = 900$ MHz




 RESEARCH IN MOTION	Document		Page
	Appendices for the BlackBerry 7100t Wireless Handheld Model No. RAQ40GW test report		12(27)
Author Data	Dates of Test	Test Report No	FCC ID:
Daoud Attayi	June 29 – July 07, 2004	RIM-0094-0407-03	L6AQAP40GW

Calibration Laboratory of
Schmid & Partner
Engineering AG
 Zeughausstrasse 43, 8004 Zurich, Switzerland

Client **RIM**

CALIBRATION CERTIFICATE			
Object(s)	D835V2 - SN 446		
Calibration procedure(s)	QA CAL-05 v2 Calibration procedure for dipole validation kits		
Calibration date:	August 21, 2003		
Condition of the calibrated item	In Tolerance (according to the specific calibration document)		
This calibration statement documents traceability of M&TE used in the calibration procedures and conformity of the procedures with the ISO/IEC 17025 international standard.			
All calibrations have been conducted in the closed laboratory facility; environment temperature 22 +/- 2 degrees Celsius and humidity < 75%.			
Calibration Equipment used (M&TE critical for calibration)			
Model Type	ID #	Cal Date (Calibrated by, Certificate No.)	Scheduled Calibration
RF generator R&S SML-03	100698	27-Mar-2002 (R&S, No. 20-82389)	In house check: Mar-05
Power sensor HP 8481A	MY41092317	18-Oct-02 (Agilent, No. 20021018)	Oct-04
Power sensor HP 8481A	US37292783	30-Oct-02 (METAS, No. 252-0236)	Oct-03
Power meter EPM E442	GB37480704	30-Oct-02 (METAS, No. 252-0236)	Oct-03
Network Analyzer HP 8753E	US37390585	18-Oct-01 (Agilent, No. 24BR1033101)	In house check: Oct 03
Calibrated by:	Name Juith Mueller	Function Technician	Signature 
Approved by:	Name Katja Pokovic	Function Laboratory Director	Signature 
Date issued: August 22, 2003			
This calibration certificate is issued as an intermediate solution until the accreditation process (based on ISO/IEC 17025 International Standard) for Calibration Laboratory of Schmid & Partner Engineering AG is completed			

 RESEARCH IN MOTION	Document Appendices for the BlackBerry 7100t Wireless Handheld Model No. RAQ40GW test report		Page 13(27)
Author Data Daoud Attayi	Dates of Test June 29 – July 07, 2004	Test Report No RIM-0094-0407-03	FCC ID: L6AQAP40GW

Schmid & Partner Engineering AG

s p e a g

Zeughausstrasse 43, 8004 Zürich, Switzerland
Phone +41 1 245 9700, Fax +41 1 245 9779
info@speag.com, <http://www.speag.com>


DASY

Dipole Validation Kit

Type: D835V2

Serial: 446

Manufactured: October 24, 2001
Calibrated: August 21, 2003

 RESEARCH IN MOTION	Document Appendices for the BlackBerry 7100t Wireless Handheld Model No. RAQ40GW test report		Page 14(27)
Author Data Daoud Attayi	Dates of Test June 29 – July 07, 2004	Test Report No RIM-0094-0407-03	FCC ID: L6AQAP40GW

1. Measurement Conditions

The measurements were performed in the flat section of the SAM twin phantom filled with head simulating solution of the following electrical parameters at 835 MHz:

Relative Dielectricity	43.3	$\pm 5\%$
Conductivity	0.91 mho/m	$\pm 5\%$

The DASY4 System with a dosimetric E-field probe ET3DV6 (SN:1507, Conversion factor 6.7 at 835 MHz) was used for the measurements.

The dipole was mounted on the small tripod so that the dipole feedpoint was positioned below the center marking of the flat phantom section and the dipole was oriented parallel to the body axis (the long side of the phantom). The standard measuring distance was 15mm from dipole center to the solution surface. The included distance spacer was used during measurements for accurate distance positioning.

The coarse grid with a grid spacing of 15mm was aligned with the dipole. The 7x7x7 fine cube was chosen for cube integration.


The dipole input power (forward power) was 250 mW $\pm 3\%$. The results are normalized to 1W input power.

2. SAR Measurement with DASY4 System

Standard SAR-measurements were performed according to the measurement conditions described in section 1. The results (see figure supplied) have been normalized to a dipole input power of 1W (forward power). The resulting averaged SAR-values measured with the dosimetric probe ET3DV6 SN:1507 and applying the advanced extrapolation are:

averaged over 1 cm ³ (1 g) of tissue:	9.60 mW/g $\pm 16.8\%$ (k=2)¹
averaged over 10 cm ³ (10 g) of tissue:	6.24 mW/g $\pm 16.2\%$ (k=2)¹

¹ validation uncertainty

 RESEARCH IN MOTION	Document Appendices for the BlackBerry 7100t Wireless Handheld Model No. RAQ40GW test report		Page 16(27)
Author Data Daoud Attayi	Dates of Test June 29 – July 07, 2004	Test Report No RIM-0094-0407-03	FCC ID: L6AQAP40GW

Page 1 of 1

Date/Time: 08/21/03 10:03:51

Test Laboratory: SPEAG, Zurich, Switzerland
File Name: SN446_SN1507_HSL835_210803.da4

DUT: Dipole 835 MHz; Type: D835V2; Serial: D835V2 - SN446
Program: Dipole Calibration


Communication System: CW-835; Frequency: 835 MHz; Duty Cycle: 1:1
Medium: HSL 835 MHz ($\sigma = 0.91$ mho/m, $\epsilon_r = 43.28$, $\rho = 1000$ kg/m³)
Phantom section: Flat Section
Measurement Standard: DASY4 (High Precision Assessment)


DASY4 Configuration:

- Probe: ET3DV6 - SN1507; ConvF(6.7, 6.7, 6.7); Calibrated: 1/18/2003
- Sensor-Surface: 4mm (Mechanical Surface Detection)
- Electronics: DAE3 - SN411; Calibrated: 1/16/2003
- Phantom: SAM with CRP - TP1006; Type: SAM 4.0; Serial: TP:1006
- Measurement SW: DASY4, V4.1 Build 47; Postprocessing SW: SEMCAD, V1.6 Build 115

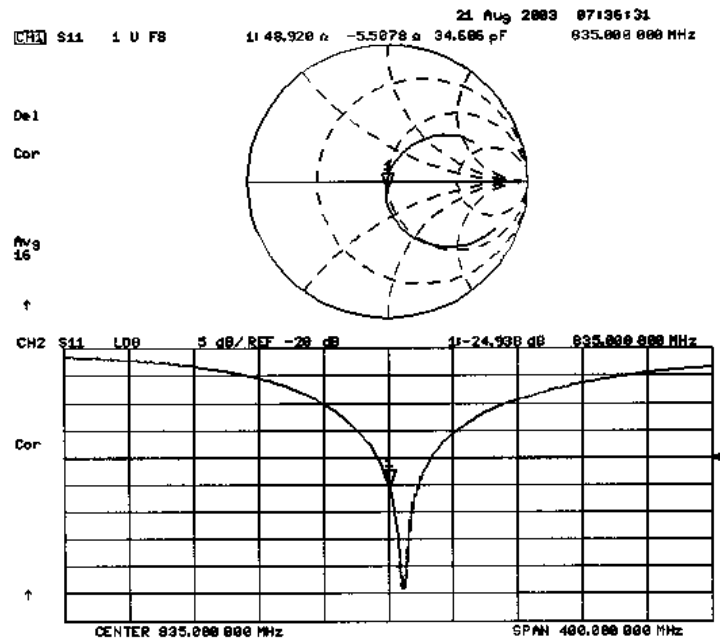
Pin = 250 mW; d = 15 mm/Area Scan (81x81x1): Measurement grid: dx=15mm, dy=15mm
Reference Value = 55.3 V/m
Power Drift = -0.02 dB
Maximum value of SAR = 2.55 mW/g


Pin = 250 mW; d = 15 mm/Zoom Scan (7x7x7)/Cube 0: Measurement grid: dx=5mm, dy=5mm, dz=5mm
Peak SAR (extrapolated) = 3.52 W/kg
SAR(1 g) = 2.4 mW/g; SAR(10 g) = 1.56 mW/g
Reference Value = 55.3 V/m
Power Drift = -0.02 dB
Maximum value of SAR = 2.56 mW/g



 RESEARCH IN MOTION	Document Appendices for the BlackBerry 7100t Wireless Handheld Model No. RAQ40GW test report		Page 17(27)
Author Data Daoud Attayi	Dates of Test June 29 – July 07, 2004	Test Report No RIM-0094-0407-03	FCC ID: L6AQAP40GW



446




 RESEARCH IN MOTION	Document		Page
	Appendices for the BlackBerry 7100t Wireless Handheld Model No. RAQ40GW test report		18(27)
Author Data	Dates of Test	Test Report No	FCC ID:
Daoud Attayi	June 29 – July 07, 2004	RIM-0094-0407-03	L6AQAP40GW

Calibration Laboratory of
 Schmid & Partner
 Engineering AG
 Zeughausstrasse 43, 8004 Zurich, Switzerland

Client **RIM** TEST REPORT NO. 0094-0407-03

CALIBRATION CERTIFICATE			
Object(s)	D1900V2 - SN:545		
Calibration procedure(s)	QA CAL-05.v2 Calibration procedure for dipole validation kits		
Calibration date:	August 22, 2003		
Condition of the calibrated item	In Tolerance (according to the specific calibration document)		
This calibration statement documents traceability of M&TE used in the calibration procedures and conformity of the procedures with the ISO/IEC 17025 international standard.			
All calibrations have been conducted in the closed laboratory facility: environment temperature 22 +/- 2 degrees Celsius and humidity < 75%.			
Calibration Equipment used (M&TE critical for calibration)			
Model Type	ID #	Cal Date (Calibrated by, Certificate No.)	Scheduled Calibration
RF generator R&S SML-03	100698	27-Mar-2002 (R&S, No. 20-92389)	In house check: Mar-05
Power sensor HP 8481A	MY41092317	18-Oct-02 (Agilent, No. 20021018)	Oct-04
Power sensor HP 8481A	US37292783	30-Oct-02 (METAS, No. 252-0236)	Oct-03
Power meter EPM E442	GB37480704	30-Oct-02 (METAS, No. 252-0236)	Oct-03
Network Analyzer HP 8753E	US37390585	18-Oct-01 (Agilent, No. 24BR1033101)	In house check: Oct 03
Calibrated by:	Name Judith Mueller	Function Technician	Signature 
Approved by:	Katja Pokovic	Laboratory Director	
Date issued: August 24, 2003			
This calibration certificate is issued as an intermediate solution until the accreditation process (based on ISO/IEC 17025 International Standard) for Calibration Laboratory of Schmid & Partner Engineering AG is completed.			

 RESEARCH IN MOTION	Document Appendices for the BlackBerry 7100t Wireless Handheld Model No. RAQ40GW test report		Page 19(27)
Author Data Daoud Attayi	Dates of Test June 29 – July 07, 2004	Test Report No RIM-0094-0407-03	FCC ID: L6AQAP40GW

Schmid & Partner Engineering AG

s p e a g

Zeughausstrasse 43, 8004 Zurich, Switzerland
Phone +41 1 245 9700, Fax +41 1 245 9779
info@speag.com, <http://www.speag.com>

DASY


Dipole Validation Kit

Type: D1900V2

Serial: 545

Manufactured: November 15, 2001

Calibrated: August 22, 2003

 RESEARCH IN MOTION	Document Appendices for the BlackBerry 7100t Wireless Handheld Model No. RAQ40GW test report		Page 20(27)
Author Data Daoud Attayi	Dates of Test June 29 – July 07, 2004	Test Report No RIM-0094-0407-03	FCC ID: L6AQAP40GW

1. Measurement Conditions

The measurements were performed in the flat section of the SAM twin phantom filled with head simulating solution of the following electrical parameters at 1900 MHz:

Relative Dielectricity	40.2	± 5%
Conductivity	1.46 mho/m	± 5%

The DASY4 System with a dosimetric E-field probe ET3DV6 (SN:1507, Conversion factor 5.2 at 1900 MHz) was used for the measurements.

The dipole was mounted on the small tripod so that the dipole feedpoint was positioned below the center marking of the flat phantom section and the dipole was oriented parallel to the body axis (the long side of the phantom). The standard measuring distance was 10mm from dipole center to the solution surface. The included distance spacer was used during measurements for accurate distance positioning.

The coarse grid with a grid spacing of 15mm was aligned with the dipole. The 7x7x7 fine cube was chosen for cube integration.


The dipole input power (forward power) was 250 mW ± 3 %. The results are normalized to 1W input power.

2. SAR Measurement with DASY4 System

Standard SAR-measurements were performed according to the measurement conditions described in section 1. The results (see figure supplied) have been normalized to a dipole input power of 1W (forward power). The resulting averaged SAR-values measured with the dosimetric probe ET3DV6 SN:1507 and applying the advanced extrapolation are:

averaged over 1 cm ³ (1 g) of tissue:	41.2 mW/g ± 16.8 % (k=2) ¹
averaged over 10 cm ³ (10 g) of tissue:	21.3 mW/g ± 16.2 % (k=2) ¹

¹ validation uncertainty

 RESEARCH IN MOTION	Document		Page
	Appendices for the BlackBerry 7100t Wireless Handheld Model No. RAQ40GW test report		21(27)
Author Data	Dates of Test	Test Report No	FCC ID:
Daoud Attayi	June 29 – July 07, 2004	RIM-0094-0407-03	L6AQAP40GW

3. Dipole Impedance and Return Loss

The impedance was measured at the SMA-connector with a network analyzer and numerically transformed to the dipole feedpoint. The transformation parameters from the SMA-connector to the dipole feedpoint are:

Electrical delay: 1.198 ns (one direction)
Transmission factor: 0.984 (voltage transmission, one direction)

The dipole was positioned at the flat phantom sections according to section 1 and the distance spacer was in place during impedance measurements.

Feedpoint impedance at 1900 MHz: $\text{Re}\{Z\} = 49.7 \Omega$
 $\text{Im}\{Z\} = 0.96 \Omega$
Return Loss at 1900 MHz: -39.9 dB

4. Handling

Do not apply excessive force to the dipole arms, because they might bend. Bending of the dipole arms stresses the soldered connections near the feedpoint leading to a damage of the dipole.


5. Design

The dipole is made of standard semirigid coaxial cable. The center conductor of the feeding line is directly connected to the second arm of the dipole. The antenna is therefore short-circuited for DC-signals.

Small end caps have been added to the dipole arms in order to improve matching when loaded according to the position as explained in Section 1. The SAR data are not affected by this change. The overall dipole length is still according to the Standard.

6. Power Test

After long term use with 40W radiated power, only a slight warming of the dipole near the feedpoint can be measured.

 RESEARCH IN MOTION	Document		Page
	Appendices for the BlackBerry 7100t Wireless Handheld Model No. RAQ40GW test report		22(27)
Author Data	Dates of Test	Test Report No	FCC ID:
Daoud Attayi	June 29 – July 07, 2004	RIM-0094-0407-03	L6AQAP40GW

Page 1 of 1

Date/Time: 08/22/03 15:40:53

Test Laboratory: SPEAG, Zurich, Switzerland
File Name: SN545_SN1507_HSL1900_220803.da4

DUT: Dipole 1900 MHz; Type: D1900V2; Serial: D1900V2 - SN545
Program: Dipole Calibration


Communication System: CW-1900; Frequency: 1900 MHz; Duty Cycle: 1:1
Medium: HSL 1900 MHz ($\sigma = 1.46 \text{ mho/m}$, $\epsilon_r = 40.17$, $\rho = 1000 \text{ kg/m}^3$)
Phantom section: Flat Section
Measurement Standard: DASy4 (High Precision Assessment)


DASy4 Configuration:

- Probe: ET3DV6 - SN1507; ConvF(5.2, 5.2, 5.2); Calibrated: 1/18/2003
- Sensor-Surface: 4mm (Mechanical Surface Detection)
- Electronics: DAE3 - SN411; Calibrated: 1/16/2003
- Phantom: SAM with CRP - TP1006; Type: SAM 4.0; Serial: TP:1006
- Measurement SW: DASy4, V4.1 Build 47; Postprocessing SW: SEMCAD, V1.6 Build 115

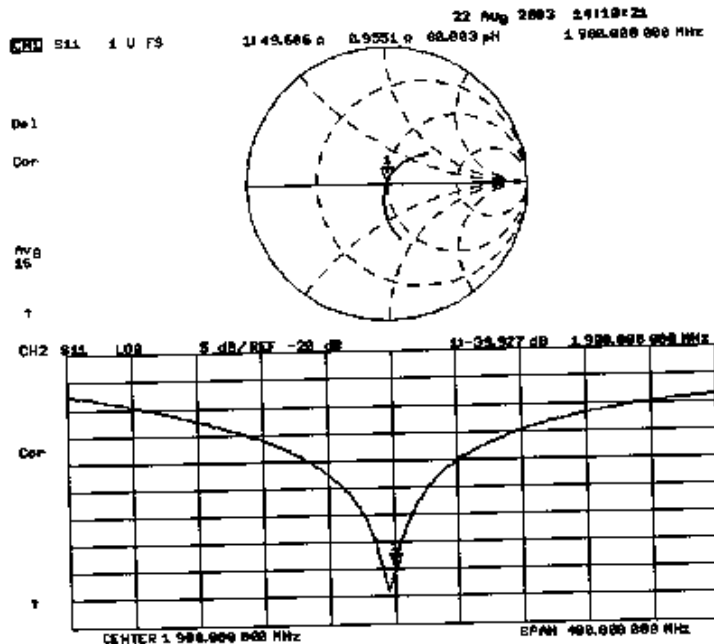
$P_{in} = 250 \text{ mW}$; $d = 10 \text{ mm}$ /Area Scan (81x81x1); Measurement grid: $dx=15\text{mm}$, $dy=15\text{mm}$
Reference Value = 93.6 V/m
Power Drift = 0.05 dB
Maximum value of SAR = 11.5 mW/g


$P_{in} = 250 \text{ mW}$; $d = 10 \text{ mm}$ /Zoom Scan (7x7x7)/Cube 0; Measurement grid: $dx=5\text{mm}$, $dy=5\text{mm}$, $dz=5\text{mm}$
Peak SAR (extrapolated) = 17.7 W/kg
SAR(1 g) = 10.3 mW/g; SAR(10 g) = 5.32 mW/g
Reference Value = 93.6 V/m
Power Drift = 0.05 dB
Maximum value of SAR = 11.5 mW/g



 RESEARCH IN MOTION	Document Appendices for the BlackBerry 7100t Wireless Handheld Model No. RAQ40GW test report		Page 23(27)
Author Data Daoud Attayi	Dates of Test June 29 – July 07, 2004	Test Report No RIM-0094-0407-03	FCC ID: L6AQAP40GW

545



	Document Appendices for the BlackBerry 7100t Wireless Handheld Model No. RAQ40GW test report		Page 24(27)
Author Data Daoud Attayi	Dates of Test June 29 – July 07, 2004	Test Report No RIM-0094-0407-03	FCC ID: L6AQAP40GW

APPENDIX E: SAR SET UP PHOTOS



 RESEARCH IN MOTION	Document			Page
	Appendices for the BlackBerry 7100t Wireless Handheld Model No. RAQ40GW test report			25(27)
Author Data	Dates of Test	Test Report No	FCC ID:	
Daoud Attayi	June 29 – July 07, 2004	RIM-0094-0407-03	L6AQAP40GW	



Figure E1. Left ear configuration

 RESEARCH IN MOTION	Document Appendices for the BlackBerry 7100t Wireless Handheld Model No. RAQ40GW test report		Page 26(27)
Author Data Daoud Attayi	Dates of Test June 29 – July 07, 2004	Test Report No RIM-0094-0407-03	FCC ID: L6AQAP40GW




Figure E2. Right ear configuration


 RESEARCH IN MOTION	Document Appendices for the BlackBerry 7100t Wireless Handheld Model No. RAQ40GW test report		Page 27(27)
Author Data Daoud Attayi	Dates of Test June 29 – July 07, 2004	Test Report No RIM-0094-0407-03	FCC ID: L6AQAP40GW



Figure E3. Body worn configuration with holster and headset