

VECOS V3+ Lock Datasheet Rev 1.7



Technical information:

Article number	: AC17013/0
Description	: VECOS Locker Lock
Model no.	: V3+
Input voltage	: 27.0Vdc
Idle power use	: 0.4W
Max power use	: 7.6W (incl. USB charging)
USB voltage	: 5Vdc
USB Max load	: 1x1000mA or 2x500mA
RFID Frequency	: 13.56Mhz (NXP)
FCC ID	: 2ACYAV3NXP1, IC: 25896-V3NXP1
USB Protection	: Max. limit and shortcut
Operating temp.	: -5 °C ... +45 °C
Storage temp.	: -30 °C ... +80 °C
Humidity	: 0% ... 85% non-condensing
Housing	: UL94-V0 Fire enclosure
Environment	: Indoor, Clean and dry
Max. Height	: 4000m [3280 ft]
Max. torque	: 2.0Nm (max screw force)
Dimensions	: 134 x 85 x 29mm (h x w x d)
Safety & EMC	: CE, cULus, FCC Part 15B Class B, : ICES-003 Class B, RoHS, REACH
Mounting Lock	: 4x DIN 965 M4 x 40 or : 4x DIN 7982 3.9 x 45
Mounting Slider	: 2x DIN 7985 M5 x 16 or : 2x DIN 7891 3.9 x 16
Supported cards	: NFC, ISO14443 A&B, Mifare, : ISO15693 and ISO18000-3M3

Included parts:

- VECOS V3 Door Slider

Optional parts:

- Design LED indicator 16mm [0.16 inch]
- Lock cable 0.50m [19.7 inch] Black
- Lock cable 0.60m [23.6 inch] Red
- Lock cable 1.00m [3.3 ft] Yellow
- Lock cable 1.30m [4.3 ft] Green
- Lock cable 1.80m [5.9 ft] Brown or Blue
- Lock cable 2.30m [7.5 ft] Black
- Lock cable 2.65m [8.7 ft] Red

- Lock cable 3.00m [9.8 ft] Yellow
- Lock cable 3.35m [11 ft] Green
- Lock cable 3.70m [12.1 ft] Brown
- Lock cable 5.00m [16.4 ft] Red
- Lock cable 8.00m [26.2 ft] Yellow

For USA & Canada:

Only cables up to 3.05 m [10 feet] can be ordered.

External interconnecting cables and wiring longer than 3.05 m [10 ft] can be sourced locally and they need to be regulated by the Canadian Electrical Code, Part I, CSA C22.1, and the National Electrical Code, NFPA 70.

Warning:

- Installation and servicing should be performed only by VECOS Europe B.V. qualified and experienced technicians to conform to all local codes and to maintain your warranty. Warranty is void when the Lock is opened.
- The Lock may only be connected to the VECOS HUB V3-24 controller. The cable needs to be a cULus Recognised cable with a min. gauge of 26 AWG, a voltage rating of 30 V and a temperature rating of -20 °C ... + 60 °C. The 6P6C RJ12 plugs on the cables needs to have gold flash on the contacts.
- The HUB V3-24 may only be powered by one of the following cULus Recognized Power Supplies by Mean Well Enterprises Co., Ltd.:
 - HLG-185H-24TE10
 - HLG-185H-24TE11
 - HLG-480H-30TE10
 - HLG-480H-30TE11
 - HEP-185-24A
 - HEP-240-24A
 - HEP-320-24A

Risk of electric shocks:

Unprofessional installation and repairs can introduce great danger to the user of the equipment.

- When the cable is damaged: Disconnect the Cable and Lock from the HUB V3-24 controller.
- Repairs on the Lock may exclusively be performed by the manufacturer or a trained and VECOS Europe B.V. qualified person.
- Only original parts as specified by the manufacturer may be used. The manufacturer guarantees only parts which fulfil the safety requirements.
- A new cable may only be created and/or installed by a qualified technician.

Use cases:


VECOS V3+ Lock Datasheet Rev 1.7

Warning: This equipment is not intended for domestic use. Operation of this equipment in a residential environment could cause radio interference!

Accessibility:

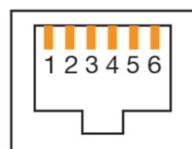
When the Lock is assembled in the cabinet, the cable must not be accessible without specific tools and/or keys.

Connect the wiring:



The lock has 2 RJ12 connectors, both are identical:

- 1 - GND
- 2 - GND
- 3 - 24Vdc
- 4 - Block
- 5 - RS485-B
- 6 - RS485-A



RJ12 Socket as viewed

FCC and ISED Radiation Exposure Statement:

This equipment complies with FCC and Canadian radiation exposure limits set forth for an uncontrolled environment. This transmitter must not be co-located or operating in conjunction with any other antenna or transmitter.

Cet équipement est conforme a RSS-102 limites énoncées pour un environnement non contrôlé.

FCC and ISED Compliance statement:

This device complies with part 15 of the FCC Rules and to RSS-210 of Innovation, Science and Economic Development Canada. Operation is subject to the following two conditions:

- (1) this device may not cause harmful interference, and
- (2) this device must accept any interference received, including interference that may cause undesired operation.

Changes or modifications not expressly approved by the party responsible for compliance could void the user's authority to operate the equipment.

Cet appareil se conforme aux normes RSS 210 exemptés de licence d'Innovation, Sciences et Développement économique Canada. L'opération est soumis aux deux conditions suivantes:

- (1) cet appareil ne doit causer aucune interférence, et
- (2) cet appareil doit accepter n'importe quelle interférence, y inclus interférence qui peut causer une opération non pas voulu de cet appareil.

Les changements ou modifications n'ayant pas été expressément approuvés par la partie responsable de la conformité peuvent faire perdre à l'utilisateur l'autorisation de faire fonctionner le matériel.

ISED EMC Declaration:

This Class B digital apparatus complies with Canadian ICES-003.

Cet appareil numérique de Classe B est conforme à la norme Canadienne ICES-003.

FCC Information to the user:

This equipment has been tested and found to comply with the limits for a Class B digital devices, pursuant to part 15 of the FCC Rules. These limits are designed to provide reasonable protection against harmful interference in a residential installation. This equipment generates, uses and can radiate radio frequent energy and, if not installed and used in accordance with the instructions, may cause harmful interference to radio communications. However, there is no guarantee that interference will not occur in a particular installation. If this equipment does not cause harmful interference to radio or television reception, which can be determine by turning the equipment off and on, the user is encouraged to try to correct the interference by one or more of the following measures:

- Reorient or relocate the receiving antenna.
- Increase the separation between the equipment and receiver.
- Connect the equipment to an outlet on a circuit different from that to which the receiver is connected.
- Any changes or modifications not expressly approved by the party responsible for compliance could void the user's authority to operate the equipment.
- To ensure compliance with FCC regulations, use only the interface cables provided with the product, or additional specified components or accessories that can be used with the installation of the product.

Canada & USA:

The equipment supplied is part of the "Releezme V3 Hardware" system and is cULus approved with File number E513979, CCNs AZOT/AZOT7 according to UL 62368-1 and CSA C22.2 No. 62368-1-14 Audio/Video, Information and Communication Technology Equipment – part 1: Safety requirements - Edition 2 – Issue Date 2014/12/01

VECOS V3+ Lock Datasheet Rev 1.7

CE & UKCA:

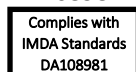
Hereby VECOS Europe B.V. declares that the subject equipment is in compliance with the:

- Radio Equipment directive 2014/53/EU
- RoHS Directive 2011/65/EU and (EU) 2019/171

The full text of the EU Declaration of Conformity is available upon request.

Singapore :

V3+ Complies with IMDA Standards under license number DA108981



Malaysia:

V3+ Complies with CID Standards under SLP ID: CIDF22000071



Taiwan:

NCC Statement:

「取得審驗證明之低功率射頻器材，非經核准，公司、商號或使用者均不得擅自變更頻率、加大功率或變更原設計之特性及功能。低功率射頻器材之使用不得影響飛航安全及干擾合法通信；經發現有干擾現象時，應立即停用，並改善至無干擾時方得繼續使用。前述合法通信，指依電信管理法規定作業之無線電通信。低功率射頻器材須忍受合法通信或工業、科學及醫療用電波輻射性電機設備之干擾。」

Support:

VECOS Europe B.V.
 ESP 237
 5633 AD Eindhoven
 The Netherlands
 +31 (0) 40 3686030
ServiceDesk@vecos.com


Technical information:

Article number	: AC17014/0
Description	: VECOS Locker Lock
Model no.	: V3+HID
Input voltage	: 27.0Vdc
Idle power use	: 0.4W
Max power use	: 7.6W (incl. USB charging)
USB voltage	: 5Vdc
USB Max load	: 1x1000mA or 2x500mA
RFID Frequency	: 13.56Mhz (NXP)
FCC ID	: 2ACYAV3NXP1, IC: 25896-V3NXP1
USB Protection	: Max. limit and shortcut
Operating temp.	: -5 °C ... +45 °C
Storage temp.	: -30 °C ... +80 °C
Humidity	: 0% ... 85% non-condensing
Housing	: UL94-V0 Fire enclosure
Environment	: Indoor, Clean and dry
Max. Height	: 4000m [3280 ft]
Max. torque	: 2.0Nm (max screw force)
Dimensions	: 134 x 85 x 29mm (h x w x d)
Safety & EMC	: CE, cULus, FCC Part 15B Class B, : ICES-003 Class B, RoHS, REACH
Mounting Lock	: 4x DIN 965 M4 x 40 or : 4x DIN 7982 3.9 x 45
Mounting Slider	: 2x DIN 7985 M5 x 16 or : 2x DIN 7891 3.9 x 16
Supported cards	: NFC, ISO14443 A&B, Mifare, : ISO15693 and ISO18000-3M3, : iCLASS® SE™, iCLASS Elite®, : iCLASS Seos, iCLASS Seos Elite®

Included parts:

- VECOS V3 Door Slider

Optional parts:

- Design LED indicator 16mm [0.16 inch]
- Lock cable 0.50m [19.7 inch] Black
- Lock cable 0.60m [23.6 inch] Red
- Lock cable 1.00m [3.3 ft] Yellow
- Lock cable 1.30m [4.3 ft] Green
- Lock cable 1.80m [5.9 ft] Brown or Blue
- Lock cable 2.30m [7.5 ft] Black
- Lock cable 2.65m [8.7 ft] Red

- Lock cable 3.00m [9.8 ft] Yellow
- Lock cable 3.35m [11 ft] Green
- Lock cable 3.70m [12.1 ft] Brown
- Lock cable 5.00m [16.4 ft] Red
- Lock cable 8.00m [26.2 ft] Yellow

For USA & Canada:

Only cables up to 3.05 m [10 feet] can be ordered.

External interconnecting cables and wiring longer than 3.05 m [10 ft] can be sourced locally and they need to be regulated by the Canadian Electrical Code, Part I, CSA C22.1, and the National Electrical Code, NFPA 70.

Warning:

- Installation and servicing should be performed only by VECOS Europe B.V. qualified and experienced technicians to conform to all local codes and to maintain your warranty. Warranty is void when the Lock is opened.
- The Lock may only be connected to the VECOS HUB V3-24 controller. The cable needs to be a cULus Recognised cable with a min. gauge of 26 AWG, a voltage rating of 30 V and a temperature rating of -20 °C ... +60 °C. The 6P6C RJ12 plugs on the cables needs to have gold flash on the contacts.
- The HUB V3-24 may only be powered by one of the following cULus Recognized Power Supplies by Mean Well Enterprises Co., Ltd.:
 - HLG-185H-24TE10
 - HLG-185H-24TE11
 - HLG-480H-30TE10
 - HLG-480H-30TE11
 - HEP-185-24A
 - HEP-240-24A
 - HEP-320-24A

Risk of electric shocks:

Unprofessional installation and repairs can introduce great danger to the user of the equipment.

- When the cable is damaged: Disconnect the Cable and Lock from the HUB V3-24 controller.
- Repairs on the Lock may exclusively be performed by the manufacturer or a trained and VECOS Europe B.V. qualified person.
- Only original parts as specified by the manufacturer may be used. The manufacturer guarantees only parts which fulfil the safety requirements.
- A new cable may only be created and/or installed by a qualified technician.

Use cases:

Warning: This equipment is not intended for domestic use. Operation of this equipment in a residential environment could cause radio interference!

VECOS V3+HID Lock Datasheet Rev 1.7

Accessibility:

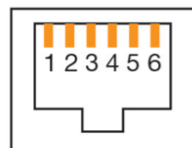
When the Lock is assembled in the cabinet, the cable must not be accessible without specific tools and/or keys.

Connect the wiring:



The lock has 2 RJ12 connectors, both are identical:

- 1 - GND
- 2 - GND
- 3 - 24Vdc
- 4 - Block
- 5 - RS485-B
- 6 - RS485-A



RJ12 Socket as viewed

FCC and ISED Radiation Exposure Statement:

This equipment complies with FCC and Canadian radiation exposure limits set forth for an uncontrolled environment. This transmitter must not be co-located or operating in conjunction with any other antenna or transmitter.

Cet équipement est conforme a RSS-102 limites énoncées pour un environnement non contrôlé.

FCC and ISED Compliance statement:

This device complies with part 15 of the FCC Rules and to RSS-210 of Innovation, Science and Economic Development Canada. Operation is subject to the following two conditions:

- (1) this device may not cause harmful interference, and
- (2) this device must accept any interference received, including interference that may cause undesired operation.

Changes or modifications not expressly approved by the party responsible for compliance could void the user's authority to operate the equipment.

Cet appareil se conforme aux normes RSS 210 exemptés de licence d'Innovation, Sciences et Développement

économique Canada. L'opération est soumis aux deux conditions suivantes:

- (1) cet appareil ne doit causer aucune interférence, et
- (2) cet appareil doit accepter n'importe quelle interférence, y inclus interférence qui peut causer une opération non pas voulu de cet appareil.

Les changements ou modifications n'ayant pas été expressément approuvés par la partie responsable de la conformité peuvent faire perdre à l'utilisateur l'autorisation de faire fonctionner le matériel.

ISED EMC Declaration:

This Class B digital apparatus complies with Canadian ICES-003.

Cet appareil numérique de Classe B est conforme à la norme Canadienne ICES-003.

FCC Information to the user:

This equipment has been tested and found to comply with the limits for a Class B digital devices, pursuant to part 15 of the FCC Rules. These limits are designed to provide reasonable protection against harmful interference in a residential installation. This equipment generates, uses and can radiate radio frequent energy and, if not installed and used in accordance with the instructions, may cause harmful interference to radio communications. However, there is no guarantee that interference will not occur in a particular installation. If this equipment does not cause harmful interference to radio or television reception, which can be determine by turning the equipment off and on, the user is encouraged to try to correct the interference by one or more of the following measures:

- Reorient or relocate the receiving antenna.
- Increase the separation between the equipment and receiver.
- Connect the equipment to an outlet on a circuit different from that to which the receiver is connected.
- Any changes or modifications not expressly approved by the party responsible for compliance could void the user's authority to operate the equipment.
- To ensure compliance with FCC regulations, use only the interface cables provided with the product, or additional specified components or accessories that can be used with the installation of the product.

Canada & USA:

The equipment supplied is part of the "Releezme V3 Hardware" system and is cULus approved with File number E513979, CCNs AZOT/AZOT7 according to UL 62368-1 and CSA C22.2 No. 62368-1-14 Audio/Video, Information and Communication Technology Equipment – part 1: Safety requirements - Edition 2 – Issue Date 2014/12/01

VECOS V3+HID Lock Datasheet Rev 1.7

CE & UKCA:

Hereby VECOS Europe B.V. declares that the subject equipment is in compliance with the:

- Radio Equipment Directive 2014/53/EU
- RoHS Directive 2011/65/EU and (EU) 2019/171

The full text of the EU Declaration of Conformity is available upon request.

Taiwan:

NCC Statement:

「取得審驗證明之低功率射頻器材，非經核准，公司、商號或使用者均不得擅自變更頻率、加大功率或變更原設計之特性及功能。低功率射頻器材之使用不得影響飛航安全及干擾合法通信；經發現有干擾現象時，應立即停用，並改善至無干擾時方得繼續使用。前述合法通信，指依電信管理法規定作業之無線電通信。低功率射頻器材須忍受合法通信或工業、科學及醫療用電波輻射性電機設備之干擾。」

Support:

VECOS Europe B.V.
ESP 237
5633 AD Eindhoven
The Netherlands
+31 (0) 40 3686030
ServiceDesk@vecos.com
