Instruction Manual

3+ AGES

Thank you for choosing our product! Please read this instruction manual carefully before using, as it contains all the informations you need to know about how to use this product correctly with fun.

49MHz FREQUENCY

Battery Installation

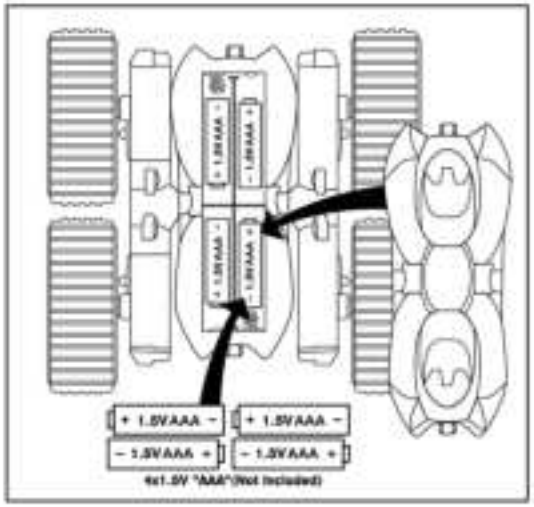

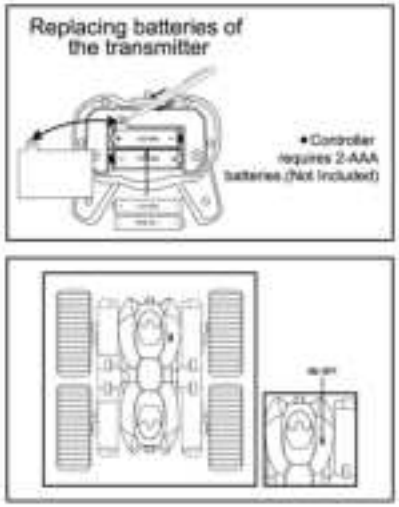

Remote Control Operation

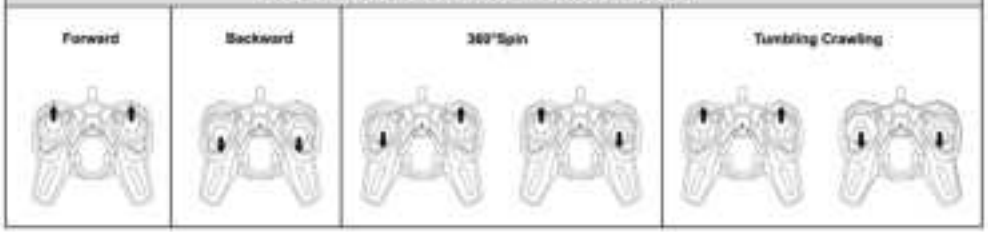

MADE IN CHINA

The Basic Instruction of Controlling

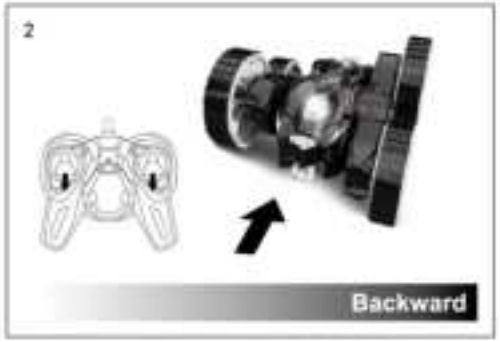



CAUTIONS

When the car is in motion, do not touch the wheels by hand to avoid damages to the car.

When there's more than one car played in the same place, set the cars to different frequency to avoid mutual interference.

Do not hand the antenna or point it at other people or animals to avoid hurts.

Do not play in a place with puddle, mud or sand.

Do not play on the roads or in any other dangerous places to avoid accidents.

BATTERY SAFETY

(1) The placement or replacement of batteries is to be performed by an adult.
(2) Remove the rechargeable battery from the chassis before charging.
(3) Always remove exhausted batteries from the car and the transmitter.
(4) Make sure the main switch is set to OFF before installing the battery pack into the car body.
(5) Batteries must be inserted with the correct polarity.
(6) Non-chargeable batteries shall not be recharged.
(7) Do not short-circuit the batteries.
(8) Always remove the batteries from the car and the transmitter after playing.
(9) Never throw the batteries into fire to avoid explosion or leakage.
(10) Do not mix batteries from different producers or new and old batteries.
(11) You should only use batteries of the same or equivalent types as recommended.
(12) Check the batteries on a regular basis to avoid leakage.
(13) Keep this manual well for future reference as it contains important information about this product.

⚠ WARNING:

CHOKING HAZARD - small parts.
Not for children under 3 years.