

Diese technische Unterlage ist ausschliesslich unser Eigentum. Ohne unsere vorherige Zustimmung darf sie weder vervielfaeltigt noch Dritten zuganglich gemacht werden. Wir behalten uns alle Rechte vor, auch fuer den Fall der Patentierung oder Gebrauchsmustereintragung. -Aenderungen von Massen oder Abweichungen von freigegebenen Mustern nur mit unserer Zustimmung.

8 649 039 249



Bearbeitungsort:
Zweitoriginal in:

F

E

D

C

B

8

7

6

5

4

3

2

1

Production week
Production year

Bosch
Product No.

Customer No.

Model name.

55 mm

manufacturer address:
Robert Bosch GmbH, Robert-Bosch-Platz 1,
70839 Gerlingen, Germany

COMPLIES WITH 21 CFR 1040.10 AND 1040.11



Voltage/TENSÃO: 24VDC
Current/CORRENTE: 5Amax



Made in Portugal/
FABRICADO NA Portugal

(01) 0789 100954 871 5

105 mm

2.5mm

Machine readable code: 2/5 interleaved
(Bosch Product No.)

Barcode UCC/EAN 128
Height min 5mm

Text size: 2.5mm

Dimensions reference line and reference lines not printed

Fonts

“Sans Condensed Regular/Bold” to be downloaded at
<http://design.bosch.com> --> Basiselemente --> Schriften

Design:

Back ground : White

Font and symbols: black

Back side: permanently glueing

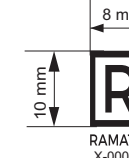

Labels glued on silicone paper

Glue: strong adhered glue on acryl base (E 115)

The sticker shall not peel off from the surface
(zinc coated metal surface)over temperature range
from +85₀C to -40₀C

acc. to BPV 8 600 HM0 029

Argentina Licence



USA Licence

FCC ID: YBN - XXXXXXXXXXXX
“This device complies with part 15 of the FCC Rules.
Operation is subject to the following two conditions:
(1) This device may not cause harmful interference, and
(2) This device must accept any interference received,
including interference that may cause un-desired operation.”

Height: 1.5mm

Notes:

WWYY : WW= Week, YY = Year

YY/WW : YY = Year of hardware change


WW = Calender week of hardware change

0000 : Software version taken from SPL documents considering the “File name of Download”.

Example : “DL_V0202_DC-NewACTROS-BaseHigh.dnl” - use only from 5th to 8th character.

Text for illustration only

Printing sample only !!



PCB-Transfer-File :															
Projekt-Library:															
Original CorelDRAW V13															
Measures without indication of tolerance acc. to												CAD Drawing		ID	
3				6				9				12			Replaces:
2	3E1004692531	02/03/21	OPL	5				8				11			
1	3E1004401931	01/03/21	OPL	4				7				10			Replaced by:
Ind.	Mod.Nr.	Date	Name	Ind.	Mod.Nr.	Date	Name	Ind.	Mod.Nr.	Date	Name	Ind.	Mod.Nr.	Date	Name
Valid for production								Dwn. 10.07.20 OPL				Part name/Part title			
Material:								First Use				Ckd. Prabakar Krishnan			
												Ntc.			
8 613 921 261								7620000221 Actros 3				Dpt. CM-CI1/EPS-Pg			
												Drawing-Nr./Ref.no.			
												8 649 039 249			
								Weight:				No. of sheets 01			
												Sheet no. 01			
												This includes:			
												A3			