

SAR Dipole Performance Measurement Report

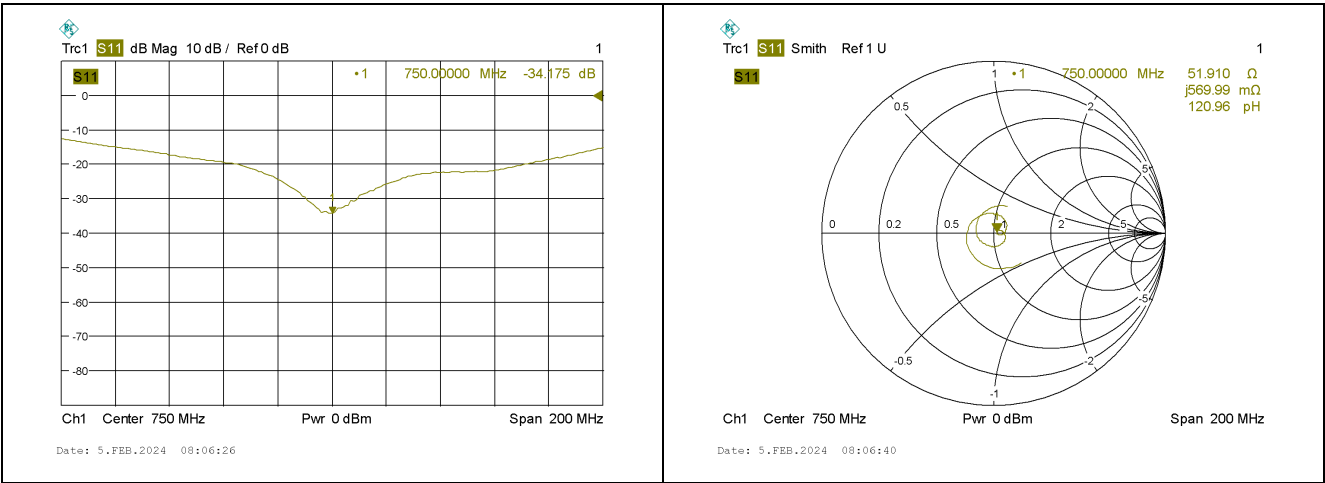
If dipoles are verified in return loss<-20dB, (within 20% of prior calibration), and in impedance (within 5 ohm of prior calibration), the annual calibration is not necessary and the calibration interval can be extended.

Head 750 MHz				
Date of Measurement	Return Loss (dB)	Delta (%)	Impedance	Delta(ohm)
2022.02.11	-36.40	-	48.6	-
2023.02.08	-30.380	-16.54	52.757	4.16
2024.02.05	-34.175	-6.11	51.910	3.31

The return loss is <-20dB, within 20% of prior calibration; the impedance is within 5 ohm of prior calibration. Therefore the verification result should support extended calibration.

<Dipole Verification Data>

Head 750 MHz



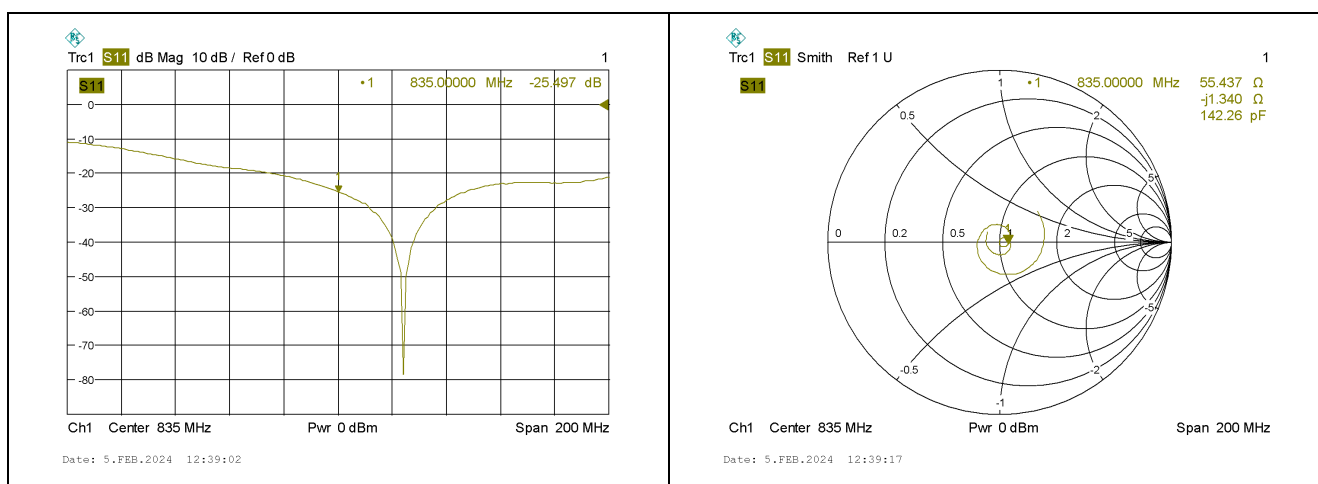


Head 835 MHz				
Date of Measurement	Return Loss (dB)	Delta (%)	Impedance	Delta(ohm)
2022.02.11	-25.67	-	54.4	-
2023.02.08	-27.048	5.37	56.211	1.81
2024.02.05	-25.497	-0.67	55.437	1.037

The return loss is <-20dB, within 20% of prior calibration; the impedance is within 5 ohm of prior calibration. Therefore the verification result should support extended calibration.

<Dipole Verification Data>

Head 835MHz



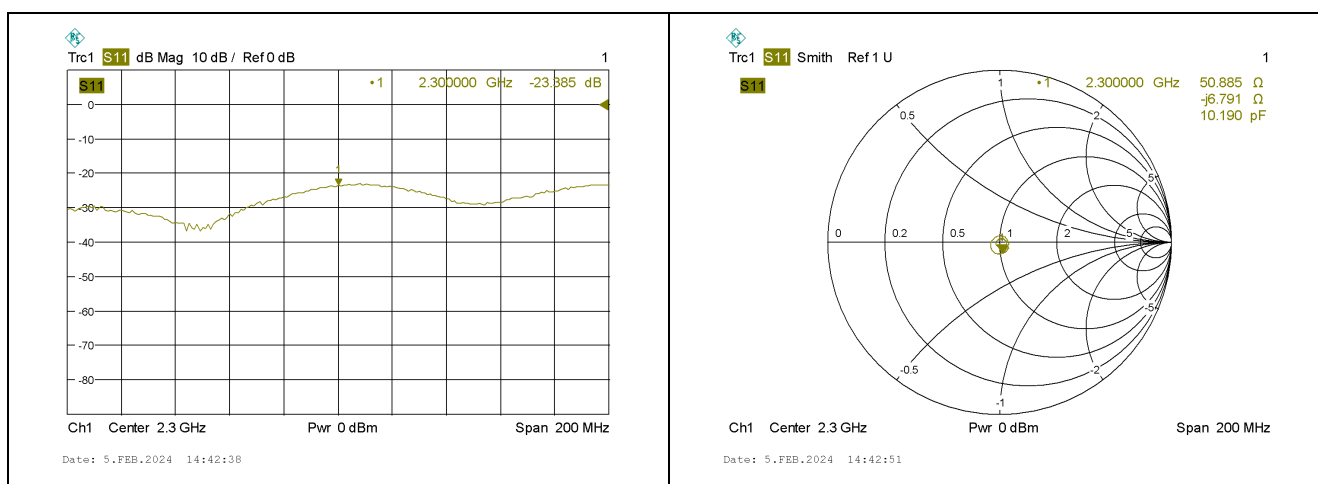


Head 1800 MHz				
Date of Measurement	Return Loss (dB)	Delta (%)	Impedance	Delta(ohm)
2022.02.11	-28.69	-	51.9	-
2023.02.08	-25.320	-11.75	47.250	-4.65
2024.02.05	-23.385	-18.49	50.885	-1.02

The return loss is <-20dB, within 20% of prior calibration; the impedance is within 5 ohm of prior calibration. Therefore the verification result should support extended calibration.

<Dipole Verification Data>

Head 1800 MHz



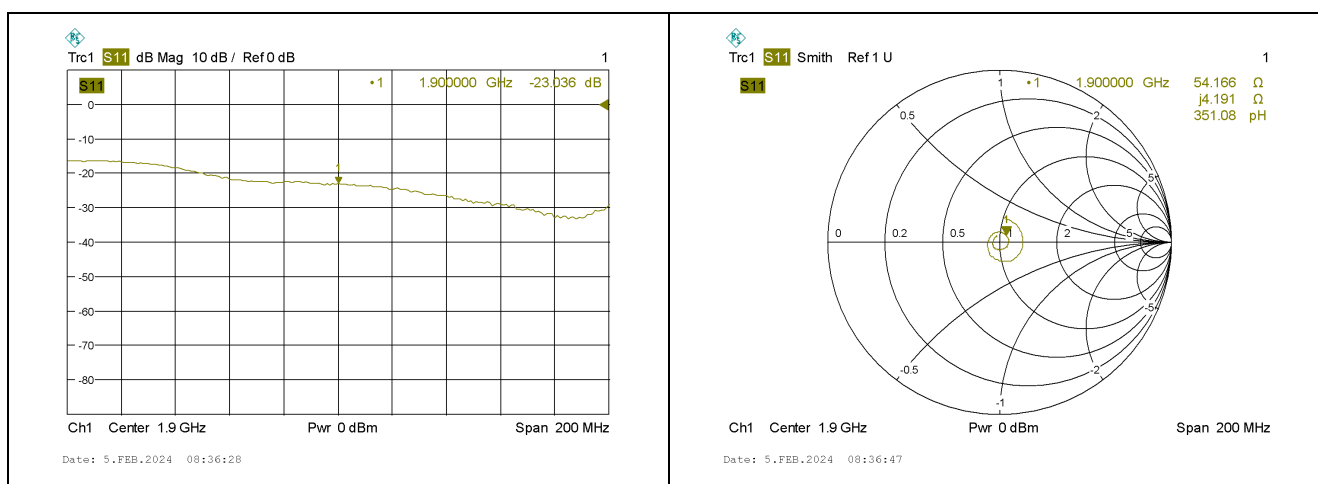


Head 1900 MHz				
Date of Measurement	Return Loss (dB)	Delta (%)	Impedance	Delta(ohm)
2022.02.11	-25.33	-	52.4	-
2023.02.08	-23.790	-6.08	49.567	-2.83
2024.02.05	-23.036	-9.06	54.166	1.77

The return loss is <-20dB, within 20% of prior calibration; the impedance is within 5 ohm of prior calibration. Therefore the verification result should support extended calibration.

<Dipole Verification Data>

Head 1900 MHz



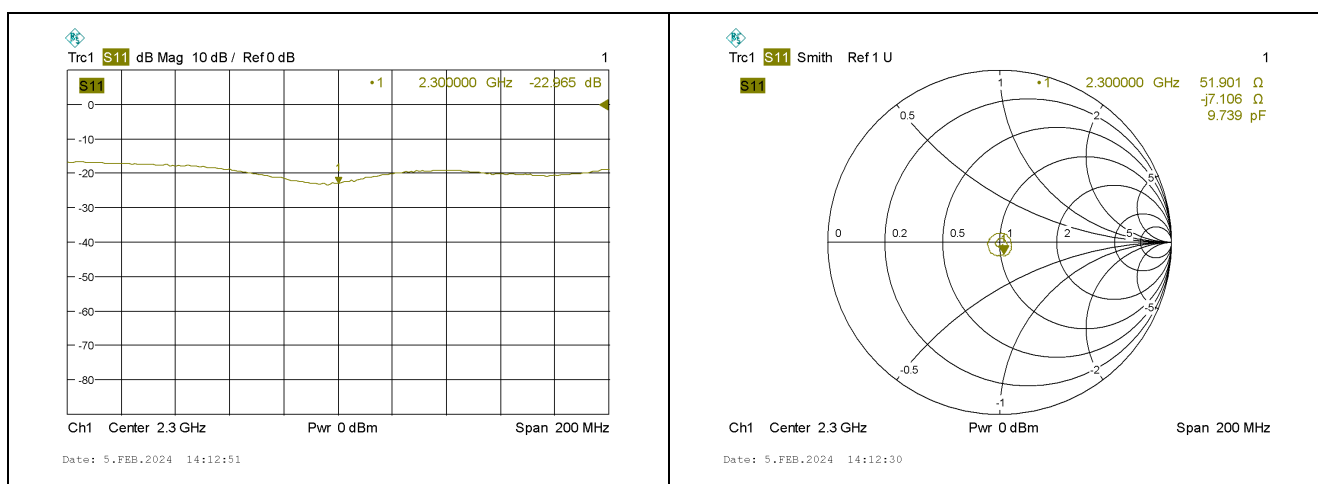


Head 2300 MHz				
Date of Measurement	Return Loss (dB)	Delta (%)	Impedance	Delta(ohm)
2022.02.11	-25.32	-	54.9	-
2023.02.09	-21.629	14.58	53.875	-1.03
2024.02.05	-22.965	-9.30	51.901	-3.00

The return loss is <-20dB, within 20% of prior calibration; the impedance is within 5 ohm of prior calibration. Therefore the verification result should support extended calibration.

<Dipole Verification Data>

Head 2300 MHz



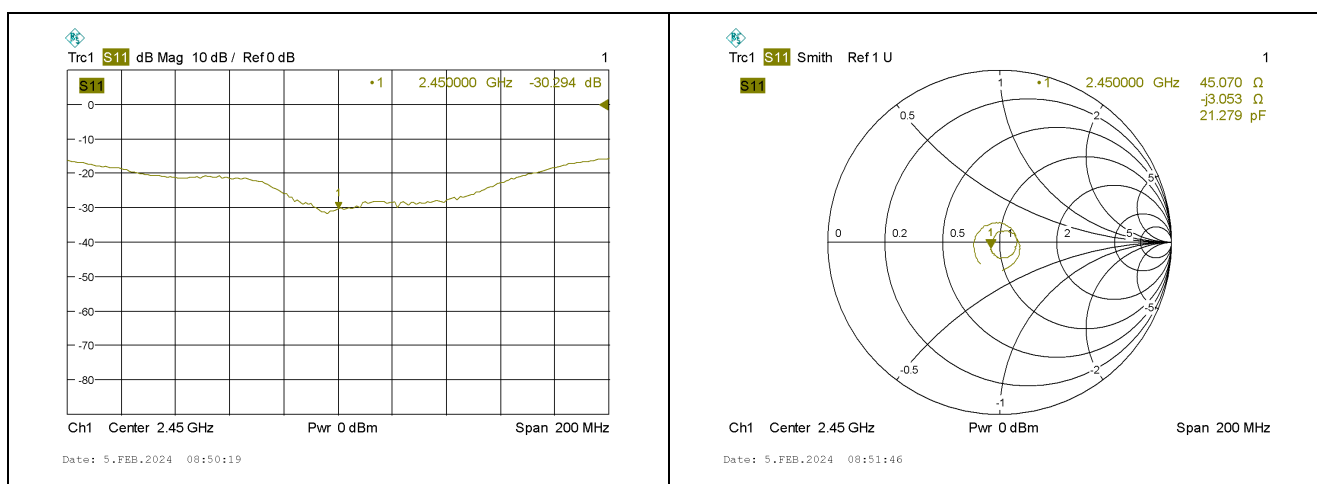


Head 2450 MHz				
Date of Measurement	Return Loss (dB)	Delta (%)	Impedance	Delta(ohm)
2022.02.11	-33.65	-	49.2	-
2023.02.08	-29.606	-12.02	51.232	2.03
2024.02.05	-30.294	-9.97	45.070	-4.13

The return loss is <-20dB, within 20% of prior calibration; the impedance is within 5 ohm of prior calibration. Therefore the verification result should support extended calibration.

<Dipole Verification Data>

Head 2450 MHz



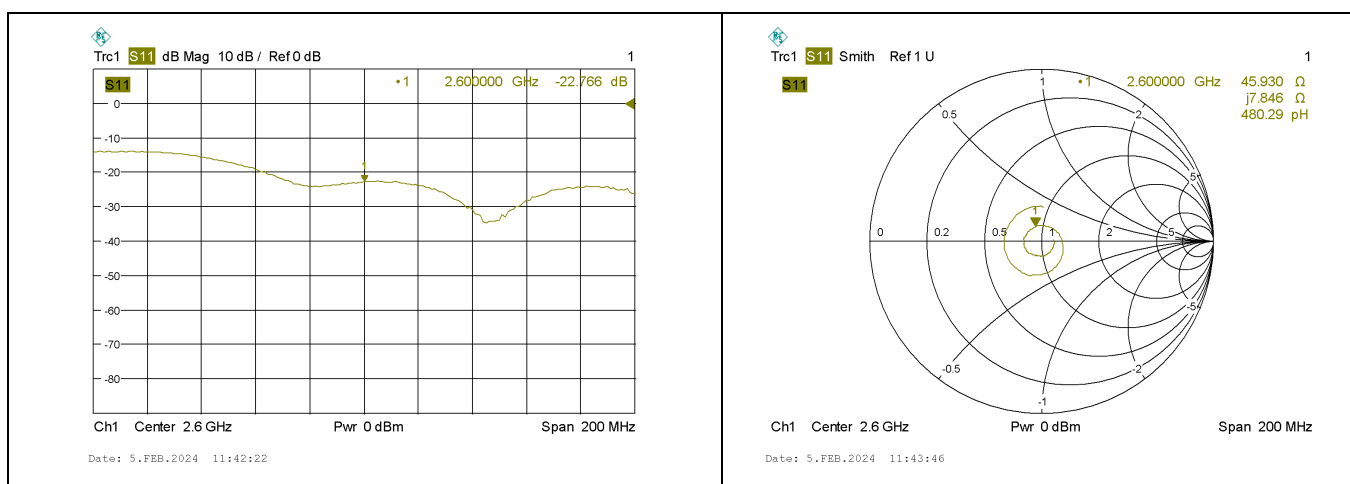


Head 2600 MHz				
Date of Measurement	Return Loss (dB)	Delta (%)	Impedance	Delta(ohm)
2022.02.11	-25.00	-	49.8	-
2023.02.08	-24.516	-1.94	50.305	0.51
2024.02.05	-22.766	-9.97	45.930	-3.87

The return loss is <-20dB, within 20% of prior calibration; the impedance is within 5 ohm of prior calibration. Therefore the verification result should support extended calibration.

<Dipole Verification Data>

Head 2600 MHz



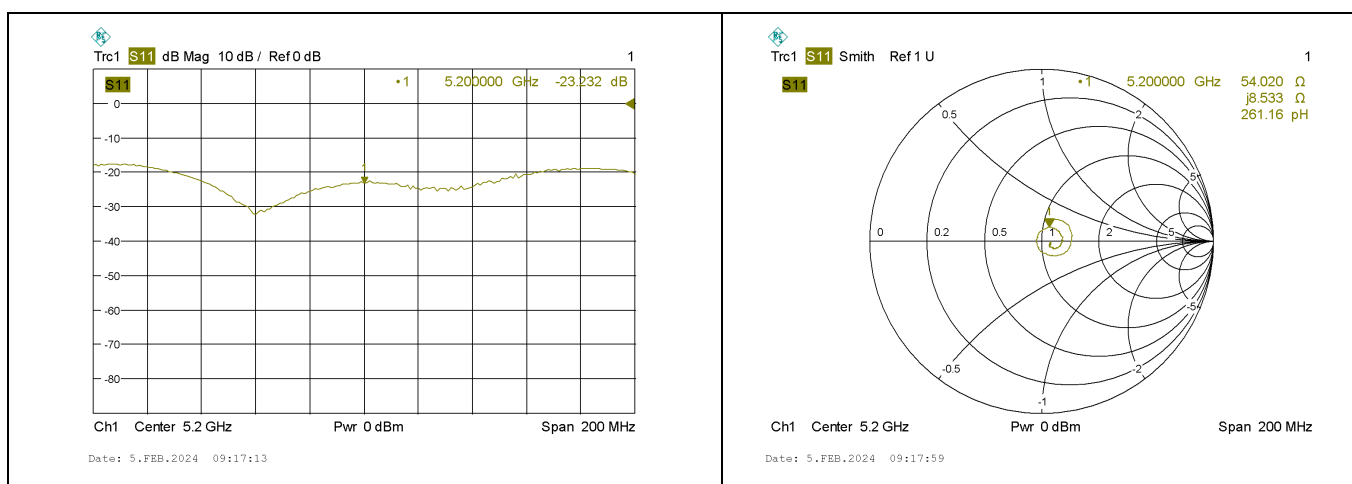


Head 5200 MHz				
Date of Measurement	Return Loss (dB)	Delta (%)	Impedance	Delta(ohm)
2022.02.11	-21.48	-	53.53	-
2023.02.08	-22.258	3.62	55.087	1.56
2024.02.05	-23.232	8.16	54.020	0.49

The return loss is <-20dB, within 20% of prior calibration; the impedance is within 5 ohm of prior calibration. Therefore the verification result should support extended calibration.

<Dipole Verification Data>

Head 5200 MHz



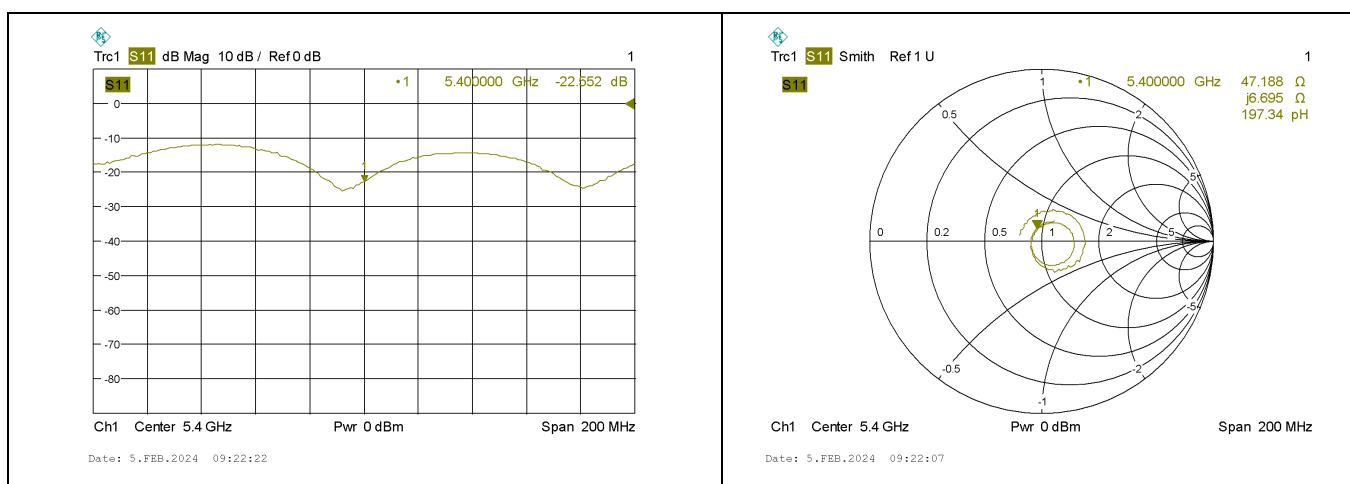


Head 5400 MHz				
Date of Measurement	Return Loss (dB)	Delta (%)	Impedance	Delta(ohm)
2022.02.11	-24.05	-	46.52	-
2023.02.08	-26.631	10.73	42.732	-3.79
2024.02.05	-22.552	-6.23	47.188	0.67

The return loss is <-20dB, within 20% of prior calibration; the impedance is within 5 ohm of prior calibration. Therefore the verification result should support extended calibration.

<Dipole Verification Data>

Head 5400 MHz



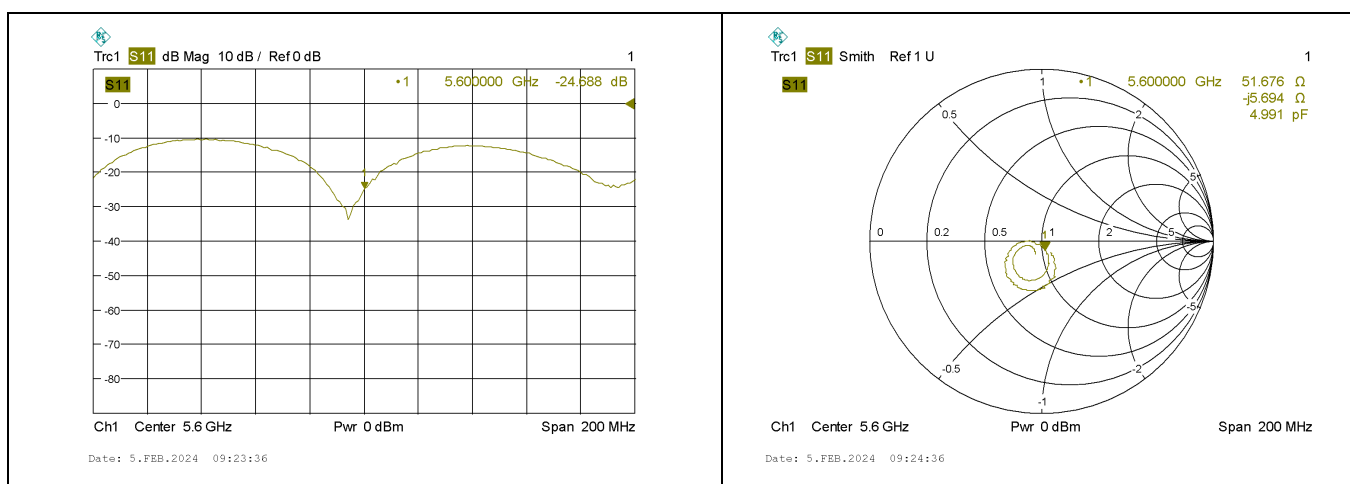


Head 5600 MHz				
Date of Measurement	Return Loss (dB)	Delta (%)	Impedance	Delta(ohm)
2022.02.11	-24.52	-	48.67	-
2023.02.08	-20.453	-16.59	48.252	-0.42
2024.02.05	-24.688	0.69	51.676	3.01

The return loss is <-20dB, within 20% of prior calibration; the impedance is within 5 ohm of prior calibration. Therefore the verification result should support extended calibration.

<Dipole Verification Data>

Head 5600 MHz



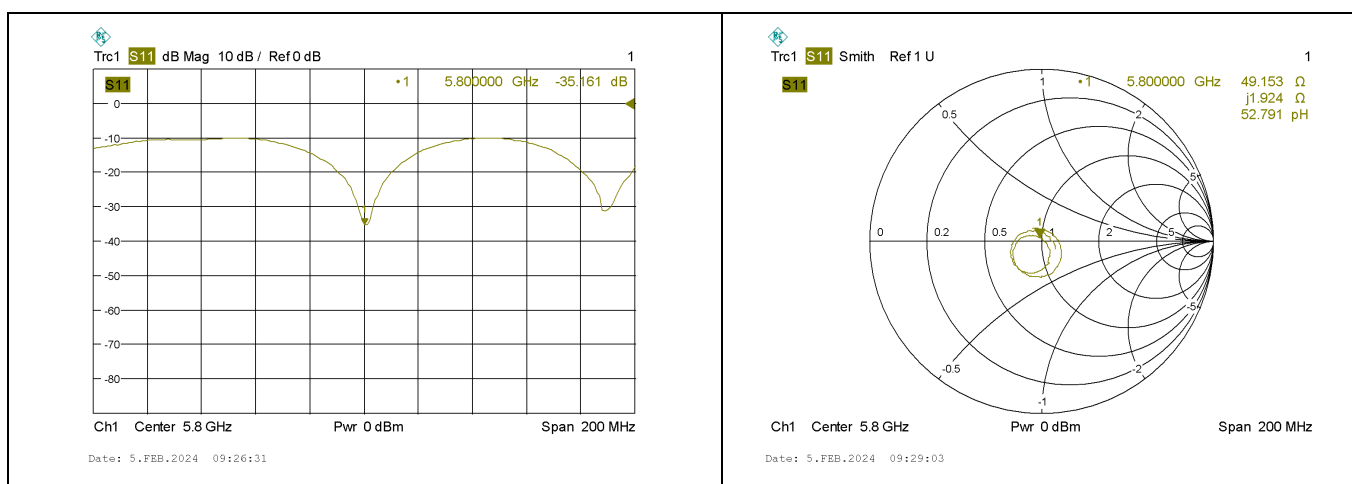


Head 5800 MHz				
Date of Measurement	Return Loss (dB)	Delta (%)	Impedance	Delta(ohm)
2022.02.11	-34.18	-	48.41	-
2023.02.08	-35.663	4.34	47.276	-1.13
2024.02.05	-35.161	2.87	49.153	0.74

The return loss is <-20dB, within 20% of prior calibration; the impedance is within 5 ohm of prior calibration. Therefore the verification result should support extended calibration.

<Dipole Verification Data>

Head 5800 MHz



*****END OF THE REPORT*****