

PHOTOGRAPHS OF THE TEST CONFIGURATION

CONDUCTED EMISSION TEST-Mode C



CONDUCTED EMISSION TEST-Mode D



CONDUCTED EMISSION TEST-Mode E





CONDUCTED EMISSION TEST-Mode F





RADIATED EMISSION TEST-Mode A
<Frequency Range below 1GHz>



RADIATED EMISSION TEST-Mode B
<Frequency Range below 1GHz>





RADIATED EMISSION TEST-Mode C <Frequency Range below 1GHz>



RADIATED EMISSION TEST-Mode D
<Frequency Range below 1GHz>



RADIATED EMISSION TEST-Mode A
<Frequency Range above 1GHz>



RADIATED EMISSION TEST-Mode B
<Frequency Range above 1GHz>

