


## FCC Part 15 Subpart B Test Setup Photo


Test Mode: Mode 1

Description: Front View of Conducted Emission Test Setup




Test Mode: Mode 1

Description: Back view of Conducted Emission Test Setup




Test Mode: Mode 1

Description: Radiated Emission Test Setup for 30MHz ~ 1GHz



Test Mode: Mode 1

Description: Radiated Emission Test Setup for 1GHz ~ 18GHz




## FCC PART 15C & 15E Test Setup Photo

Description: Front View of Conducted Emission Test Setup for Power Port




Description: Back View of Conducted Emission Test Setup for Power Port



Test Mode: Mode 1

Description: Radiated Spurious Emission Test Setup for 30MHz ~ 1GHz (Part 15C)



Test Mode: Mode 1


Description: Radiated Spurious Emission Test Setup for 1GHz ~ 18GHz (Part 15C)





Test Mode: Mode 1

Description: Radiated Spurious Emission Test Setup for 30MHz ~ 1GHz (Part 15E)



Test Mode: Mode 1

Description: Radiated Spurious Emission Test Setup for 1GHz ~ 18GHz (Part 15E)

