Mode	38	
	Harmonic	
	U-NII-2A_5.25-5.35_802.11ax HE40_CH62_5310MHz	
ANT	1	
Pol.	Horizontal	Vertical
Peak Avg	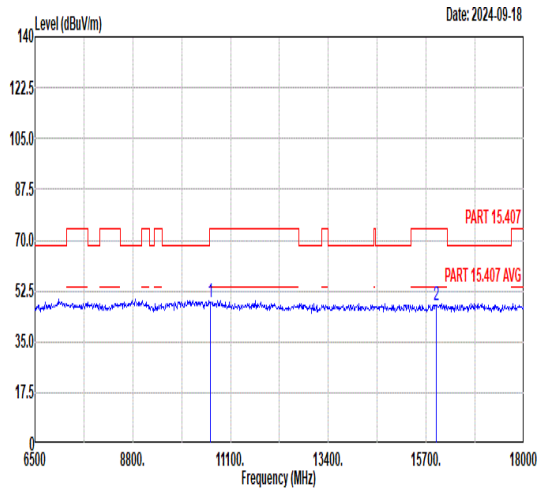 Freq Level Limit Line Margin Read Level Ant Factor Cable Loss Preamp Factor APos TPos Remark MHz dBuV/m dBuV/m dB dBuV dB/m dB dB cm deg 1 10620.00 48.70 74.00 -25.30 45.71 39.48 14.31 50.80 --- --- Peak 2 15930.00 47.52 74.00 -26.48 40.05 42.06 17.16 51.75 --- --- Peak	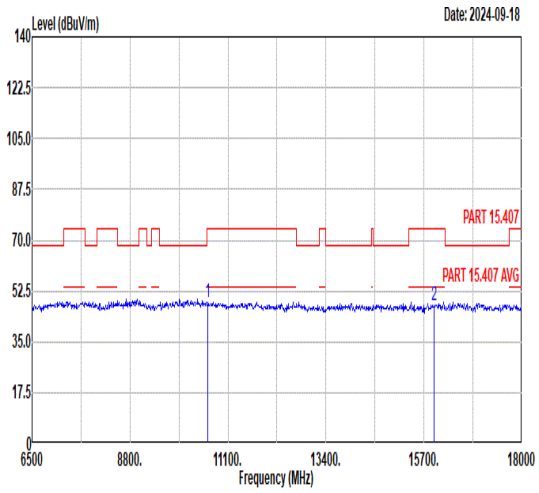 Freq Level Limit Line Margin Read Level Ant Factor Cable Loss Preamp Factor APos TPos Remark MHz dBuV/m dBuV/m dB dBuV dB/m dB dB cm deg 1 10620.00 48.35 74.00 -25.65 45.36 39.48 14.31 50.80 --- --- Peak 2 15930.00 47.62 74.00 -26.38 40.15 42.06 17.16 51.75 --- --- Peak

Mode	39
	Band Edge - L
	U-NII-2C_5.47-5.725_802.11ax HE40_CH102_5510MHz
ANT	1

Pol.	Horizontal	Fundamental
Peak	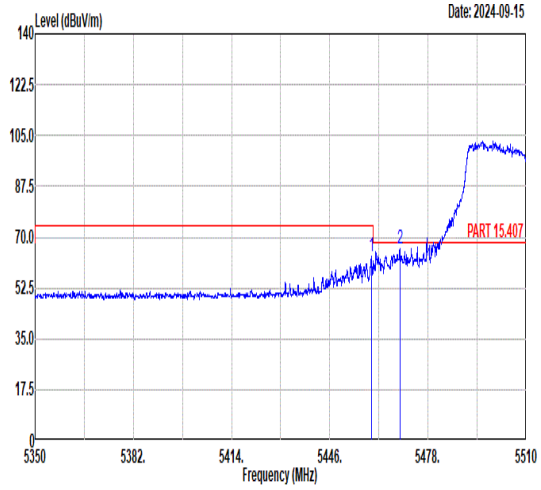 Freq Level Limit Line Margin (dB) Read Level Ant Factor Cable Loss Preamp Factor APos TPos Remark MHz dBuV/m dBuV/m dBuV dB/m dB dB cm deg 1 5459.52 63.34 74.00 -10.66 49.57 34.81 11.12 32.16 364 82 PEAK 2 5468.80 65.78 68.30 -2.52 51.99 34.81 11.16 32.18 364 82 PEAK	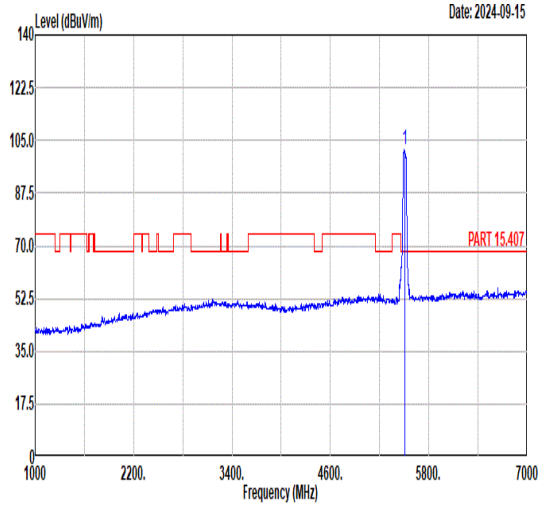 Freq Level Limit Line Margin (dB) Read Level Ant Factor Cable Loss Preamp Factor APos TPos Remark MHz dBuV/m dBuV/m dBuV dB/m dB dB cm deg 1 5510.00 101.86 ------ ------ 88.00 34.80 11.27 32.21 364 82 PEAK
Avg	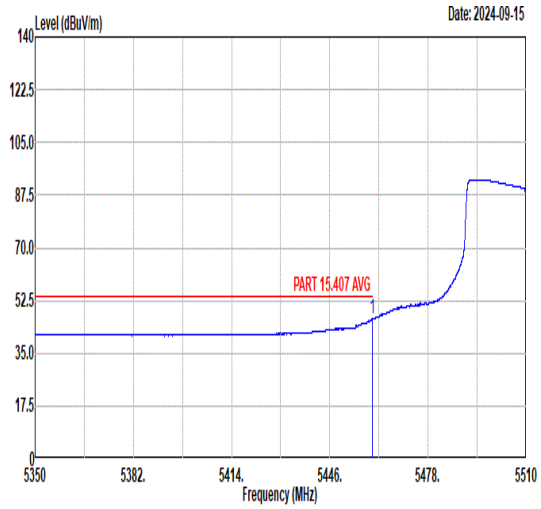 Freq Level Limit Line Margin (dB) Read Level Ant Factor Cable Loss Preamp Factor APos TPos Remark MHz dBuV/m dBuV/m dBuV dB/m dB dB cm deg 1 5459.84 46.42 54.00 -7.58 32.66 34.81 11.12 32.17 364 82 AVERAGE	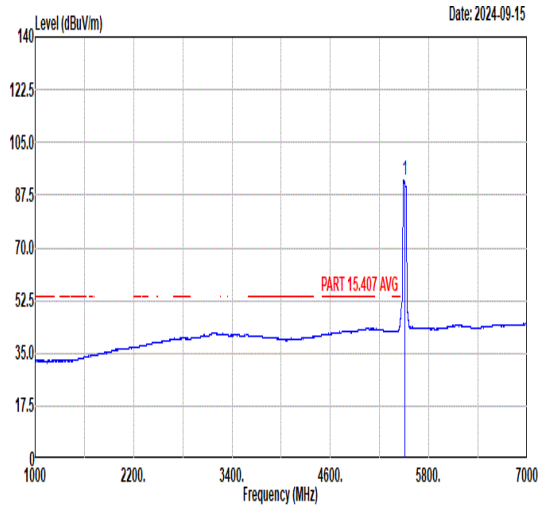 Freq Level Limit Line Margin (dB) Read Level Ant Factor Cable Loss Preamp Factor APos TPos Remark MHz dBuV/m dBuV/m dBuV dB/m dB dB cm deg 1 5510.00 92.44 ------ ------ 78.59 34.80 11.25 32.20 364 82 AVERAGE

Mode	39	
	Band Edge - R	
	U-NII-2C_5.47-5.725_802.11ax HE40_CH102_5510MHz	
ANT	1	
Pol.	Horizontal	Fundamental
Peak	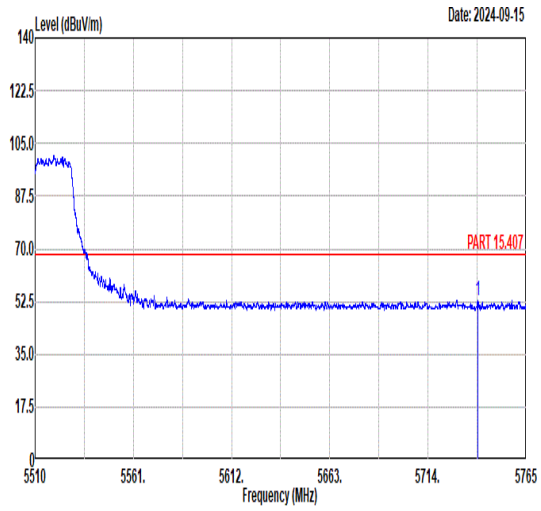 Freq Level Limit Line Margin (dB) Read Level Ant Factor Cable Loss Preamp Factor APos TPos Remark MHz dBuV/m dBuV/m dBuV dB/m dB dB cm deg 1 5739.91 53.08 68.30 -15.22 38.69 35.14 11.65 32.40 364 82 PEAK	Blank

Mode	39
	Band Edge - L
	U-NII-2C_5.47-5.725_802.11ax HE40_CH102_5510MHz
ANT	1

Pol.	Vertical	Fundamental
Peak	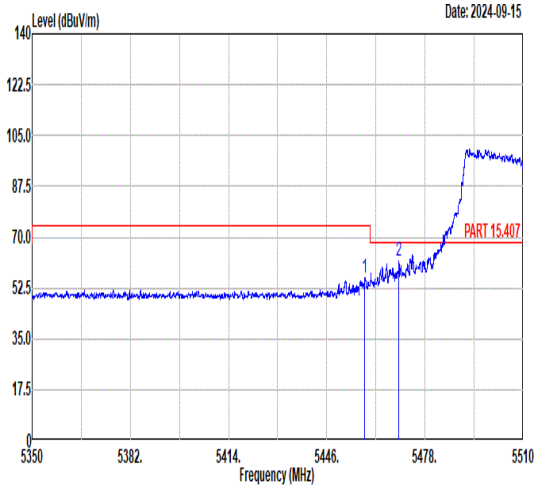 Freq Level Limit Line Margin (dB) Read Level Ant Factor Cable Loss Preamp Factor APos TPos Remark MHz dBuV/m dBuV/m dBuV dB/m dB dB cm deg 1 5458.42 56.22 74.00 -17.78 42.46 34.81 11.11 32.16 397 349 PEAK 2 5469.46 62.06 68.30 -6.24 48.27 34.81 11.16 32.18 397 349 PEAK	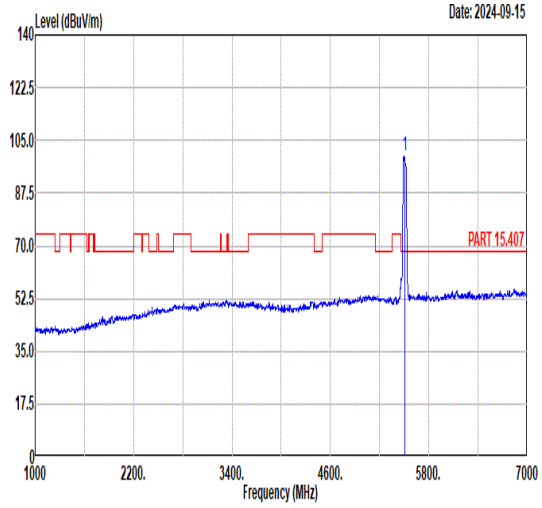 Freq Level Limit Line Margin (dB) Read Level Ant Factor Cable Loss Preamp Factor APos TPos Remark MHz dBuV/m dBuV/m dBuV dB/m dB dB cm deg 1 5510.00 99.75 ------ ------ 85.89 34.80 11.27 32.21 397 349 PEAK
Avg	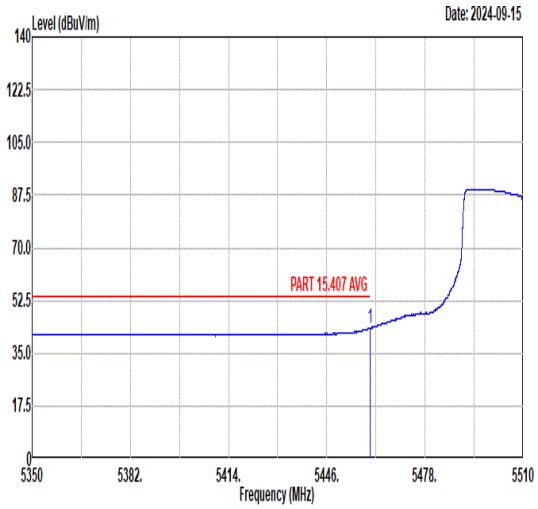 Freq Level Limit Line Margin (dB) Read Level Ant Factor Cable Loss Preamp Factor APos TPos Remark MHz dBuV/m dBuV/m dBuV dB/m dB dB cm deg 1 5460.00 43.31 54.00 -10.69 29.55 34.81 11.12 32.17 397 349 AVERAGE	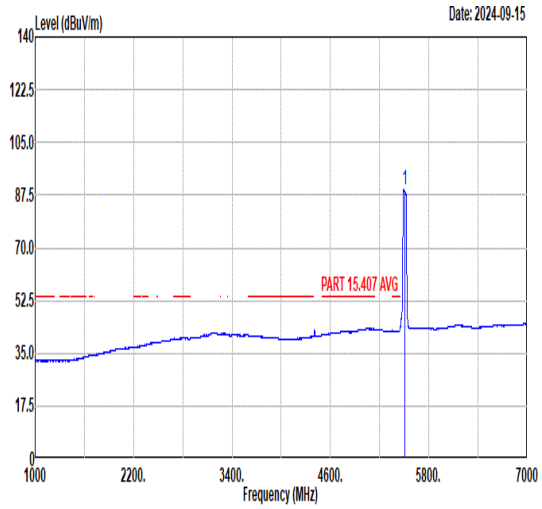 Freq Level Limit Line Margin (dB) Read Level Ant Factor Cable Loss Preamp Factor APos TPos Remark MHz dBuV/m dBuV/m dBuV dB/m dB dB cm deg 1 5510.00 89.42 ------ ------ 75.57 34.80 11.25 32.20 397 349 AVERAGE

Mode	39	
	Band Edge - R	
	U-NII-2C_5.47-5.725_802.11ax HE40_CH102_5510MHz	
ANT	1	
Pol.	Vertical	Fundamental
Peak	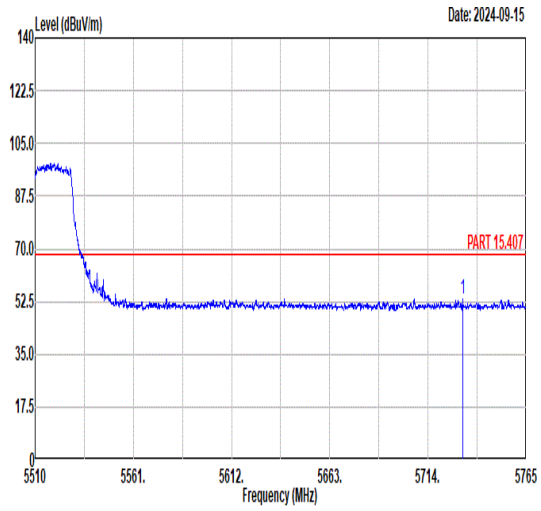 Freq Level Limit Line Margin (dB) Read Level Ant Factor Cable Loss Preamp Factor APos TPos Remark MHz dBuV/m dBuV/m dBuV dB/m dB dB cm deg 1 5732.00 53.11 68.30 -15.19 38.73 35.12 11.65 32.39 397 349 PEAK	Blank

Mode	39	
	Harmonic	
	U-NII-2C_5.47-5.725_802.11ax HE40_CH102_5510MHz	
ANT	1	
Pol.	Horizontal	Vertical
Peak Avg	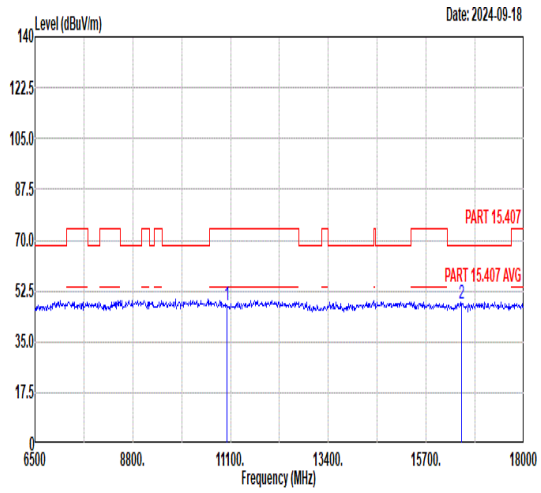 Freq Level Limit Line Margin Read Level Ant Factor Cable Loss Preamp Factor APos TPos Remark MHz dBuV/m dBuV/m dB dBuV dB/m dB dB cm deg 1 11020.00 47.54 74.00 -26.46 44.37 39.42 14.55 50.80 --- --- Peak 2 16530.00 47.96 68.30 -20.34 39.97 42.41 17.37 51.79 --- --- Peak	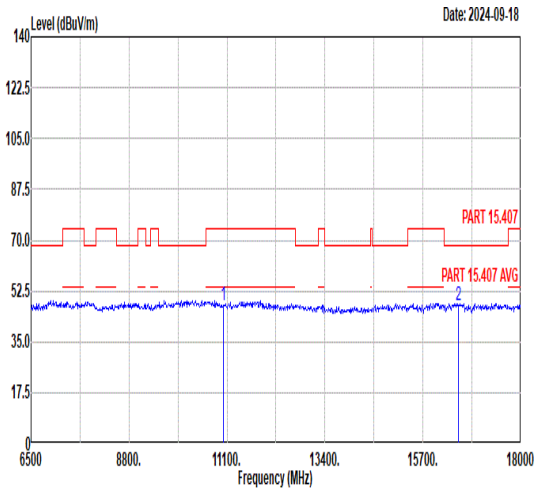 Freq Level Limit Line Margin Read Level Ant Factor Cable Loss Preamp Factor APos TPos Remark MHz dBuV/m dBuV/m dB dBuV dB/m dB dB cm deg 1 11020.00 47.76 74.00 -26.24 44.59 39.42 14.55 50.80 --- --- Peak 2 16530.00 47.62 68.30 -20.68 39.63 42.41 17.37 51.79 --- --- Peak

Mode	40	
	Band Edge - L	
	U-NII-2C_5.47-5.725_802.11ax HE40_CH110_5550MHz	
ANT	1	
Pol.	Horizontal	Fundamental
Peak	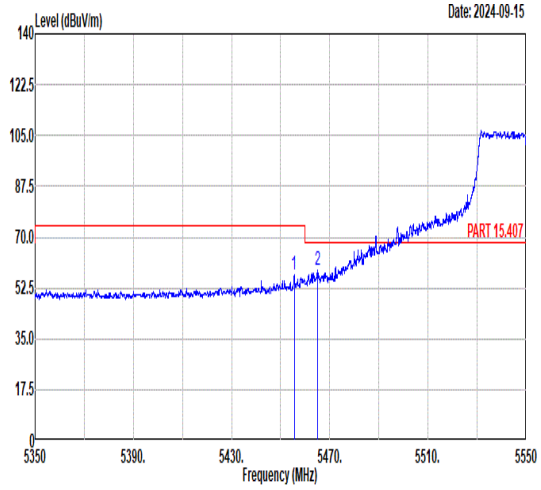 Freq Level Limit Line Margin Read Level Ant Factor Cable Loss Preamp Factor APos TPos Remark MHz dBuV/m dBuV/m dB dBuV dB/m dB dB cm deg 1 5455.50 56.83 74.00 -17.17 43.08 34.81 11.10 32.16 375 81 PEAK 2 5465.10 58.49 68.30 -9.81 44.71 34.81 11.14 32.17 375 81 PEAK	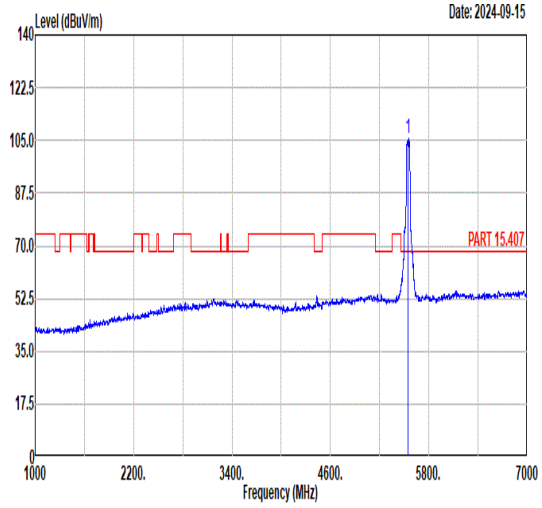 Freq Level Limit Line Margin Read Level Ant Factor Cable Loss Preamp Factor APos TPos Remark MHz dBuV/m dBuV/m dB dBuV dB/m dB dB cm deg 1 5550.00 105.69 ------ ------ 91.54 34.88 11.52 32.25 375 81 PEAK
Avg	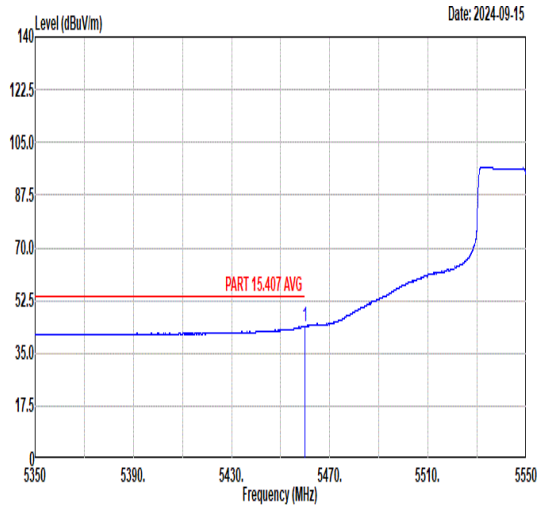 Freq Level Limit Line Margin Read Level Ant Factor Cable Loss Preamp Factor APos TPos Remark MHz dBuV/m dBuV/m dB dBuV dB/m dB dB cm deg 1 5459.92 44.05 54.00 -9.95 30.29 34.81 11.12 32.17 375 81 AVERAGE	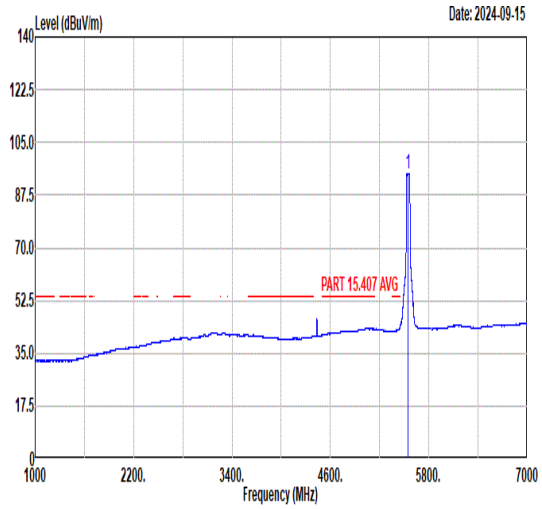 Freq Level Limit Line Margin Read Level Ant Factor Cable Loss Preamp Factor APos TPos Remark MHz dBuV/m dBuV/m dB dBuV dB/m dB dB cm deg 1 5550.00 94.69 ------ ------ 80.68 34.84 11.40 32.23 375 81 AVERAGE

Mode	40	
	Band Edge - R	
	U-NII-2C_5.47-5.725_802.11ax HE40_CH110_5550MHz	
ANT	1	
Pol.	Horizontal	Fundamental
Peak	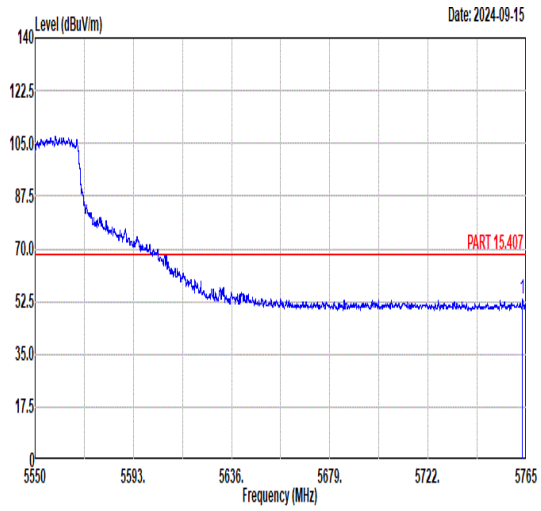 Freq Level Limit Line Margin Read Level Ant Factor Cable Loss Preamp Factor APos TPos Remark MHz dBuV/m dBuV/m dB dBuV dB/m dB dB cm deg 1 5763.41 53.26 68.30 -15.04 38.87 35.17 11.64 32.42 375 81 PEAK	Blank

Mode	40	
	Band Edge - L	
	U-NII-2C_5.47-5.725_802.11ax HE40_CH110_5550MHz	
ANT	1	
Pol.	Vertical	Fundamental
Peak	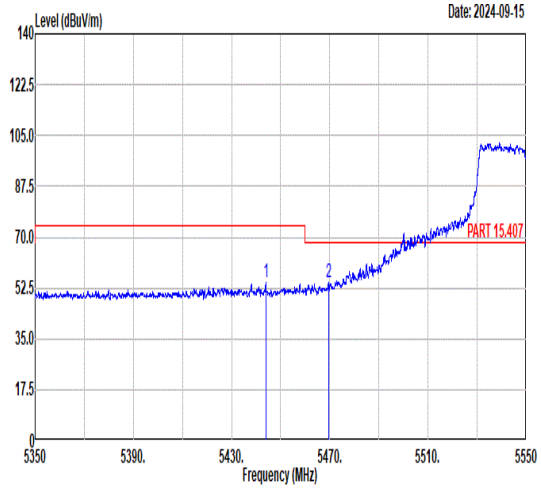 Freq Level Limit Line Margin Read Level Ant Factor Cable Loss Preamp Factor APos TPos Remark MHz dBuV/m dBuV/m dB dBuV dB/m dB dB cm deg 1 5443.92 54.32 74.00 -19.68 40.61 34.81 11.05 32.15 391 348 PEAK 2 5469.50 54.48 68.30 -13.82 40.69 34.81 11.16 32.18 391 348 PEAK	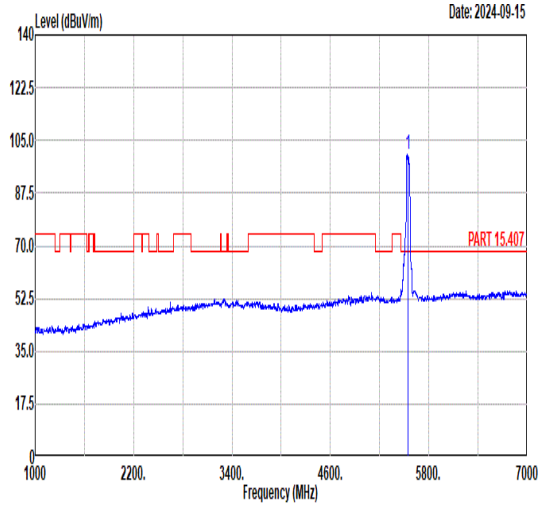 Freq Level Limit Line Margin Read Level Ant Factor Cable Loss Preamp Factor APos TPos Remark MHz dBuV/m dBuV/m dB dBuV dB/m dB dB cm deg 1 5550.00 100.48 ------ ------ 86.45 34.85 11.42 32.24 391 348 PEAK
Avg	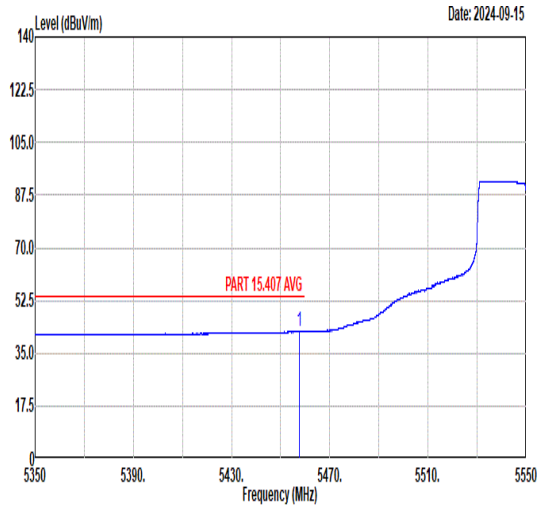 Freq Level Limit Line Margin Read Level Ant Factor Cable Loss Preamp Factor APos TPos Remark MHz dBuV/m dBuV/m dB dBuV dB/m dB dB cm deg 1 5457.72 42.21 54.00 -11.79 28.45 34.81 11.11 32.16 391 348 AVERAGE	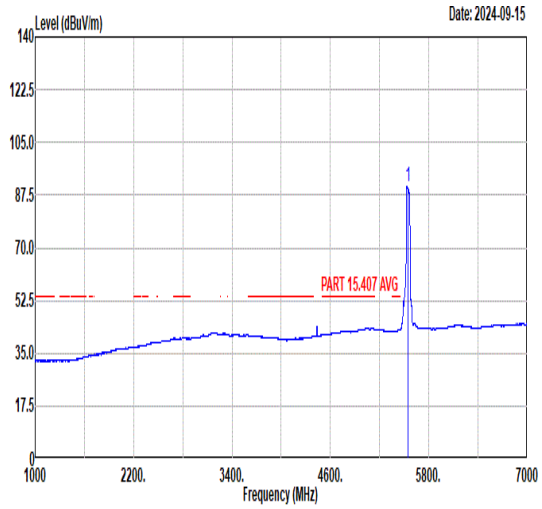 Freq Level Limit Line Margin Read Level Ant Factor Cable Loss Preamp Factor APos TPos Remark MHz dBuV/m dBuV/m dB dBuV dB/m dB dB cm deg 1 5550.00 90.10 ------ ------ 76.09 34.84 11.40 32.23 391 348 AVERAGE

Mode	40	
	Band Edge - R	
	U-NII-2C_5.47-5.725_802.11ax HE40_CH110_5550MHz	
ANT	1	
Pol.	Vertical	Fundamental
Peak	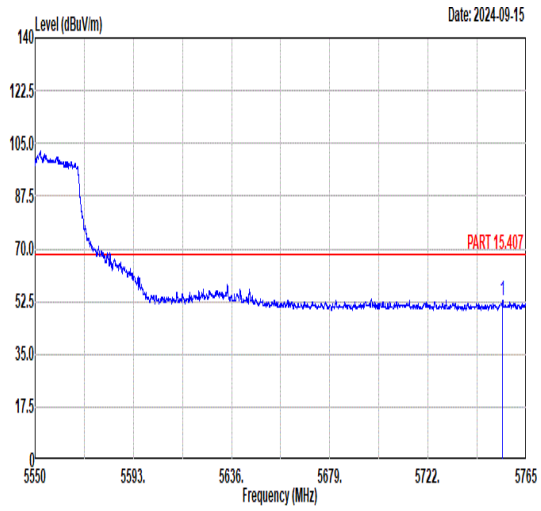 Freq Level Limit Line Margin Read Level Ant Factor Cable Loss Preamp Factor APos TPos Remark MHz dBuV/m dBuV/m dB dBuV dB/m dB dB cm deg 1 5754.57 53.01 68.30 -15.29 38.62 35.16 11.64 32.41 391 348 PEAK	Blank

Mode	40	
	Harmonic	
	U-NII-2C_5.47-5.725_802.11ax HE40_CH110_5550MHz	
ANT	1	
Pol.	Horizontal	Vertical
Peak Avg	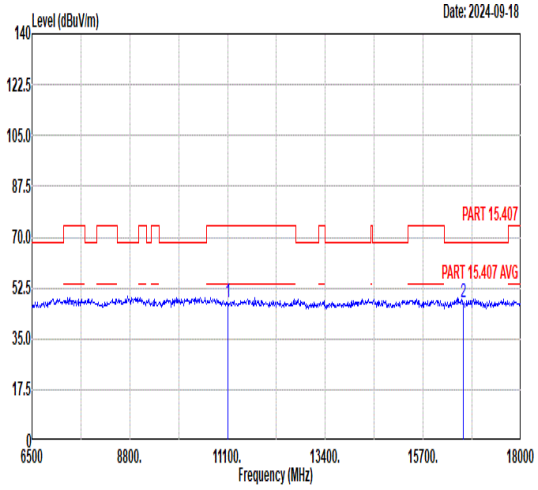 Freq Level Limit Line Margin Read Level Ant Factor Cable Loss Preamp Factor APos TPos Remark MHz dBuV/m dBuV/m dB dBuV dB/m dB dB cm deg 1 11100.00 47.64 74.00 -26.36 44.34 39.48 14.60 50.78 --- --- Peak 2 16650.00 47.35 68.30 -20.95 39.28 42.43 17.41 51.77 --- --- Peak	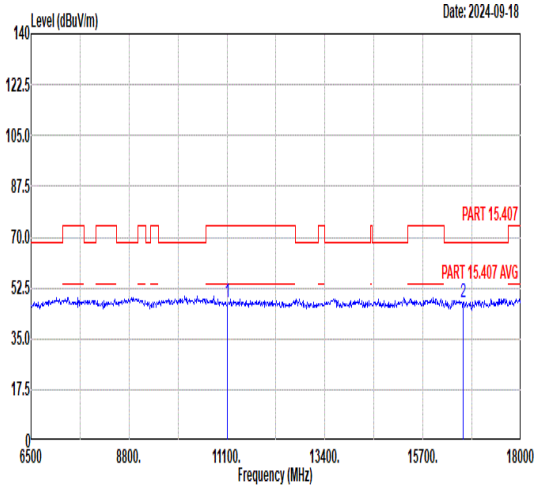 Freq Level Limit Line Margin Read Level Ant Factor Cable Loss Preamp Factor APos TPos Remark MHz dBuV/m dBuV/m dB dBuV dB/m dB dB cm deg 1 11100.00 47.61 74.00 -26.39 44.31 39.48 14.60 50.78 --- --- Peak 2 16650.00 47.51 68.30 -20.79 39.44 42.43 17.41 51.77 --- --- Peak

Mode	41	
	Band Edge - L	
	U-NII-2C_5.47-5.725_802.11ax HE40_CH134_5670MHz	
ANT	1	
Pol.	Horizontal	Fundamental
Peak	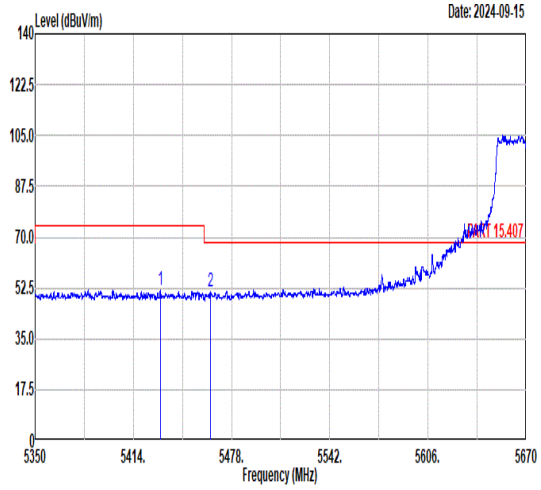 Freq Level Limit Line Margin (dB) Read Level Ant Factor Cable Loss Preamp Factor APos TPos Remark MHz dBuV/m dBuV/m dBuV dB/m dB dB cm deg 1 5431.47 51.66 74.00 -22.34 37.98 34.81 11.00 32.13 374 73 PEAK 2 5464.11 51.37 68.30 -16.93 37.59 34.81 11.14 32.17 374 73 PEAK	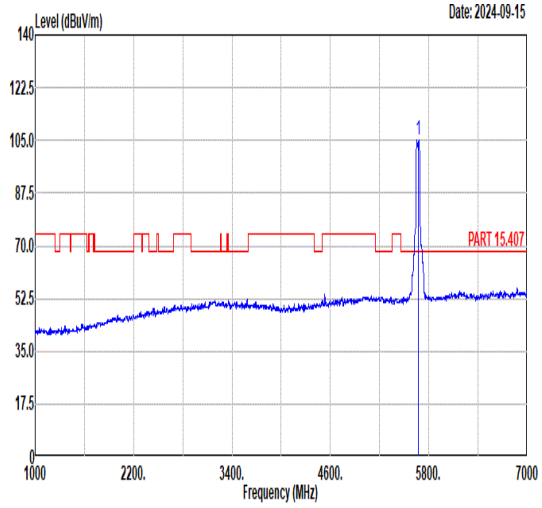 Freq Level Limit Line Margin (dB) Read Level Ant Factor Cable Loss Preamp Factor APos TPos Remark MHz dBuV/m dBuV/m dBuV dB/m dB dB cm deg 1 5670.00 105.02 ------ ------ 90.64 35.05 11.68 32.35 374 73 PEAK
Avg	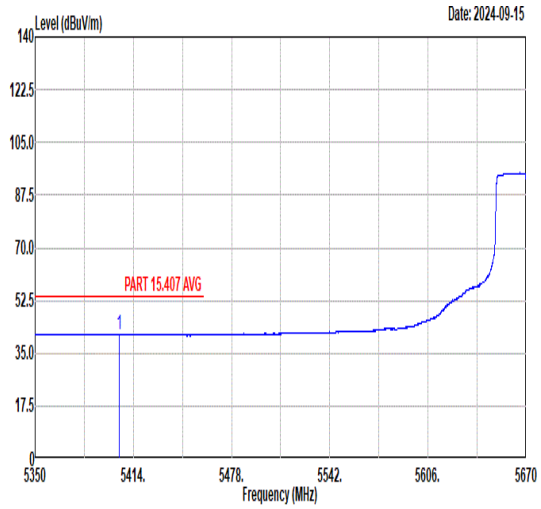 Freq Level Limit Line Margin (dB) Read Level Ant Factor Cable Loss Preamp Factor APos TPos Remark MHz dBuV/m dBuV/m dBuV dB/m dB dB cm deg 1 5404.88 41.36 54.00 -12.64 27.74 34.82 10.90 32.10 374 73 AVERAGE	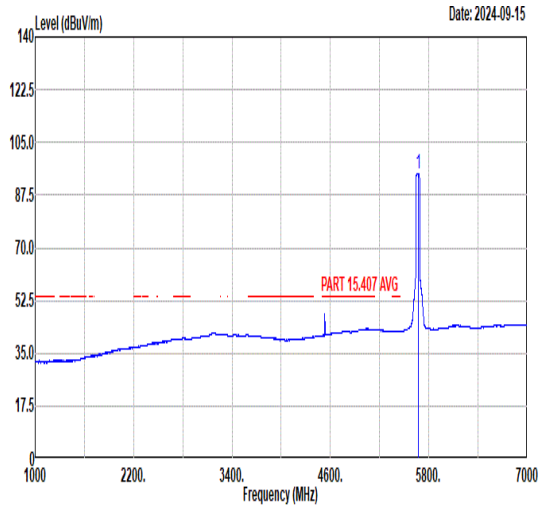 Freq Level Limit Line Margin (dB) Read Level Ant Factor Cable Loss Preamp Factor APos TPos Remark MHz dBuV/m dBuV/m dBuV dB/m dB dB cm deg 1 5670.00 94.80 ------ ------ 80.43 35.03 11.68 32.34 374 73 AVERAGE

Mode	41	
	Band Edge - R	
	U-NII-2C_5.47-5.725_802.11ax HE40_CH134_5670MHz	
ANT	1	
Pol.	Horizontal	Fundamental
Peak	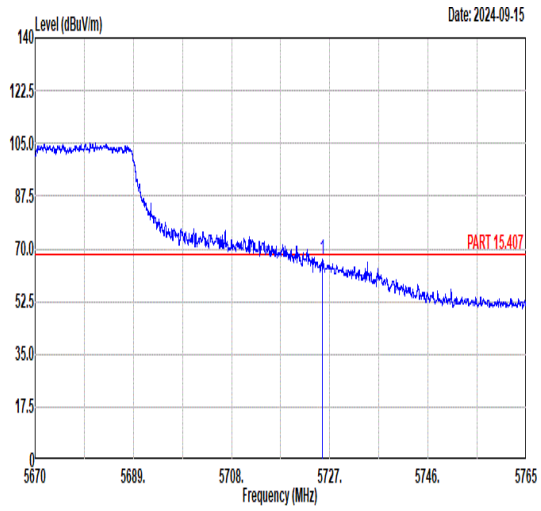 Freq Level Limit Line Margin (dB) Read Level Ant Factor Cable Loss Preamp Factor APos TPos Remark MHz dBuV/m dBuV/m dBuV dB/m dB dB cm deg 1 5725.62 66.52 68.30 -1.78 52.14 35.12 11.65 32.39 374 73 PEAK	Blank

Mode	41	
	Band Edge - L	
	U-NII-2C_5.47-5.725_802.11ax HE40_CH134_5670MHz	
ANT	1	
Pol.	Vertical	Fundamental
Peak	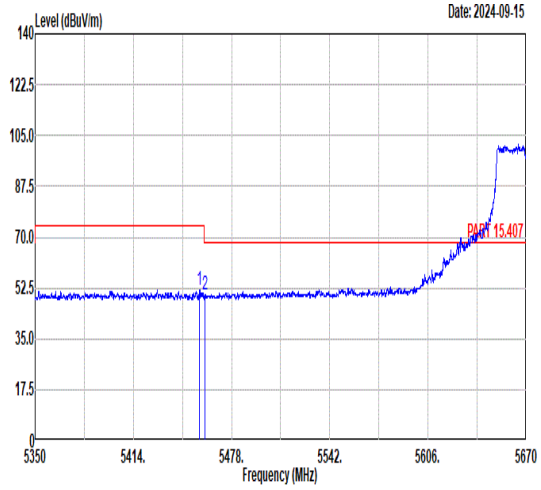 Freq Level Limit Line Margin (dB) Read Level Ant Factor Cable Loss Preamp Factor APos TPos Remark MHz dBuV/m dBuV/m dBuV dB/m dB dB cm deg 1 5457.07 51.93 74.00 -22.07 38.17 34.81 11.11 32.16 352 360 PEAK 2 5460.88 50.08 68.30 -18.22 36.32 34.81 11.12 32.17 352 360 PEAK	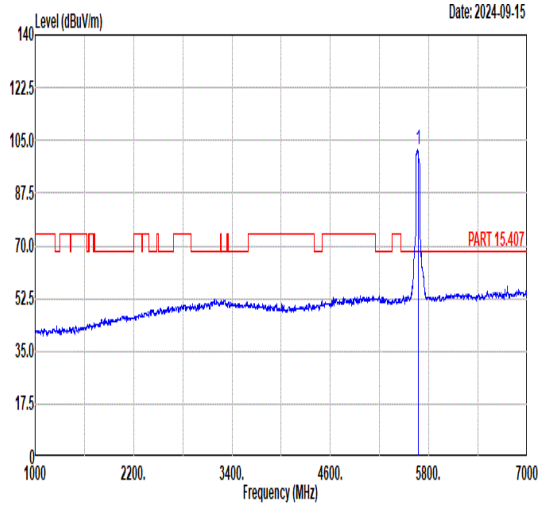 Freq Level Limit Line Margin (dB) Read Level Ant Factor Cable Loss Preamp Factor APos TPos Remark MHz dBuV/m dBuV/m dBuV dB/m dB dB cm deg 1 5670.00 102.09 ------ ------ 87.72 35.02 11.68 32.33 352 360 PEAK
Avg	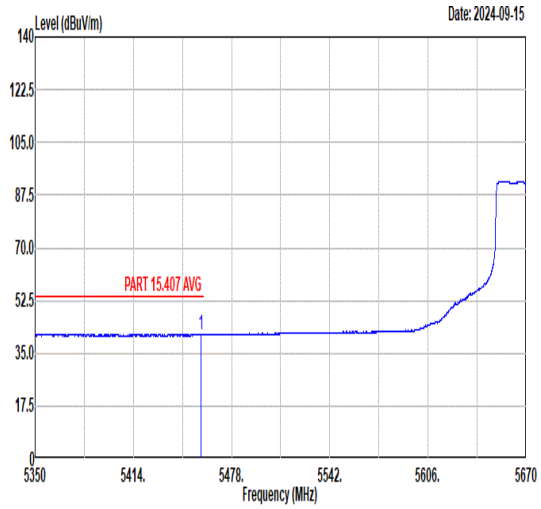 Freq Level Limit Line Margin (dB) Read Level Ant Factor Cable Loss Preamp Factor APos TPos Remark MHz dBuV/m dBuV/m dBuV dB/m dB dB cm deg 1 5457.94 41.18 54.00 -12.82 27.42 34.81 11.11 32.16 352 360 AVERAGE	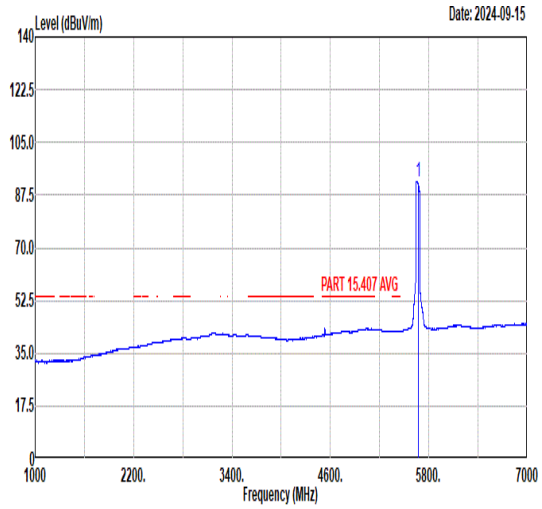 Freq Level Limit Line Margin (dB) Read Level Ant Factor Cable Loss Preamp Factor APos TPos Remark MHz dBuV/m dBuV/m dBuV dB/m dB dB cm deg 1 5670.00 91.80 ------ ------ 77.43 35.03 11.68 32.34 352 360 AVERAGE

Mode	41	
	Band Edge - R	
	U-NII-2C_5.47-5.725_802.11ax HE40_CH134_5670MHz	
ANT	1	
Pol.	Vertical	Fundamental
Peak	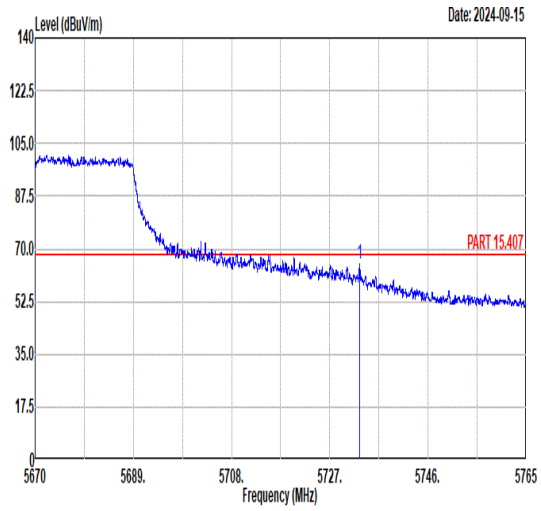 Freq Level Limit Line Margin (dB) Read Level Ant Factor Cable Loss Preamp Factor APos TPos Remark MHz dBuV/m dBuV/m dBuV dB/m dB dB cm deg 1 5732.75 64.76 68.30 -3.54 50.37 35.13 11.65 32.39 352 360 PEAK	Blank

Mode	41	
	Harmonic	
	U-NII-2C_5.47-5.725_802.11ax HE40_CH134_5670MHz	
ANT	1	
Pol.	Horizontal	Vertical
Peak Avg	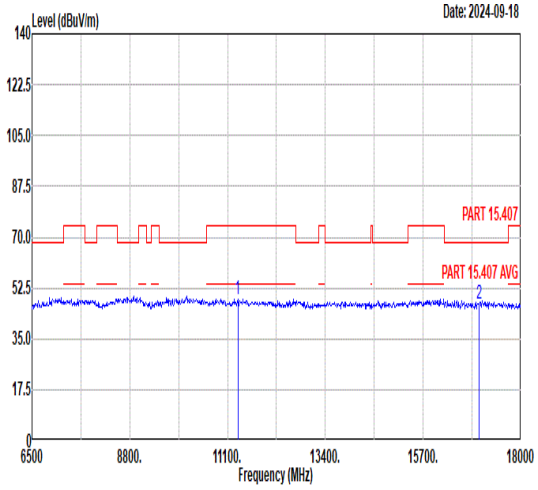 Freq Level Limit Line Margin Read Level Ant Factor Cable Loss Preamp Factor APos TPos Remark MHz dBuV/m dBuV/m dB dBuV dB/m dB dB cm deg 1 11340.00 48.72 74.00 -25.28 45.04 39.67 14.74 50.73 --- --- Peak 2 17010.00 46.80 68.30 -21.50 38.50 42.50 17.51 51.71 --- --- Peak	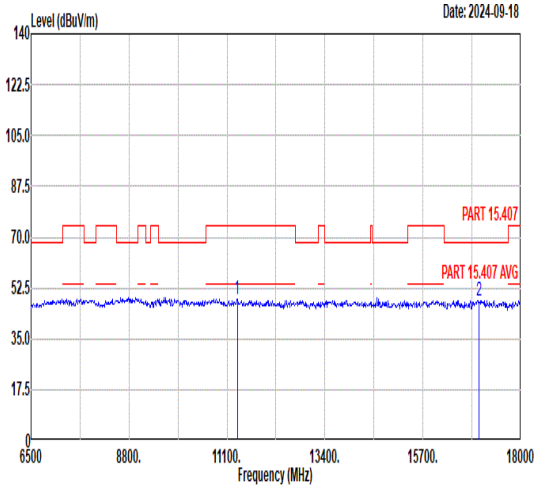 Freq Level Limit Line Margin Read Level Ant Factor Cable Loss Preamp Factor APos TPos Remark MHz dBuV/m dBuV/m dB dBuV dB/m dB dB cm deg 1 11340.00 48.60 74.00 -25.40 44.92 39.67 14.74 50.73 --- --- Peak 2 17010.00 47.96 68.30 -20.34 39.66 42.50 17.51 51.71 --- --- Peak

Mode	42	
	Band Edge	
	U-NII-3_5.725-5.85_802.11a_CH149_5745MHz	
ANT	1	
Pol.	Horizontal	Fundamental
Peak	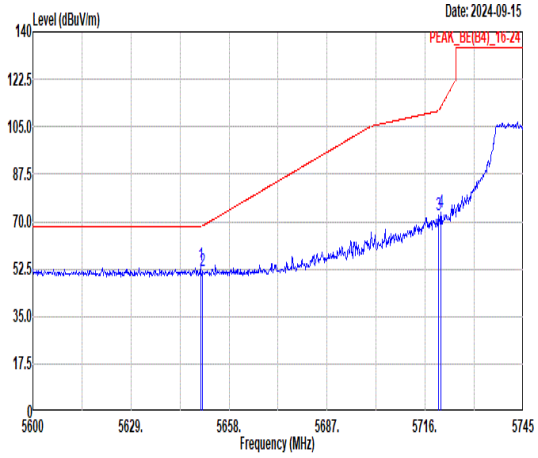 Freq Level Limit Line Margin (dB) Read Level Ant Factor Cable Loss Preamp Factor APos TPos Remark MHz dBuV/m dBuV/m dBuV dB/m dB dB cm deg 1 5649.59 53.72 68.30 -14.58 39.35 35.01 11.69 32.33 368 83 PEAK 2 5650.17 51.94 68.43 -16.49 37.57 35.01 11.69 32.33 368 83 PEAK 3 5719.92 72.64 110.78 -38.14 58.25 35.11 11.66 32.38 368 83 PEAK 4 5720.64 73.35 112.26 -38.91 58.96 35.11 11.66 32.38 368 83 PEAK	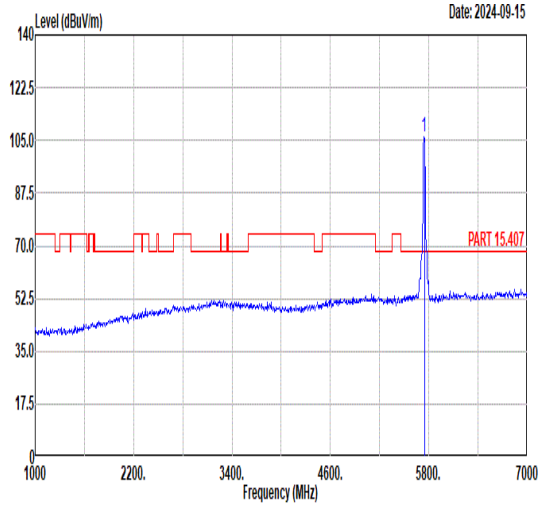 Freq Level Limit Line Margin (dB) Read Level Ant Factor Cable Loss Preamp Factor APos TPos Remark MHz dBuV/m dBuV/m dBuV dB/m dB dB cm deg 1 5745.00 106.09 ------ ------ 91.70 35.14 11.65 32.40 368 83 PEAK
Avg	Blank	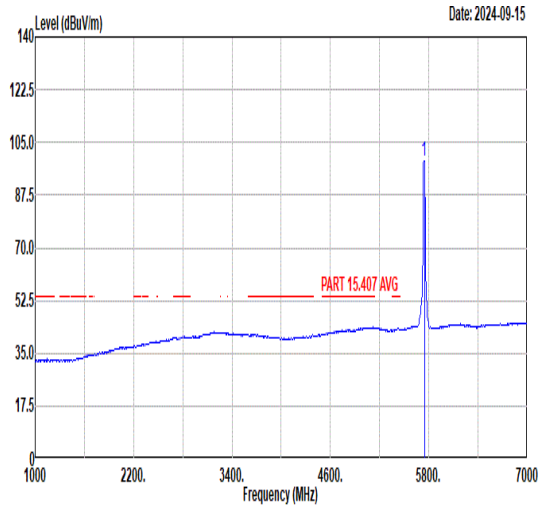 Freq Level Limit Line Margin (dB) Read Level Ant Factor Cable Loss Preamp Factor APos TPos Remark MHz dBuV/m dBuV/m dBuV dB/m dB dB cm deg 1 5745.00 99.02 ------ ------ 84.63 35.14 11.65 32.40 368 83 AVERAGE

Mode	42	
	Band Edge	
	U-NII-3_5.725-5.85_802.11a_CH149_5745MHz	
ANT	1	
Pol.	Vertical	Fundamental
Peak	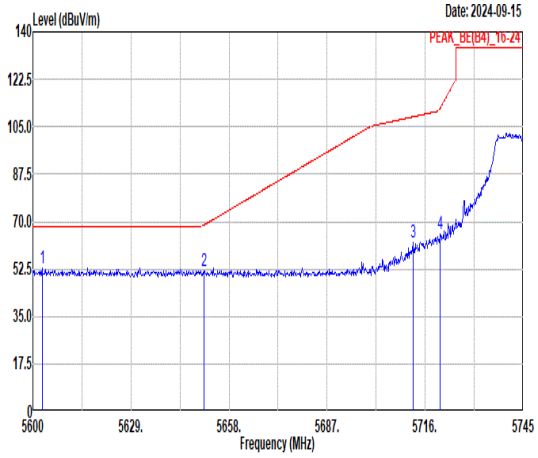 Freq Level Limit Line Margin (dB) Read Level Ant Factor Cable Loss Preamp Factor APos TPos Remark MHz dBuV/m dBuV/m dBuV dB/m dB dB cm deg 1 5602.76 53.05 68.30 -15.25 38.69 34.94 11.71 32.29 392 360 PEAK 2 5650.61 51.98 68.75 -16.77 37.61 35.01 11.69 32.33 392 360 PEAK 3 5712.38 62.27 108.67 -46.40 47.89 35.10 11.66 32.38 392 360 PEAK 4 5720.50 65.47 111.93 -46.46 51.08 35.11 11.66 32.38 392 360 PEAK	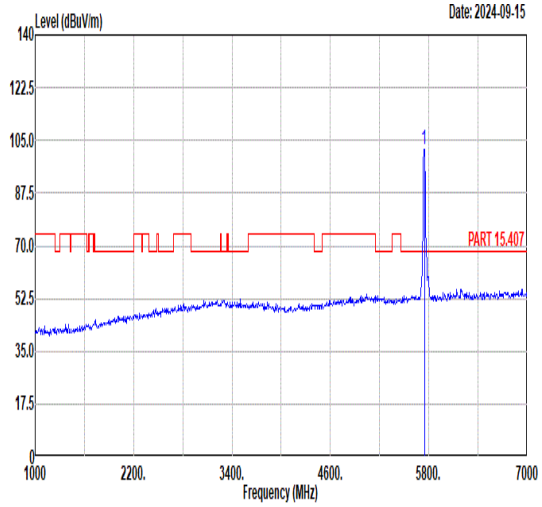 Freq Level Limit Line Margin (dB) Read Level Ant Factor Cable Loss Preamp Factor APos TPos Remark MHz dBuV/m dBuV/m dBuV dB/m dB dB cm deg 1 5745.00 102.11 ------ ------ 87.73 35.15 11.64 32.41 392 360 PEAK
Avg	Blank	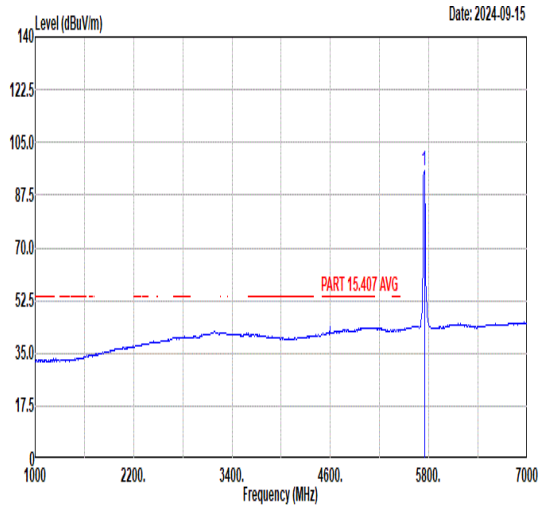 Freq Level Limit Line Margin (dB) Read Level Ant Factor Cable Loss Preamp Factor APos TPos Remark MHz dBuV/m dBuV/m dBuV dB/m dB dB cm deg 1 5745.00 95.70 ------ ------ 81.32 35.15 11.64 32.41 392 360 AVERAGE

Mode	42	
	Harmonic	
	U-NII-3_5.725-5.85_802.11a_CH149_5745MHz	
ANT	1	
Pol.	Horizontal	Vertical
Peak Avg	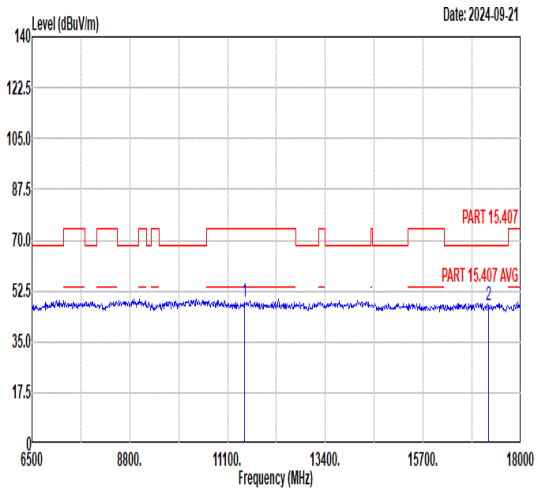 Freq Level Limit Line Margin Read Level Ant Factor Cable Loss Preamp Factor APos TPos Remark MHz dBuV/m dBuV/m dB dBuV dB/m dB dB cm deg 1 11490.00 48.57 74.00 -25.43 44.65 39.79 14.83 50.70 --- --- Peak 2 17235.00 47.41 68.30 -20.89 39.36 42.41 17.57 51.93 --- --- Peak	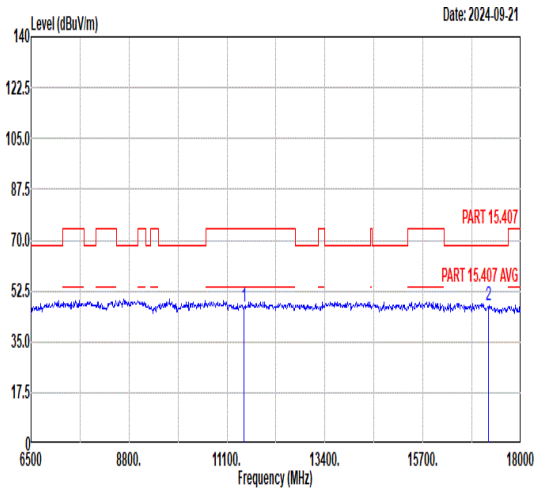 Freq Level Limit Line Margin Read Level Ant Factor Cable Loss Preamp Factor APos TPos Remark MHz dBuV/m dBuV/m dB dBuV dB/m dB dB cm deg 1 11490.00 47.25 74.00 -26.75 43.33 39.79 14.83 50.70 --- --- Peak 2 17235.00 47.56 68.30 -20.74 39.51 42.41 17.57 51.93 --- --- Peak

Mode	43	
	Harmonic	
	U-NII-3_5.725-5.85_802.11a_CH157_5785MHz	
ANT	1	
Pol.	Horizontal	Vertical
Peak Avg	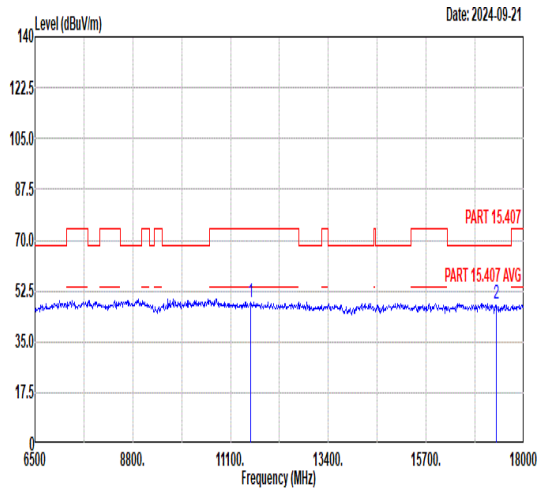 Freq Level Limit Line Margin Read Level Ant Factor Cable Loss Preamp Factor APos TPos Remark MHz dBuV/m dBuV/m dB dBuV dB/m dB dB cm deg 1 11570.00 48.44 74.00 -25.56 44.36 39.86 14.88 50.66 --- --- Peak 2 17355.00 47.87 68.30 -20.43 39.96 42.36 17.60 52.05 --- --- Peak	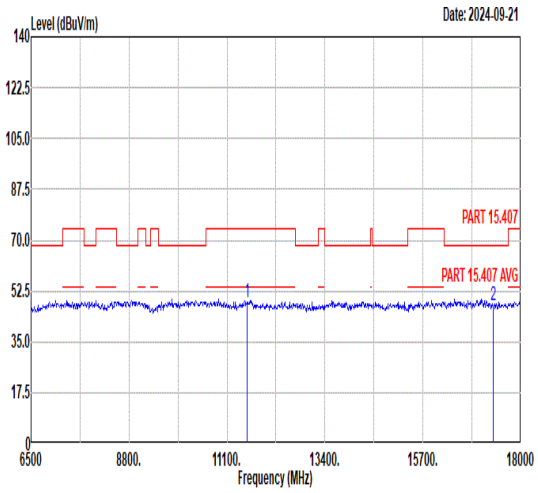 Freq Level Limit Line Margin Read Level Ant Factor Cable Loss Preamp Factor APos TPos Remark MHz dBuV/m dBuV/m dB dBuV dB/m dB dB cm deg 1 11570.00 48.56 74.00 -25.44 44.48 39.86 14.88 50.66 --- --- Peak 2 17355.00 47.69 68.30 -20.61 39.78 42.36 17.60 52.05 --- --- Peak

Mode	44	
	Band Edge	
	U-NII-3_5.725-5.85_802.11a_CH165_5825MHz	
ANT	1	
Pol.	Horizontal	Fundamental
Peak	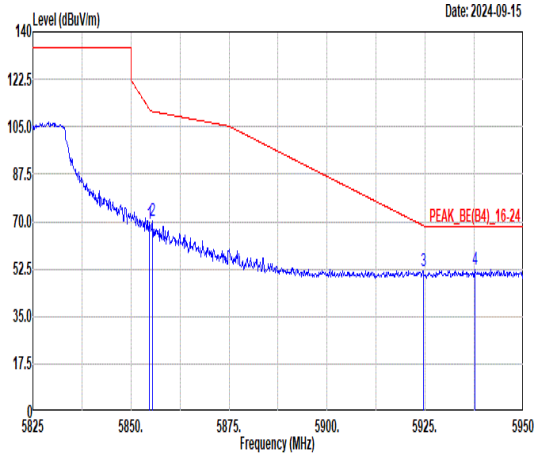 Freq Level Limit Line Margin Read Level Ant Factor Cable Loss Preamp Factor APos TPos Remark MHz dBuV/m dBuV/m dB dBuV dB/m dB dB cm deg 1 5854.75 69.45 111.37 -41.92 55.12 35.30 11.52 32.49 369 74 PEAK 2 5855.50 70.06 110.66 -40.60 55.73 35.30 11.52 32.49 369 74 PEAK 3 5924.50 51.62 68.57 -16.95 37.37 35.39 11.40 32.54 369 74 PEAK 4 5937.63 52.40 68.30 -15.90 38.16 35.41 11.38 32.55 369 74 PEAK	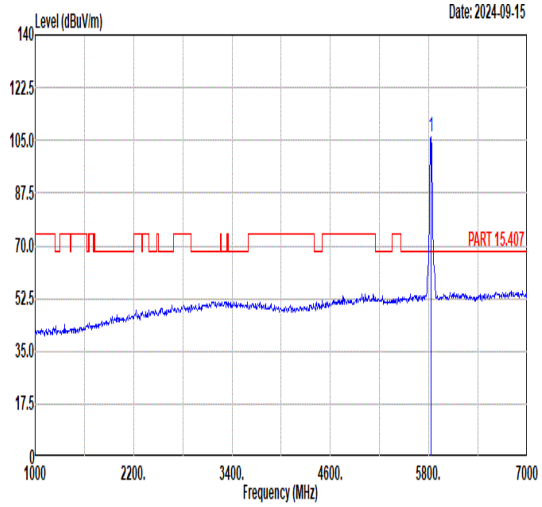 Freq Level Limit Line Margin Read Level Ant Factor Cable Loss Preamp Factor APos TPos Remark MHz dBuV/m dBuV/m dB dBuV dB/m dB dB cm deg 1 5825.00 106.35 ------ ------ 91.99 35.25 11.57 32.46 369 74 PEAK
Avg	Blank	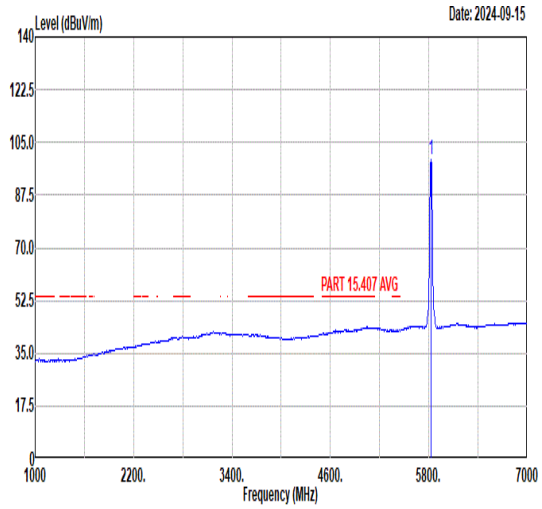 Freq Level Limit Line Margin Read Level Ant Factor Cable Loss Preamp Factor APos TPos Remark MHz dBuV/m dBuV/m dB dBuV dB/m dB dB cm deg 1 5825.00 99.30 ------ ------ 84.95 35.26 11.56 32.47 369 74 AVERAGE

Mode	44	
	Band Edge	
	U-NII-3_5.725-5.85_802.11a_CH165_5825MHz	
ANT	1	
Pol.	Vertical	Fundamental
Peak	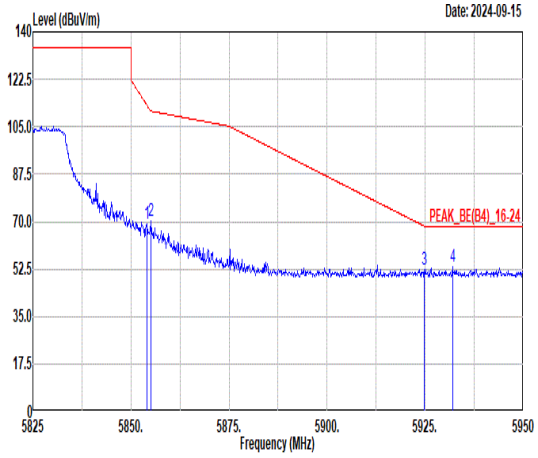 Freq Level Limit Line Margin Read Level Ant Factor Cable Loss Preamp Factor APos TPos Remark MHz dBuV/m dBuV/m dB dBuV dB/m dB dB cm deg 1 5854.00 68.96 110.80 -41.84 54.63 35.30 11.52 32.49 400 353 PEAK 2 5855.00 70.01 110.80 -40.79 55.68 35.30 11.52 32.49 400 353 PEAK 3 5924.75 52.48 68.38 -15.90 38.23 35.39 11.40 32.54 400 353 PEAK 4 5932.00 53.27 68.30 -15.03 39.03 35.40 11.39 32.55 400 353 PEAK	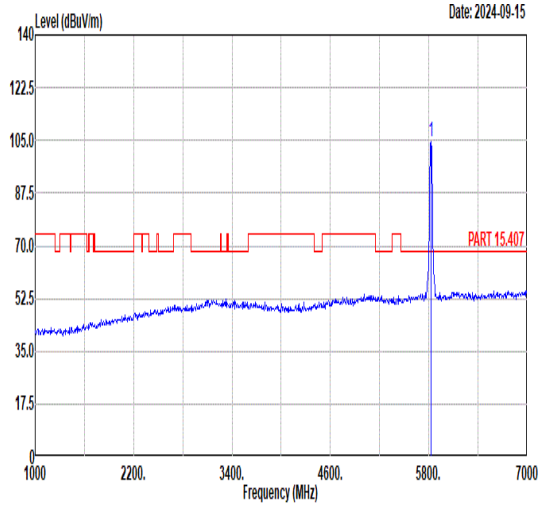 Freq Level Limit Line Margin Read Level Ant Factor Cable Loss Preamp Factor APos TPos Remark MHz dBuV/m dBuV/m dB dBuV dB/m dB dB cm deg 1 5825.00 104.71 ------ ------ 90.36 35.26 11.56 32.47 400 353 PEAK
Avg	Blank	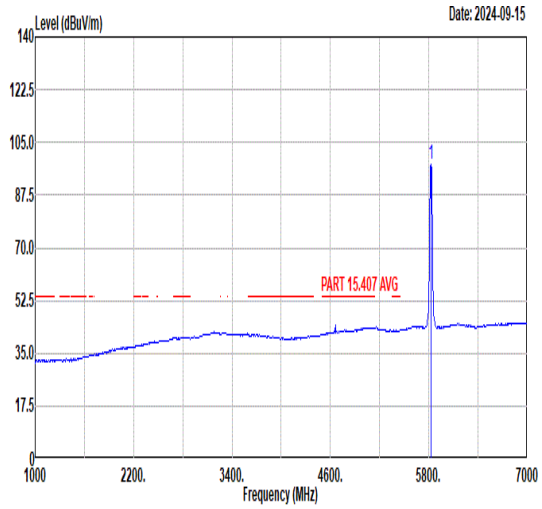 Freq Level Limit Line Margin Read Level Ant Factor Cable Loss Preamp Factor APos TPos Remark MHz dBuV/m dBuV/m dB dBuV dB/m dB dB cm deg 1 5825.00 97.52 ------ ------ 83.16 35.25 11.57 32.46 400 353 AVERAGE

Mode	44	
	Harmonic	
	U-NII-3_5.725-5.85_802.11a_CH165_5825MHz	
ANT	1	
Pol.	Horizontal	Vertical
Peak Avg	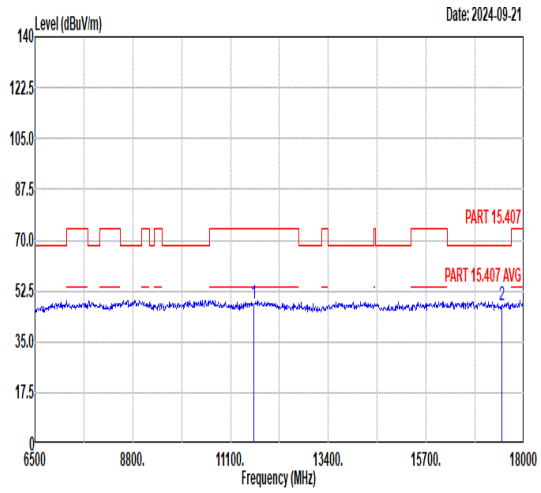 Freq Level Limit Line Margin Read Level Ant Factor Cable Loss Preamp Factor APos TPos Remark MHz dBuV/m dBuV/m dB dBuV dB/m dB dB cm deg 1 11650.00 48.14 74.00 -25.86 43.90 39.92 14.93 50.61 --- --- Peak 2 17475.00 47.48 68.30 -20.82 39.71 42.31 17.63 52.17 --- --- Peak	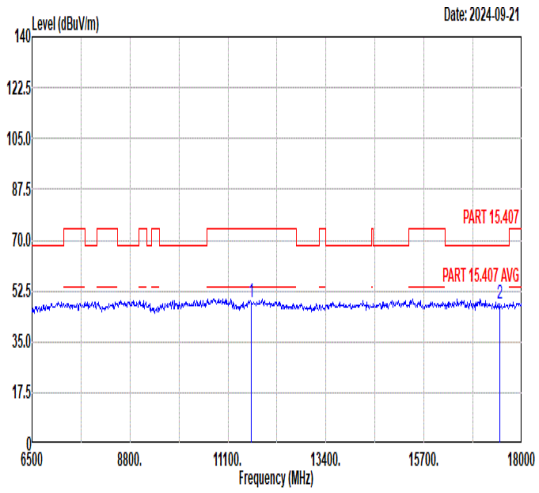 Freq Level Limit Line Margin Read Level Ant Factor Cable Loss Preamp Factor APos TPos Remark MHz dBuV/m dBuV/m dB dBuV dB/m dB dB cm deg 1 11650.00 48.41 74.00 -25.59 44.17 39.92 14.93 50.61 --- --- Peak 2 17475.00 47.98 68.30 -20.32 40.21 42.31 17.63 52.17 --- --- Peak

Mode	45	
	Band Edge	
	U-NII-3_5.725-5.85_802.11n HT20_CH149_5745MHz	
ANT	1	
Pol.	Horizontal	Fundamental
Peak	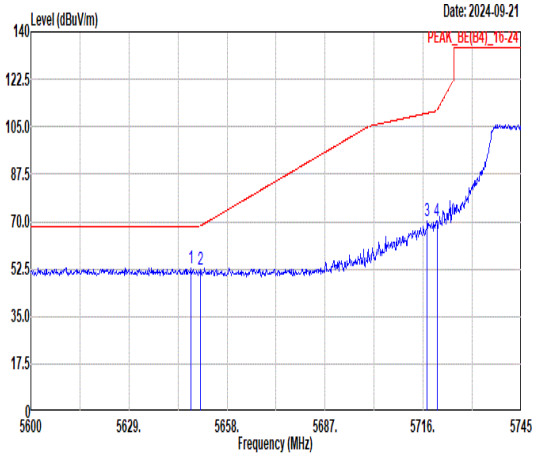 Freq Level Limit Line Margin (dB) Read Level Ant Factor Cable Loss Preamp Factor APos TPos Remark MHz dBuV/m dBuV/m dBuV dB/m dB dB cm deg 1 5647.27 53.08 68.30 -15.22 38.70 35.01 11.69 32.32 400 277 PEAK 2 5650.17 52.19 68.43 -16.24 37.82 35.01 11.69 32.33 400 277 PEAK 3 5717.16 70.19 110.01 -39.82 55.81 35.10 11.66 32.38 400 277 PEAK 4 5720.06 70.11 110.94 -40.83 55.72 35.11 11.66 32.38 400 277 PEAK	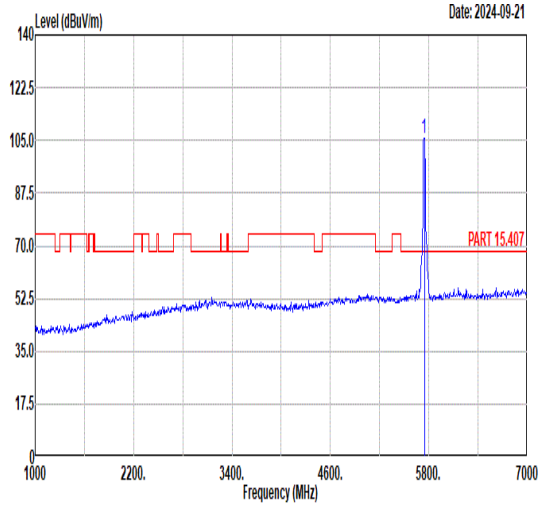 Freq Level Limit Line Margin (dB) Read Level Ant Factor Cable Loss Preamp Factor APos TPos Remark MHz dBuV/m dBuV/m dBuV dB/m dB dB cm deg 1 5745.00 105.77 ------ ------ 91.39 35.15 11.64 32.41 400 277 PEAK
Avg	Blank	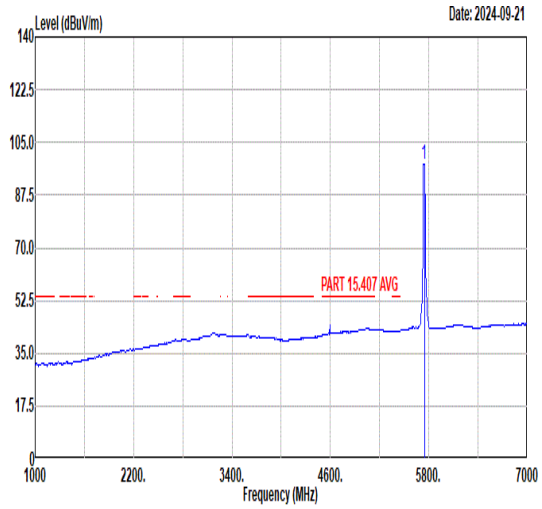 Freq Level Limit Line Margin (dB) Read Level Ant Factor Cable Loss Preamp Factor APos TPos Remark MHz dBuV/m dBuV/m dBuV dB/m dB dB cm deg 1 5745.00 97.99 ------ ------ 83.61 35.15 11.64 32.41 400 277 AVERAGE

Mode	45	
	Band Edge	
	U-NII-3_5.725-5.85_802.11n HT20_CH149_5745MHz	
ANT	1	
Pol.	Vertical	Fundamental
Peak	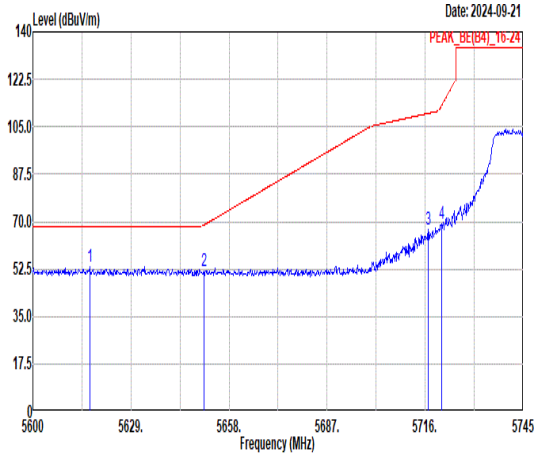 Freq Level Limit Line Margin (dB) Read Level Ant Factor Cable Loss Preamp Factor APos TPos Remark 1 5616.82 53.53 68.30 -14.77 39.17 34.96 11.70 32.30 378 9 PEAK 2 5650.61 51.98 68.75 -16.77 37.61 35.01 11.69 32.33 378 9 PEAK 3 5716.87 67.20 109.92 -42.72 52.82 35.10 11.66 32.38 378 9 PEAK 4 5720.79 69.26 112.59 -43.33 54.87 35.11 11.66 32.38 378 9 PEAK	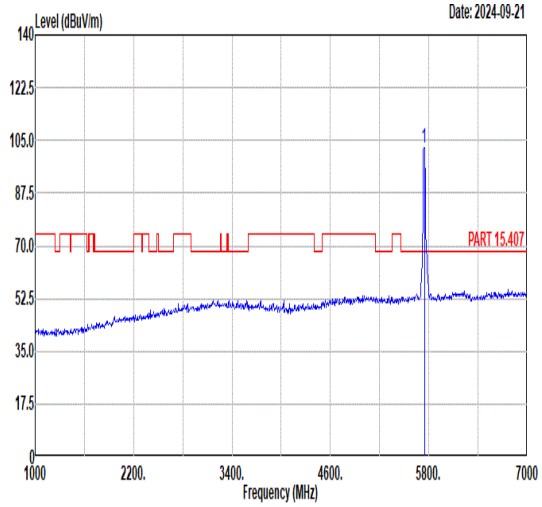 Freq Level Limit Line Margin (dB) Read Level Ant Factor Cable Loss Preamp Factor APos TPos Remark 1 5745.00 102.48 ------ ------ 88.09 35.14 11.65 32.40 378 9 PEAK
Avg	Blank	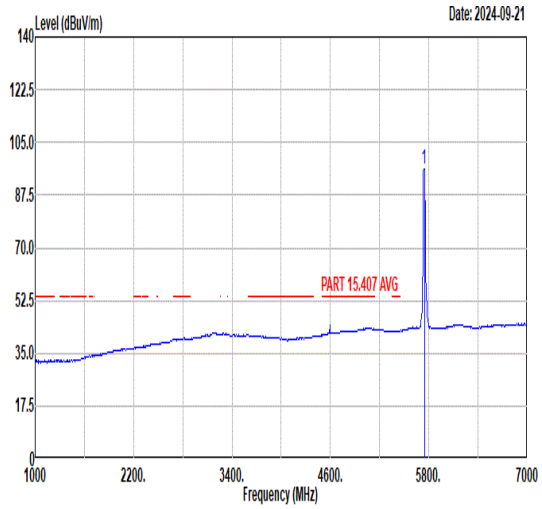 Freq Level Limit Line Margin (dB) Read Level Ant Factor Cable Loss Preamp Factor APos TPos Remark 1 5745.00 96.02 ------ ------ 81.63 35.14 11.65 32.40 378 9 AVERAGE

Mode	45	
	Harmonic	
	U-NII-3_5.725-5.85_802.11n HT20_CH149_5745MHz	
ANT	1	
Pol.	Horizontal	Vertical
Peak Avg	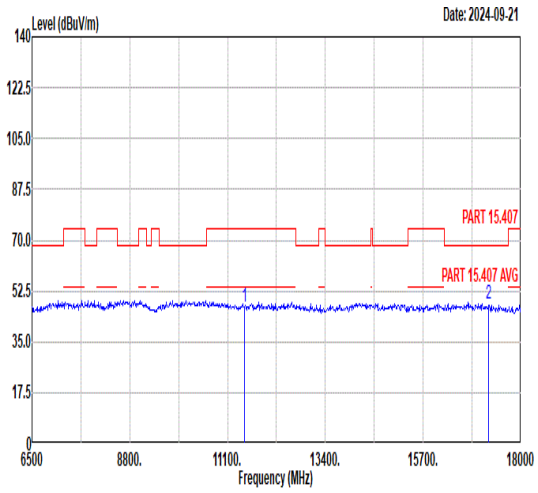 Freq Level Limit Line Margin Read Level Ant Factor Cable Loss Preamp Factor APos TPos Remark MHz dBuV/m dBuV/m dB dBuV dB/m dB dB cm deg 1 11490.00 47.20 74.00 -26.80 43.28 39.79 14.83 50.70 --- --- Peak 2 17235.00 47.89 68.30 -20.41 39.84 42.41 17.57 51.93 --- --- Peak	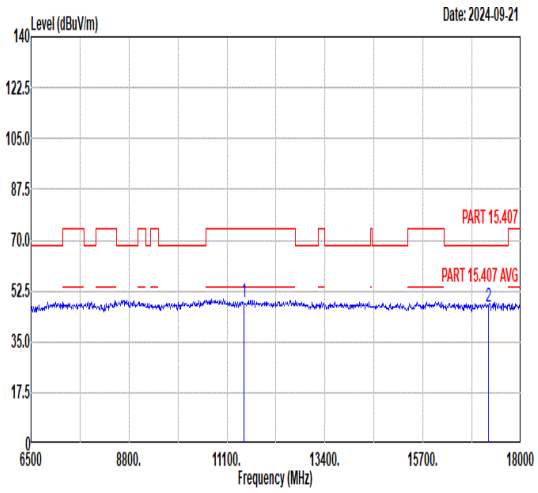 Freq Level Limit Line Margin Read Level Ant Factor Cable Loss Preamp Factor APos TPos Remark MHz dBuV/m dBuV/m dB dBuV dB/m dB dB cm deg 1 11490.00 48.64 74.00 -25.36 44.72 39.79 14.83 50.70 --- --- Peak 2 17235.00 47.21 68.30 -21.09 39.16 42.41 17.57 51.93 --- --- Peak

Mode	46	
	Harmonic	
	U-NII-3_5.725-5.85_802.11n HT20_CH157_5785MHz	
ANT	1	
Pol.	Horizontal	Vertical
Peak Avg	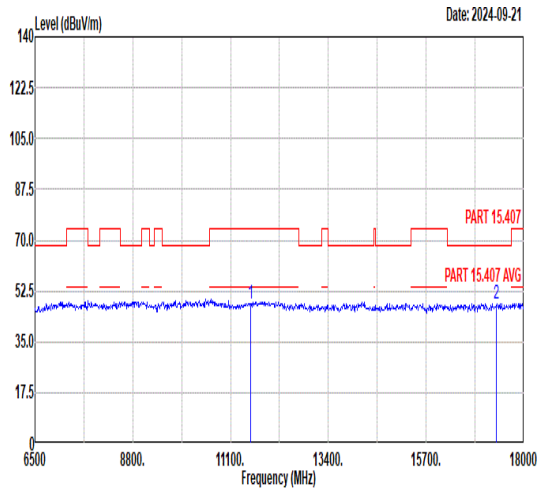 Freq Level Limit Line Margin Read Level Ant Factor Cable Loss Preamp Factor APos TPos Remark MHz dBuV/m dBuV/m dB dBuV dB/m dB dB cm deg 1 11570.00 48.13 74.00 -25.87 44.05 39.86 14.88 50.66 --- --- Peak 2 17355.00 48.00 68.30 -20.30 40.09 42.36 17.60 52.05 --- --- Peak	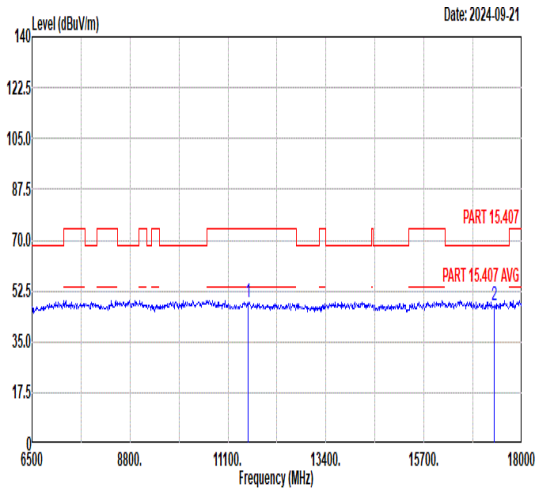 Freq Level Limit Line Margin Read Level Ant Factor Cable Loss Preamp Factor APos TPos Remark MHz dBuV/m dBuV/m dB dBuV dB/m dB dB cm deg 1 11570.00 48.41 74.00 -25.59 44.33 39.86 14.88 50.66 --- --- Peak 2 17355.00 47.35 68.30 -20.95 39.44 42.36 17.60 52.05 --- --- Peak

Mode	47	
	Band Edge	
	U-NII-3_5.725-5.85_802.11n HT20_CH165_5825MHz	
ANT	1	
Pol.	Horizontal	Fundamental
Peak	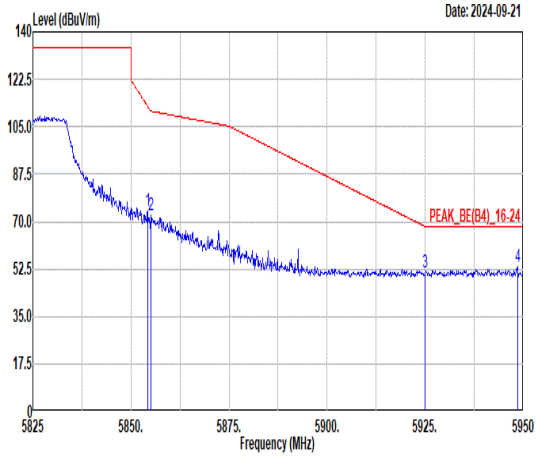 Freq Level Limit Line Margin (dB) Read Level Ant Factor Cable Loss Preamp Factor APos TPos Remark MHz dBuV/m dBuV/m dBuV dB/m dB dB cm deg 1 5854.25 74.08 112.51 -38.43 59.75 35.30 11.52 32.49 292 83 PEAK 2 5855.00 72.16 110.80 -38.64 57.83 35.30 11.52 32.49 292 83 PEAK 3 5925.00 51.00 68.20 -17.20 36.74 35.40 11.40 32.54 292 83 PEAK 4 5948.50 53.46 68.30 -14.84 39.23 35.43 11.36 32.56 292 83 PEAK	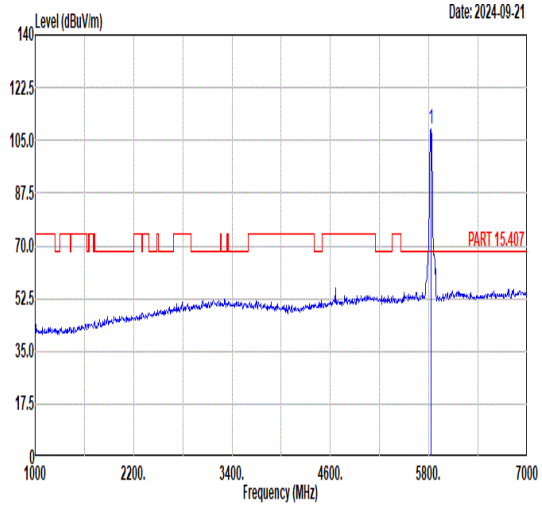 Freq Level Limit Line Margin (dB) Read Level Ant Factor Cable Loss Preamp Factor APos TPos Remark MHz dBuV/m dBuV/m dBuV dB/m dB dB cm deg 1 5825.00 108.80 ------ ------ 94.45 35.26 11.56 32.47 292 83 PEAK
Avg	Blank	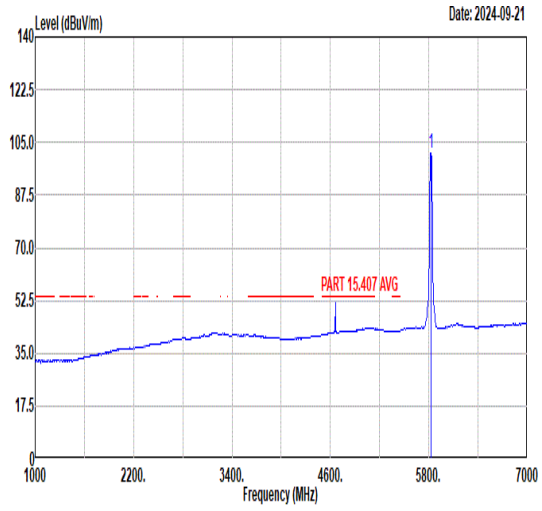 Freq Level Limit Line Margin (dB) Read Level Ant Factor Cable Loss Preamp Factor APos TPos Remark MHz dBuV/m dBuV/m dBuV dB/m dB dB cm deg 1 5825.00 101.46 ------ ------ 87.09 35.25 11.58 32.46 292 83 AVERAGE

Mode	47	
	Band Edge	
	U-NII-3_5.725-5.85_802.11n HT20_CH165_5825MHz	
ANT	1	
Pol.	Vertical	Fundamental
Peak	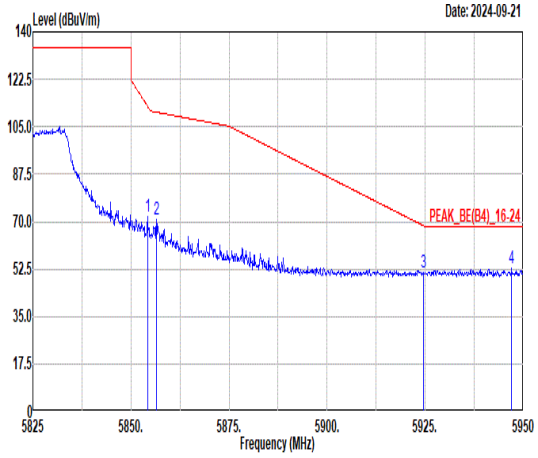 Freq Level Limit Line Margin (dB) Read Level Ant Factor Cable Loss Preamp Factor APos TPos Remark MHz dBuV/m dBuV/m dBuV dB/m dB dB cm deg 1 5854.25 71.79 112.51 -40.72 57.46 35.30 11.52 32.49 350 360 PEAK 2 5856.50 70.70 110.38 -39.68 56.37 35.30 11.52 32.49 350 360 PEAK 3 5924.63 51.41 68.48 -17.07 37.16 35.39 11.40 32.54 350 360 PEAK 4 5947.00 52.74 68.30 -15.56 38.50 35.43 11.37 32.56 350 360 PEAK	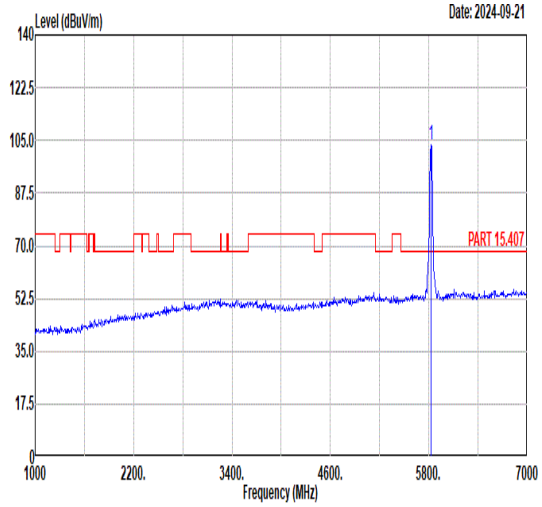 Freq Level Limit Line Margin (dB) Read Level Ant Factor Cable Loss Preamp Factor APos TPos Remark MHz dBuV/m dBuV/m dBuV dB/m dB dB cm deg 1 5825.00 103.57 ------ ------ 89.22 35.26 11.56 32.47 350 360 PEAK
Avg	Blank	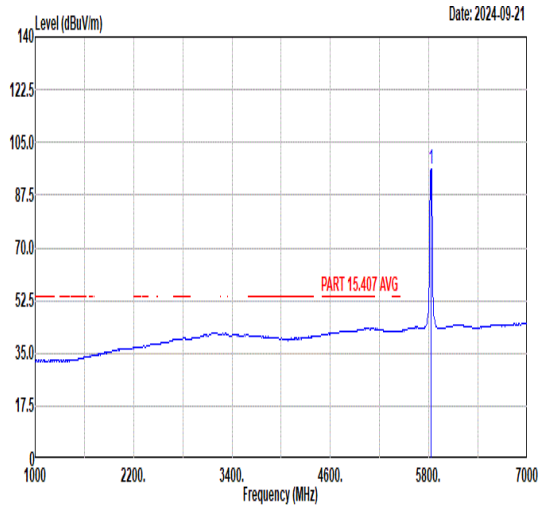 Freq Level Limit Line Margin (dB) Read Level Ant Factor Cable Loss Preamp Factor APos TPos Remark MHz dBuV/m dBuV/m dBuV dB/m dB dB cm deg 1 5825.00 96.41 ------ ------ 82.06 35.26 11.56 32.47 350 360 AVERAGE

Mode	47	
	Harmonic	
	U-NII-3_5.725-5.85_802.11n HT20_CH165_5825MHz	
ANT	1	
Pol.	Horizontal	Vertical
Peak Avg	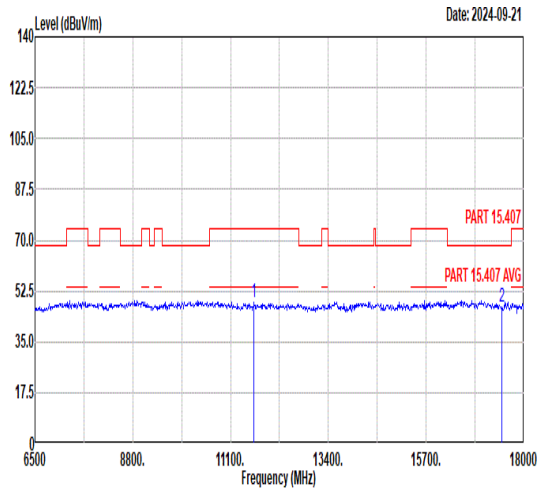 Freq Level Limit Line Margin Read Level Ant Factor Cable Loss Preamp Factor APos TPos Remark MHz dBuV/m dBuV/m dB dBuV dB/m dB dB cm deg 1 11650.00 48.39 74.00 -25.61 44.15 39.92 14.93 50.61 --- --- Peak 2 17475.00 46.81 68.30 -21.49 39.04 42.31 17.63 52.17 --- --- Peak	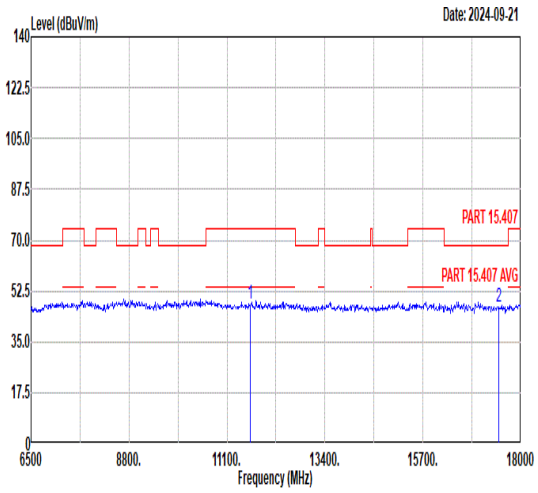 Freq Level Limit Line Margin Read Level Ant Factor Cable Loss Preamp Factor APos TPos Remark MHz dBuV/m dBuV/m dB dBuV dB/m dB dB cm deg 1 11650.00 47.86 74.00 -26.14 43.62 39.92 14.93 50.61 --- --- Peak 2 17475.00 47.05 68.30 -21.25 39.28 42.31 17.63 52.17 --- --- Peak

Mode	48	
	Band Edge - L	
	U-NII-3_5.725-5.85_802.11n HT40_CH151_5755MHz	
ANT	1	
Pol.	Horizontal	Fundamental
Peak	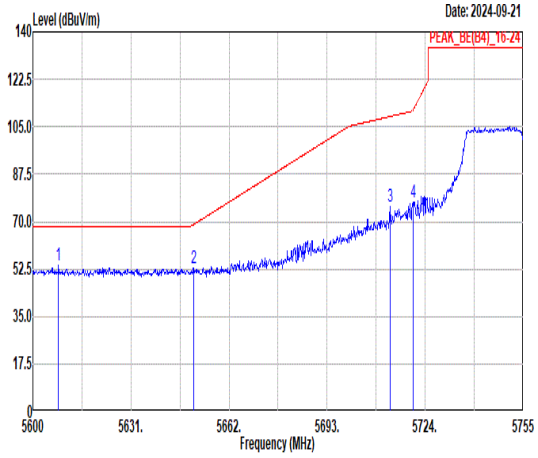 Freq Level Limit Line Margin (dB) Read Level Ant Factor Cable Loss Preamp Factor APos TPos Remark MHz dBuV/m dBuV/m dBuV dB/m dB dB cm deg 1 5608.06 53.65 68.30 -14.65 39.28 34.95 11.71 32.29 269 81 PEAK 2 5650.84 52.94 68.92 -15.98 38.57 35.01 11.69 32.33 269 81 PEAK 3 5712.84 75.40 108.80 -33.40 61.02 35.10 11.66 32.38 269 81 PEAK 4 5720.13 76.88 111.09 -34.21 62.49 35.11 11.66 32.38 269 81 PEAK	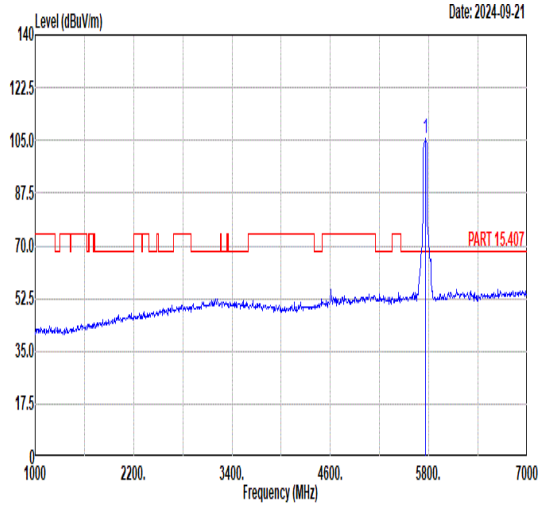 Freq Level Limit Line Margin (dB) Read Level Ant Factor Cable Loss Preamp Factor APos TPos Remark MHz dBuV/m dBuV/m dBuV dB/m dB dB cm deg 1 5755.00 105.44 ------ ------ 91.05 35.17 11.64 32.42 269 81 PEAK
Avg	Blank	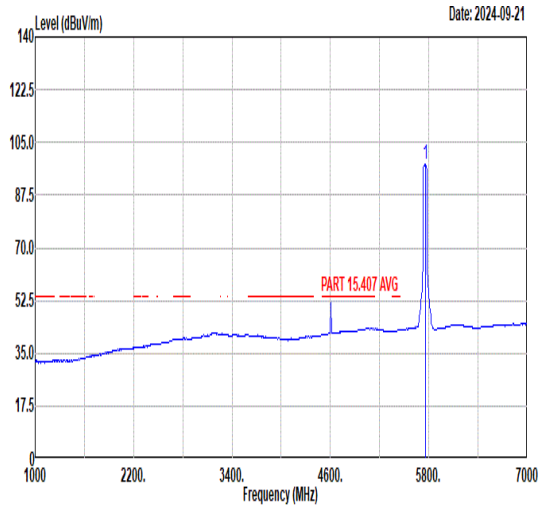 Freq Level Limit Line Margin (dB) Read Level Ant Factor Cable Loss Preamp Factor APos TPos Remark MHz dBuV/m dBuV/m dBuV dB/m dB dB cm deg 1 5755.00 97.73 ------ ------ 83.34 35.16 11.64 32.41 269 81 AVERAGE

Mode	48	
	Band Edge - R	
	U-NII-3_5.725-5.85_802.11n HT40_CH151_5755MHz	
ANT	1	
Pol.	Horizontal	Fundamental
Peak	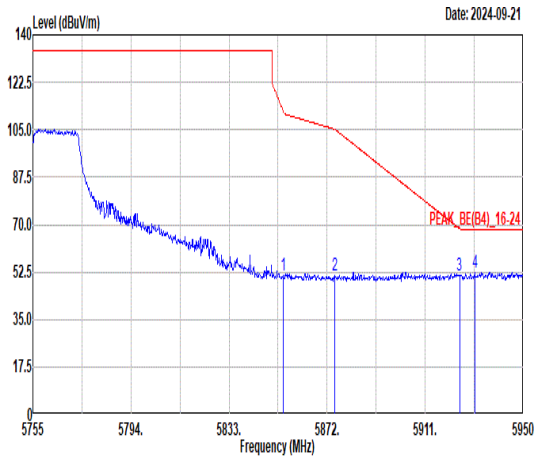 Freq Level Limit Line Margin (dB) Read Level Ant Factor Cable Loss Preamp Factor APos TPos Remark MHz dBuV/m dBuV/m dBuV dB/m dB dB cm deg 1 5854.65 51.02 111.61 -60.59 36.69 35.30 11.52 32.49 269 81 PEAK 2 5874.93 51.01 105.22 -54.21 36.70 35.32 11.49 32.50 269 81 PEAK 3 5924.65 50.98 68.46 -17.48 36.73 35.39 11.40 32.54 269 81 PEAK 4 5930.70 52.51 68.30 -15.79 38.27 35.40 11.39 32.55 269 81 PEAK	Blank

Mode	48	
	Band Edge - L	
	U-NII-3_5.725-5.85_802.11n HT40_CH151_5755MHz	
ANT	1	
Pol.	Vertical	Fundamental
Peak	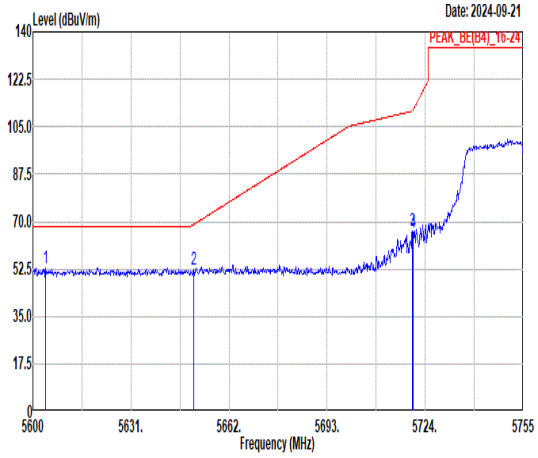 Freq Level Limit Line Margin (dB) Read Level Ant Factor Cable Loss Preamp Factor APos TPos Remark MHz dBuV/m dBuV/m dBuV dB/m dB dB cm deg 1 5604.03 52.77 68.30 -15.53 38.40 34.95 11.71 32.29 396 7 PEAK 2 5650.84 52.24 68.92 -16.68 37.87 35.01 11.69 32.33 396 7 PEAK 3 5719.97 66.50 110.79 -44.29 52.11 35.11 11.66 32.38 396 7 PEAK 4 5720.13 66.24 111.09 -44.85 51.85 35.11 11.66 32.38 396 7 PEAK	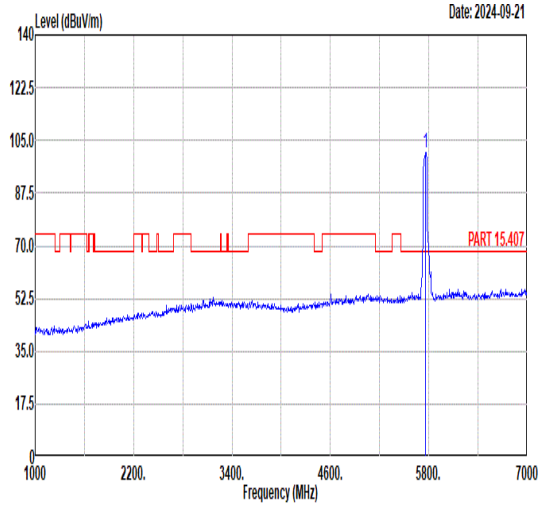 Freq Level Limit Line Margin (dB) Read Level Ant Factor Cable Loss Preamp Factor APos TPos Remark MHz dBuV/m dBuV/m dBuV dB/m dB dB cm deg 1 5755.00 101.05 ------ ------ 86.66 35.18 11.63 32.42 396 7 PEAK
Avg	Blank	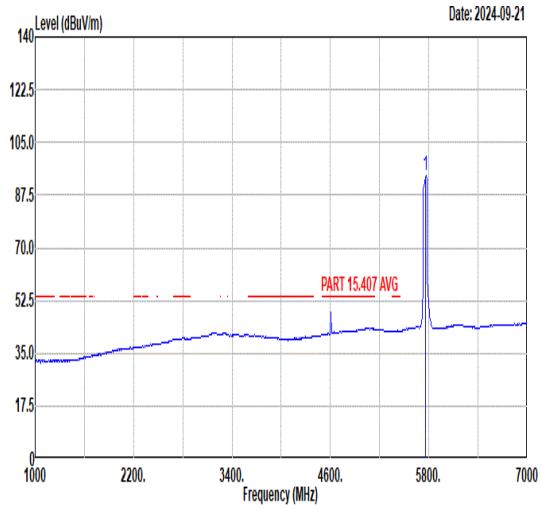 Freq Level Limit Line Margin (dB) Read Level Ant Factor Cable Loss Preamp Factor APos TPos Remark MHz dBuV/m dBuV/m dBuV dB/m dB dB cm deg 1 5755.00 93.80 ------ ------ 79.41 35.18 11.63 32.42 396 7 AVERAGE

Mode	48	
	Band Edge - R	
	U-NII-3_5.725-5.85_802.11n HT40_CH151_5755MHz	
ANT	1	
Pol.	Vertical	Fundamental
Peak	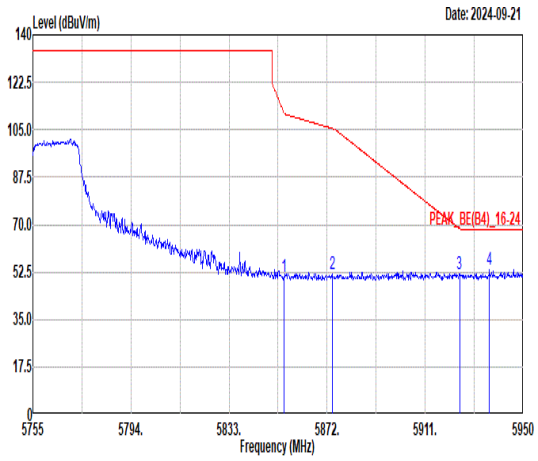 Freq Level Limit Line Margin (dB) Read Level Ant Factor Cable Loss Preamp Factor APos TPos Remark MHz dBuV/m dBuV/m dBuV dB/m dB dB cm deg 1 5854.84 50.50 111.17 -60.67 36.17 35.30 11.52 32.49 396 7 PEAK 2 5874.15 52.03 105.44 -53.41 37.72 35.32 11.49 32.50 396 7 PEAK 3 5924.65 51.88 68.46 -16.58 37.63 35.39 11.40 32.54 396 7 PEAK 4 5936.55 53.50 68.30 -14.80 39.26 35.41 11.38 32.55 396 7 PEAK	Blank

Mode	48	
	Harmonic	
	U-NII-3_5.725-5.85_802.11n HT40_CH151_5755MHz	
ANT	1	
Pol.	Horizontal	Vertical
Peak Avg	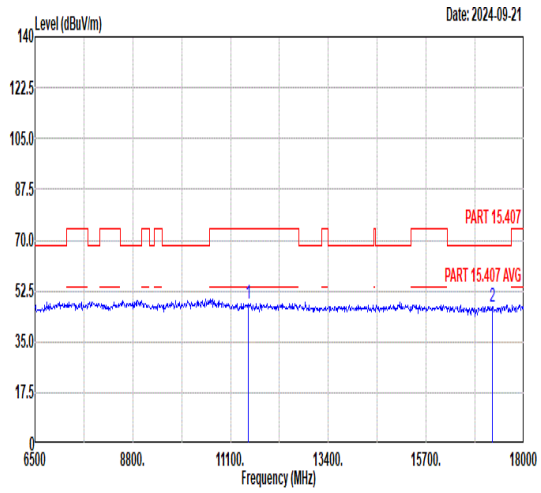 Freq Level Limit Line Margin Read Level Ant Factor Cable Loss Preamp Factor APos TPos Remark MHz dBuV/m dBuV/m dB dBuV dB/m dB dB cm deg 1 11510.00 48.07 74.00 -25.93 44.11 39.81 14.85 50.70 --- --- Peak 2 17265.00 47.07 68.30 -21.23 39.06 42.39 17.58 51.96 --- --- Peak	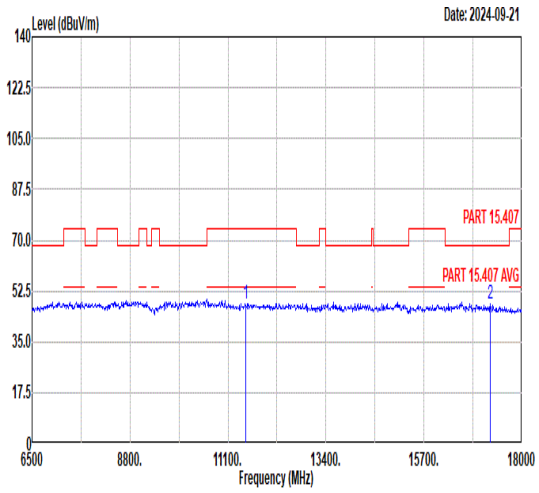 Freq Level Limit Line Margin Read Level Ant Factor Cable Loss Preamp Factor APos TPos Remark MHz dBuV/m dBuV/m dB dBuV dB/m dB dB cm deg 1 11510.00 47.98 74.00 -26.02 44.02 39.81 14.85 50.70 --- --- Peak 2 17265.00 47.91 68.30 -20.39 39.90 42.39 17.58 51.96 --- --- Peak

Mode	49	
	Band Edge - L	
	U-NII-3_5.725-5.85_802.11n HT40_CH159_5795MHz	
ANT	1	
Pol.	Horizontal	Fundamental
Peak	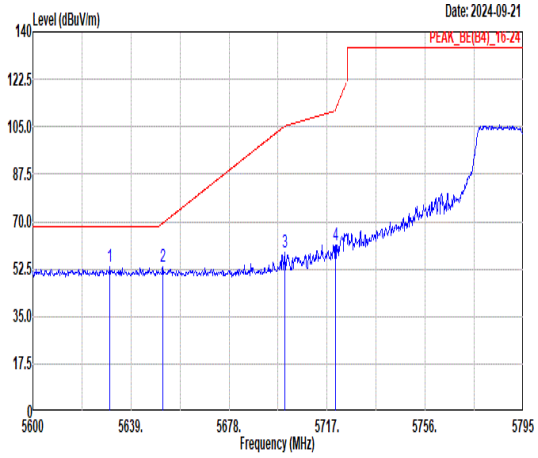 Freq Level Limit Line Margin (dB) Read Level Ant Factor Cable Loss Preamp Factor APos TPos Remark MHz dBuV/m dBuV/m dBuV dB/m dB dB cm deg 1 5630.62 53.14 68.30 -15.16 38.77 34.98 11.70 32.31 273 80 PEAK 2 5651.68 53.53 69.54 -16.01 39.16 35.01 11.69 32.33 273 80 PEAK 3 5700.04 58.82 105.21 -46.39 44.45 35.08 11.66 32.37 273 80 PEAK 4 5720.32 61.32 111.52 -50.20 46.93 35.11 11.66 32.38 273 80 PEAK	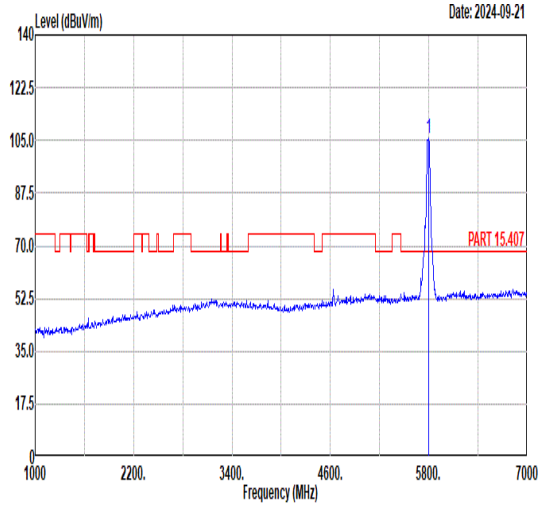 Freq Level Limit Line Margin (dB) Read Level Ant Factor Cable Loss Preamp Factor APos TPos Remark MHz dBuV/m dBuV/m dBuV dB/m dB dB cm deg 1 5795.00 105.46 ------ ------ 91.07 35.21 11.62 32.44 273 80 PEAK
Avg	Blank	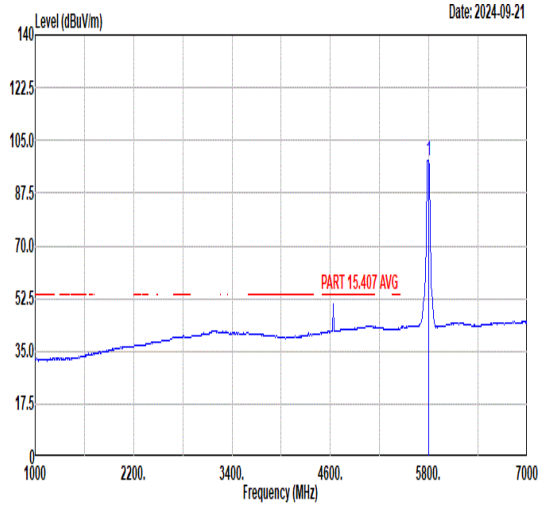 Freq Level Limit Line Margin (dB) Read Level Ant Factor Cable Loss Preamp Factor APos TPos Remark MHz dBuV/m dBuV/m dBuV dB/m dB dB cm deg 1 5795.00 98.22 ------ ------ 83.83 35.19 11.63 32.43 273 80 AVERAGE

Mode	49	
	Band Edge - R	
	U-NII-3_5.725-5.85_802.11n HT40_CH159_5795MHz	
ANT	1	
Pol.	Horizontal	Fundamental
Peak	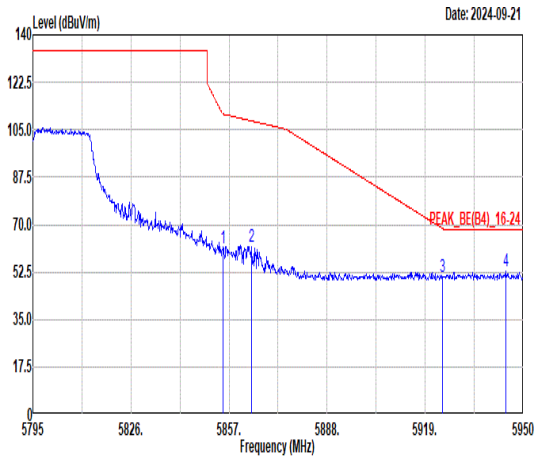 Freq Level Limit Line Margin (dB) Read Level Ant Factor Cable Loss Preamp Factor APos TPos Remark MHz dBuV/m dBuV/m dBuV dB/m dB dB cm deg 1 5854.99 61.48 110.83 -49.35 47.15 35.30 11.52 32.49 273 80 PEAK 2 5864.13 61.97 108.24 -46.27 47.64 35.31 11.51 32.49 273 80 PEAK 3 5924.58 50.91 68.51 -17.60 36.66 35.39 11.40 32.54 273 80 PEAK 4 5944.42 52.74 68.30 -15.56 38.51 35.42 11.37 32.56 273 80 PEAK	Blank

Mode	49	
	Band Edge - L	
	U-NII-3_5.725-5.85_802.11n HT40_CH159_5795MHz	
ANT	1	
Pol.	Vertical	Fundamental
Peak	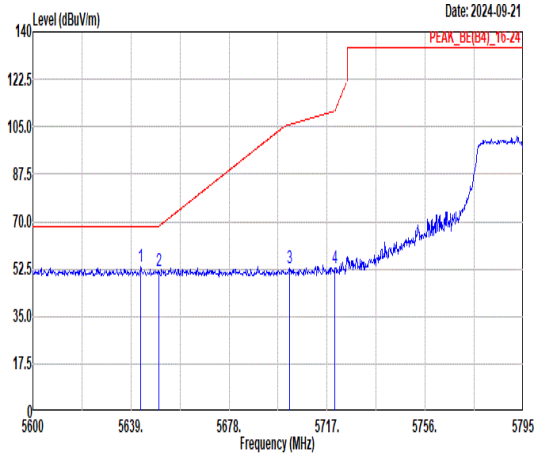 Freq Level Limit Line Margin (dB) Read Level Ant Factor Cable Loss Preamp Factor APos TPos Remark MHz dBuV/m dBuV/m dBuV dB/m dB dB cm deg 1 5642.90 53.11 68.30 -15.19 38.74 35.00 11.69 32.32 370 356 PEAK 2 5650.12 51.83 68.39 -16.56 37.46 35.01 11.69 32.33 370 356 PEAK 3 5701.99 53.04 105.76 -52.72 38.67 35.08 11.66 32.37 370 356 PEAK 4 5720.12 52.72 111.07 -58.35 38.33 35.11 11.66 32.38 370 356 PEAK	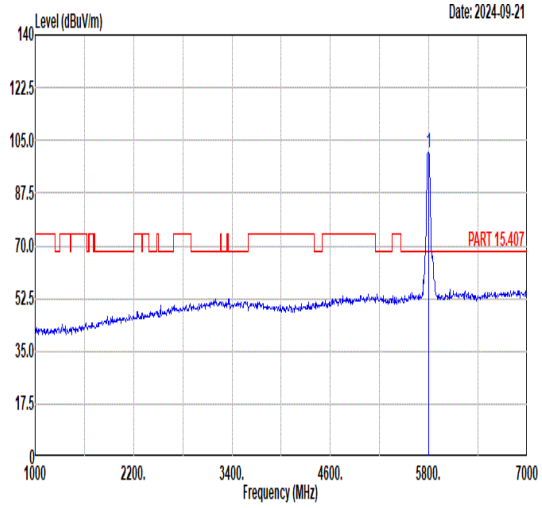 Freq Level Limit Line Margin (dB) Read Level Ant Factor Cable Loss Preamp Factor APos TPos Remark MHz dBuV/m dBuV/m dBuV dB/m dB dB cm deg 1 5795.00 101.10 ------ ------ 86.72 35.20 11.62 32.44 370 356 PEAK
Avg	Blank	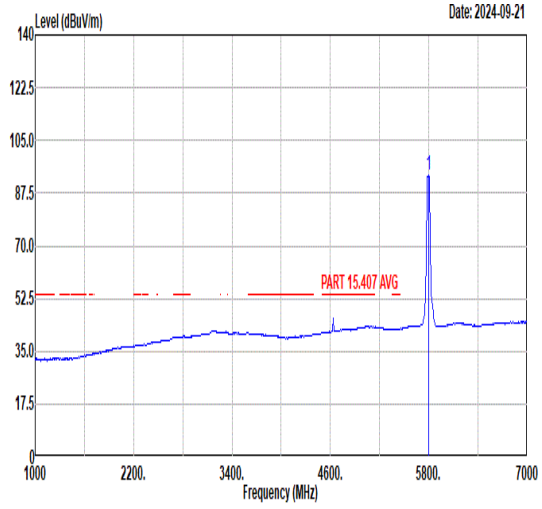 Freq Level Limit Line Margin (dB) Read Level Ant Factor Cable Loss Preamp Factor APos TPos Remark MHz dBuV/m dBuV/m dBuV dB/m dB dB cm deg 1 5795.00 93.25 ------ ------ 78.86 35.21 11.62 32.44 370 356 AVERAGE

Mode	49	
	Band Edge - R	
	U-NII-3_5.725-5.85_802.11n HT40_CH159_5795MHz	
ANT	1	
Pol.	Vertical	Fundamental
Peak	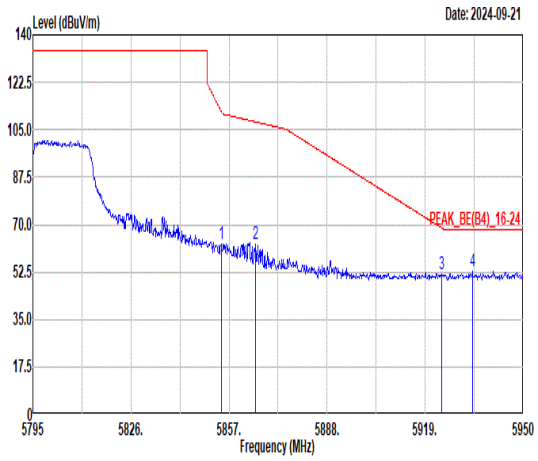 Freq Level Limit Line Margin (dB) Read Level Ant Factor Cable Loss Preamp Factor APos TPos Remark MHz dBuV/m dBuV/m dBuV dB/m dB dB cm deg 1 5854.52 62.63 111.89 -49.26 48.30 35.30 11.52 32.49 370 356 PEAK 2 5865.37 62.98 107.89 -44.91 48.67 35.31 11.50 32.50 370 356 PEAK 3 5924.12 51.99 68.85 -16.86 37.74 35.39 11.40 32.54 370 356 PEAK 4 5933.88 52.76 68.30 -15.54 38.51 35.41 11.39 32.55 370 356 PEAK	Blank

Mode	49	
	Harmonic	
	U-NII-3_5.725-5.85_802.11n HT40_CH159_5795MHz	
ANT	1	
Pol.	Horizontal	Vertical
Peak Avg	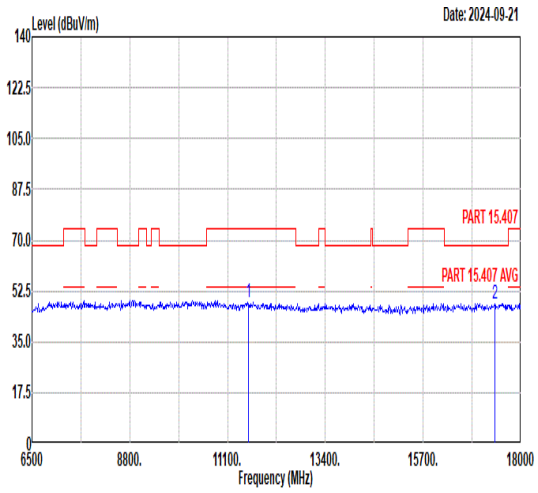 Freq Level Limit Line Margin Read Level Ant Factor Cable Loss Preamp Factor APos TPos Remark MHz dBuV/m dBuV/m dB dBuV dB/m dB dB cm deg 1 11590.00 48.72 74.00 -25.28 44.61 39.87 14.89 50.65 --- --- Peak 2 17385.00 47.98 68.30 -20.32 40.10 42.35 17.61 52.08 --- --- Peak	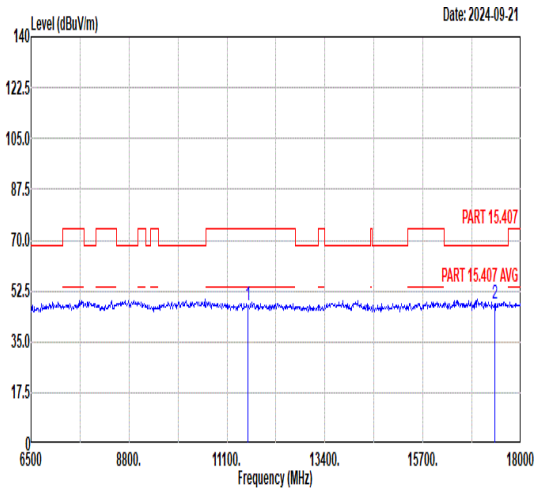 Freq Level Limit Line Margin Read Level Ant Factor Cable Loss Preamp Factor APos TPos Remark MHz dBuV/m dBuV/m dB dBuV dB/m dB dB cm deg 1 11590.00 47.32 74.00 -26.68 43.21 39.87 14.89 50.65 --- --- Peak 2 17385.00 48.21 68.30 -20.09 40.33 42.35 17.61 52.08 --- --- Peak

Mode	50	
	Band Edge	
	U-NII-3_5.725-5.85_802.11ax HE20_CH149_5745MHz	
ANT	1	
Pol.	Horizontal	Fundamental
Peak	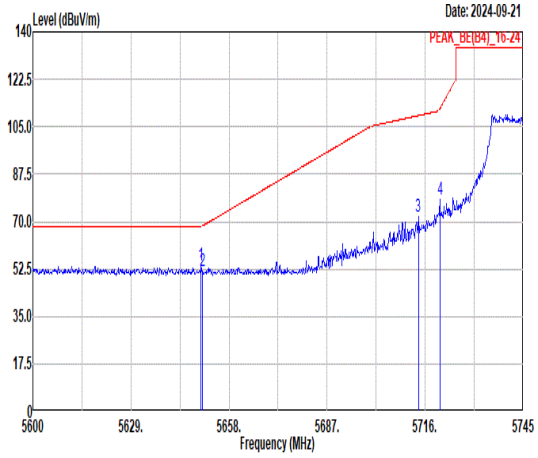 Freq Level Limit Line Margin (dB) Read Level Ant Factor Cable Loss Preamp Factor APos TPos Remark MHz dBuV/m dBuV/m dBuV dB/m dB dB cm deg 1 5649.74 53.86 68.30 -14.44 39.49 35.01 11.69 32.33 367 80 PEAK 2 5650.17 51.52 68.43 -16.91 37.15 35.01 11.69 32.33 367 80 PEAK 3 5713.97 71.79 109.11 -37.32 57.41 35.10 11.66 32.38 367 80 PEAK 4 5720.35 78.06 111.60 -33.54 63.67 35.11 11.66 32.38 367 80 PEAK	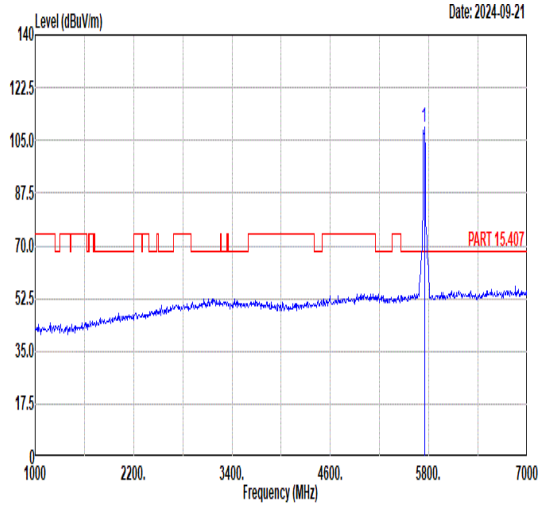 Freq Level Limit Line Margin (dB) Read Level Ant Factor Cable Loss Preamp Factor APos TPos Remark MHz dBuV/m dBuV/m dBuV dB/m dB dB cm deg 1 5745.00 109.19 ------ ------ 94.81 35.15 11.64 32.41 367 80 PEAK
Avg	Blank	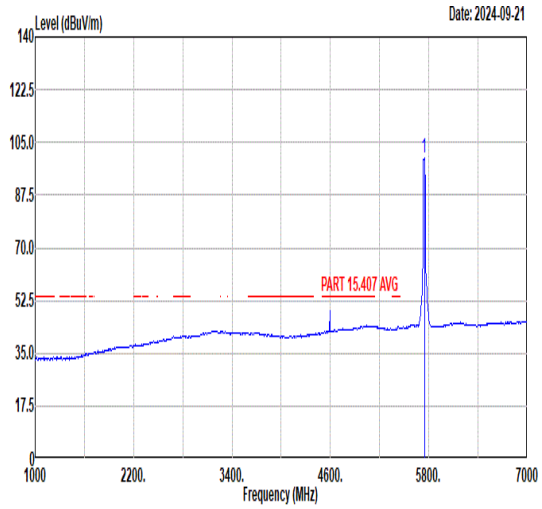 Freq Level Limit Line Margin (dB) Read Level Ant Factor Cable Loss Preamp Factor APos TPos Remark MHz dBuV/m dBuV/m dBuV dB/m dB dB cm deg 1 5745.00 99.59 ------ ------ 85.21 35.15 11.64 32.41 367 80 AVERAGE

Mode	50	
	Band Edge	
	U-NII-3_5.725-5.85_802.11ax HE20_CH149_5745MHz	
ANT	1	
Pol.	Vertical	Fundamental
Peak	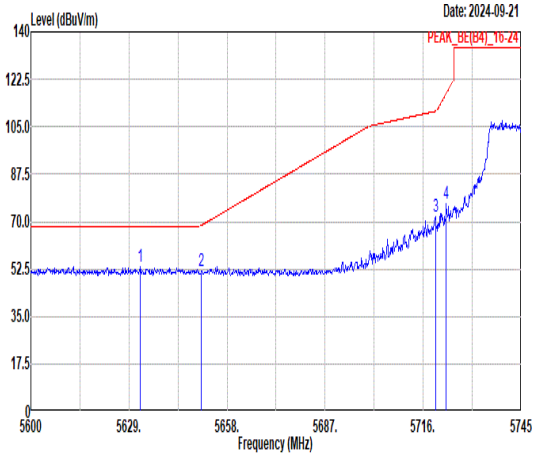 Freq Level Limit Line Margin (dB) Read Level Ant Factor Cable Loss Preamp Factor APos TPos Remark MHz dBuV/m dBuV/m dBuV dB/m dB dB cm deg 1 5632.34 53.39 68.30 -14.91 39.01 34.99 11.70 32.31 378 8 PEAK 2 5650.46 51.93 68.64 -16.71 37.56 35.01 11.69 32.33 378 8 PEAK 3 5719.63 71.69 110.70 -39.01 57.30 35.11 11.66 32.38 378 8 PEAK 4 5722.82 76.43 117.22 -40.79 62.05 35.11 11.65 32.38 378 8 PEAK	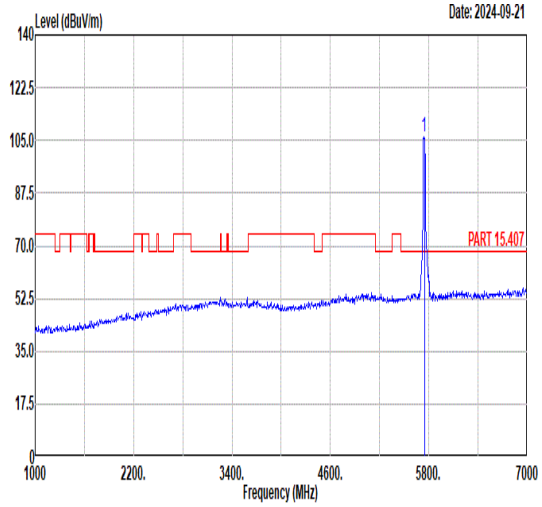 Freq Level Limit Line Margin (dB) Read Level Ant Factor Cable Loss Preamp Factor APos TPos Remark MHz dBuV/m dBuV/m dBuV dB/m dB dB cm deg 1 5745.00 106.36 ------ ------ 91.97 35.14 11.65 32.40 378 8 PEAK
Avg	Blank	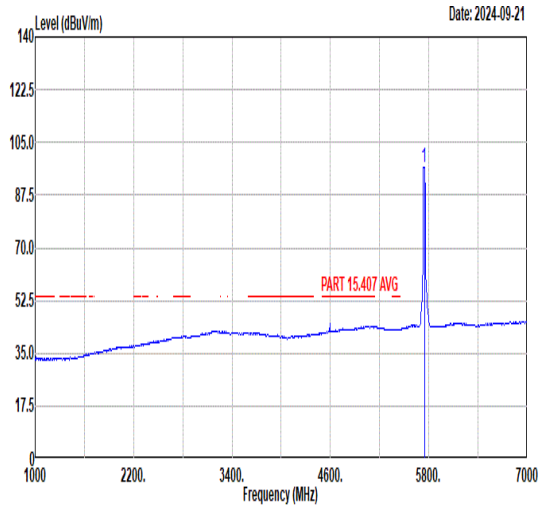 Freq Level Limit Line Margin (dB) Read Level Ant Factor Cable Loss Preamp Factor APos TPos Remark MHz dBuV/m dBuV/m dBuV dB/m dB dB cm deg 1 5745.00 96.91 ------ ------ 82.53 35.15 11.64 32.41 378 8 AVERAGE

Mode	50	
	Harmonic	
	U-NII-3_5.725-5.85_802.11ax HE20_CH149_5745MHz	
ANT	1	
Pol.	Horizontal	Vertical
Peak Avg	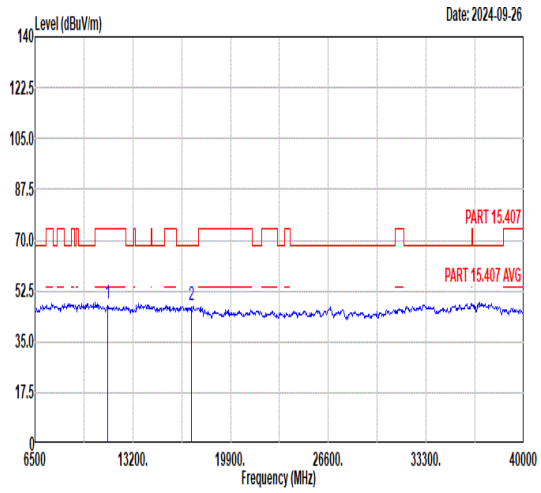 Freq Level Limit Line Margin Read Level Ant Factor Cable Loss Preamp Factor APos TPos Remark MHz dBuV/m dBuV/m dB dBuV dB/m dB dB cm deg 1 11490.00 48.10 74.00 -25.90 44.18 39.79 14.83 50.70 --- --- Peak 2 17235.00 47.74 68.30 -20.56 39.69 42.41 17.57 51.93 --- --- Peak	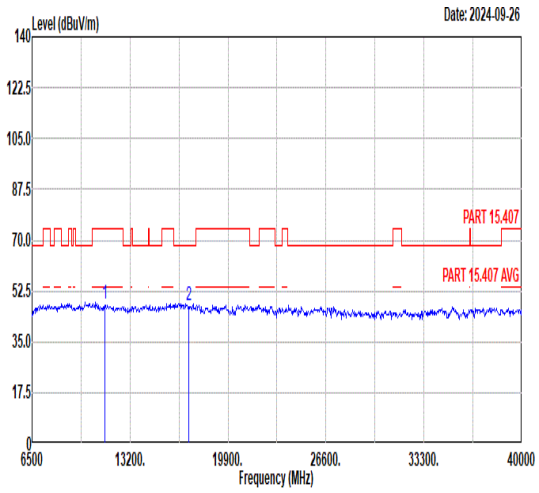 Freq Level Limit Line Margin Read Level Ant Factor Cable Loss Preamp Factor APos TPos Remark MHz dBuV/m dBuV/m dB dBuV dB/m dB dB cm deg 1 11490.00 48.31 74.00 -25.69 44.39 39.79 14.83 50.70 --- --- Peak 2 17235.00 47.70 68.30 -20.60 39.65 42.41 17.57 51.93 --- --- Peak

Mode	51	
	Harmonic	
	U-NII-3_5.725-5.85_802.11ax HE20_CH157_5785MHz	
ANT	1	
Pol.	Horizontal	Vertical
Peak Avg	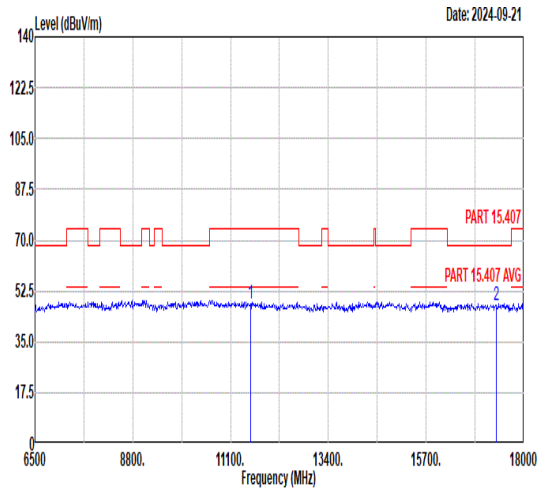 Freq Level Limit Line Margin Read Level Ant Factor Cable Loss Preamp Factor APos TPos Remark MHz dBuV/m dBuV/m dB dBuV dB/m dB dB cm deg 1 11570.00 48.03 74.00 -25.97 43.95 39.86 14.88 50.66 --- --- Peak 2 17355.00 47.63 68.30 -20.67 39.72 42.36 17.60 52.05 --- --- Peak	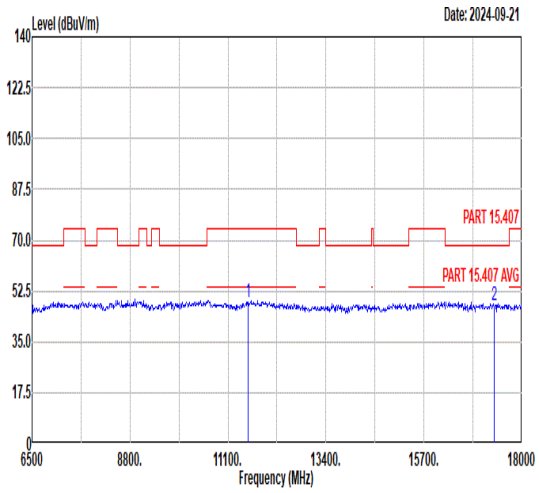 Freq Level Limit Line Margin Read Level Ant Factor Cable Loss Preamp Factor APos TPos Remark MHz dBuV/m dBuV/m dB dBuV dB/m dB dB cm deg 1 11570.00 48.73 74.00 -25.27 44.65 39.86 14.88 50.66 --- --- Peak 2 17355.00 47.45 68.30 -20.85 39.54 42.36 17.60 52.05 --- --- Peak

Mode	52	
	Band Edge	
	U-NII-3_5.725-5.85_802.11ax HE20_CH165_5825MHz	
ANT	1	
Pol.	Horizontal	Fundamental
Peak	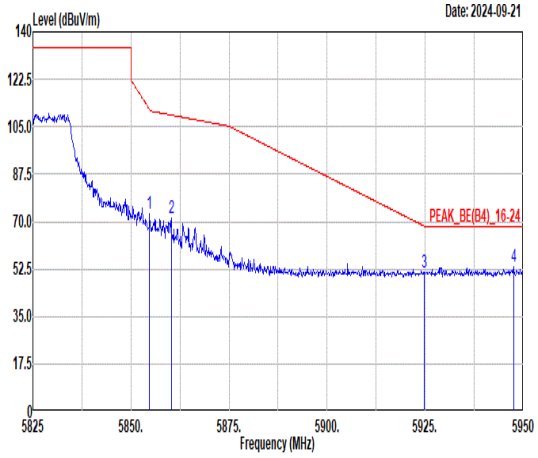 Freq Level Limit Line Margin (dB) Read Level Ant Factor Cable Loss Preamp Factor APos TPos Remark MHz dBuV/m dBuV/m dBuV dB/m dB dB cm deg 1 5854.75 72.79 111.37 -38.58 58.46 35.30 11.52 32.49 375 80 PEAK 2 5860.25 71.25 109.33 -38.08 56.93 35.30 11.51 32.49 375 80 PEAK 3 5924.75 51.49 68.38 -16.89 37.24 35.39 11.40 32.54 375 80 PEAK 4 5947.50 53.28 68.30 -15.02 39.04 35.43 11.37 32.56 375 80 PEAK	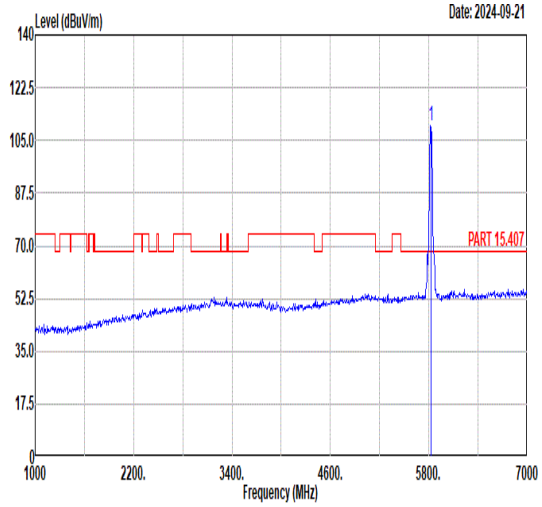 Freq Level Limit Line Margin (dB) Read Level Ant Factor Cable Loss Preamp Factor APos TPos Remark MHz dBuV/m dBuV/m dBuV dB/m dB dB cm deg 1 5825.00 109.72 ------ ------ 95.35 35.25 11.58 32.46 375 80 PEAK
Avg	Blank	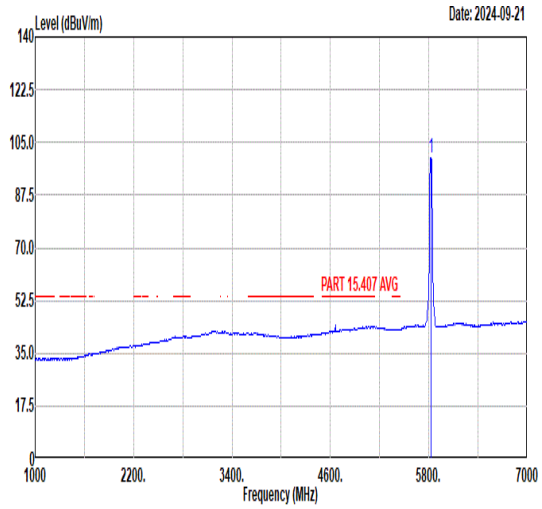 Freq Level Limit Line Margin (dB) Read Level Ant Factor Cable Loss Preamp Factor APos TPos Remark MHz dBuV/m dBuV/m dBuV dB/m dB dB cm deg 1 5825.00 99.87 ------ ------ 85.50 35.25 11.58 32.46 375 80 AVERAGE

Mode	52	
	Band Edge	
	U-NII-3_5.725-5.85_802.11ax HE20_CH165_5825MHz	
ANT	1	
Pol.	Vertical	Fundamental
Peak	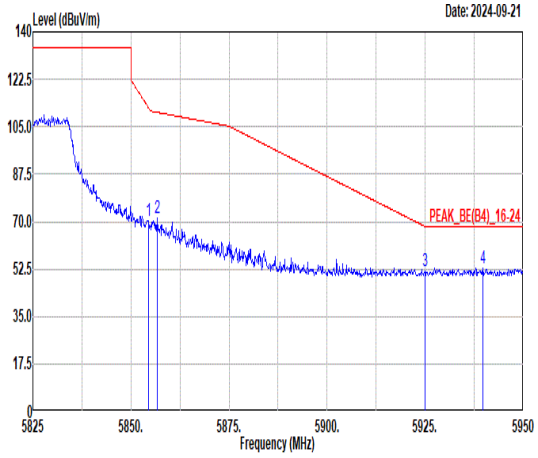 Freq Level Limit Line Margin (dB) Read Level Ant Factor Cable Loss Preamp Factor APos TPos Remark MHz dBuV/m dBuV/m dBuV dB/m dB dB cm deg 1 5854.50 70.20 111.94 -41.74 55.87 35.30 11.52 32.49 387 8 PEAK 2 5856.63 71.24 110.34 -39.10 56.91 35.30 11.52 32.49 387 8 PEAK 3 5924.88 51.85 68.29 -16.44 37.60 35.39 11.40 32.54 387 8 PEAK 4 5939.63 53.08 68.30 -15.22 38.83 35.42 11.38 32.55 387 8 PEAK	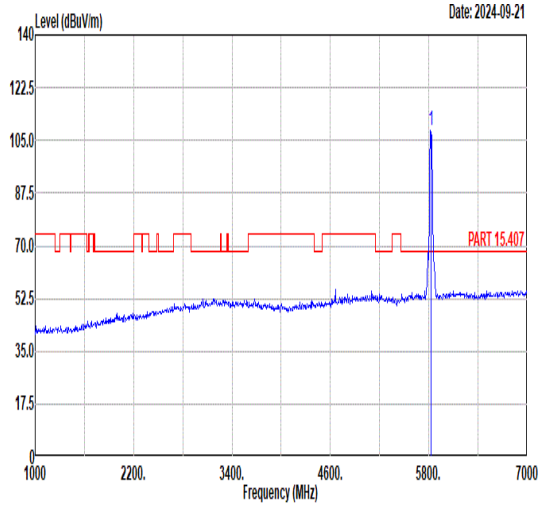 Freq Level Limit Line Margin (dB) Read Level Ant Factor Cable Loss Preamp Factor APos TPos Remark MHz dBuV/m dBuV/m dBuV dB/m dB dB cm deg 1 5825.00 108.06 ------ ------ 93.69 35.25 11.58 32.46 387 8 PEAK
Avg	Blank	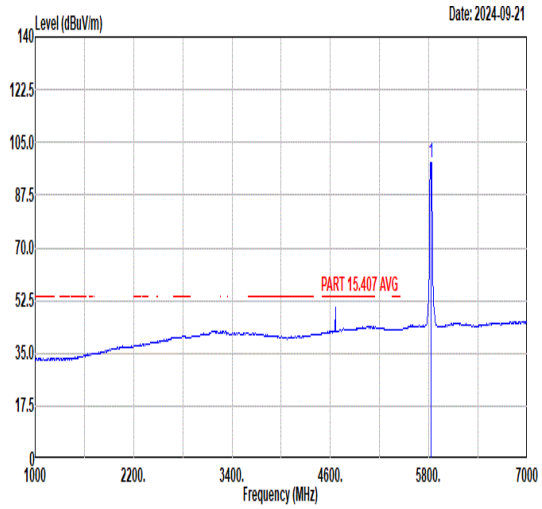 Freq Level Limit Line Margin (dB) Read Level Ant Factor Cable Loss Preamp Factor APos TPos Remark MHz dBuV/m dBuV/m dBuV dB/m dB dB cm deg 1 5825.00 98.20 ------ ------ 83.83 35.25 11.58 32.46 387 8 AVERAGE

Mode	52	
	Harmonic	
	U-NII-3_5.725-5.85_802.11ax HE20_CH165_5825MHz	
ANT	1	
Pol.	Horizontal	Vertical
Peak Avg	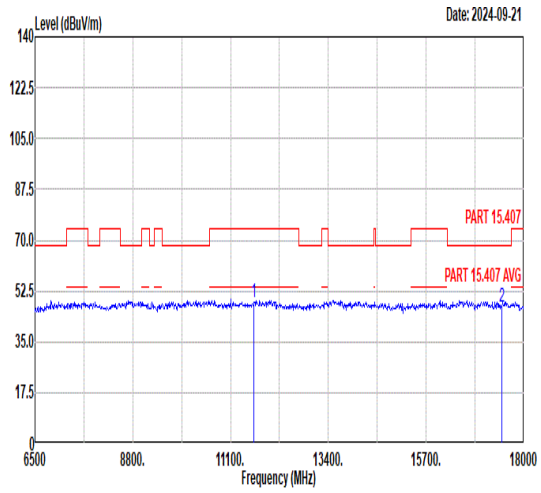 Freq Level Limit Line Margin Read Level Ant Factor Cable Loss Preamp Factor APos TPos Remark MHz dBuV/m dBuV/m dB dBuV dB/m dB dB cm deg 1 11650.00 48.53 74.00 -25.47 44.29 39.92 14.93 50.61 --- --- Peak 2 17475.00 47.00 68.30 -21.30 39.23 42.31 17.63 52.17 --- --- Peak	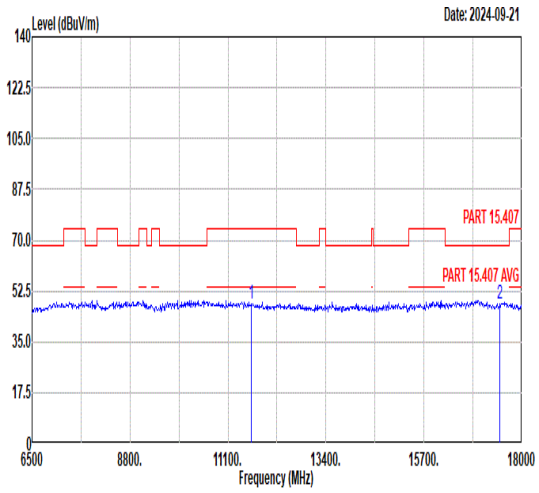 Freq Level Limit Line Margin Read Level Ant Factor Cable Loss Preamp Factor APos TPos Remark MHz dBuV/m dBuV/m dB dBuV dB/m dB dB cm deg 1 11650.00 48.01 74.00 -25.99 43.77 39.92 14.93 50.61 --- --- Peak 2 17475.00 47.94 68.30 -20.36 40.17 42.31 17.63 52.17 --- --- Peak

Mode	53	
	Band Edge - L	
	U-NII-3_5.725-5.85_802.11ax HE40_CH151_5755MHz	
ANT	1	
Pol.	Horizontal	Fundamental
Peak	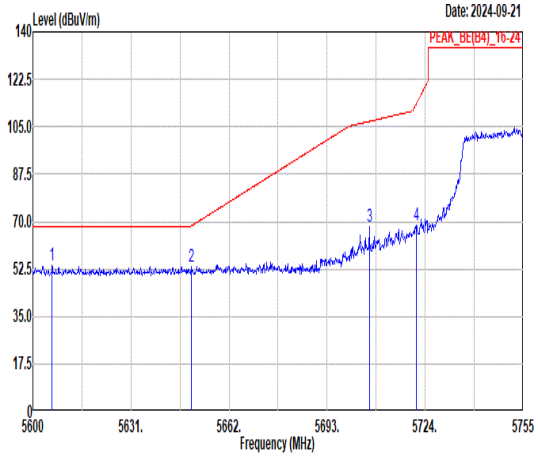 Freq Level Limit Line Margin (dB) Read Level Ant Factor Cable Loss Preamp Factor APos TPos Remark MHz dBuV/m dBuV/m dBuV dB/m dB dB cm deg 1 5606.05 53.68 68.30 -14.62 39.31 34.95 11.71 32.29 383 82 PEAK 2 5650.07 53.16 68.35 -15.19 38.79 35.01 11.69 32.33 383 82 PEAK 3 5706.33 68.41 106.97 -38.56 54.03 35.09 11.66 32.37 383 82 PEAK 4 5721.21 68.87 113.56 -44.69 54.49 35.11 11.65 32.38 383 82 PEAK	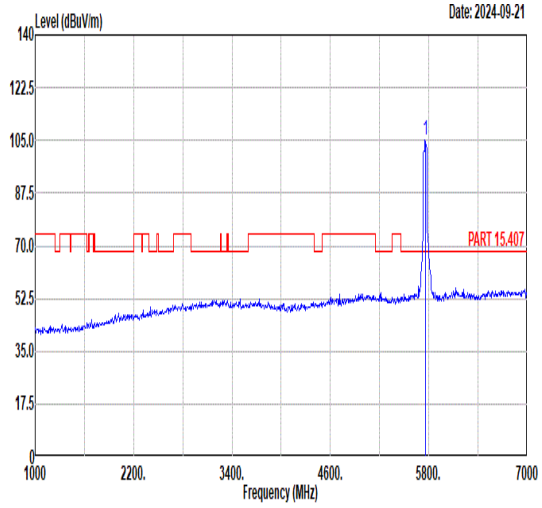 Freq Level Limit Line Margin (dB) Read Level Ant Factor Cable Loss Preamp Factor APos TPos Remark MHz dBuV/m dBuV/m dBuV dB/m dB dB cm deg 1 5755.00 105.26 ------ ------ 90.88 35.15 11.64 32.41 383 82 PEAK
Avg	Blank	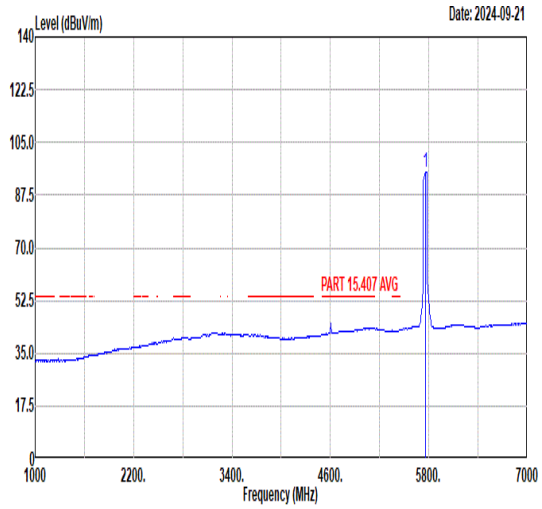 Freq Level Limit Line Margin (dB) Read Level Ant Factor Cable Loss Preamp Factor APos TPos Remark MHz dBuV/m dBuV/m dBuV dB/m dB dB cm deg 1 5755.00 95.01 ------ ------ 80.62 35.17 11.64 32.42 383 82 AVERAGE

Mode	53	
	Band Edge - R	
	U-NII-3_5.725-5.85_802.11ax HE40_CH151_5755MHz	
ANT	1	
Pol.	Horizontal	Fundamental
Peak	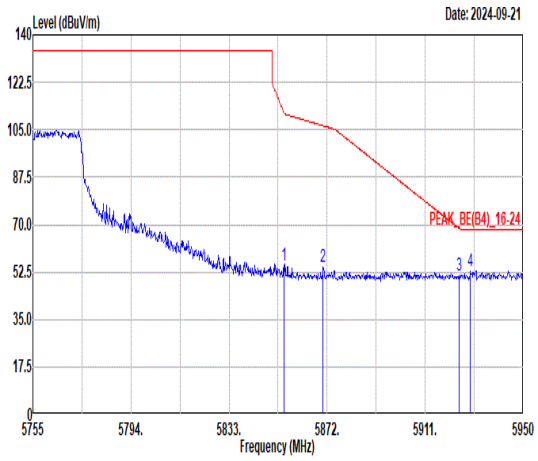 Freq Level Limit Line Margin (dB) Read Level Ant Factor Cable Loss Preamp Factor APos TPos Remark MHz dBuV/m dBuV/m dBuV dB/m dB dB cm deg 1 5854.84 54.70 111.17 -56.47 40.37 35.30 11.52 32.49 383 82 PEAK 2 5870.44 54.29 106.48 -52.19 39.97 35.32 11.50 32.50 383 82 PEAK 3 5924.46 51.40 68.60 -17.20 37.15 35.39 11.40 32.54 383 82 PEAK 4 5928.94 53.03 68.30 -15.27 38.78 35.40 11.40 32.55 383 82 PEAK	Blank

Mode	53
	Band Edge - L
	U-NII-3_5.725-5.85_802.11ax HE40_CH151_5755MHz
ANT	1

Pol.	Vertical	Fundamental
Peak	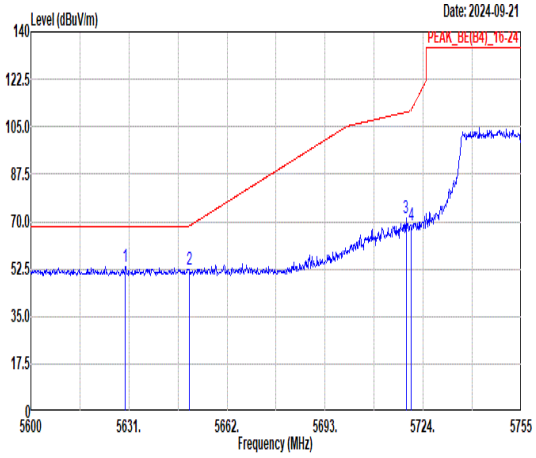 Freq Level Limit Line Margin (dB) Read Level Ant Factor Cable Loss Preamp Factor APos TPos Remark MHz dBuV/m dBuV/m dBuV dB/m dB dB cm deg 1 5629.92 53.55 68.30 -14.75 39.18 34.98 11.70 32.31 359 8 PEAK 2 5650.07 52.09 68.35 -16.26 37.72 35.01 11.69 32.33 359 8 PEAK 3 5718.58 71.40 110.40 -39.00 57.01 35.11 11.66 32.38 359 8 PEAK 4 5720.13 68.57 111.09 -42.52 54.18 35.11 11.66 32.38 359 8 PEAK	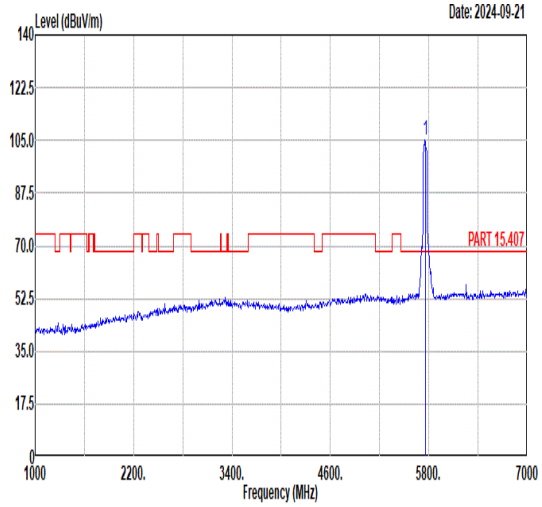 Freq Level Limit Line Margin (dB) Read Level Ant Factor Cable Loss Preamp Factor APos TPos Remark MHz dBuV/m dBuV/m dBuV dB/m dB dB cm deg 1 5755.00 105.06 ------ ------ 90.68 35.14 11.64 32.40 359 8 PEAK
Avg	Blank	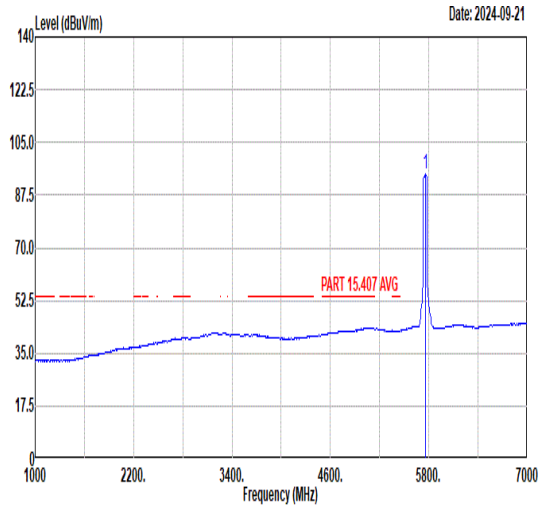 Freq Level Limit Line Margin (dB) Read Level Ant Factor Cable Loss Preamp Factor APos TPos Remark MHz dBuV/m dBuV/m dBuV dB/m dB dB cm deg 1 5755.00 94.40 ------ ------ 80.01 35.17 11.64 32.42 359 8 AVERAGE

Mode	53	
	Band Edge - R	
	U-NII-3_5.725-5.85_802.11ax HE40_CH151_5755MHz	
ANT	1	
Pol.	Vertical	Fundamental
Peak	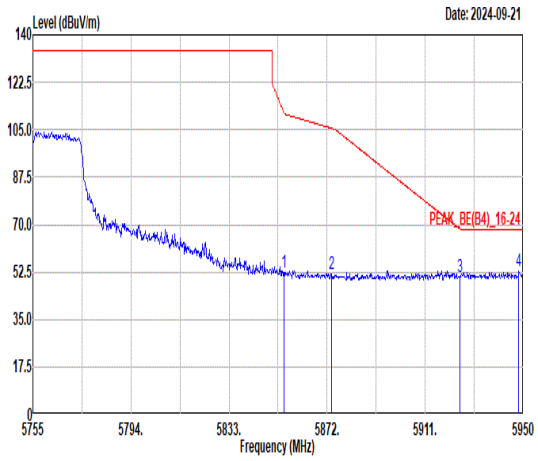 Freq Level Limit Line Margin (dB) Read Level Ant Factor Cable Loss Preamp Factor APos TPos Remark MHz dBuV/m dBuV/m dBuV dB/m dB dB cm deg 1 5854.84 52.10 111.17 -59.07 37.77 35.30 11.52 32.49 359 8 PEAK 2 5873.76 52.00 105.55 -53.55 37.69 35.32 11.49 32.50 359 8 PEAK 3 5924.85 50.90 68.31 -17.41 36.65 35.39 11.40 32.54 359 8 PEAK 4 5948.25 52.62 68.30 -15.68 38.39 35.43 11.36 32.56 359 8 PEAK	Blank

Mode	53	
	Harmonic	
	U-NII-3_5.725-5.85_802.11ax HE40_CH151_5755MHz	
ANT	1	
Pol.	Horizontal	Vertical
Peak Avg	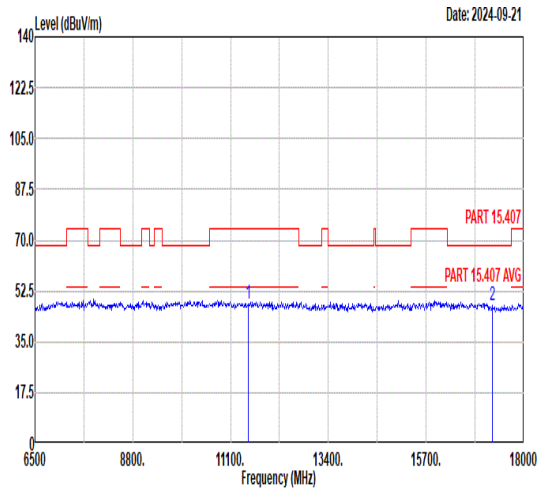 Freq Level Limit Line Margin Read Level Ant Factor Cable Loss Preamp Factor APos TPos Remark MHz dBuV/m dBuV/m dB dBuV dB/m dB dB cm deg 1 11510.00 47.97 74.00 -26.03 44.01 39.81 14.85 50.70 --- --- Peak 2 17265.00 47.36 68.30 -20.94 39.35 42.39 17.58 51.96 --- --- Peak	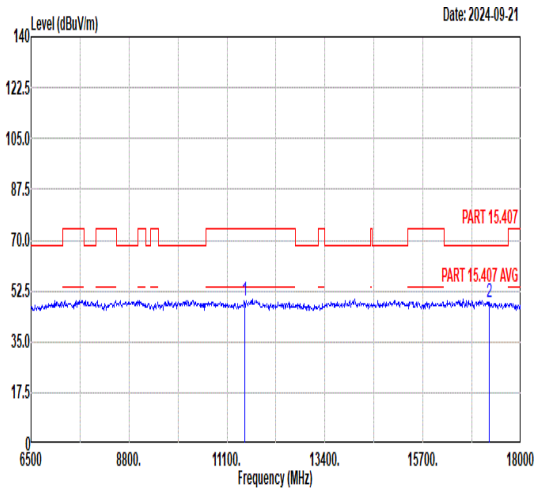 Freq Level Limit Line Margin Read Level Ant Factor Cable Loss Preamp Factor APos TPos Remark MHz dBuV/m dBuV/m dB dBuV dB/m dB dB cm deg 1 11510.00 49.04 74.00 -24.96 45.08 39.81 14.85 50.70 --- --- Peak 2 17265.00 48.51 68.30 -19.79 40.50 42.39 17.58 51.96 --- --- Peak

Mode	54	
	Band Edge - L	
	U-NII-3_5.725-5.85_802.11ax HE40_CH159_5795MHz	
ANT	1	
Pol.	Horizontal	Fundamental
Peak	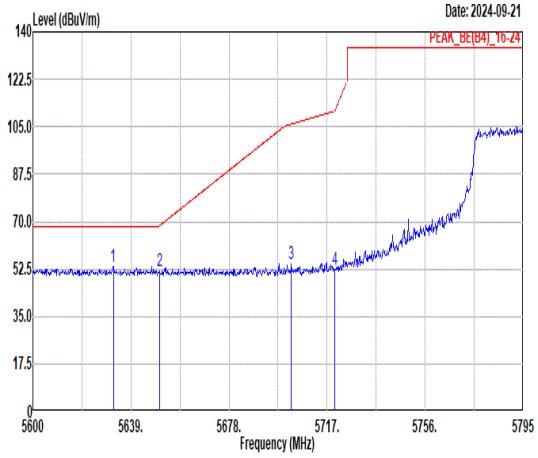 Freq Level Limit Line Margin (dB) Read Level Ant Factor Cable Loss Preamp Factor APos TPos Remark MHz dBuV/m dBuV/m dBuV dB/m dB dB cm deg 1 5631.98 53.13 68.30 -15.17 38.76 34.98 11.70 32.31 377 81 PEAK 2 5650.31 51.72 68.53 -16.81 37.35 35.01 11.69 32.33 377 81 PEAK 3 5702.77 54.35 105.98 -51.63 39.98 35.08 11.66 32.37 377 81 PEAK 4 5720.12 52.04 111.07 -59.03 37.65 35.11 11.66 32.38 377 81 PEAK	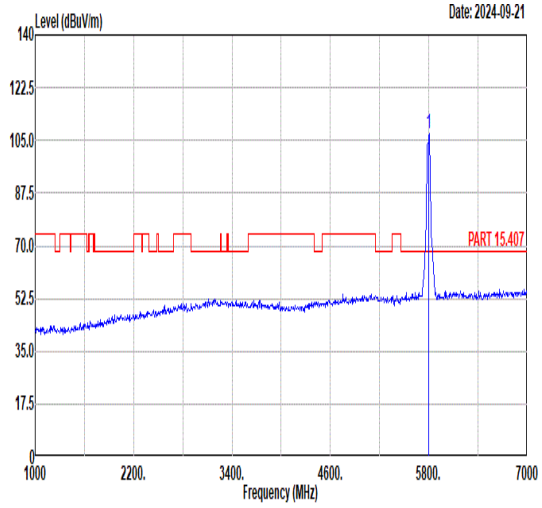 Freq Level Limit Line Margin (dB) Read Level Ant Factor Cable Loss Preamp Factor APos TPos Remark MHz dBuV/m dBuV/m dBuV dB/m dB dB cm deg 1 5795.00 107.05 ------ ------ 92.67 35.24 11.59 32.45 377 81 PEAK
Avg	Blank	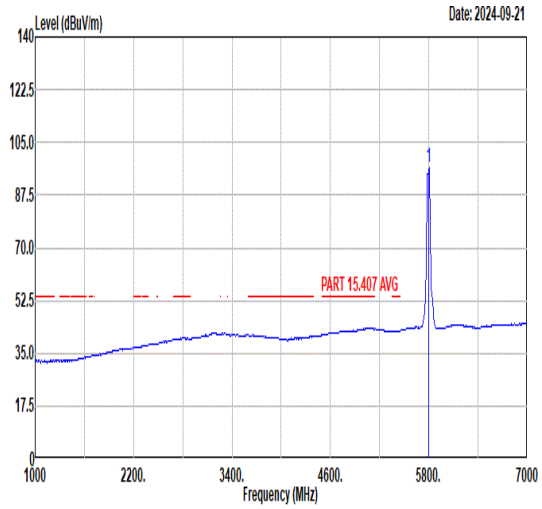 Freq Level Limit Line Margin (dB) Read Level Ant Factor Cable Loss Preamp Factor APos TPos Remark MHz dBuV/m dBuV/m dBuV dB/m dB dB cm deg 1 5795.00 96.83 ------ ------ 82.45 35.24 11.59 32.45 377 81 AVERAGE

Mode	54	
	Band Edge - R	
	U-NII-3_5.725-5.85_802.11ax HE40_CH159_5795MHz	
ANT	1	
Pol.	Horizontal	Fundamental
Peak	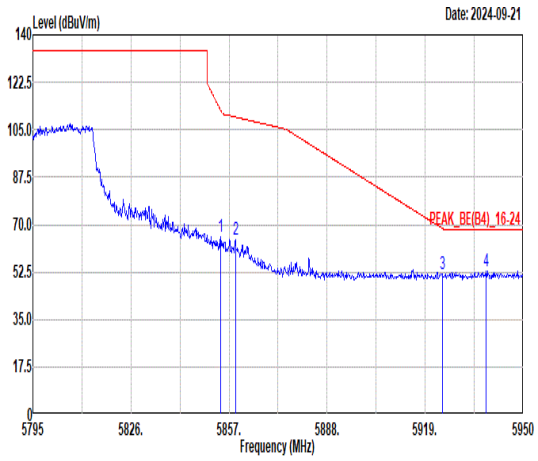 Freq Level Limit Line Margin (dB) Read Level Ant Factor Cable Loss Preamp Factor APos TPos Remark MHz dBuV/m dBuV/m dBuV dB/m dB dB cm deg 1 5854.37 65.44 112.25 -46.81 51.11 35.30 11.52 32.49 377 81 PEAK 2 5859.02 64.38 109.67 -45.29 50.05 35.30 11.52 32.49 377 81 PEAK 3 5924.43 51.80 68.62 -16.82 37.55 35.39 11.40 32.54 377 81 PEAK 4 5938.22 52.72 68.30 -15.58 38.48 35.41 11.38 32.55 377 81 PEAK	Blank

Mode	54	
	Band Edge - L	
	U-NII-3_5.725-5.85_802.11ax HE40_CH159_5795MHz	
ANT	1	
Pol.	Vertical	Fundamental
Peak	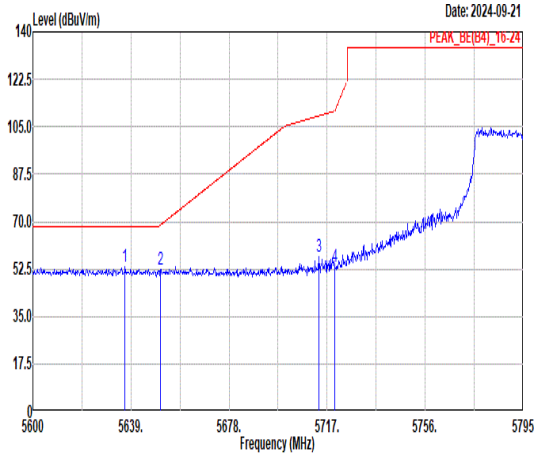 Freq Level Limit Line Margin (dB) Read Level Ant Factor Cable Loss Preamp Factor APos TPos Remark MHz dBuV/m dBuV/m dBuV dB/m dB dB cm deg 1 5636.66 53.48 68.30 -14.82 39.12 34.99 11.69 32.32 355 10 PEAK 2 5650.70 52.49 68.82 -16.33 38.12 35.01 11.69 32.33 355 10 PEAK 3 5713.69 57.20 109.03 -51.83 42.82 35.10 11.66 32.38 355 10 PEAK 4 5720.12 53.19 111.07 -57.88 38.80 35.11 11.66 32.38 355 10 PEAK	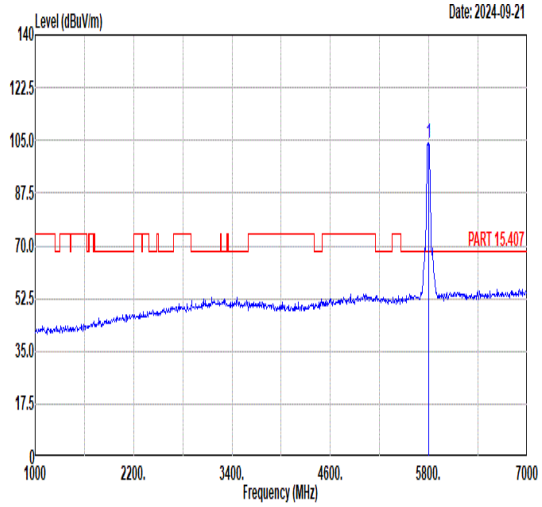 Freq Level Limit Line Margin (dB) Read Level Ant Factor Cable Loss Preamp Factor APos TPos Remark MHz dBuV/m dBuV/m dBuV dB/m dB dB cm deg 1 5795.00 103.96 ------ ------ 89.58 35.20 11.62 32.44 355 10 PEAK
Avg	Blank	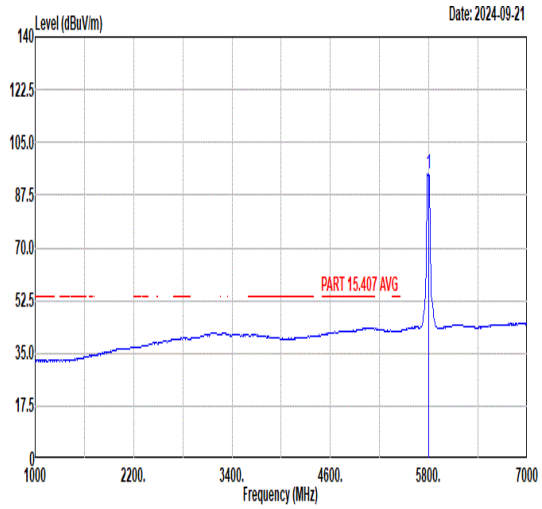 Freq Level Limit Line Margin (dB) Read Level Ant Factor Cable Loss Preamp Factor APos TPos Remark MHz dBuV/m dBuV/m dBuV dB/m dB dB cm deg 1 5795.00 94.67 ------ ------ 80.28 35.19 11.63 32.43 355 10 AVERAGE

Mode	54	
	Band Edge - R	
	U-NII-3_5.725-5.85_802.11ax HE40_CH159_5795MHz	
ANT	1	
Pol.	Vertical	Fundamental
Peak	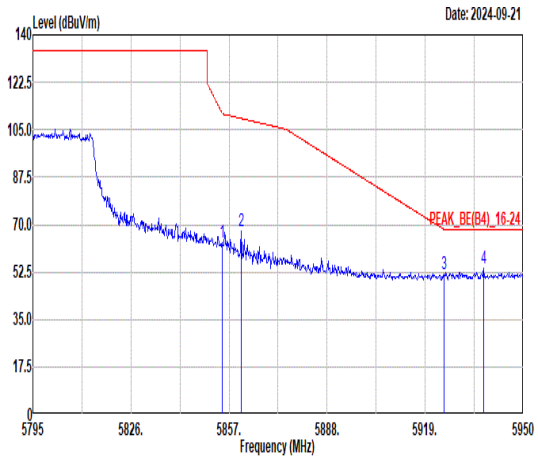 Freq Level Limit Line Margin (dB) Read Level Ant Factor Cable Loss Preamp Factor APos TPos Remark MHz dBuV/m dBuV/m dBuV dB/m dB dB cm deg 1 5854.83 63.20 111.19 -47.99 48.87 35.30 11.52 32.49 355 10 PEAK 2 5860.88 67.41 109.15 -41.74 53.08 35.31 11.51 32.49 355 10 PEAK 3 5924.89 51.56 68.28 -16.72 37.31 35.39 11.40 32.54 355 10 PEAK 4 5937.60 53.75 68.30 -14.55 39.51 35.41 11.38 32.55 355 10 PEAK	Blank

Mode	54	
	Harmonic	
	U-NII-3_5.725-5.85_802.11ax HE40_CH159_5795MHz	
ANT	1	
Pol.	Horizontal	Vertical
Peak Avg	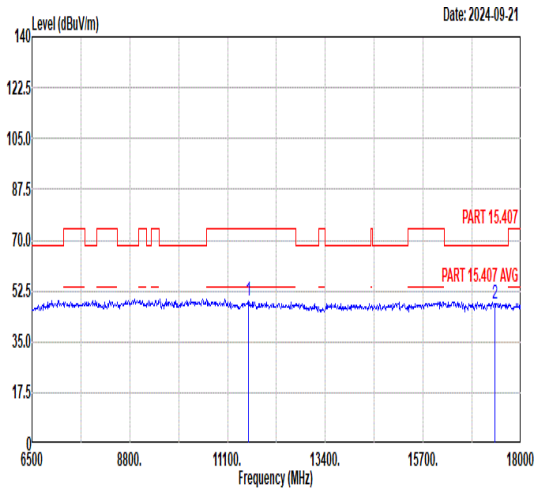 Freq Level Limit Line Margin Read Level Ant Factor Cable Loss Preamp Factor APos TPos Remark MHz dBuV/m dBuV/m dB dBuV dB/m dB dB cm deg 1 11590.00 49.01 74.00 -24.99 44.90 39.87 14.89 50.65 --- --- Peak 2 17385.00 47.88 68.30 -20.42 40.00 42.35 17.61 52.08 --- --- Peak	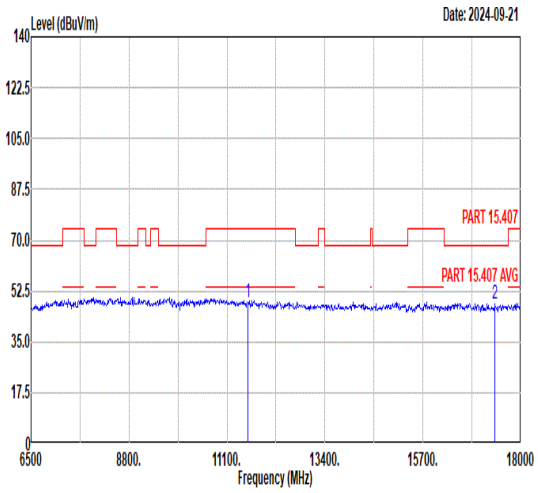 Freq Level Limit Line Margin Read Level Ant Factor Cable Loss Preamp Factor APos TPos Remark MHz dBuV/m dBuV/m dB dBuV dB/m dB dB cm deg 1 11590.00 48.53 74.00 -25.47 44.42 39.87 14.89 50.65 --- --- Peak 2 17385.00 48.03 68.30 -20.27 40.15 42.35 17.61 52.08 --- --- Peak

Mode	55	
	LF	
	U-NII-2A_5.25-5.35_WIFI Worse Band I.II.III LF-802.11a_CH64_5320MHz	
ANT	1	
Pol.	Horizontal	Vertical
QP/ Peak	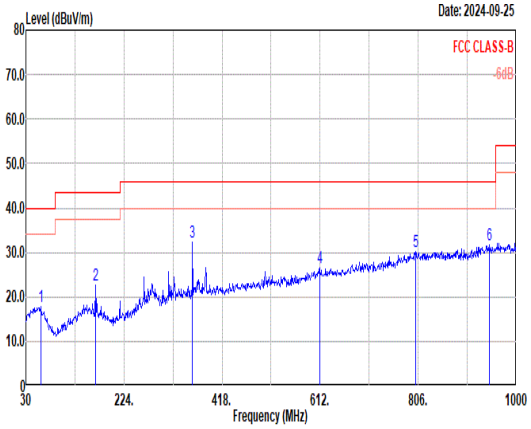	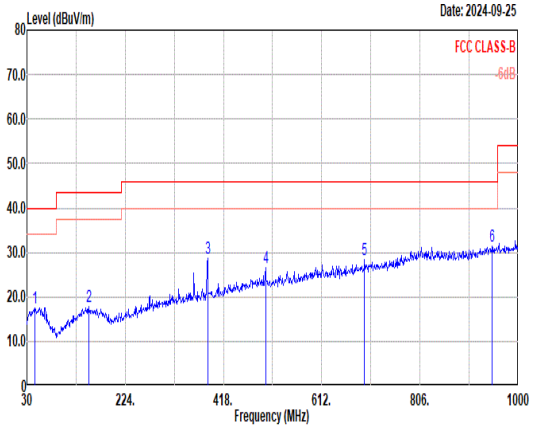

Horizontal:

	Freq	Level	Limit Line	Margin	Read Level	Ant Factor	Cable Loss	Preamp Factor	APos	TPos	Remark
	MHz	dBuV/m	dBuV/m	dB	dBuV	dB/m	dB	dB	cm	deg	
1	59.10	17.74	40.00	-22.26	34.91	12.68	1.41	31.26	---	---	Peak
2	167.74	22.72	43.50	-20.78	35.50	15.90	2.35	31.03	---	---	Peak
3	359.80	32.31	46.00	-13.69	38.90	20.77	3.42	30.78	---	---	Peak
4	611.03	26.63	46.00	-19.37	28.19	24.96	4.46	30.98	---	---	Peak
5	801.15	30.15	46.00	-15.85	30.06	26.11	5.08	31.10	---	---	Peak
6	946.65	31.67	46.00	-14.33	30.03	27.08	5.56	31.00	---	---	Peak

Vertical:

	Freq	Level	Limit Line	Margin	Read Level	Ant Factor	Cable Loss	Preamp Factor	APos	TPos	Remark
	MHz	dBuV/m	dBuV/m	dB	dBuV	dB/m	dB	dB	cm	deg	
1	45.52	17.60	40.00	-22.40	31.43	16.13	1.24	31.20	---	---	Peak
2	152.22	17.81	43.50	-25.69	30.20	16.46	2.24	31.09	---	---	Peak
3	386.96	28.60	46.00	-17.40	34.25	21.54	3.54	30.73	---	---	Peak
4	501.42	26.63	46.00	-19.37	29.58	23.73	4.03	30.71	---	---	Peak
5	696.39	28.31	46.00	-17.69	29.19	25.20	4.73	30.81	---	---	Peak
6	948.59	31.27	46.00	-14.73	29.61	27.09	5.57	31.00	---	---	Peak

Mode	56	
	LF	
	U-NII-3_5.725-5.85_WIFI Worse Band IV LF-802.11ax HE20_CH149_5745MHz	
ANT	1	
Pol.	Horizontal	Vertical
QP/ Peak	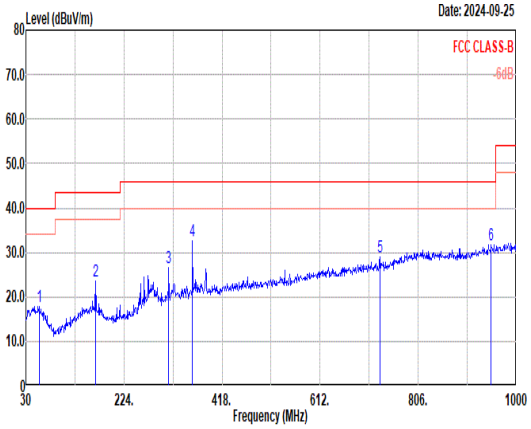	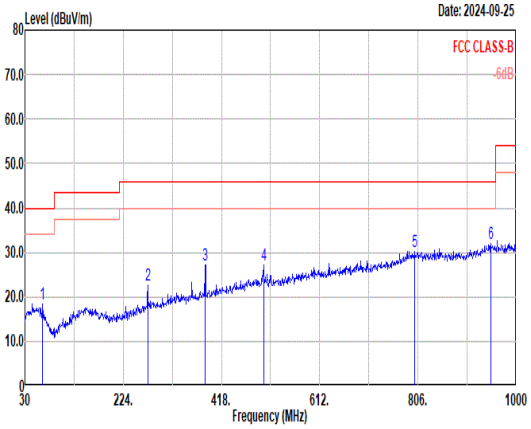

Horizontal:

	Freq	Level	Limit Line	Margin	Read Level	Ant Factor	Cable Loss	Preamp Factor	APos	TPos	Remark
	MHz	dBuV/m	dBuV/m	dB	dBuV	dB/m	dB	dB	cm	deg	
1	56.19	17.74	40.00	-22.26	34.39	13.22	1.37	31.24	---	---	Peak
2	167.74	23.55	43.50	-19.95	36.33	15.90	2.35	31.03	---	---	Peak
3	312.27	26.68	46.00	-19.32	34.71	19.67	3.18	30.88	---	---	Peak
4	359.80	32.54	46.00	-13.46	39.13	20.77	3.42	30.78	---	---	Peak
5	730.34	28.94	46.00	-17.06	29.34	25.63	4.86	30.89	---	---	Peak
6	950.53	31.73	46.00	-14.27	30.05	27.11	5.57	31.00	---	---	Peak

Vertical:

	Freq	Level	Limit Line	Margin	Read Level	Ant Factor	Cable Loss	Preamp Factor	APos	TPos	Remark
	MHz	dBuV/m	dBuV/m	dB	dBuV	dB/m	dB	dB	cm	deg	
1	64.92	18.42	40.00	-21.58	35.74	12.50	1.48	31.30	---	---	Peak
2	272.50	22.57	46.00	-23.43	31.14	19.35	2.98	30.90	---	---	Peak
3	385.99	27.18	46.00	-18.82	32.85	21.52	3.54	30.73	---	---	Peak
4	501.42	27.09	46.00	-18.91	30.04	23.73	4.03	30.71	---	---	Peak
5	800.18	30.30	46.00	-15.70	30.22	26.10	5.08	31.10	---	---	Peak
6	949.56	31.92	46.00	-14.08	30.25	27.10	5.57	31.00	---	---	Peak

Mode	57	
	LF	
	Sample 2-U-NII-2A_5.25-5.35_WIFI Worse LF-802.11a_CH64_5320MHz	
ANT	1	
Pol.	Horizontal	Vertical
QP/ Peak	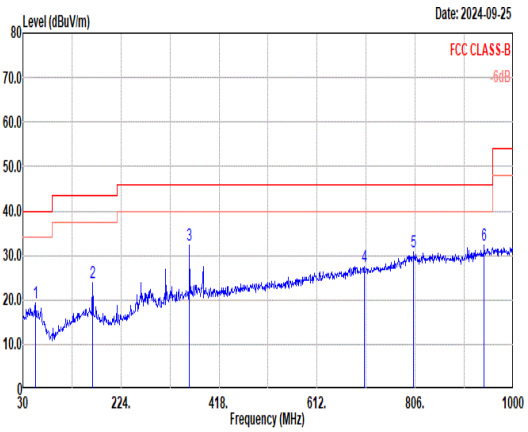	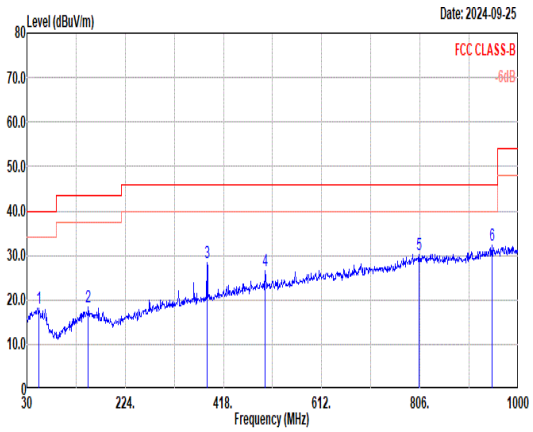

	Freq MHz	Level dBuV/m	Limit Line dBuV/m	Margin dB	Read Level dBuV	Ant Factor dB/m	Cable Loss dB	Preamp Factor dB	APos cm	TPos deg	Remark
1	55.22	19.23	40.00	-20.77	35.70	13.40	1.36	31.23	---	---	Peak
2	167.74	23.76	43.50	-19.74	36.54	15.90	2.35	31.03	---	---	Peak
3	359.80	32.41	46.00	-13.59	39.00	20.77	3.42	30.78	---	---	Peak
4	705.12	27.45	46.00	-18.55	28.24	25.27	4.76	30.82	---	---	Peak
5	803.09	30.72	46.00	-15.28	30.61	26.12	5.09	31.10	---	---	Peak
6	942.77	32.16	46.00	-13.84	30.56	27.06	5.54	31.00	---	---	Peak

	Freq MHz	Level dBuV/m	Limit Line dBuV/m	Margin dB	Read Level dBuV	Ant Factor dB/m	Cable Loss dB	Preamp Factor dB	APos cm	TPos deg	Remark
1	53.28	18.13	40.00	-21.87	34.25	13.76	1.34	31.22	---	---	Peak
2	151.25	18.35	43.50	-25.15	30.74	16.48	2.23	31.10	---	---	Peak
3	385.02	28.42	46.00	-17.58	34.13	21.49	3.53	30.73	---	---	Peak
4	500.45	26.53	46.00	-19.47	29.50	23.70	4.03	30.70	---	---	Peak
5	804.06	30.31	46.00	-15.69	30.19	26.13	5.09	31.10	---	---	Peak
6	947.62	32.20	46.00	-13.80	30.55	27.09	5.56	31.00	---	---	Peak

Mode	58	
	Band Edge - L	
	U-NII-2C_5.47-5.725_802.11a_CH116_5580MHz	
ANT	1	
Pol.	Horizontal	Fundamental
Peak	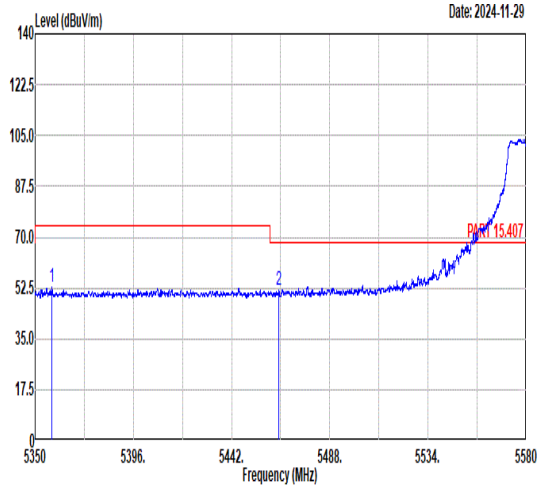 Freq Level Limit Line Margin (dB) Read Level Ant Factor Cable Loss Preamp Factor APos TPos Remark MHz dBuV/m dBuV/m dBuV dB/m dB dB cm deg 1 5357.94 52.61 74.00 -21.39 38.26 36.08 10.94 32.67 364 71 PEAK 2 5464.22 51.82 68.30 -16.48 37.41 35.96 11.14 32.69 364 71 PEAK	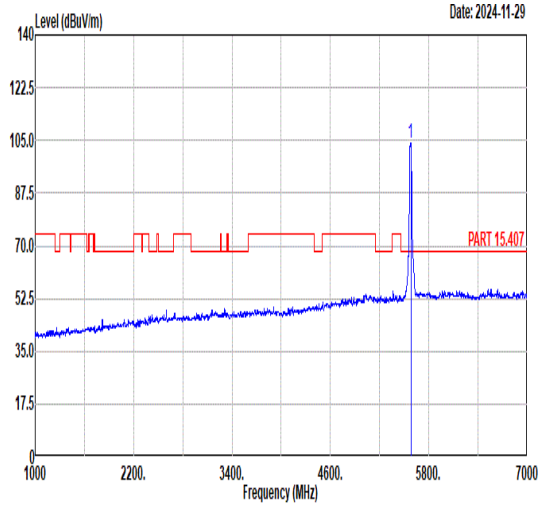 Freq Level Limit Line Margin (dB) Read Level Ant Factor Cable Loss Preamp Factor APos TPos Remark MHz dBuV/m dBuV/m dBuV dB/m dB dB cm deg 1 5580.00 104.16 ------ ------ 89.01 36.26 11.62 32.73 364 71 PEAK
Avg	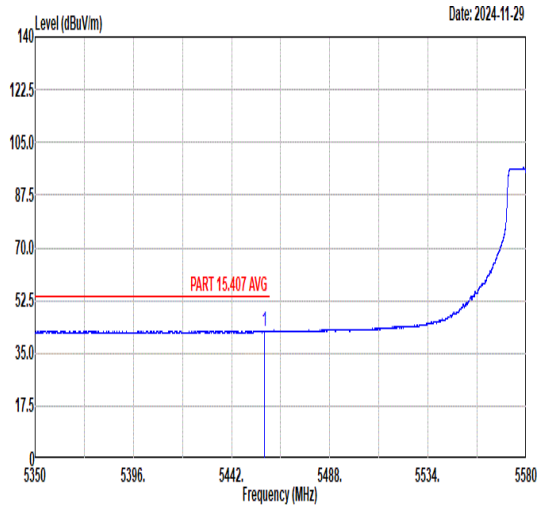 Freq Level Limit Line Margin (dB) Read Level Ant Factor Cable Loss Preamp Factor APos TPos Remark MHz dBuV/m dBuV/m dBuV dB/m dB dB cm deg 1 5457.25 42.42 54.00 -11.58 28.07 35.93 11.11 32.69 364 71 AVERAGE	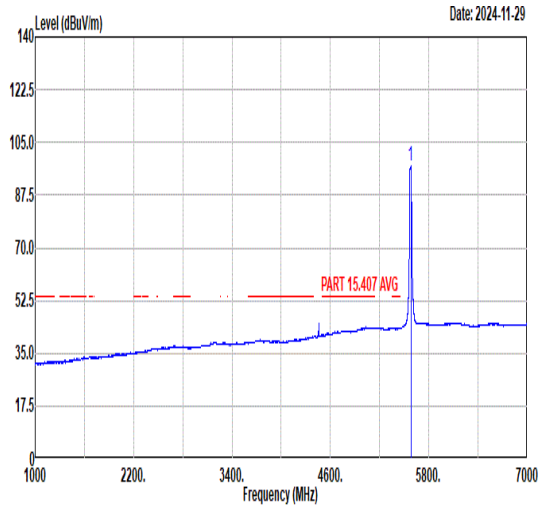 Freq Level Limit Line Margin (dB) Read Level Ant Factor Cable Loss Preamp Factor APos TPos Remark MHz dBuV/m dBuV/m dBuV dB/m dB dB cm deg 1 5580.00 97.02 ------ ------ 81.83 36.27 11.65 32.73 364 71 AVERAGE

Mode	58	
	Band Edge - R	
	U-NII-2C_5.47-5.725_802.11a_CH116_5580MHz	
ANT	1	
Pol.	Horizontal	Fundamental
Peak	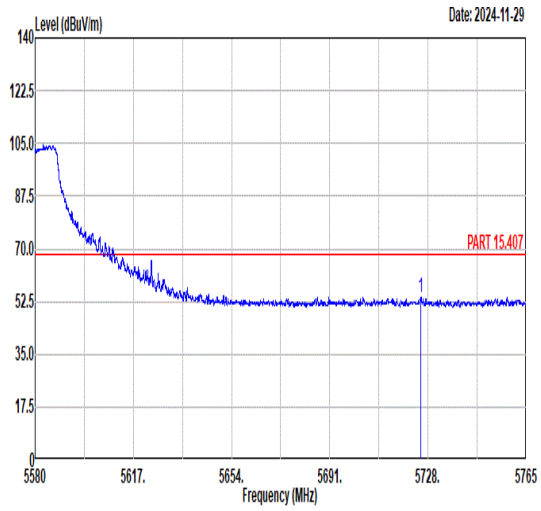 Freq Level Limit Line Margin (dB) Read Level Ant Factor Cable Loss Preamp Factor APos TPos Remark MHz dBuV/m dBuV/m dBuV dB/m dB dB cm deg 1 5725.32 53.81 68.30 -14.49 38.30 36.65 11.65 32.79 364 71 PEAK	Blank

Mode	58	
	Band Edge - L	
	U-NII-2C_5.47-5.725_802.11a_CH116_5580MHz	
ANT	1	
Pol.	Vertical	Fundamental
Peak	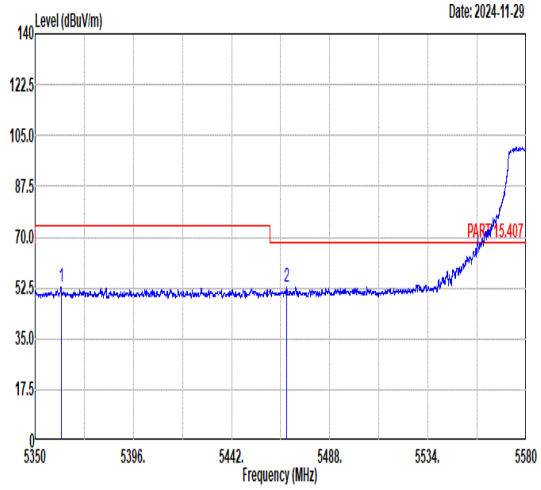 Freq Level Limit Line Margin (dB) Read Level Ant Factor Cable Loss Preamp Factor APos TPos Remark MHz dBuV/m dBuV/m dBuV dB/m dB dB cm deg 1 5362.10 52.66 74.00 -21.34 38.32 36.08 10.93 32.67 321 353 PEAK 2 5467.90 52.84 68.30 -15.46 38.41 35.97 11.15 32.69 321 353 PEAK	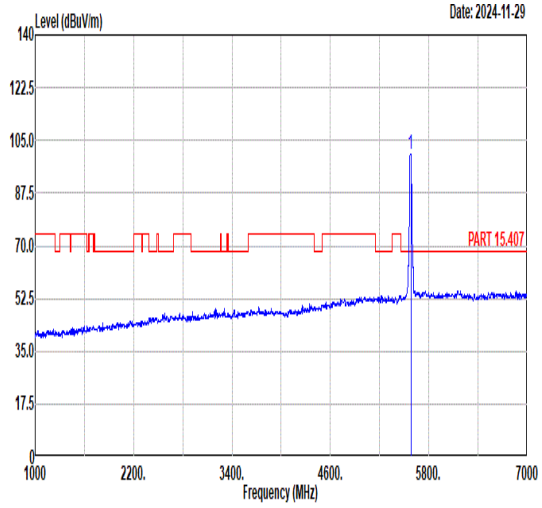 Freq Level Limit Line Margin (dB) Read Level Ant Factor Cable Loss Preamp Factor APos TPos Remark MHz dBuV/m dBuV/m dBuV dB/m dB dB cm deg 1 5580.00 100.57 ------ ------ 85.45 36.25 11.60 32.73 321 353 PEAK
Avg	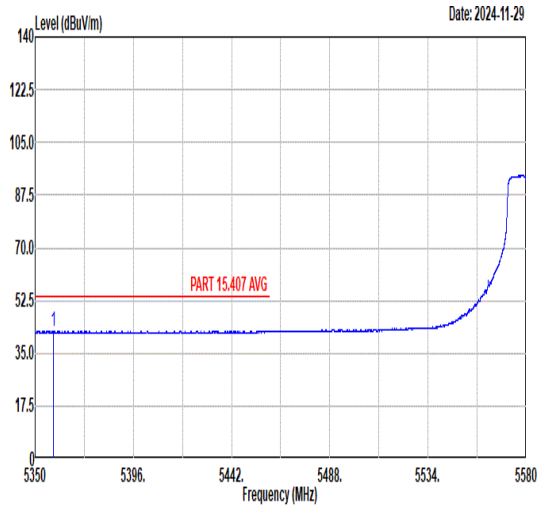 Freq Level Limit Line Margin (dB) Read Level Ant Factor Cable Loss Preamp Factor APos TPos Remark MHz dBuV/m dBuV/m dBuV dB/m dB dB cm deg 1 5358.63 42.38 54.00 -11.62 28.03 36.08 10.94 32.67 321 353 AVERAGE	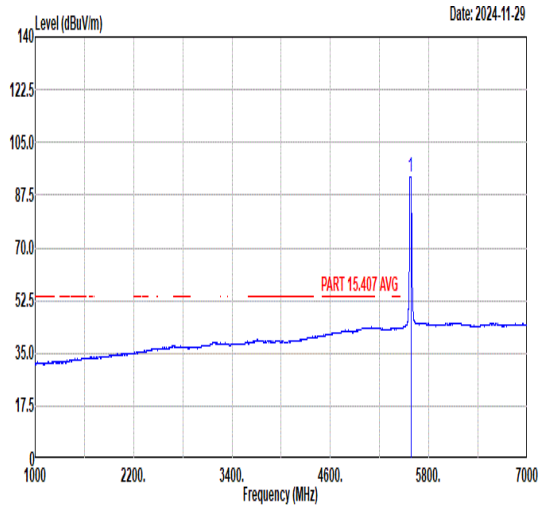 Freq Level Limit Line Margin (dB) Read Level Ant Factor Cable Loss Preamp Factor APos TPos Remark MHz dBuV/m dBuV/m dBuV dB/m dB dB cm deg 1 5580.00 93.65 ------ ------ 78.50 36.26 11.62 32.73 321 353 AVERAGE

Mode	58	
	Band Edge - R	
	U-NII-2C_5.47-5.725_802.11a_CH116_5580MHz	
ANT	1	
Pol.	Vertical	Fundamental
Peak	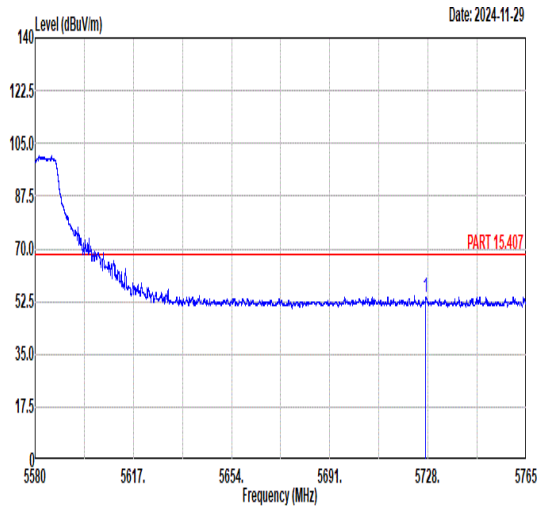 Freq Level Limit Line Margin (dB) Read Level Ant Factor Cable Loss Preamp Factor APos TPos Remark MHz dBuV/m dBuV/m dBuV dB/m dB dB cm deg 1 5727.19 54.09 68.30 -14.21 38.58 36.65 11.65 32.79 321 353 PEAK	Blank

Mode	59	
	Band Edge - L	
	U-NII-2C_5.47-5.725_802.11n HT20_CH116_5580MHz	
ANT	1	
Pol.	Horizontal	Fundamental
Peak	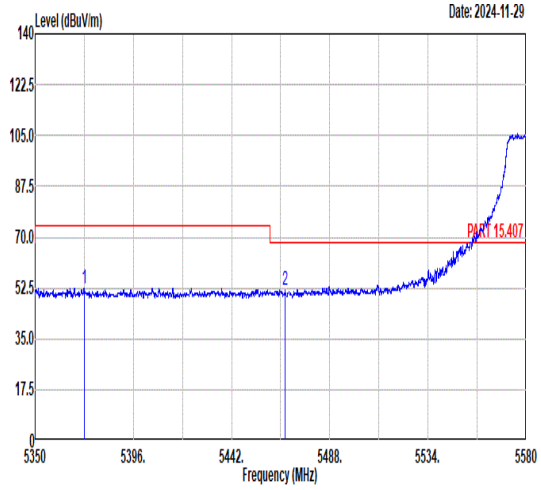 Freq Level Limit Line Margin (dB) Read Level Ant Factor Cable Loss Preamp Factor APos TPos Remark MHz dBuV/m dBuV/m dBuV dB/m dB dB cm deg 1 5372.89 52.51 74.00 -21.49 38.20 36.05 10.93 32.67 346 81 PEAK 2 5466.98 51.77 68.30 -16.53 37.34 35.97 11.15 32.69 346 81 PEAK	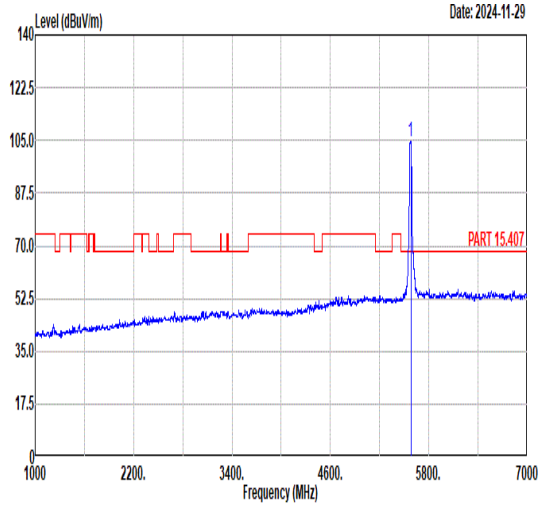 Freq Level Limit Line Margin (dB) Read Level Ant Factor Cable Loss Preamp Factor APos TPos Remark MHz dBuV/m dBuV/m dBuV dB/m dB dB cm deg 1 5580.00 104.57 ------ ------ 89.45 36.25 11.60 32.73 346 81 PEAK
Avg	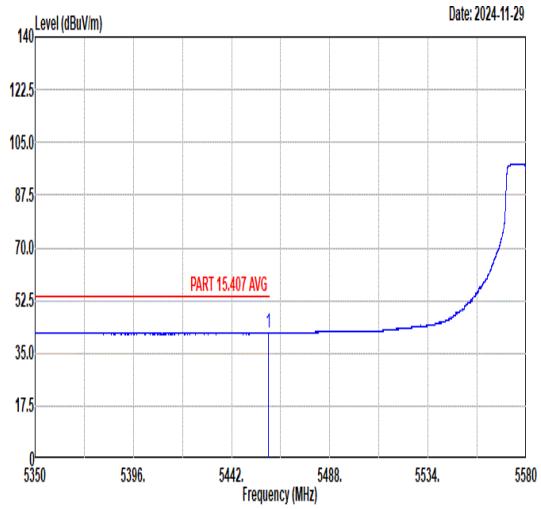 Freq Level Limit Line Margin (dB) Read Level Ant Factor Cable Loss Preamp Factor APos TPos Remark MHz dBuV/m dBuV/m dBuV dB/m dB dB cm deg 1 5459.14 41.84 54.00 -12.16 27.47 35.94 11.12 32.69 346 81 AVERAGE	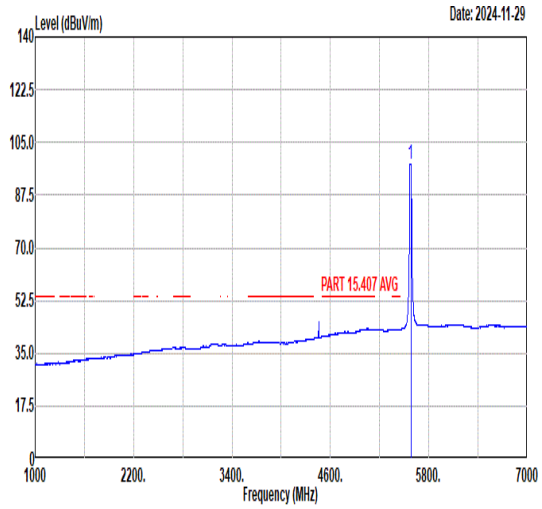 Freq Level Limit Line Margin (dB) Read Level Ant Factor Cable Loss Preamp Factor APos TPos Remark MHz dBuV/m dBuV/m dBuV dB/m dB dB cm deg 1 5580.00 97.63 ------ ------ 82.51 36.25 11.60 32.73 346 81 AVERAGE

Mode	59	
	Band Edge - R	
	U-NII-2C_5.47-5.725_802.11n HT20_CH116_5580MHz	
ANT	1	
Pol.	Horizontal	Fundamental
Peak	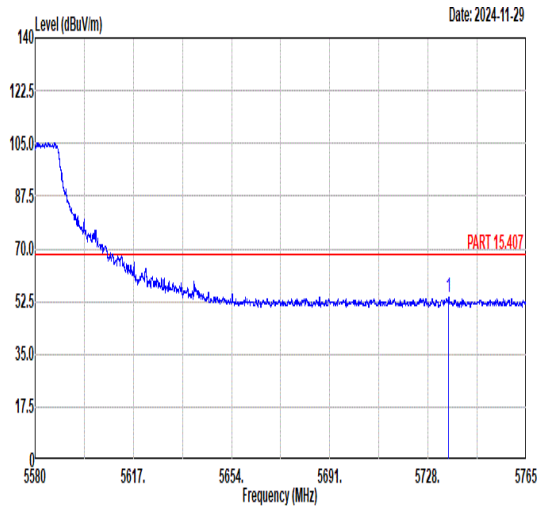 Freq Level Limit Line Margin (dB) Read Level Ant Factor Cable Loss Preamp Factor APos TPos Remark MHz dBuV/m dBuV/m dBuV dB/m dB dB cm deg 1 5735.83 54.06 68.30 -14.24 38.53 36.67 11.65 32.79 346 81 PEAK	Blank

Mode	59	
	Band Edge - L	
	U-NII-2C_5.47-5.725_802.11n HT20_CH116_5580MHz	
ANT	1	
Pol.	Vertical	Fundamental
Peak	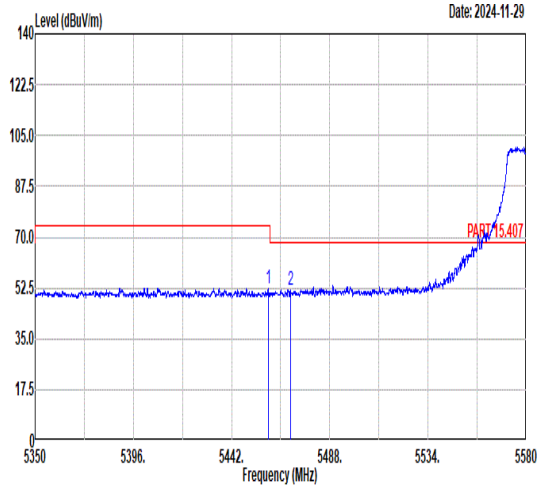 Freq Level Limit Line Margin (dB) Read Level Ant Factor Cable Loss Preamp Factor APos TPos Remark MHz dBuV/m dBuV/m dBuV dB/m dB dB cm deg 1 5459.14 52.56 74.00 -21.44 38.19 35.94 11.12 32.69 357 360 PEAK 2 5469.51 51.93 68.30 -16.37 37.48 35.98 11.16 32.69 357 360 PEAK	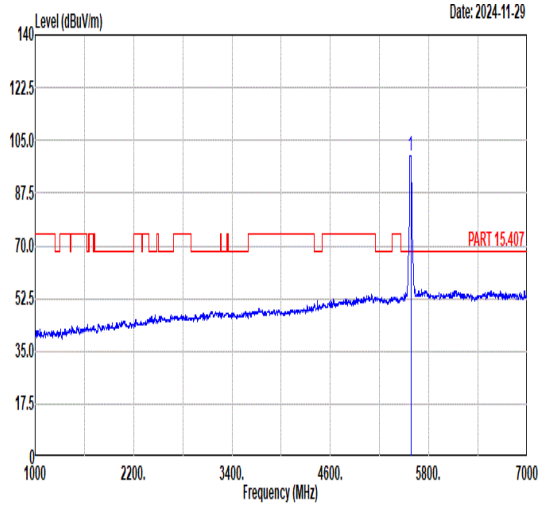 Freq Level Limit Line Margin (dB) Read Level Ant Factor Cable Loss Preamp Factor APos TPos Remark MHz dBuV/m dBuV/m dBuV dB/m dB dB cm deg 1 5580.00 99.95 ------ ------ 84.81 36.26 11.61 32.73 357 360 PEAK
Avg	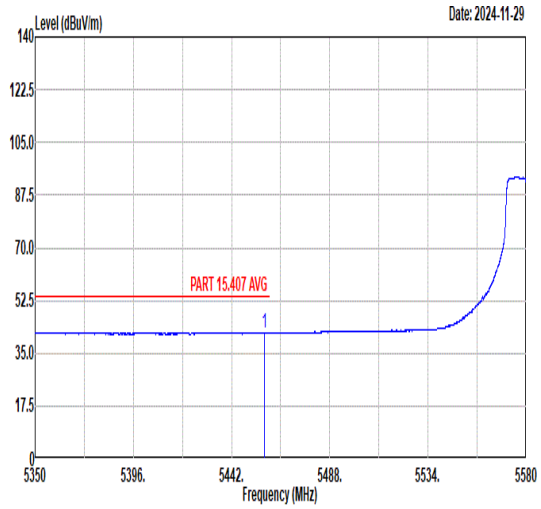 Freq Level Limit Line Margin (dB) Read Level Ant Factor Cable Loss Preamp Factor APos TPos Remark MHz dBuV/m dBuV/m dBuV dB/m dB dB cm deg 1 5457.30 41.88 54.00 -12.12 27.53 35.93 11.11 32.69 357 360 AVERAGE	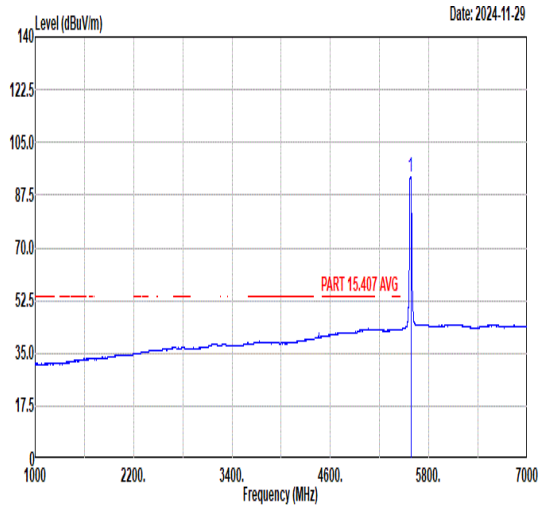 Freq Level Limit Line Margin (dB) Read Level Ant Factor Cable Loss Preamp Factor APos TPos Remark MHz dBuV/m dBuV/m dBuV dB/m dB dB cm deg 1 5580.00 93.41 ------ ------ 78.26 36.26 11.62 32.73 357 360 AVERAGE

Mode	59	
	Band Edge - R	
	U-NII-2C_5.47-5.725_802.11n HT20_CH116_5580MHz	
ANT	1	
Pol.	Vertical	Fundamental
Peak	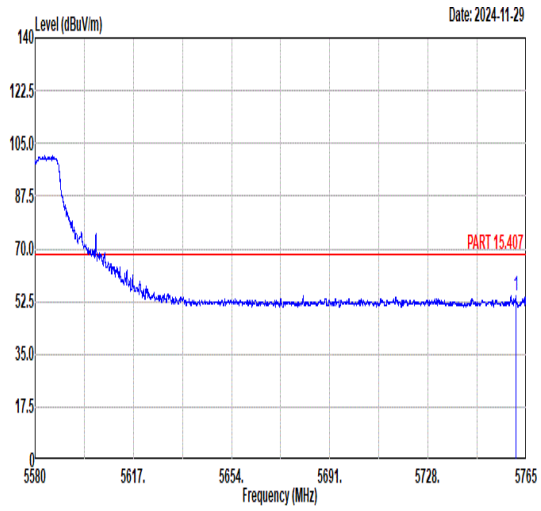 Freq Level Limit Line Margin (dB) Read Level Ant Factor Cable Loss Preamp Factor APos TPos Remark MHz dBuV/m dBuV/m dBuV dB/m dB dB cm deg 1 5761.02 54.33 68.30 -13.97 38.81 36.68 11.64 32.80 357 360 PEAK	Blank

Mode	60	
	Band Edge - L	
	U-NII-2C_5.47-5.725_802.11ax HE20_CH116_5580MHz	
ANT	1	
Pol.	Horizontal	Fundamental
Peak	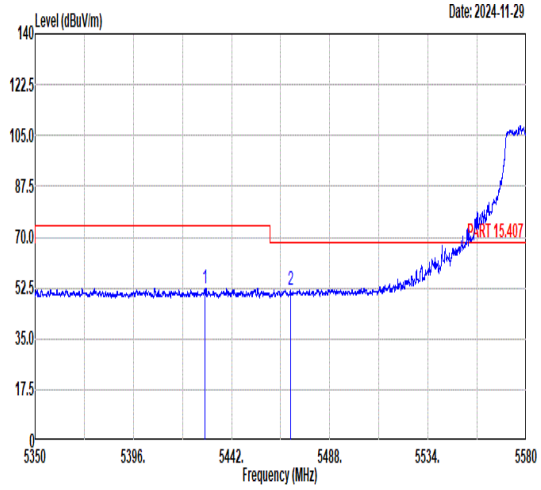 Freq Level Limit Line Margin (dB) Read Level Ant Factor Cable Loss Preamp Factor APos TPos Remark MHz dBuV/m dBuV/m dBuV dB/m dB dB cm deg 1 5429.47 52.56 74.00 -21.44 38.32 35.94 10.99 32.69 347 80 PEAK 2 5469.51 51.64 68.30 -16.66 37.19 35.98 11.16 32.69 347 80 PEAK	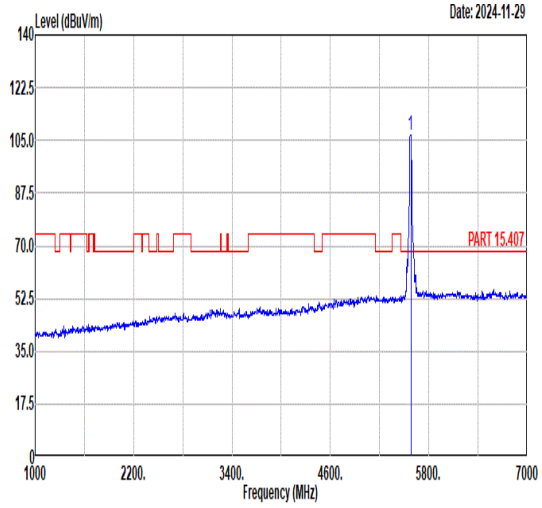 Freq Level Limit Line Margin (dB) Read Level Ant Factor Cable Loss Preamp Factor APos TPos Remark MHz dBuV/m dBuV/m dBuV dB/m dB dB cm deg 1 5580.00 106.82 ------ ------ 91.67 36.26 11.62 32.73 347 80 PEAK
Avg	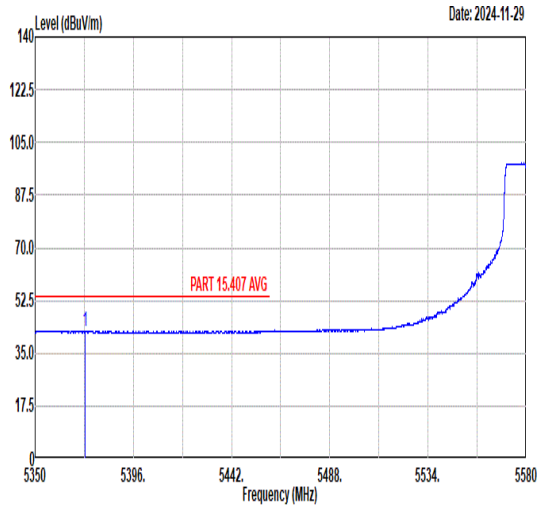 Freq Level Limit Line Margin (dB) Read Level Ant Factor Cable Loss Preamp Factor APos TPos Remark MHz dBuV/m dBuV/m dBuV dB/m dB dB cm deg 1 5373.35 42.43 54.00 -11.57 28.12 36.05 10.93 32.67 347 80 AVERAGE	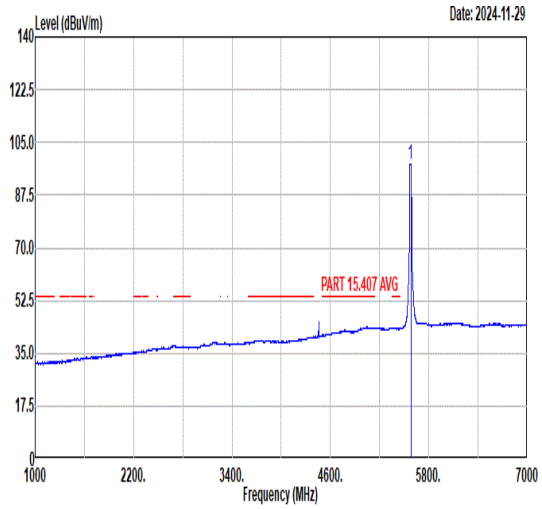 Freq Level Limit Line Margin (dB) Read Level Ant Factor Cable Loss Preamp Factor APos TPos Remark MHz dBuV/m dBuV/m dBuV dB/m dB dB cm deg 1 5580.00 97.92 ------ ------ 82.80 36.25 11.60 32.73 347 80 AVERAGE

Mode	60	
	Band Edge - R	
	U-NII-2C_5.47-5.725_802.11ax HE20_CH116_5580MHz	
ANT	1	
Pol.	Horizontal	Fundamental
Peak	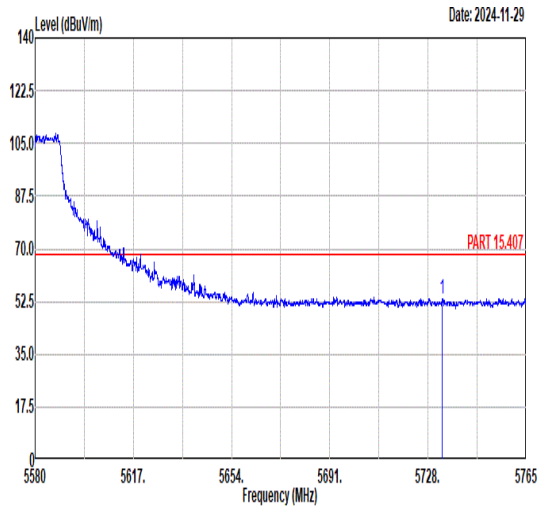 Freq Level Limit Line Margin (dB) Read Level Ant Factor Cable Loss Preamp Factor APos TPos Remark MHz dBuV/m dBuV/m dBuV dB/m dB dB cm deg 1 5733.46 53.57 68.30 -14.73 38.04 36.67 11.65 32.79 347 80 PEAK	Blank

Mode	60	
	Band Edge - L	
	U-NII-2C_5.47-5.725_802.11ax HE20_CH116_5580MHz	
ANT	1	
Pol.	Vertical	Fundamental
Peak	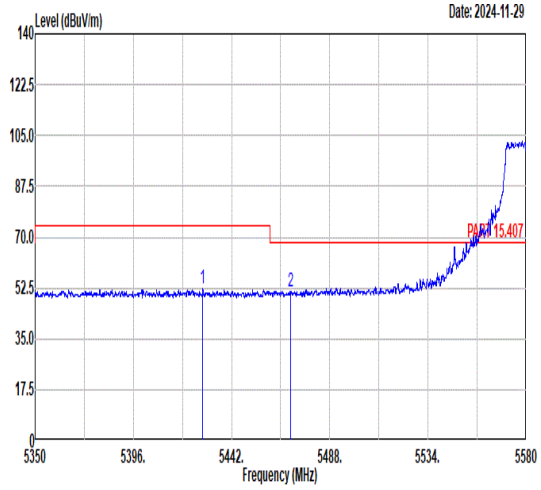 Freq Level Limit Line Margin (dB) Read Level Ant Factor Cable Loss Preamp Factor APos TPos Remark MHz dBuV/m dBuV/m dBuV dB/m dB dB cm deg 1 5428.55 52.07 74.00 -21.93 37.83 35.94 10.99 32.69 358 360 PEAK 2 5469.51 51.50 68.30 -16.80 37.05 35.98 11.16 32.69 358 360 PEAK	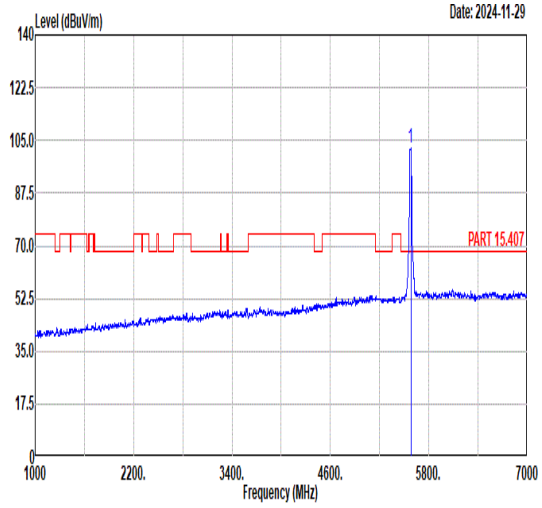 Freq Level Limit Line Margin (dB) Read Level Ant Factor Cable Loss Preamp Factor APos TPos Remark MHz dBuV/m dBuV/m dBuV dB/m dB dB cm deg 1 5580.00 102.44 ------ ------ 87.25 36.28 11.65 32.74 358 360 PEAK
Avg	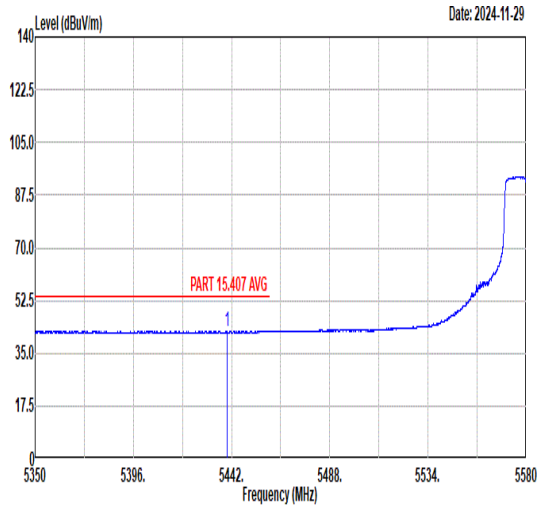 Freq Level Limit Line Margin (dB) Read Level Ant Factor Cable Loss Preamp Factor APos TPos Remark MHz dBuV/m dBuV/m dBuV dB/m dB dB cm deg 1 5439.84 42.28 54.00 -11.72 28.01 35.92 11.04 32.69 358 360 AVERAGE	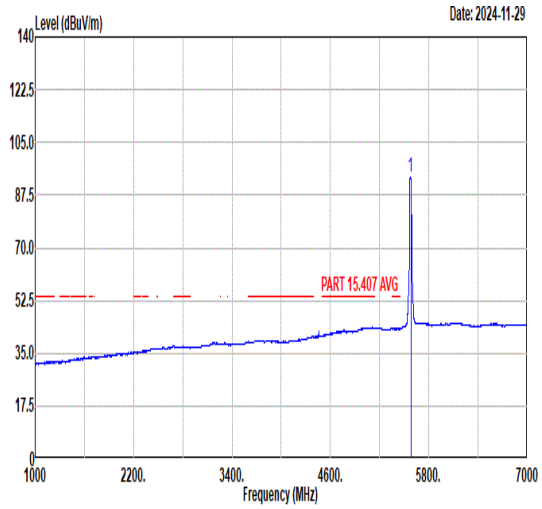 Freq Level Limit Line Margin (dB) Read Level Ant Factor Cable Loss Preamp Factor APos TPos Remark MHz dBuV/m dBuV/m dBuV dB/m dB dB cm deg 1 5580.00 93.27 ------ ------ 78.15 36.25 11.60 32.73 358 360 AVERAGE

Mode	60	
	Band Edge - R	
	U-NII-2C_5.47-5.725_802.11ax HE20_CH116_5580MHz	
ANT	1	
Pol.	Vertical	Fundamental
Peak	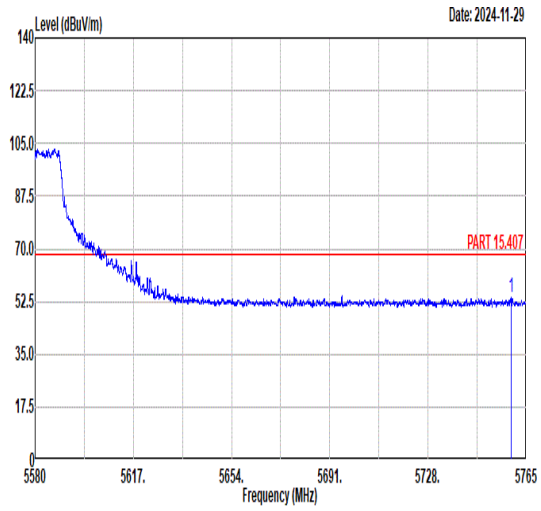 Freq Level Limit Line Margin (dB) Read Level Ant Factor Cable Loss Preamp Factor APos TPos Remark MHz dBuV/m dBuV/m dBuV dB/m dB dB cm deg 1 5759.19 53.64 68.30 -14.66 38.12 36.68 11.64 32.80 358 360 PEAK	Blank

Mode	61	
	Band Edge	
	U-NII-2C_5.47-5.725_802.11a_CH104_5520MHz	
ANT	1	
Pol.	Horizontal	Fundamental
Peak	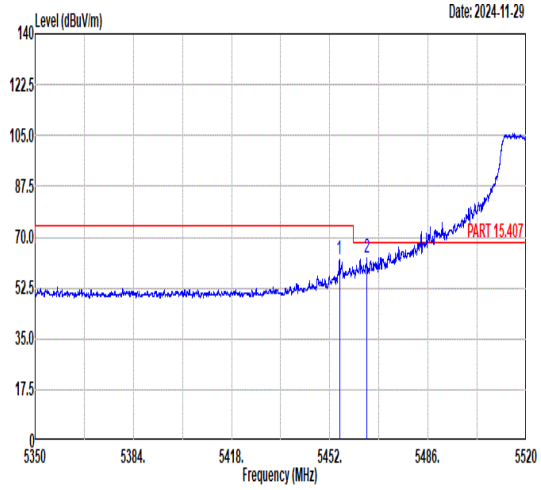 Freq Level Limit Line Margin (dB) Read Level Ant Factor Cable Loss Preamp Factor APos TPos Remark MHz dBuV/m dBuV/m dBuV dB/m dB dB cm deg 1 5455.33 62.32 74.00 -11.68 47.99 35.92 11.10 32.69 380 65 PEAK 2 5464.84 63.08 68.30 -5.22 48.67 35.96 11.14 32.69 380 65 PEAK	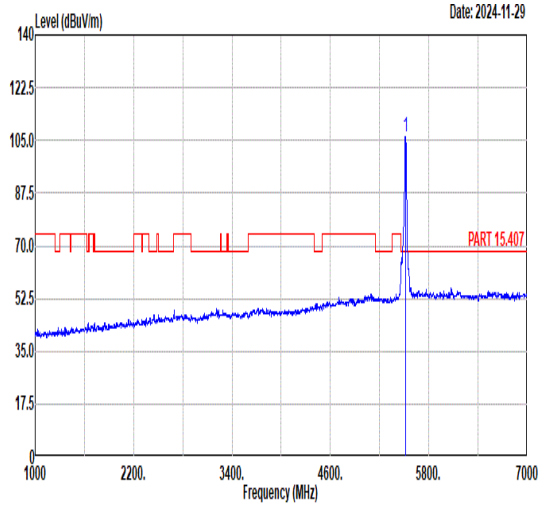 Freq Level Limit Line Margin (dB) Read Level Ant Factor Cable Loss Preamp Factor APos TPos Remark MHz dBuV/m dBuV/m dBuV dB/m dB dB cm deg 1 5520.00 106.40 ------ ------ 91.66 36.12 11.32 32.70 380 65 PEAK
Avg	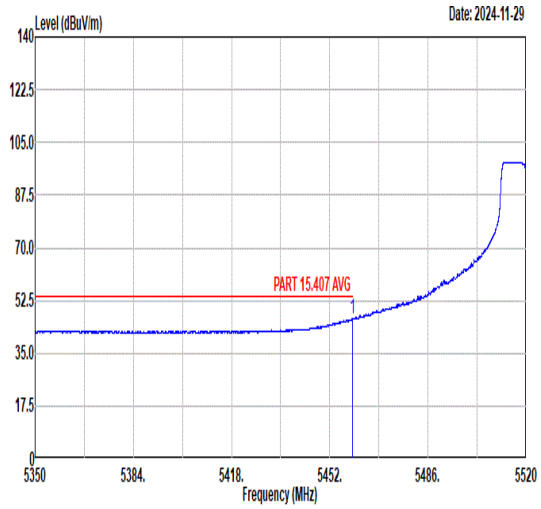 Freq Level Limit Line Margin (dB) Read Level Ant Factor Cable Loss Preamp Factor APos TPos Remark MHz dBuV/m dBuV/m dBuV dB/m dB dB cm deg 1 5459.99 46.46 54.00 -7.54 32.09 35.94 11.12 32.69 380 65 AVERAGE	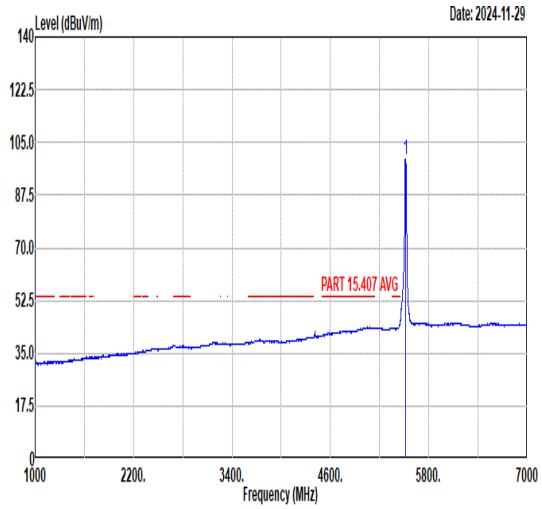 Freq Level Limit Line Margin (dB) Read Level Ant Factor Cable Loss Preamp Factor APos TPos Remark MHz dBuV/m dBuV/m dBuV dB/m dB dB cm deg 1 5520.00 99.20 ------ ------ 84.46 36.12 11.32 32.70 380 65 AVERAGE

Mode	61	
	Band Edge	
	U-NII-2C_5.47-5.725_802.11a_CH104_5520MHz	
ANT	1	
Pol.	Vertical	Fundamental
Peak	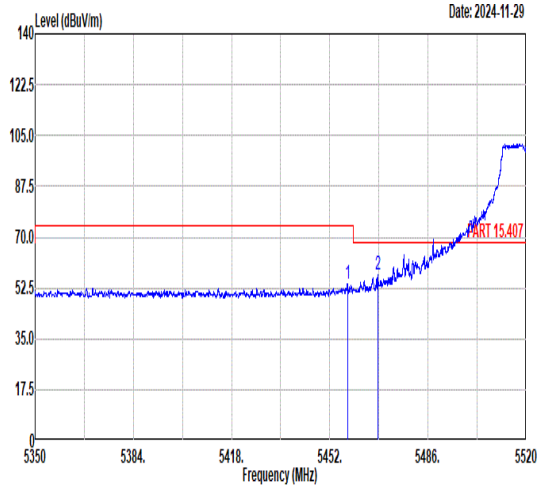 Freq Level Limit Line Margin (dB) Read Level Ant Factor Cable Loss Preamp Factor APos TPos Remark MHz dBuV/m dBuV/m dBuV dB/m dB dB cm deg 1 5458.22 53.75 74.00 -20.25 39.40 35.93 11.11 32.69 366 336 PEAK 2 5468.59 56.94 68.30 -11.36 42.50 35.97 11.16 32.69 366 336 PEAK	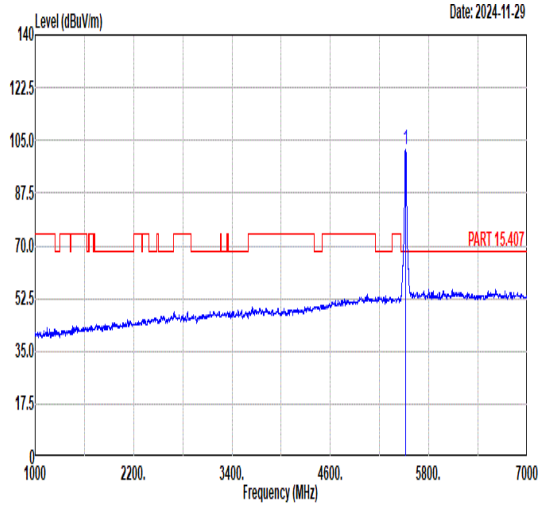 Freq Level Limit Line Margin (dB) Read Level Ant Factor Cable Loss Preamp Factor APos TPos Remark MHz dBuV/m dBuV/m dBuV dB/m dB dB cm deg 1 5520.00 101.82 ------ ------ 87.05 36.13 11.35 32.71 366 336 PEAK
Avg	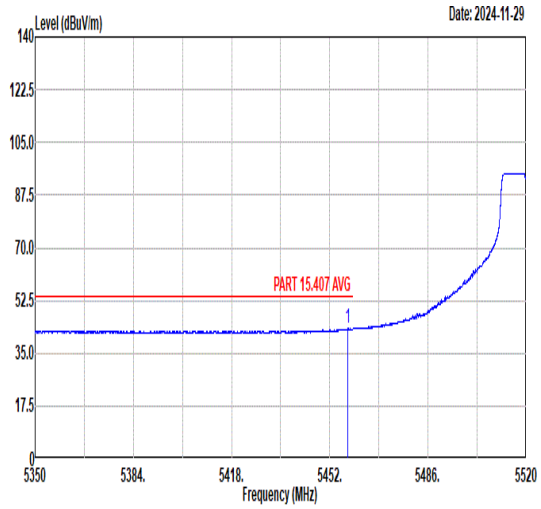 Freq Level Limit Line Margin (dB) Read Level Ant Factor Cable Loss Preamp Factor APos TPos Remark MHz dBuV/m dBuV/m dBuV dB/m dB dB cm deg 1 5458.22 43.23 54.00 -10.77 28.88 35.93 11.11 32.69 366 336 AVERAGE	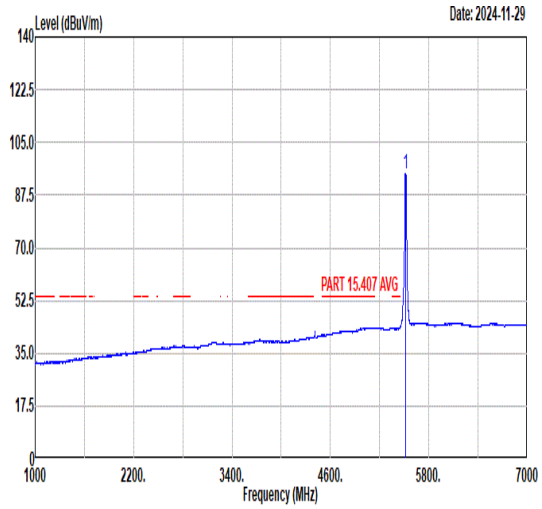 Freq Level Limit Line Margin (dB) Read Level Ant Factor Cable Loss Preamp Factor APos TPos Remark MHz dBuV/m dBuV/m dBuV dB/m dB dB cm deg 1 5520.00 94.62 ------ ------ 79.85 36.13 11.35 32.71 366 336 AVERAGE

Mode	62	
	Band Edge	
	U-NII-2C_5.47-5.725_802.11a_CH136_5680MHz	
ANT	1	
Pol.	Horizontal	Fundamental
Peak	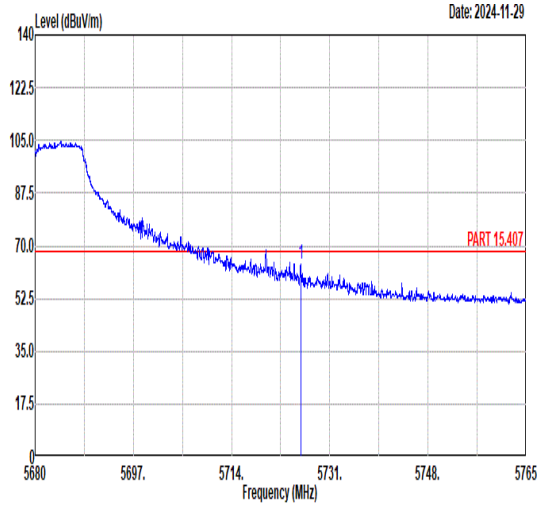 Freq Level Limit Line Margin (dB) Read Level Ant Factor Cable Loss Preamp Factor APos TPos Remark MHz dBuV/m dBuV/m dBuV dB/m dB dB cm deg 1 5725.94 63.87 68.30 -4.43 48.36 36.65 11.65 32.79 369 82 PEAK	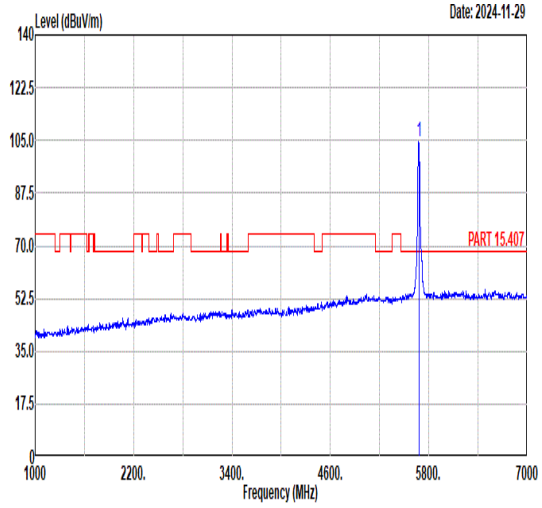 Freq Level Limit Line Margin (dB) Read Level Ant Factor Cable Loss Preamp Factor APos TPos Remark MHz dBuV/m dBuV/m dBuV dB/m dB dB cm deg 1 5680.00 104.71 ------ ------ 89.26 36.54 11.68 32.77 369 82 PEAK
Avg	Blank	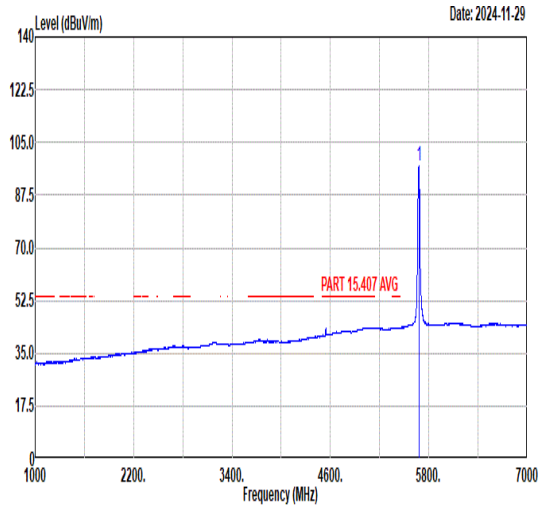 Freq Level Limit Line Margin (dB) Read Level Ant Factor Cable Loss Preamp Factor APos TPos Remark MHz dBuV/m dBuV/m dBuV dB/m dB dB cm deg 1 5680.00 97.18 ------ ------ 81.71 36.57 11.67 32.77 369 82 AVERAGE

Mode	62	
	Band Edge	
	U-NII-2C_5.47-5.725_802.11a_CH136_5680MHz	
ANT	1	
Pol.	Vertical	Fundamental
Peak	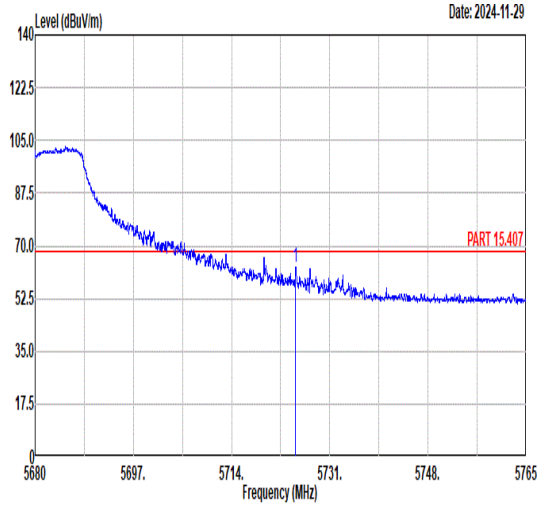 Freq Level Limit Line Margin (dB) Read Level Ant Factor Cable Loss Preamp Factor APos TPos Remark MHz dBuV/m dBuV/m dBuV dB/m dB dB cm deg 1 5725.10 62.65 68.30 -5.65 47.14 36.65 11.65 32.79 360 360 PEAK	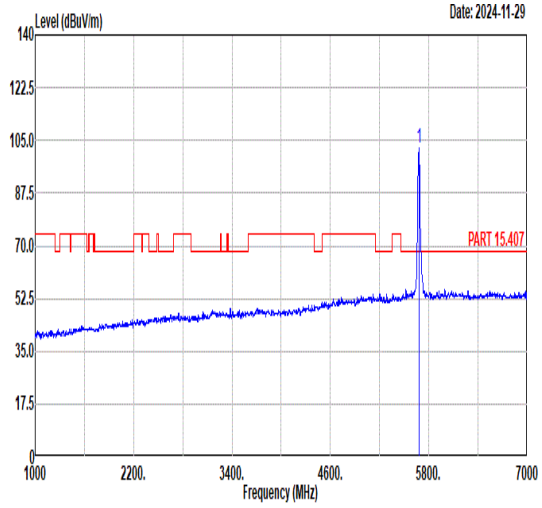 Freq Level Limit Line Margin (dB) Read Level Ant Factor Cable Loss Preamp Factor APos TPos Remark MHz dBuV/m dBuV/m dBuV dB/m dB dB cm deg 1 5680.00 102.39 ------ ------ 86.92 36.57 11.67 32.77 360 360 PEAK
Avg	Blank	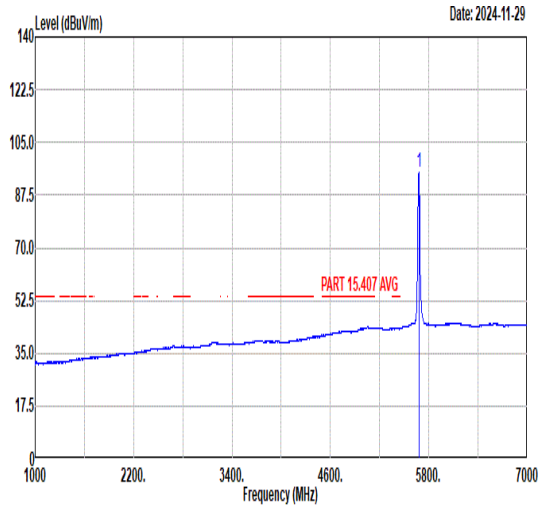 Freq Level Limit Line Margin (dB) Read Level Ant Factor Cable Loss Preamp Factor APos TPos Remark MHz dBuV/m dBuV/m dBuV dB/m dB dB cm deg 1 5680.00 95.26 ------ ------ 79.79 36.57 11.67 32.77 360 360 AVERAGE

Mode	63	
	Band Edge	
	U-NII-2C_5.47-5.725_802.11n HT20_CH136_5680MHz	
ANT	1	
Pol.	Horizontal	Fundamental
Peak	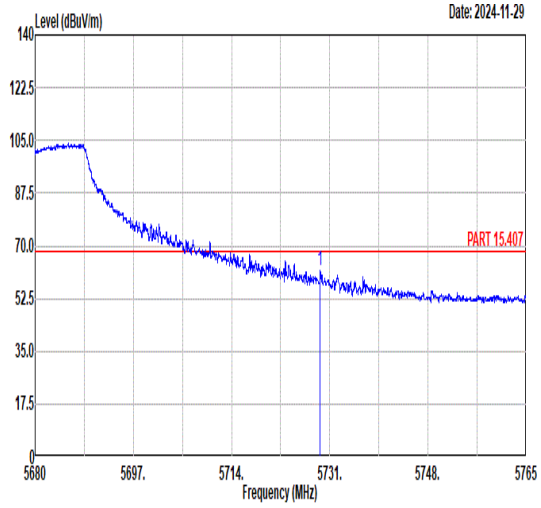 Freq Level Limit Line Margin (dB) Read Level Ant Factor Cable Loss Preamp Factor APos TPos Remark MHz dBuV/m dBuV/m dBuV dB/m dB dB cm deg 1 5729.35 61.71 68.30 -6.59 46.19 36.66 11.65 32.79 369 80 PEAK	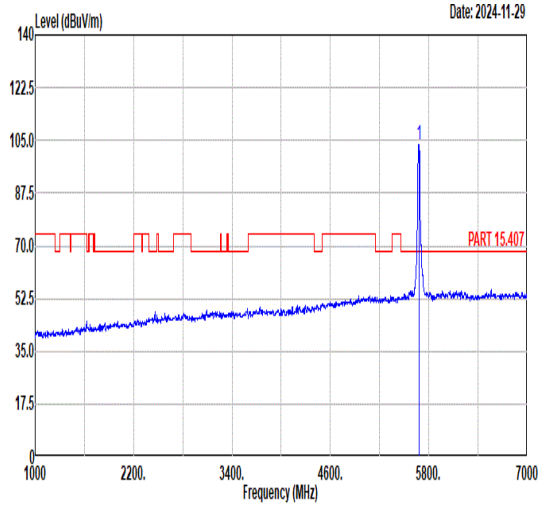 Freq Level Limit Line Margin (dB) Read Level Ant Factor Cable Loss Preamp Factor APos TPos Remark MHz dBuV/m dBuV/m dBuV dB/m dB dB cm deg 1 5680.00 103.36 ------ ------ 87.89 36.57 11.67 32.77 369 80 PEAK
Avg	Blank	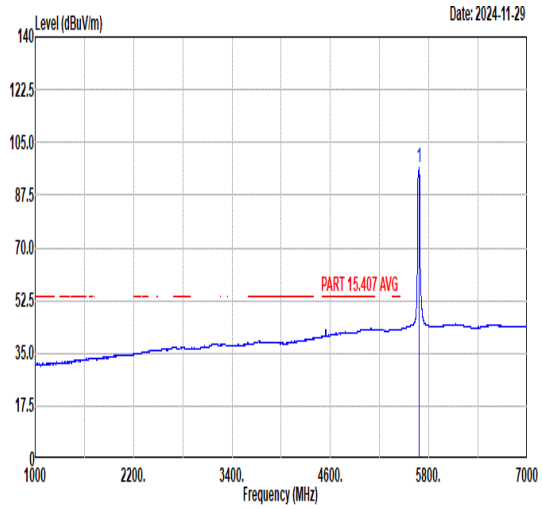 Freq Level Limit Line Margin (dB) Read Level Ant Factor Cable Loss Preamp Factor APos TPos Remark MHz dBuV/m dBuV/m dBuV dB/m dB dB cm deg 1 5680.00 96.66 ------ ------ 81.19 36.57 11.67 32.77 369 80 AVERAGE

Mode	63	
	Band Edge	
	U-NII-2C_5.47-5.725_802.11n HT20_CH136_5680MHz	
ANT	1	
Pol.	Vertical	Fundamental
Peak	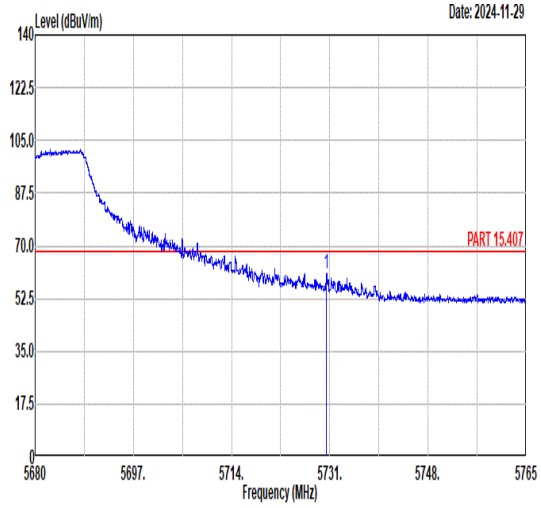 Freq Level Limit Line Margin (dB) Read Level Ant Factor Cable Loss Preamp Factor APos TPos Remark MHz dBuV/m dBuV/m dBuV dB/m dB dB cm deg 1 5730.45 60.90 68.30 -7.40 45.38 36.66 11.65 32.79 360 360 PEAK	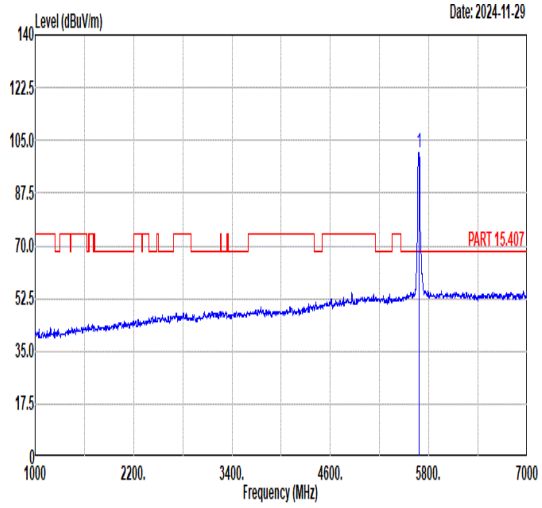 Freq Level Limit Line Margin (dB) Read Level Ant Factor Cable Loss Preamp Factor APos TPos Remark MHz dBuV/m dBuV/m dBuV dB/m dB dB cm deg 1 5680.00 101.05 ------ ------ 85.58 36.57 11.67 32.77 360 360 PEAK
Avg	Blank	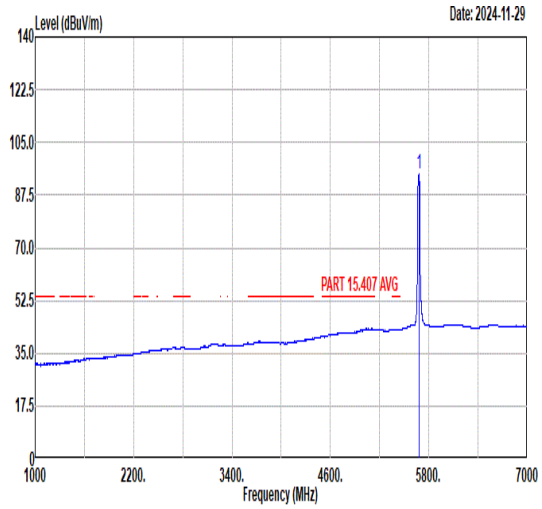 Freq Level Limit Line Margin (dB) Read Level Ant Factor Cable Loss Preamp Factor APos TPos Remark MHz dBuV/m dBuV/m dBuV dB/m dB dB cm deg 1 5680.00 94.57 ------ ------ 79.10 36.57 11.67 32.77 360 360 AVERAGE

Mode	64	
	Band Edge	
	U-NII-2C_5.47-5.725_802.11ax HE20_CH104_5520MHz	
ANT	1	
Pol.	Horizontal	Fundamental
Peak	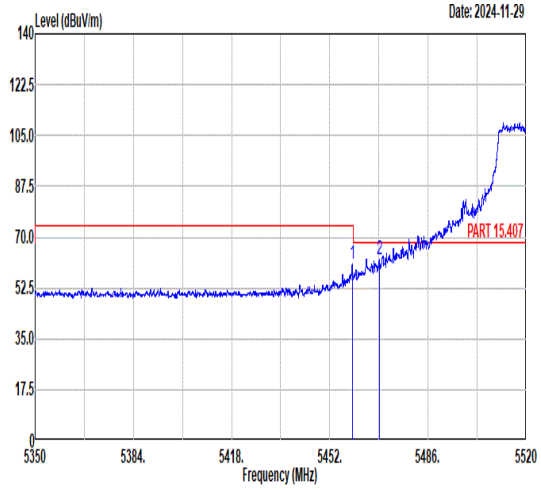 Freq Level Limit Line Margin (dB) Read Level Ant Factor Cable Loss Preamp Factor APos TPos Remark MHz dBuV/m dBuV/m dBuV dB/m dB dB cm deg 1 5459.75 60.65 74.00 -13.35 46.28 35.94 11.12 32.69 376 64 PEAK 2 5469.26 62.25 68.30 -6.05 47.80 35.98 11.16 32.69 376 64 PEAK	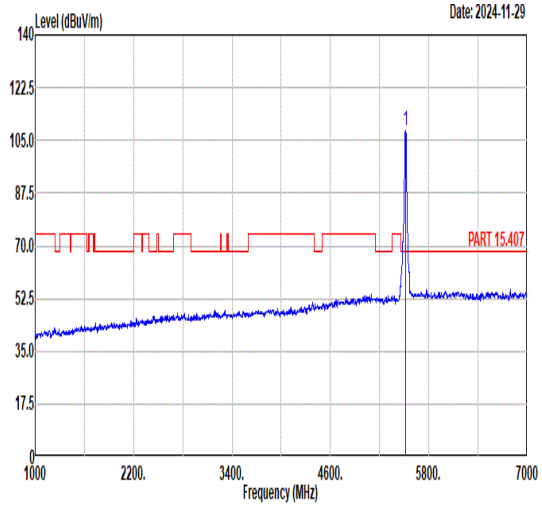 Freq Level Limit Line Margin (dB) Read Level Ant Factor Cable Loss Preamp Factor APos TPos Remark MHz dBuV/m dBuV/m dBuV dB/m dB dB cm deg 1 5520.00 108.31 ------ ------ 93.54 36.13 11.35 32.71 376 64 PEAK
Avg	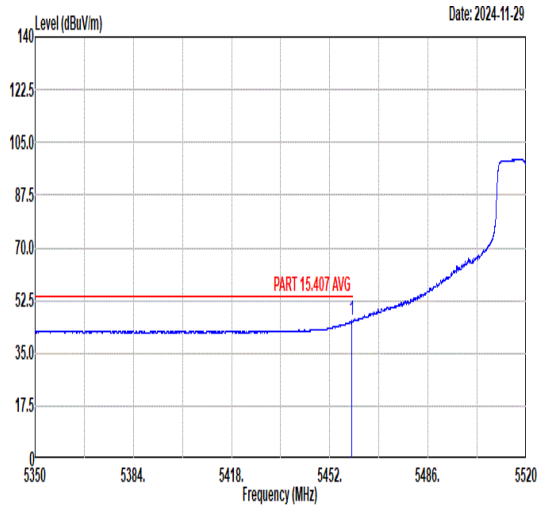 Freq Level Limit Line Margin (dB) Read Level Ant Factor Cable Loss Preamp Factor APos TPos Remark MHz dBuV/m dBuV/m dBuV dB/m dB dB cm deg 1 5459.58 45.72 54.00 -8.28 31.35 35.94 11.12 32.69 376 64 AVERAGE	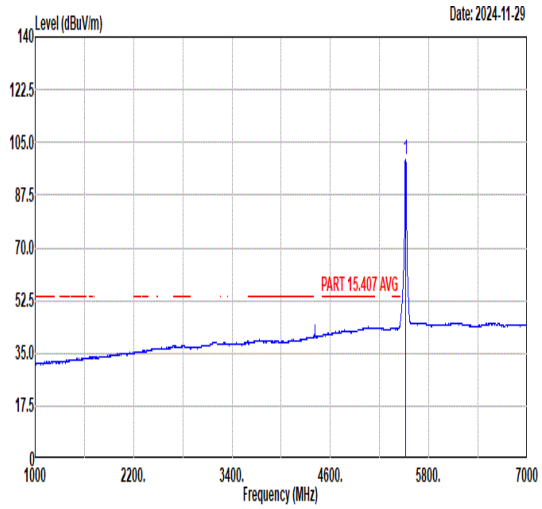 Freq Level Limit Line Margin (dB) Read Level Ant Factor Cable Loss Preamp Factor APos TPos Remark MHz dBuV/m dBuV/m dBuV dB/m dB dB cm deg 1 5520.00 99.08 ------ ------ 84.31 36.13 11.35 32.71 376 64 AVERAGE

Mode	64	
	Band Edge	
	U-NII-2C_5.47-5.725_802.11ax HE20_CH104_5520MHz	
ANT	1	
Pol.	Vertical	Fundamental
Peak	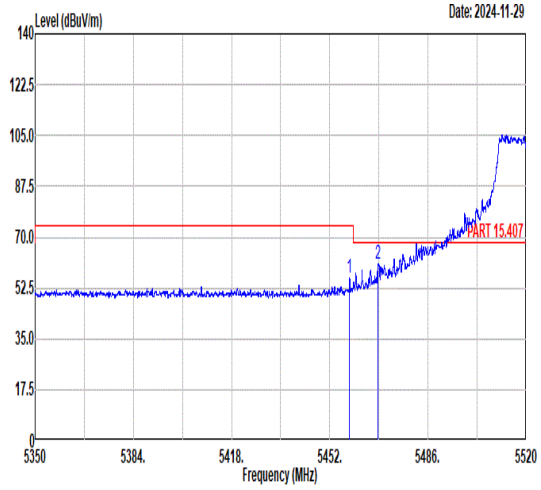 Freq Level Limit Line Margin (dB) Read Level Ant Factor Cable Loss Preamp Factor APos TPos Remark MHz dBuV/m dBuV/m dBuV dB/m dB dB cm deg 1 5458.89 55.78 74.00 -18.22 41.41 35.94 11.12 32.69 388 341 PEAK 2 5468.76 60.58 68.30 -7.72 46.13 35.98 11.16 32.69 388 341 PEAK	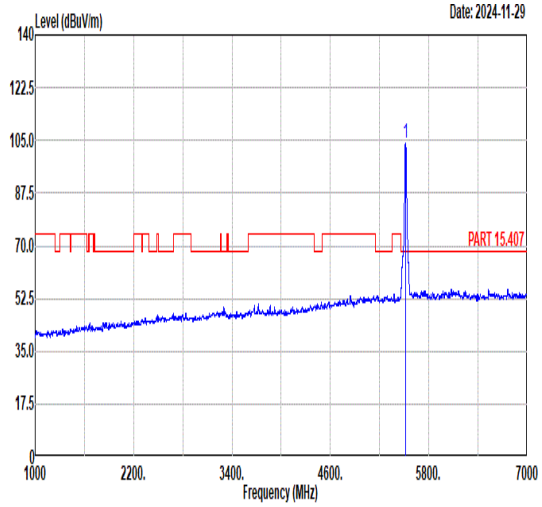 Freq Level Limit Line Margin (dB) Read Level Ant Factor Cable Loss Preamp Factor APos TPos Remark MHz dBuV/m dBuV/m dBuV dB/m dB dB cm deg 1 5520.00 103.91 ------ ------ 89.14 36.13 11.35 32.71 388 341 PEAK
Avg	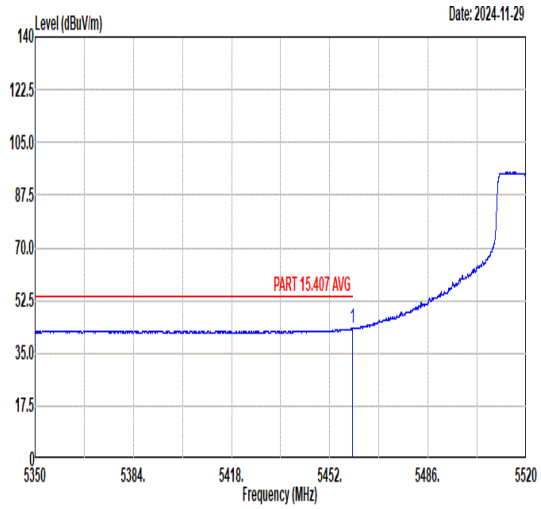 Freq Level Limit Line Margin (dB) Read Level Ant Factor Cable Loss Preamp Factor APos TPos Remark MHz dBuV/m dBuV/m dBuV dB/m dB dB cm deg 1 5459.99 43.09 54.00 -10.91 28.72 35.94 11.12 32.69 388 341 AVERAGE	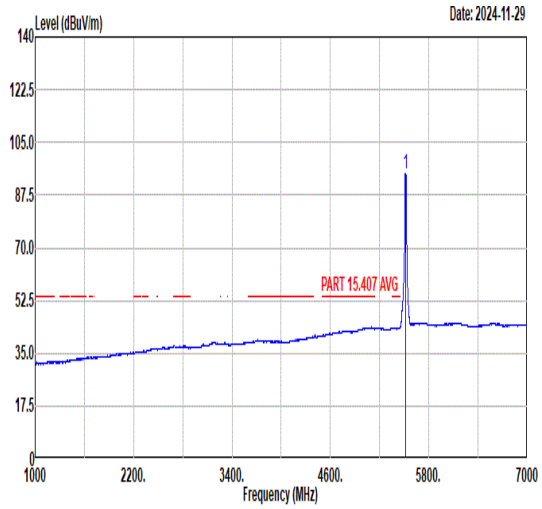 Freq Level Limit Line Margin (dB) Read Level Ant Factor Cable Loss Preamp Factor APos TPos Remark MHz dBuV/m dBuV/m dBuV dB/m dB dB cm deg 1 5520.00 94.80 ------ ------ 80.06 36.12 11.32 32.70 388 341 AVERAGE

Mode	65	
	Band Edge	
	U-NII-2C_5.47-5.725_802.11ax HE20_CH136_5680MHz	
ANT	1	
Pol.	Horizontal	Fundamental
Peak	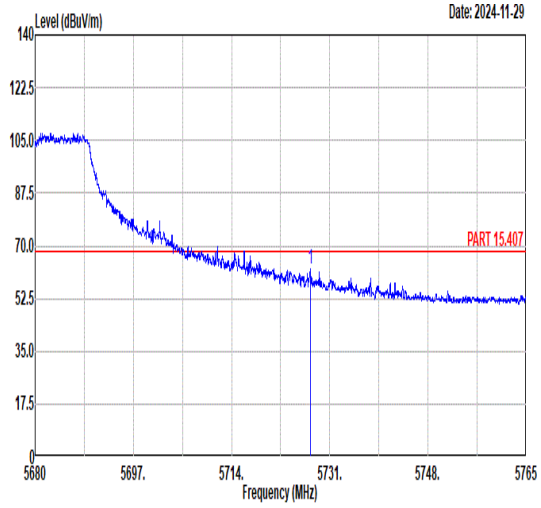 Freq Level Limit Line Margin (dB) Read Level Ant Factor Cable Loss Preamp Factor APos TPos Remark MHz dBuV/m dBuV/m dBuV dB/m dB dB cm deg 1 5727.65 62.28 68.30 -6.02 46.76 36.66 11.65 32.79 375 86 PEAK	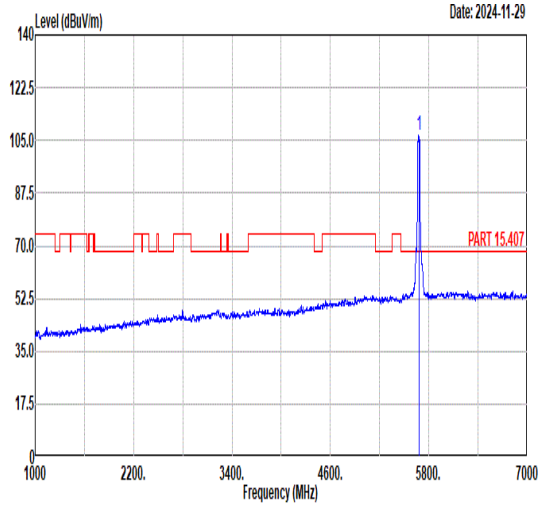 Freq Level Limit Line Margin (dB) Read Level Ant Factor Cable Loss Preamp Factor APos TPos Remark MHz dBuV/m dBuV/m dBuV dB/m dB dB cm deg 1 5680.00 106.75 ------ ------ 91.30 36.54 11.68 32.77 375 86 PEAK
Avg	Blank	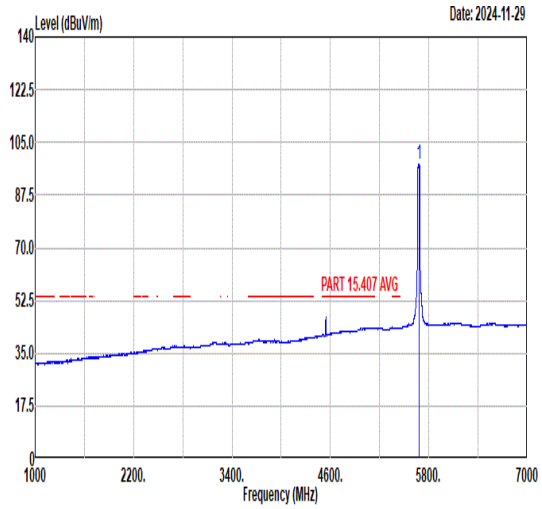 Freq Level Limit Line Margin (dB) Read Level Ant Factor Cable Loss Preamp Factor APos TPos Remark MHz dBuV/m dBuV/m dBuV dB/m dB dB cm deg 1 5680.00 97.83 ------ ------ 82.37 36.55 11.68 32.77 375 86 AVERAGE

Mode	65	
	Band Edge	
	U-NII-2C_5.47-5.725_802.11ax HE20_CH136_5680MHz	
ANT	1	
Pol.	Vertical	Fundamental
Peak	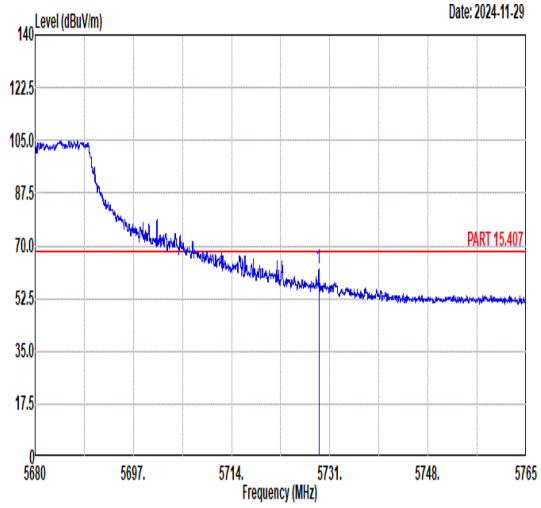 Freq Level Limit Line Margin (dB) Read Level Ant Factor Cable Loss Preamp Factor APos TPos Remark MHz dBuV/m dBuV/m dBuV dB/m dB dB cm deg 1 5729.10 62.22 68.30 -6.08 46.70 36.66 11.65 32.79 362 360 PEAK	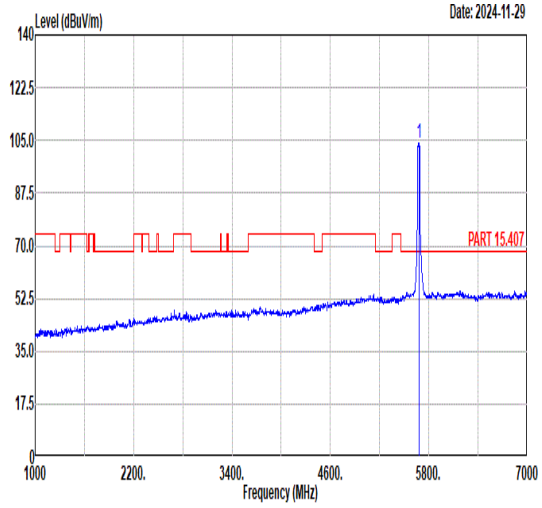 Freq Level Limit Line Margin (dB) Read Level Ant Factor Cable Loss Preamp Factor APos TPos Remark MHz dBuV/m dBuV/m dBuV dB/m dB dB cm deg 1 5680.00 104.26 ------ ------ 88.79 36.57 11.67 32.77 362 360 PEAK
Avg	Blank	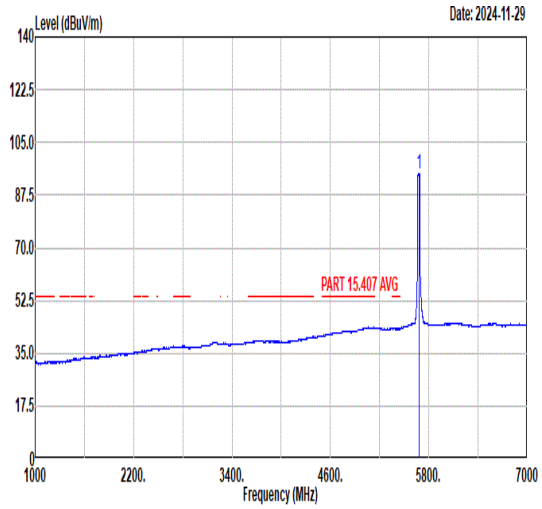 Freq Level Limit Line Margin (dB) Read Level Ant Factor Cable Loss Preamp Factor APos TPos Remark MHz dBuV/m dBuV/m dBuV dB/m dB dB cm deg 1 5680.00 94.59 ------ ------ 79.12 36.57 11.67 32.77 362 360 AVERAGE

Appendix D. Duty Cycle Plots

Band	Duty Cycle(%)	T(ms)	1/T(kHz)	VBW Setting
802.11a	98.71	-	-	10Hz
802.11n HT20	97.51	5.09	0.110	300Hz
802.11n HT40	93.33	4.9	0.204	300Hz
802.11ax HE20	99.23	-	-	10Hz
802.11ax HE40	97.49	3.88	0.258	300Hz

802.11a

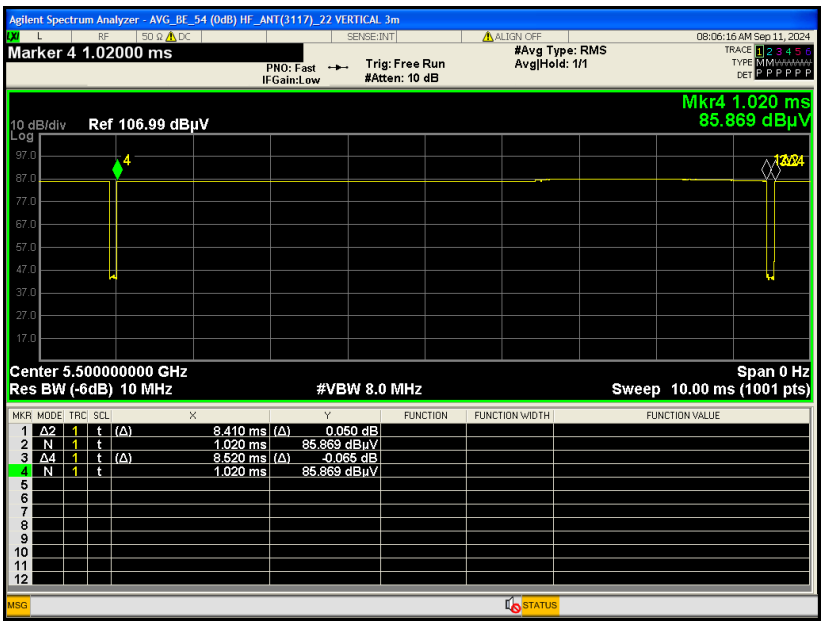

802.11n HT20

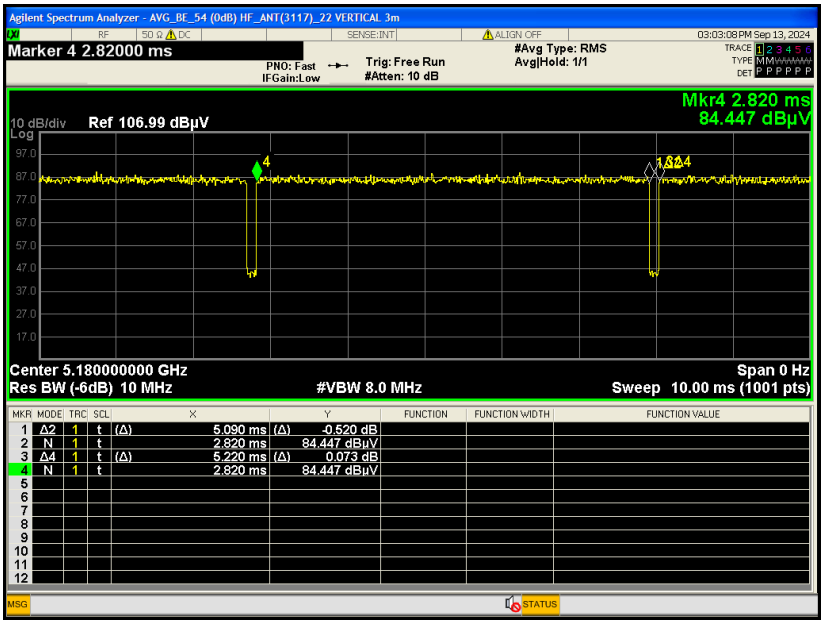

802.11n HT40

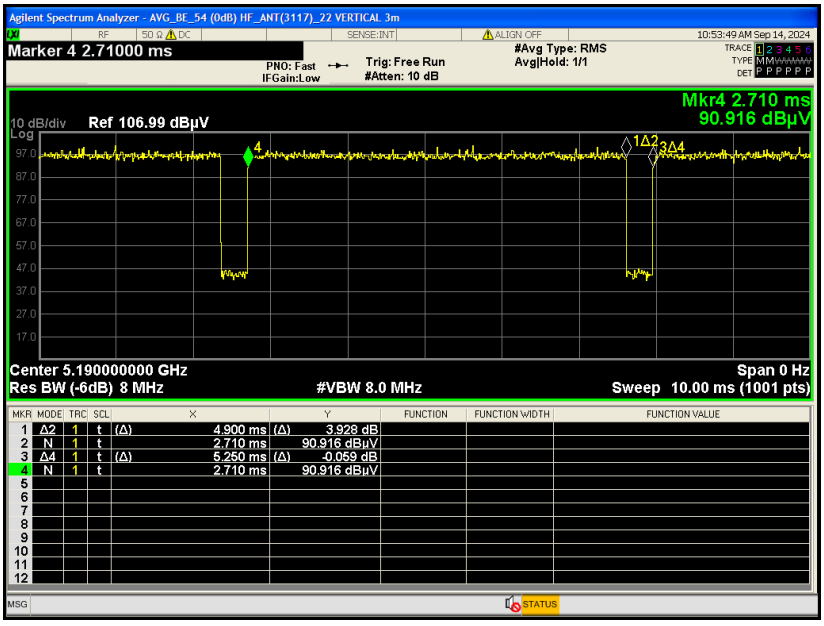

802.11ax HE20

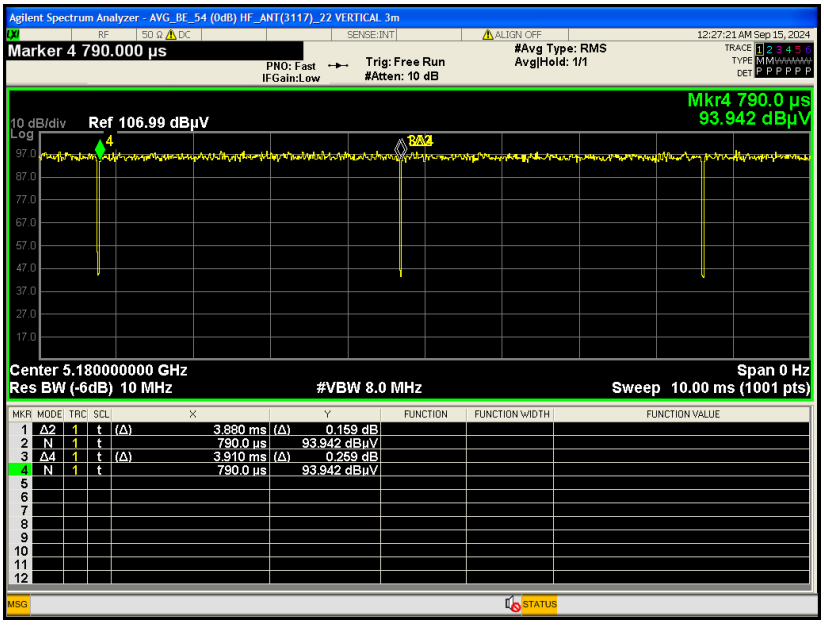
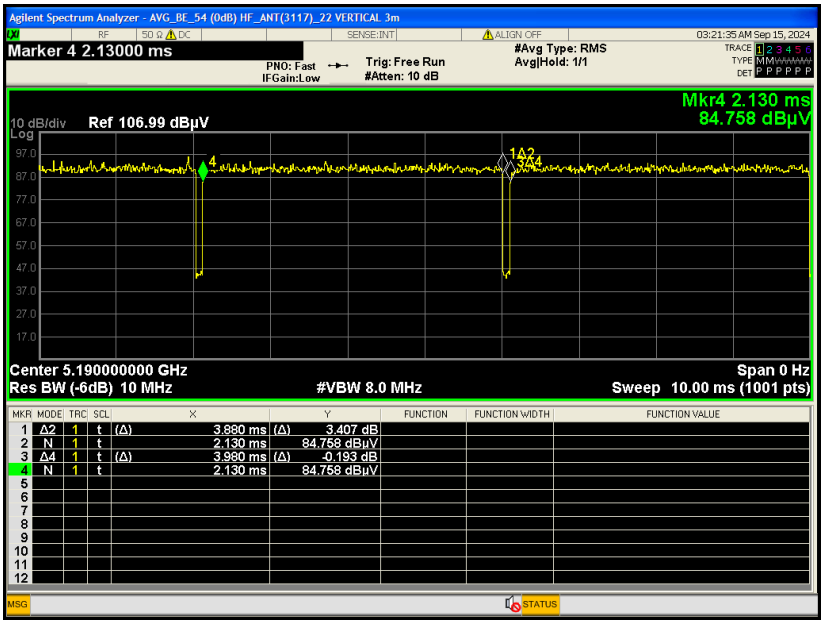
802.11ax HE40