

Bluetooth Passive Infrared sensor



SPECIFICATION

The ANT-15P-BLE-SR uses PIR motion detector architecture and passive infrared (PIR) technology for improved detection coverage applications.

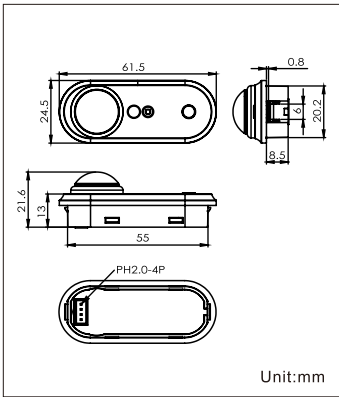
OVERVIEW

- PIR sensor.
- Daylight Harvesting
- Bluetooth® SIG mesh.
- High-End Trim, Zoning, Continuous Bi-level Dimming.
- LED Motion indicator.
- Mounting height up to 13 ft .
- 360° coverage pattern.
- Low Voltage connector.
- Technology Partner SILVAIR.



FEATURES AND BENEFITS

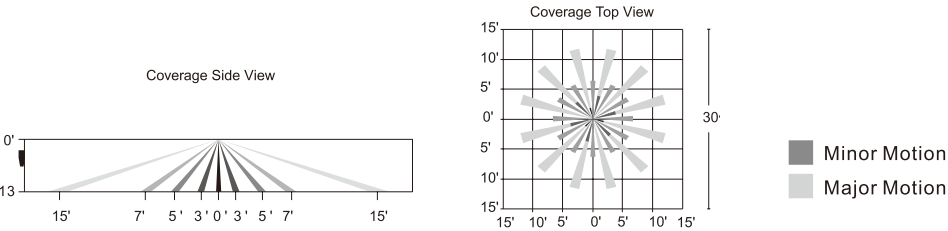
- Bluetooth to 0-10V signal converter, Bluetooth® mesh network.
- Built-in 20mA 0-10V signal output.
- Mesh network, which has a much longer control distance, transmits received signals to neighboring devices.
- All devices on 0-10V line are broadcast controlled by mobile application.
- In typical outdoor environment, the typical range for wireless communication is 100ft(30m).
- Actual range is dependent on field installation.
- Available with Magnetic reset (Touch the top part of sensor for 5 seconds).
- On-board antenna.



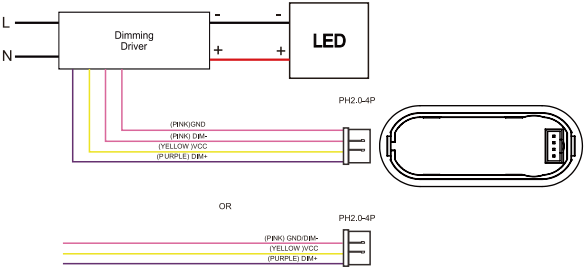
TECHNICAL DATA

Motion Sensor	Passive infrared sensor
Input Power	10-14VDC, >50mA
Control Output	0-10V, max 25mA sinking current
Mounting height	13ft(4m) Max.
Detection angle	360°
Operating temperature	-20°C-60°C
Max Bluetooth Range	100ft(30m)
Warranty	5years

COVERAGE PATTERNS



Wiring



ORDERING INFORMATION

ANT-15P-BLE-SR Bluetooth Passive Infrared sensor

FCC STATEMENT

1. This device complies with Part 15 of the FCC Rules. Operation is subject to the following two conditions:
 - (1) This device may not cause harmful interference.
 - (2) This device must accept any interference received, including interference that may cause undesired operation.

This device complies with Part 15 of the FCC Rules. Operation is subject to the following two conditions: (1) this device may not cause harmful interference, and (2) this device must accept any interference received, including interference that may cause undesired operation.

Caution: The user is cautioned that changes or modifications not expressly approved by the party responsible for compliance could void the user's authority to operate the equipment.

Note: This equipment has been tested and found to comply with the limits for a Class B digital device, pursuant to part 15 of the FCC Rules. These limits are designed to provide reasonable protection against harmful interference in a residential installation. This equipment generates uses and can radiate radio frequency energy and, if not installed and used in accordance with the instructions, may cause harmful interference to radio communications. However, there is no guarantee that interference will not occur in a particular installation. If this equipment does cause harmful interference to radio or television reception, which can be determined by turning the equipment off and on, the user is encouraged to try to correct the interference by one or more of the following measures:

- Reorient or relocate the receiving antenna.
- Increase the separation between the equipment and receiver.
- Connect the equipment into an outlet on a circuit different from that to which the receiver is connected.