

How to find the **FCC ID** number?

For smartphone users:

Open the Vasco Connect app.

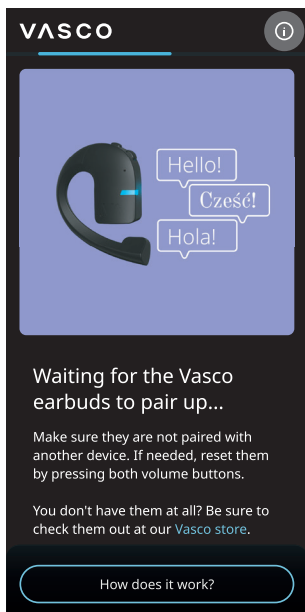
For Vasco V4 translator users:

Enter 'Earbuds' view

Then, there are 2 ways to find the FCC ID number.

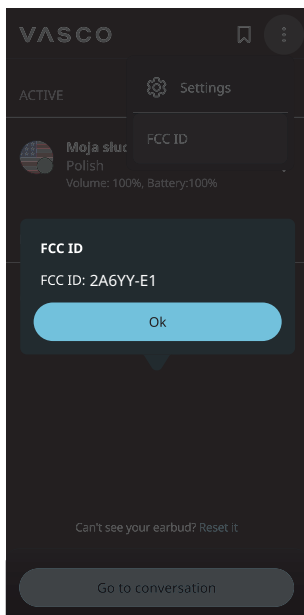
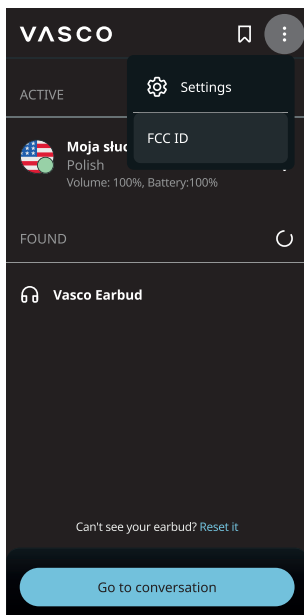
1

Tap the information icon. You can access it when you don't have any earbuds paired yet. Check the screen below.



2

Tap the Settings drop-down menu and then choose the FCC ID panel. This option is available when you have already paired Vasco Translator E1. Check the screens below.



The FCC ID number can also be found on the back of the giftbox, as shown in the picture:

