

Secure Band Antenna Specification	Version:	1.0	
	Date:	09/12/2022	
	Page:	1 of 3	

Secure Band Antenna Specification

Date:	09/12/2022
Version:	1.0


Owned by:	Brad Buike	Head of Product Engineering
Prepared by:	Brad Buike	Head of Product Engineering
Checked by:	Charles Lewinton	CTO
Approved by:	Charles Lewinton	CTO

DOCUMENT HISTORY

Version	Date	Author	Description
1.0	09/12/2022	Brad Buike	First Release

COMMERCIAL IN CONFIDENCE

The material contained in this document may not be copied, published, transmitted, reproduced or disclosed, in whole or in part without the prior written permission of buddi Ltd.

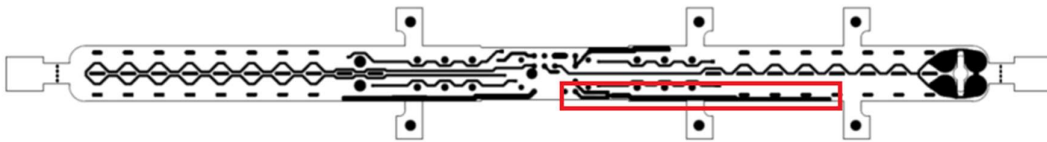
Secure Band Antenna Specification	Version:	1.0	
	Date:	09/12/2022	
	Page:	2 of 3	

CONTENTS

1. Brief Overview.....	3
2. Specification.....	3

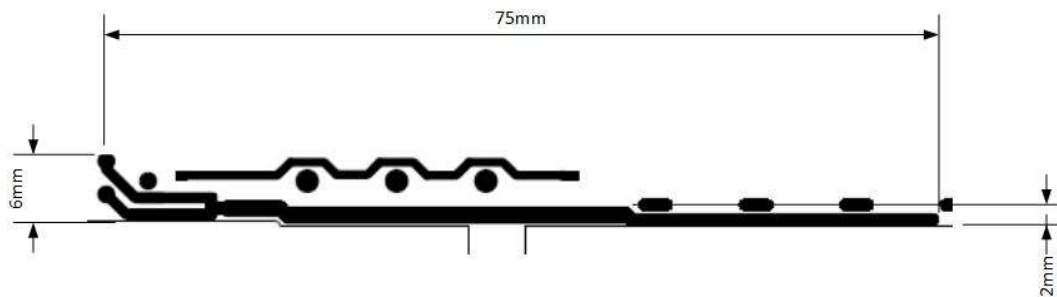
1. Brief Overview

The Secure Band antenna is a PCB trace printed on the Wristband flex as highlighted below.



2. Specification

- Dimensions –



- Conductor thickness – 18um copper + plating
- Insulation – 125um coverlay
- Overall flex thickness 0.35mm
- Trace resistance: 50 ohms
- Dimensions of trace tuned to 914.5MHz, to 921MHz
- Antenna gain: 0dBi