

## **B. PHOTOGRAPHS OF EMISSION SET-UP**

## B.1 Radiated Spurious Emissions below 1 GHz




Front




Rear

Note : Maintaining 10cm spacing between all the equipment cabinets.

## B.2 Radiated Spurious Emissions above 1 GHz




Front



Rear

Note : Maintaining 10cm spacing between all the equipment cabinets.


### B.3 AC Conducted Emissions




Note : Maintaining 10cm spacing between all the equipment cabinets.

## **C. PHOTOGRAPHS OF EUT Axis**


## C.1 EUT Axis



X



Y



Z