Test Graphs

11A-CDD_Ant6_5745

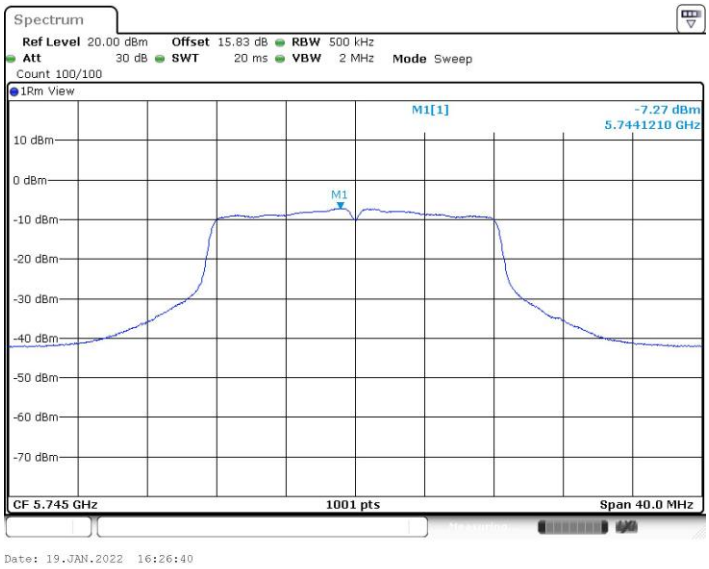

11A-CDD_Ant7_5745

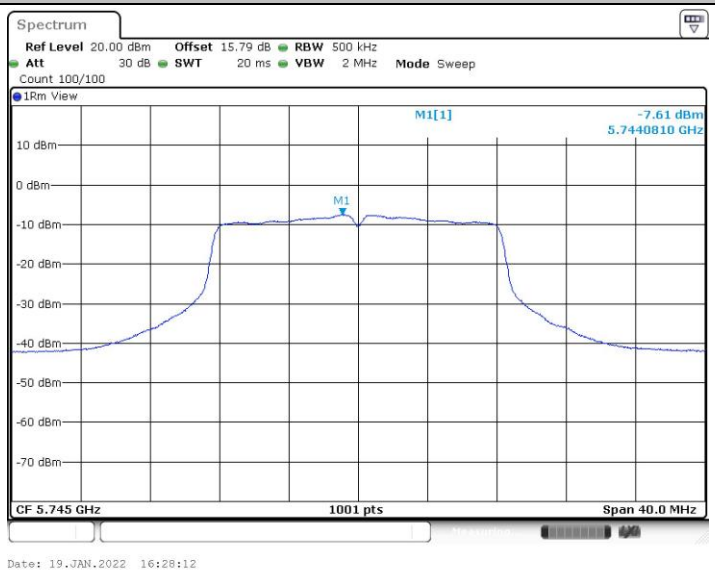

11A-CDD_Ant6_5785

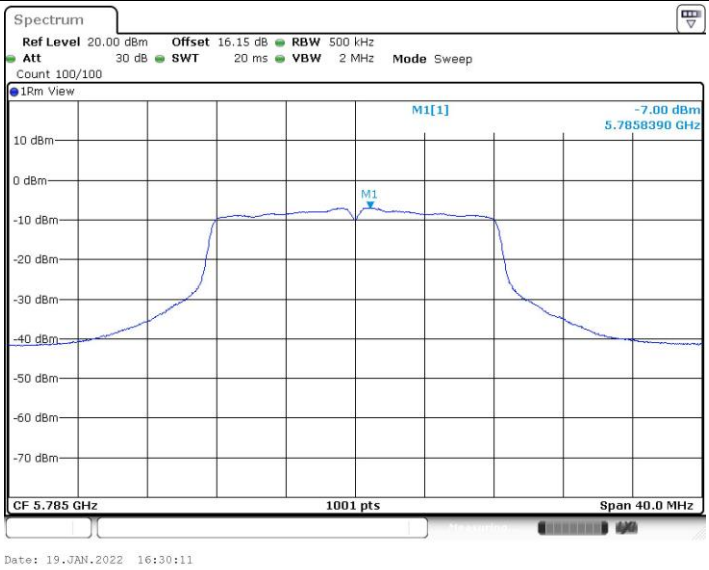

11A-CDD_Ant7_5785

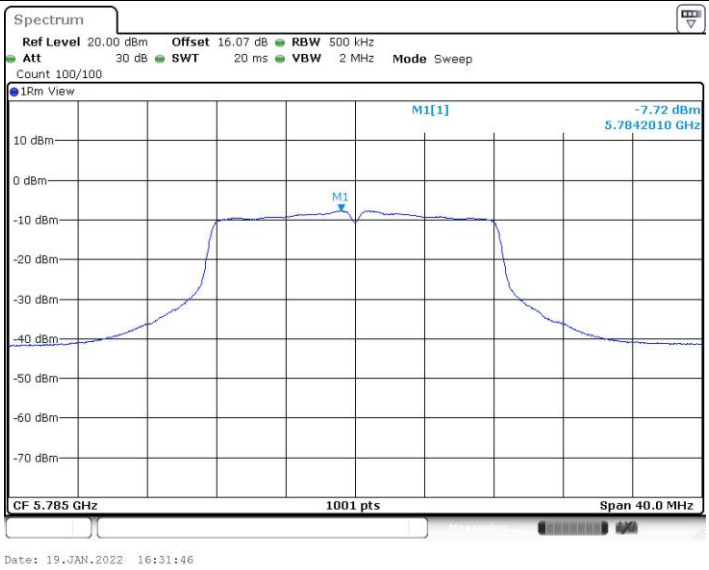

11A-CDD_Ant6_5825

11A-CDD_Ant7_5825

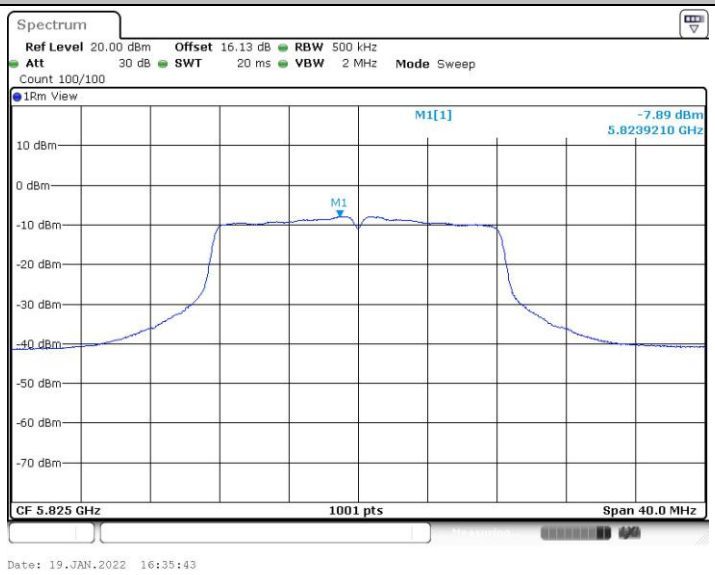

11AC20-CDD_Ant6_5745

11AC20-CDD_Ant7_5745

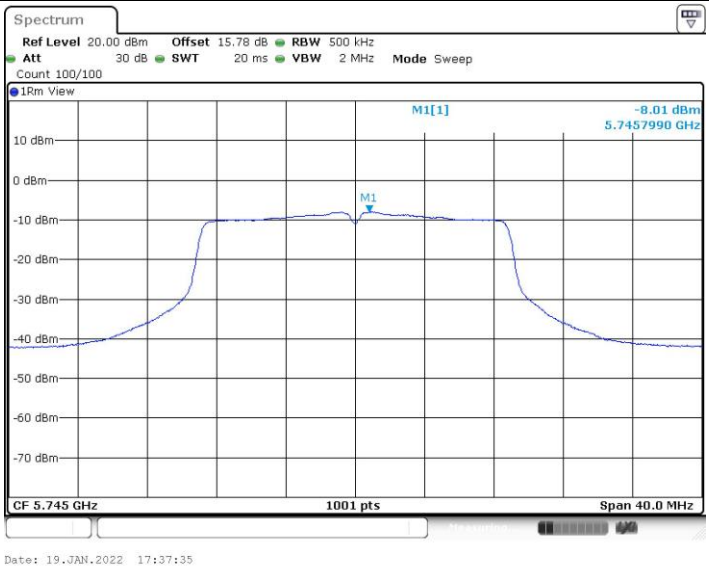

11AC20-CDD_Ant6_5785

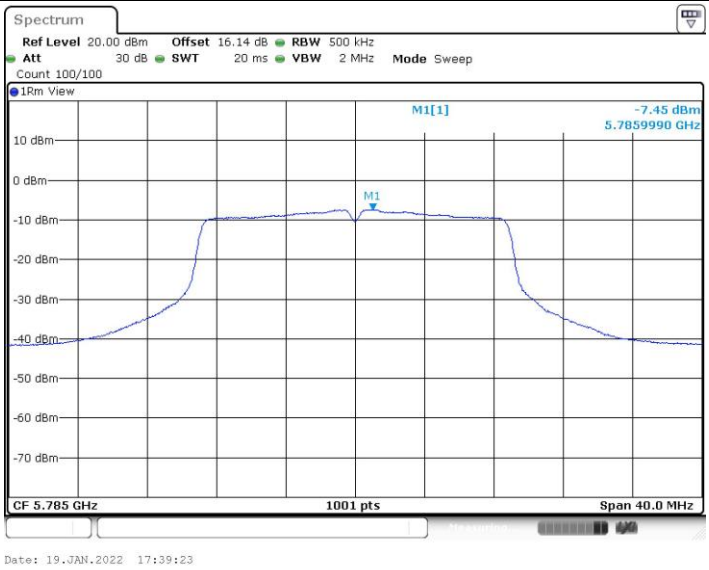

11AC20-CDD_Ant7_5785

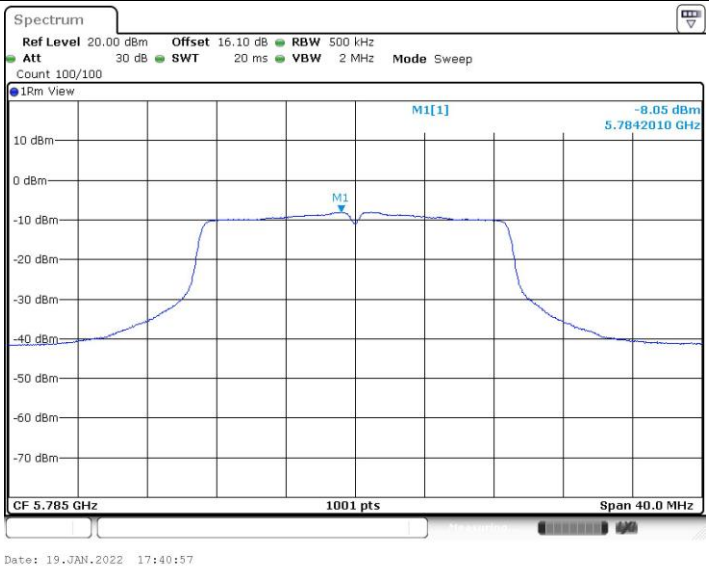

11AC20-CDD_Ant6_5825

11AC20-CDD_Ant7_5825

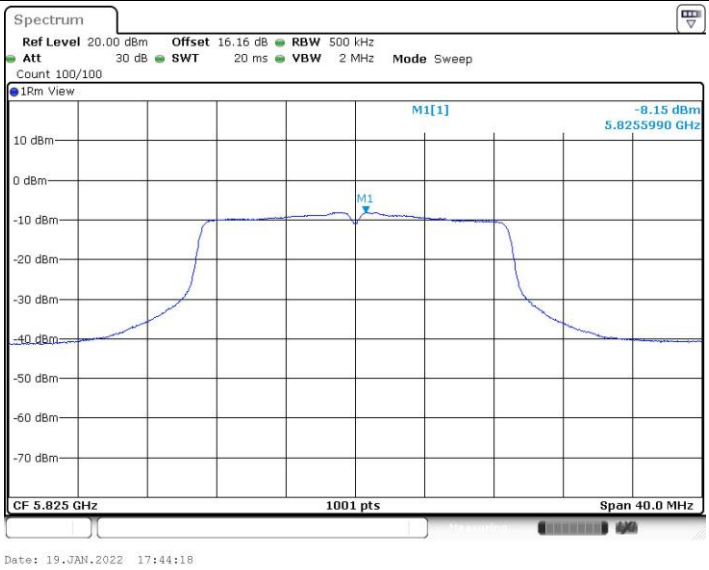

11AC40-CDD_Ant6_5755

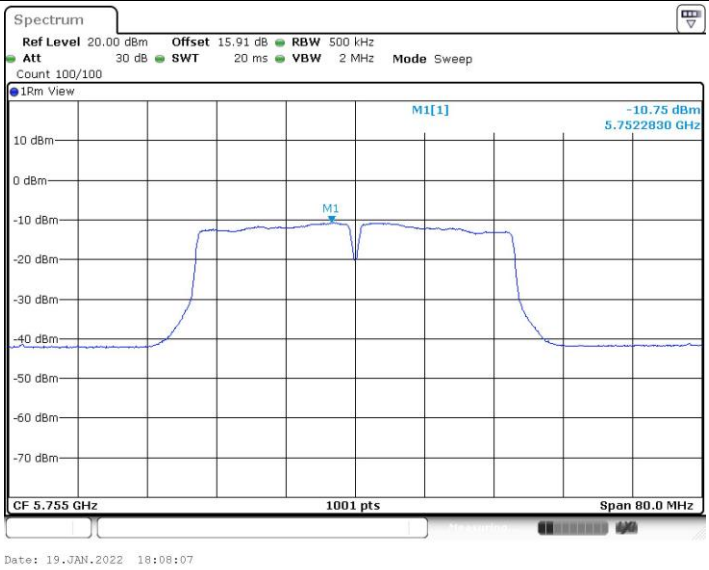

11AC40-CDD_Ant7_5755

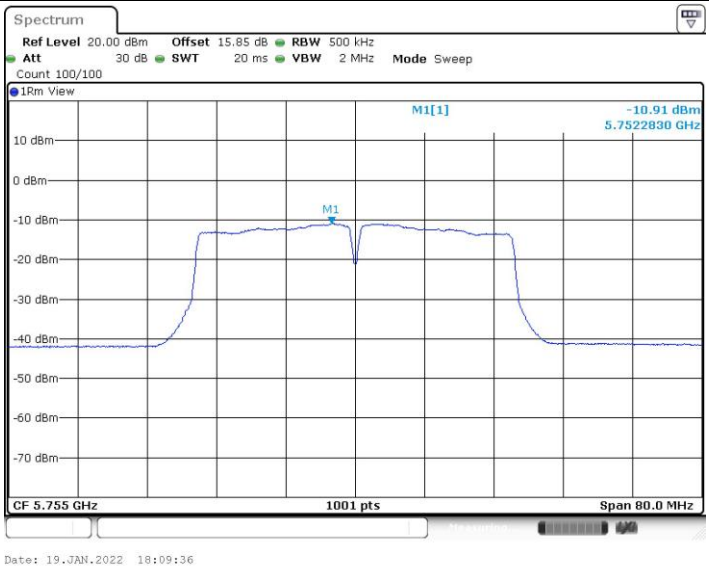

11AC40-CDD_Ant6_5795

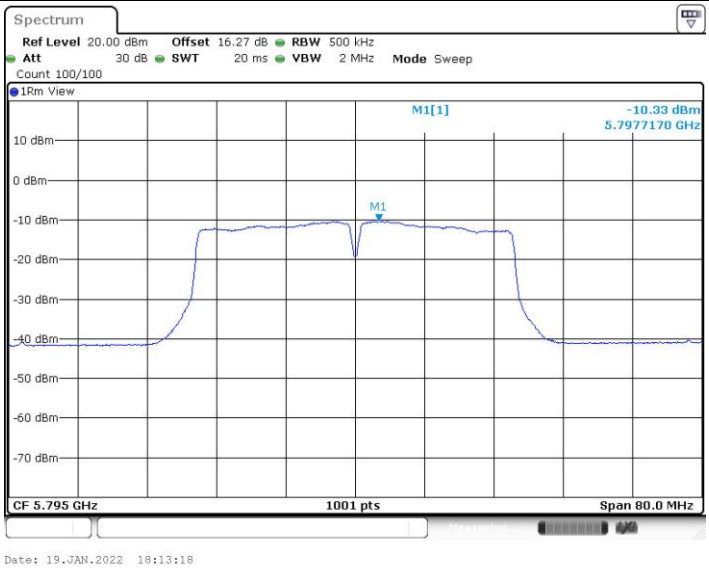

11AC40-CDD_Ant7_5795

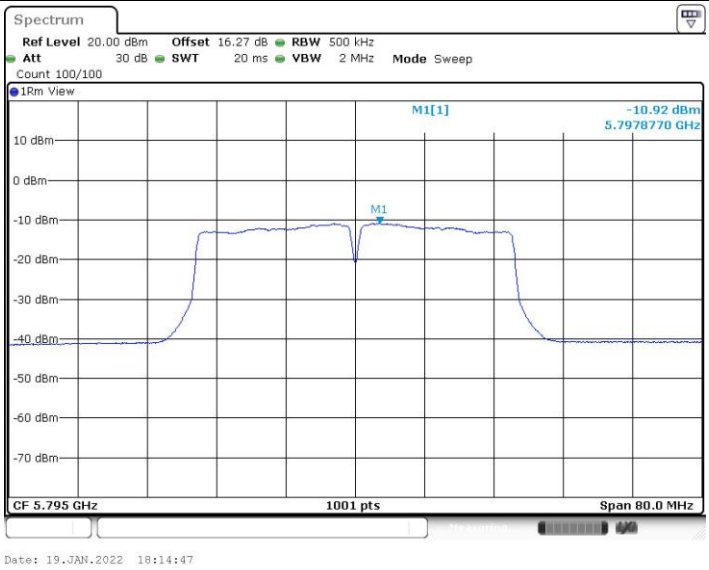

11AC80-CDD_Ant6_5775

11AC80-CDD_Ant7_5775

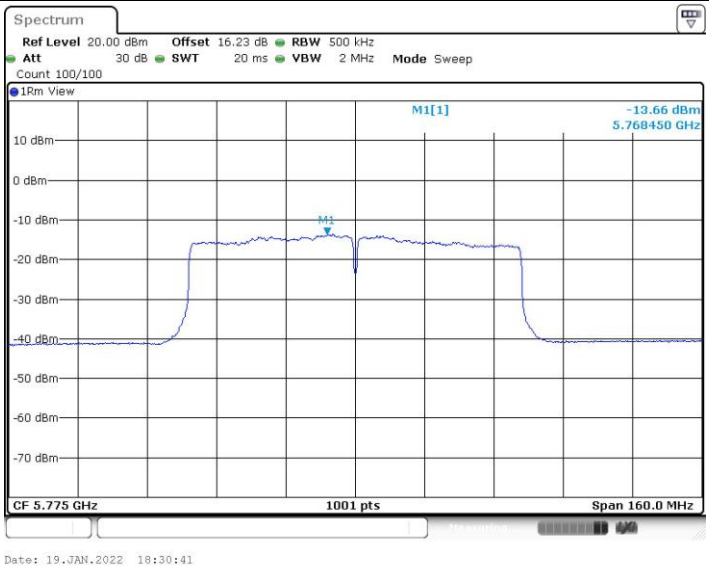

Appendix B. AC Conducted Emission Test Results

Test Engineer :	Amos Zhang	**Temperature :**	25.3~26.2℃
		Relative Humidity :	38~40%
Test Voltage :	120Vac / 60Hz	**Phase :**	Line
Remark :	All emissions not reported here are more than 10 dB below the prescribed limit.		

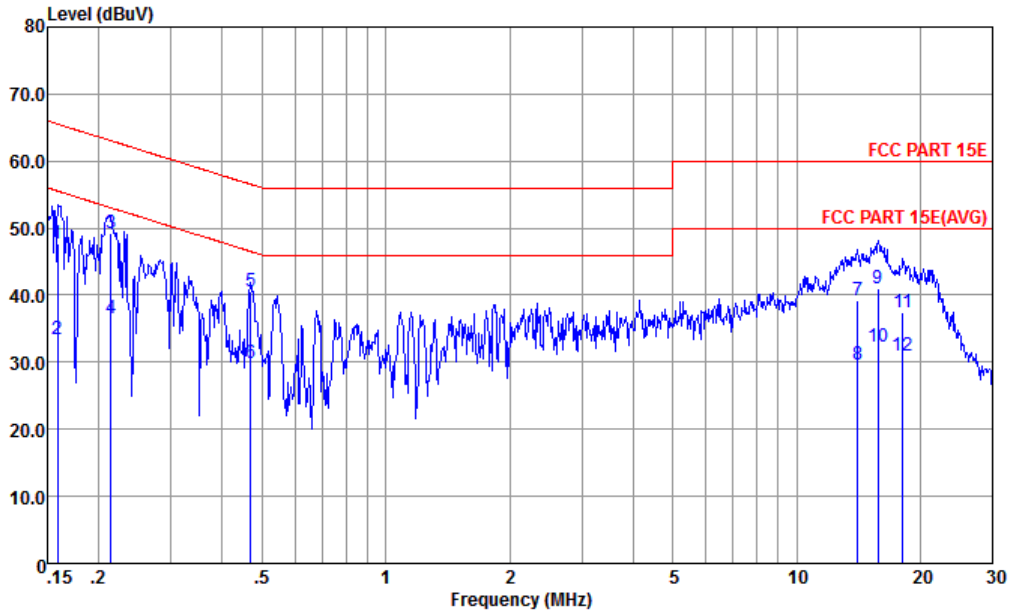

Site : CO01-KS
Condition : FCC PART 15E LISN-060105-L LINE

		Freq MHz	Level dBuV	Over Limit dB	Limit Line dBuV	Read Level dBuV	LISN Factor dB	Cable Loss dB	Remark
1		0.159	47.68	-17.84	65.52	37.20	0.02	10.46	QP
2		0.159	33.38	-22.14	55.52	22.90	0.02	10.46	Average
3	*	0.214	49.30	-13.75	63.05	38.90	0.05	10.35	QP
4		0.214	36.60	-16.45	53.05	26.20	0.05	10.35	Average
5		0.469	40.54	-16.00	56.54	30.20	0.10	10.24	QP
6		0.469	29.94	-16.60	46.54	19.60	0.10	10.24	Average
7		14.063	39.17	-20.83	60.00	28.49	0.29	10.39	QP
8		14.063	29.57	-20.43	50.00	18.89	0.29	10.39	Average
9		15.801	40.95	-19.05	60.00	30.21	0.33	10.41	QP
10		15.801	32.35	-17.65	50.00	21.61	0.33	10.41	Average
11		18.135	37.49	-22.51	60.00	26.61	0.42	10.46	QP
12		18.135	31.09	-18.91	50.00	20.21	0.42	10.46	Average

Test Engineer :	Amos Zhang	**Temperature :**	25.3~26.2℃
		Relative Humidity :	38~40%
Test Voltage :	120Vac / 60Hz	**Phase :**	Neutral
Remark :	All emissions not reported here are more than 10 dB below the prescribed limit.		

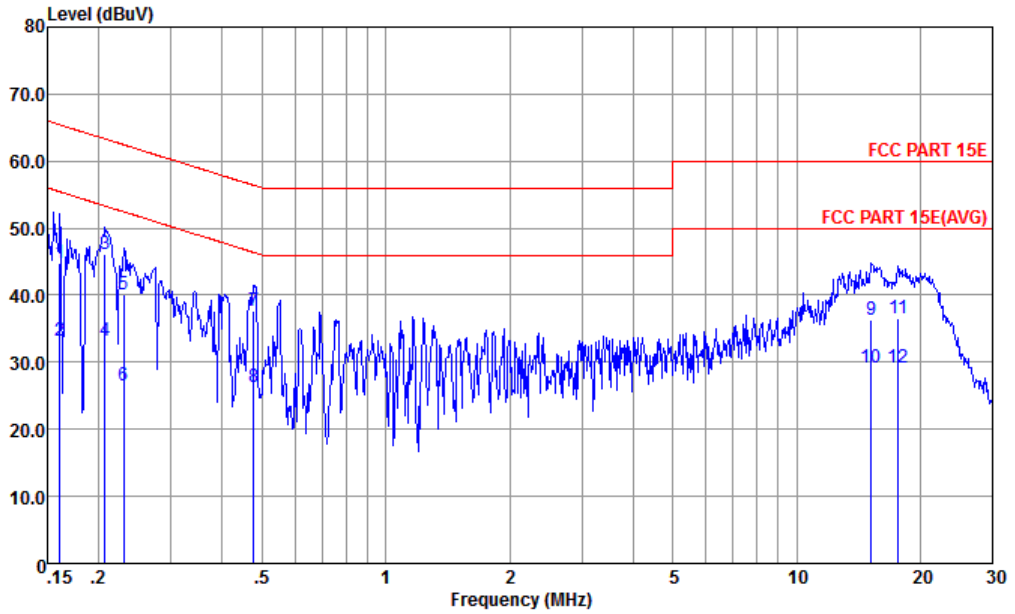

Site : CO01-KS
Condition : FCC PART 15E LISN-060105-N NEUTRAL

		Freq MHz	Level dBuV	Over Limit dB	Limit Line dBuV	Read Level dBuV	LISN Factor dB	Cable Loss dB	Remark
1		0.161	44.76	-20.67	65.43	34.20	0.11	10.45	QP
2		0.161	33.16	-22.27	55.43	22.60	0.11	10.45	Average
3	*	0.207	46.06	-17.26	63.32	35.60	0.10	10.36	QP
4		0.207	33.26	-20.06	53.32	22.80	0.10	10.36	Average
5		0.230	40.04	-22.40	62.44	29.60	0.10	10.34	QP
6		0.230	26.54	-25.90	52.44	16.10	0.10	10.34	Average
7		0.476	37.55	-18.86	56.41	27.20	0.11	10.24	QP
8		0.476	26.25	-20.16	46.41	15.90	0.11	10.24	Average
9		15.226	36.21	-23.79	60.00	25.49	0.32	10.40	QP
10		15.226	29.21	-20.79	50.00	18.49	0.32	10.40	Average
11		17.661	36.48	-23.52	60.00	25.60	0.43	10.45	QP
12		17.661	29.18	-20.82	50.00	18.30	0.43	10.45	Average

Note:

1. Level(dBμV) = Read Level(dBμV) + LISN Factor(dB) + Cable Loss(dB)
2. Over Limit(dB) = Level(dBμV) – Limit Line(dBμV)

Appendix C. Radiated Spurious Emission

Band 4 - 5725~5850MHz

WIFI 802.11a (Band Edge @ 3m)

WIFI Ant.	Note	Frequency	Level	Over Limit	Limit Line	Read Level	Antenna Factor	Path Loss	Preamp Factor	Ant Pos	Table Pos	Peak Avg.	Pol.
6+7		(MHz)	(dBμV/m)	(dB)	(dBμV/m)	(dBμV)	(dB/m)	(dB)	(dB)	(cm)	(deg)	(P/A)	(H/V)
802.11a CH 149 5745MHz		5625.6	55.96	-12.34	68.3	41.41	35.48	11.15	32.08	211	20	P	H
		5686.8	56.13	-39.43	95.56	41.42	35.55	11.22	32.06	211	20	P	H
		5706.4	57.06	-50.03	107.09	42.27	35.6	11.23	32.04	211	20	P	H
		5723.6	56.71	-62.4	119.11	41.88	35.62	11.25	32.04	211	20	P	H
		5746	103.03	------	------	88.12	35.65	11.27	32.01	211	20	P	H
		5746	96.4	------	------	81.49	35.65	11.27	32.01	211	20	A	H
		5625.6	54.81	-13.49	68.3	40.26	35.48	11.15	32.08	250	351	P	V
		5690.8	56.73	-41.79	98.52	41.99	35.58	11.22	32.06	250	351	P	V
		5718.8	55.8	-54.76	110.56	40.99	35.6	11.25	32.04	250	351	P	V
		5724.4	57.11	-63.82	120.93	42.28	35.62	11.25	32.04	250	351	P	V
		5746	98.93	------	------	84.02	35.65	11.27	32.01	250	351	P	V
		5746	93.86	------	------	78.95	35.65	11.27	32.01	250	351	A	V

WIFI Ant. 6+7	Note	Frequency (MHz)	Level (dBμV/m)	Over Limit (dB)	Limit Line (dBμV/m)	Read Level (dBμV)	Antenna Factor (dB/m)	Path Loss (dB)	Preamp Factor (dB)	Ant Pos (cm)	Table Pos (deg)	Peak Avg. (P/A)	Pol. (H/V)
802.11a CH 165 5825MHz		5853.2	57.11	-57.89	115	41.88	35.8	11.36	31.93	267	22	P	H
		5857.2	57.85	-52.43	110.28	42.6	35.8	11.38	31.93	267	22	P	H
		5922.8	56.61	-13.31	69.92	41.38	35.78	11.44	31.99	267	22	P	H
		5928	57.2	-11.1	68.3	41.98	35.77	11.44	31.99	267	22	P	H
		5824	102.55	------	------	87.4	35.75	11.35	31.95	267	22	P	H
		5824	95.43	------	------	80.28	35.75	11.35	31.95	267	22	A	H
		5852.4	57.08	-59.75	116.83	41.85	35.8	11.36	31.93	244	353	P	V
		5863.2	56.81	-51.79	108.6	41.59	35.79	11.38	31.95	244	353	P	V
		5893.2	57.09	-34.71	91.8	41.87	35.78	11.41	31.97	244	353	P	V
		5930.8	57.35	-10.95	68.3	42.13	35.77	11.44	31.99	244	353	P	V
		5824	100.5	------	------	85.35	35.75	11.35	31.95	244	353	P	V
		5824	93.69	------	------	78.54	35.75	11.35	31.95	244	353	A	V
Remark	1. No other spurious found. 2. All results are PASS against Peak and Average limit line.												

Band 4 5725~5850MHz

WIFI 802.11a (Harmonic @ 3m)

WIFI Ant. 6+7	Note	Frequency (MHz)	Level (dBμV/m)	Over Limit (dB)	Limit Line (dBμV/m)	Read Level (dBμV)	Antenna Factor (dB/m)	Path Loss (dB)	Preamp Factor (dB)	Ant Pos (cm)	Table Pos (deg)	Peak Avg. (P/A)	Pol. (H/V)
802.11a CH 149 5745MHz		11488	47.09	-26.91	74	52.52	38.69	16.31	60.43	300	0	P	H
		11488	47.46	-26.54	74	52.89	38.69	16.31	60.43	100	0	P	V
802.11a CH 157 5785MHz		11565	46.79	-27.21	74	52.1	38.71	16.37	60.39	300	0	P	H
		11565	46.41	-27.59	74	51.72	38.71	16.37	60.39	100	0	P	V
802.11a CH 165 5825MHz		11653	46.82	-27.18	74	51.94	38.73	16.47	60.32	300	0	P	H
		11653	46.97	-27.03	74	52.09	38.73	16.47	60.32	100	0	P	V
Remark	1. No other spurious found. 2. All results are PASS against Peak and Average limit line.												

Band 4 5725~5850MHz

WIFI 802.11ac VHT40 (Band Edge @ 3m)

WIFI Ant. 6+7	Note	Frequency (MHz)	Level (dBμV/m)	Over Limit (dB)	Limit Line (dBμV/m)	Read Level (dBμV)	Antenna Factor (dB/m)	Path Loss (dB)	Preamp Factor (dB)	Ant Pos (cm)	Table Pos (deg)	Peak Avg. (P/A)	Pol. (H/V)
802.11ac VHT40 CH 151 5755MHz		5641.2	55.84	-12.46	68.3	41.28	35.5	11.16	32.1	205	37	P	H
		5684.8	56.78	-37.31	94.09	42.07	35.55	11.22	32.06	205	37	P	H
		5711.2	57.3	-51.14	108.44	42.51	35.6	11.23	32.04	205	37	P	H
		5723.6	56.15	-62.96	119.11	41.32	35.62	11.25	32.04	205	37	P	H
		5851.2	56.36	-63.2	119.56	41.13	35.8	11.36	31.93	205	37	P	H
		5855.2	56.49	-54.35	110.84	41.24	35.8	11.38	31.93	205	37	P	H
		5892.8	56.67	-35.42	92.09	41.44	35.79	11.41	31.97	205	37	P	H
		5951.6	57.15	-11.15	68.3	41.95	35.76	11.45	32.01	205	37	P	H
		5752	101.72	------	------	86.79	35.65	11.29	32.01	205	37	P	H
		5752	94.78	------	------	79.85	35.65	11.29	32.01	205	37	A	H
		5641.2	55.37	-12.93	68.3	40.81	35.5	11.16	32.1	252	349	P	V
		5658.4	56.42	-18.12	74.54	41.79	35.53	11.18	32.08	252	349	P	V
		5716.8	57.05	-52.96	110.01	42.26	35.6	11.23	32.04	252	349	P	V
		5722.4	55.74	-60.63	116.37	40.93	35.6	11.25	32.04	252	349	P	V
		5854.8	55.47	-55.89	111.36	40.22	35.8	11.38	31.93	252	349	P	V
		5868.8	56.48	-50.55	107.03	41.26	35.79	11.38	31.95	252	349	P	V
		5906	57.34	-24.98	82.32	42.1	35.78	11.43	31.97	252	349	P	V
		5944	56.18	-12.12	68.3	40.97	35.77	11.45	32.01	252	349	P	V
		5758	98.31	------	------	83.34	35.67	11.29	31.99	252	349	P	V
		5758	91.29	------	------	76.32	35.67	11.29	31.99	252	349	A	V

WIFI Ant. 6+7	Note	Frequency (MHz)	Level (dBμV/m)	Over Limit (dB)	Limit Line (dBμV/m)	Read Level (dBμV)	Antenna Factor (dB/m)	Path Loss (dB)	Preamp Factor (dB)	Ant Pos (cm)	Table Pos (deg)	Peak Avg. (P/A)	Pol. (H/V)
802.11ac VHT40 CH 159 5795MHz		5610	55.98	-12.32	68.3	41.46	35.47	11.13	32.08	180	18	P	H
		5692.8	56.95	-43.04	99.99	42.21	35.58	11.22	32.06	180	18	P	H
		5707.6	57.45	-49.98	107.43	42.66	35.6	11.23	32.04	180	18	P	H
		5722.8	55.8	-61.48	117.28	40.97	35.62	11.25	32.04	180	18	P	H
		5850	57.8	-64.5	122.3	42.57	35.8	11.36	31.93	180	18	P	H
		5871.2	57.31	-49.05	106.36	42.08	35.79	11.39	31.95	180	18	P	H
		5885.6	56.92	-40.51	97.43	41.71	35.79	11.39	31.97	180	18	P	H
		5928.8	55.93	-12.37	68.3	40.71	35.77	11.44	31.99	180	18	P	H
		5794	101.9	------	------	86.83	35.72	11.32	31.97	180	18	P	H
		5794	93.71	------	------	78.64	35.72	11.32	31.97	180	18	A	H
		5610.8	56.27	-12.03	68.3	41.75	35.47	11.13	32.08	400	360	P	V
		5687.2	56.95	-38.91	95.86	42.24	35.55	11.22	32.06	400	360	P	V
		5715.6	55.9	-53.77	109.67	41.11	35.6	11.23	32.04	400	360	P	V
		5722.8	55.55	-61.73	117.28	40.72	35.62	11.25	32.04	400	360	P	V
		5852.8	56.32	-59.6	115.92	41.09	35.8	11.36	31.93	400	360	P	V
		5856.4	56.33	-54.18	110.51	41.08	35.8	11.38	31.93	400	360	P	V
		5877.6	56.87	-46.5	103.37	41.64	35.79	11.39	31.95	400	360	P	V
		5959.6	56.82	-11.48	68.3	41.6	35.76	11.47	32.01	400	360	P	V
		5800	99.34	------	------	84.27	35.72	11.32	31.97	400	360	P	V
		5800	91.03	------	------	75.96	35.72	11.32	31.97	400	360	A	V
Remark	1. No other spurious found. 2. All results are PASS against Peak and Average limit line.												

Band 4 5725~5850MHz

WIFI 802.11ac VHT40 (Harmonic @ 3m)

WIFI Ant. 6+7	Note	Frequency (MHz)	Level (dBμV/m)	Over Limit (dB)	Limit Line (dBμV/m)	Read Level (dBμV)	Antenna Factor (dB/m)	Path Loss (dB)	Preamp Factor (dB)	Ant Pos (cm)	Table Pos (deg)	Peak Avg. (P/A)	Pol. (H/V)
802.11ac VHT40 CH 151 5755MHz		11510	46.56	-27.44	74	51.97	38.7	16.32	60.43	300	0	P	H
		11510	47.22	-26.78	74	52.63	38.7	16.32	60.43	100	0	P	V
802.11ac VHT40 CH 159 5795MHz		11587	46.33	-27.67	74	51.57	38.72	16.41	60.37	300	0	P	H
		11587	47.08	-26.92	74	52.32	38.72	16.41	60.37	100	0	P	V
Remark	1. No other spurious found. 2. All results are PASS against Peak and Average limit line.												

Band 4 5725~5850MHz

WIFI 802.11ac VHT20 (Band Edge @ 3m)

WIFI Ant. 6+7	Note	Frequency (MHz)	Level (dBμV/m)	Over Limit (dB)	Limit Line (dBμV/m)	Read Level (dBμV)	Antenna Factor (dB/m)	Path Loss (dB)	Preamp Factor (dB)	Ant Pos (cm)	Table Pos (deg)	Peak Avg. (P/A)	Pol. (H/V)
802.11ac VHT20 CH 149 5745MHz		5647.6	55.09	-13.21	68.3	40.53	35.5	11.16	32.1	302	39	P	H
		5696.8	57.3	-45.64	102.94	42.56	35.58	11.22	32.06	302	39	P	H
		5713.2	56.6	-52.4	109	41.81	35.6	11.23	32.04	302	39	P	H
		5724.8	60.24	-61.6	121.84	45.41	35.62	11.25	32.04	302	39	P	H
		5746	102.13	------	------	87.22	35.65	11.27	32.01	302	39	P	H
		5746	96.13	------	------	81.22	35.65	11.27	32.01	302	39	A	H
		5640	57.32	-10.98	68.3	42.76	35.5	11.16	32.1	130	360	P	V
		5673.6	56.17	-29.63	85.8	41.5	35.55	11.2	32.08	130	360	P	V
		5706.4	57.74	-49.35	107.09	42.95	35.6	11.23	32.04	130	360	P	V
		5720	57.07	-53.83	110.9	42.26	35.6	11.25	32.04	130	360	P	V
		5740	99.92	------	------	85.01	35.65	11.27	32.01	130	360	P	V
		5740	94.07	------	------	79.16	35.65	11.27	32.01	130	360	A	V

WIFI Ant. 6+7	Note	Frequency (MHz)	Level (dBμV/m)	Over Limit (dB)	Limit Line (dBμV/m)	Read Level (dBμV)	Antenna Factor (dB/m)	Path Loss (dB)	Preamp Factor (dB)	Ant Pos (cm)	Table Pos (deg)	Peak Avg. (P/A)	Pol. (H/V)
802.11ac VHT20 CH 165 5825MHz		5850.4	56.67	-64.72	121.39	41.44	35.8	11.36	31.93	256	41	P	H
		5858.8	56.68	-53.15	109.83	41.45	35.8	11.38	31.95	256	41	P	H
		5896	56.73	-32.99	89.72	41.51	35.78	11.41	31.97	256	41	P	H
		5926.8	57.23	-11.07	68.3	42	35.78	11.44	31.99	256	41	P	H
		5824	102.94	------	------	87.79	35.75	11.35	31.95	256	41	P	H
		5824	94.98	------	------	79.83	35.75	11.35	31.95	256	41	A	H
		5852	56.47	-61.27	117.74	41.24	35.8	11.36	31.93	113	360	P	V
		5863.6	57.07	-51.42	108.49	41.85	35.79	11.38	31.95	113	360	P	V
		5921.6	57.05	-13.76	70.81	41.82	35.78	11.44	31.99	113	360	P	V
		5995.2	56.89	-11.41	68.3	41.69	35.75	11.5	32.05	113	360	P	V
		5824	99.01	------	------	83.86	35.75	11.35	31.95	113	360	P	V
		5824	91.44	------	------	76.29	35.75	11.35	31.95	113	360	A	V
Remark	1. No other spurious found. 2. All results are PASS against Peak and Average limit line.												

Band 4 5725~5850MHz

WIFI 802.11ac VHT20 (Harmonic @ 3m)

WIFI Ant. 6+7	Note	Frequency (MHz)	Level (dBμV/m)	Over Limit (dB)	Limit Line (dBμV/m)	Read Level (dBμV)	Antenna Factor (dB/m)	Path Loss (dB)	Preamp Factor (dB)	Ant Pos (cm)	Table Pos (deg)	Peak Avg. (P/A)	Pol. (H/V)
802.11ac VHT20 CH 149 5745MHz		11488	46.71	-27.29	74	52.14	38.69	16.31	60.43	300	0	P	H
		11488	46.99	-27.01	74	52.42	38.69	16.31	60.43	100	0	P	V
802.11ac VHT20 CH 157 5785MHz		11565	47.5	-26.5	74	52.81	38.71	16.37	60.39	300	0	P	H
		11565	47.61	-26.39	74	52.92	38.71	16.37	60.39	100	0	P	V
802.11ac VHT20 CH 165 5825MHz		11653	47.26	-26.74	74	52.38	38.73	16.47	60.32	300	0	P	H
		11653	47.22	-26.78	74	52.34	38.73	16.47	60.32	100	0	P	V
Remark	1. No other spurious found. 2. All results are PASS against Peak and Average limit line.												

Band 4 5725~5850MHz

WIFI 802.11ac VHT80 (Band Edge @ 3m)

WIFI Ant. 6+7	Note	Frequency (MHz)	Level (dBμV/m)	Over Limit (dB)	Limit Line (dBμV/m)	Read Level (dBμV)	Antenna Factor (dB/m)	Path Loss (dB)	Preamp Factor (dB)	Ant Pos (cm)	Table Pos (deg)	Peak Avg. (P/A)	Pol. (H/V)
802.11ac VHT80 CH 155 5775MHz		5600.4	56.03	-12.27	68.3	41.52	35.45	11.13	32.07	213	39	P	H
		5696.8	57.41	-45.53	102.94	42.67	35.58	11.22	32.06	213	39	P	H
		5718.8	58.82	-51.74	110.56	44.01	35.6	11.25	32.04	213	39	P	H
		5722.4	57.81	-58.56	116.37	43	35.6	11.25	32.04	213	39	P	H
		5854.8	56.23	-55.13	111.36	40.98	35.8	11.38	31.93	213	39	P	H
		5865.6	56.59	-51.34	107.93	41.37	35.79	11.38	31.95	213	39	P	H
		5909.2	57.17	-22.79	79.96	41.95	35.78	11.43	31.99	213	39	P	H
		5944.4	57.03	-11.27	68.3	41.83	35.76	11.45	32.01	213	39	P	H
		5782	98.54	------	------	83.51	35.7	11.3	31.97	213	39	P	H
		5782	90.86	------	------	75.83	35.7	11.3	31.97	213	39	A	H
		5615.2	55.51	-12.79	68.3	40.99	35.47	11.13	32.08	251	350	P	V
		5672.8	55.8	-29.41	85.21	41.13	35.55	11.2	32.08	251	350	P	V
		5706	56.24	-50.74	106.98	41.45	35.6	11.23	32.04	251	350	P	V
		5722	55.42	-60.04	115.46	40.61	35.6	11.25	32.04	251	350	P	V
		5853.6	57.06	-57.03	114.09	41.81	35.8	11.38	31.93	251	350	P	V
		5866.8	56.54	-51.05	107.59	41.32	35.79	11.38	31.95	251	350	P	V
		5899.2	56.3	-31.05	87.35	41.08	35.78	11.41	31.97	251	350	P	V
		5943.6	56.65	-11.65	68.3	41.44	35.77	11.45	32.01	251	350	P	V
		5764	95.73	------	------	80.76	35.67	11.29	31.99	251	350	P	V
		5764	87.71	------	------	72.74	35.67	11.29	31.99	251	350	A	V

Remark

1. No other spurious found.
2. All results are PASS against Peak and Average limit line.

Band 4 5725~5850MHz

WIFI 802.11ac VHT80 (Harmonic @ 3m)

WIFI Ant. 6+7	Note	Frequency (MHz)	Level (dBμV/m)	Over Limit (dB)	Limit Line (dBμV/m)	Read Level (dBμV)	Antenna Factor (dB/m)	Path Loss (dB)	Preamp Factor (dB)	Ant Pos (cm)	Table Pos (deg)	Peak Avg. (P/A)	Pol. (H/V)
802.11ac VHT80 CH 155 5775MHz		11554	47.3	-26.7	74	52.61	38.71	16.37	60.39	300	0	P	H
		11554	46.15	-27.85	74	51.46	38.71	16.37	60.39	100	0	P	V
Remark	1. No other spurious found. 2. All results are PASS against Peak and Average limit line.												

Emission below 1GHz

WIFI 802.11a (LF @ 3m)

WIFI Ant.	Note	Frequency	Level	Over Limit	Limit Line	Read Level	Antenna Factor	Path Loss	Preamp Factor	Ant Pos	Table Pos	Peak Avg.	Pol.
6+7		(MHz)	(dBμV/m)	(dB)	(dBμV/m)	(dBμV)	(dB/m)	(dB)	(dB)	(cm)	(deg)	(P/A)	(H/V)
802.11a LF		30	21.07	-18.93	40	27.12	24.6	0.58	31.23	------	------	P	H
		160.95	19	-24.5	43.5	32.31	15.97	2.04	31.32	------	------	P	H
		291.9	26.17	-19.83	46	35.66	19.34	2.77	31.6	------	------	P	H
		323.91	26.26	-19.74	46	35.18	19.8	2.92	31.64	------	------	P	H
		620.73	25.73	-20.27	46	28.09	24.86	4.06	31.28	------	------	P	H
		892.33	28.38	-17.62	46	28.04	26.65	4.87	31.18	------	------	P	H
		30.97	26.98	-13.02	40	33.6	24.04	0.59	31.25	------	------	P	V
		191.02	17.6	-25.9	43.5	31.66	15.04	2.24	31.34	------	------	P	V
		280.26	21.34	-24.66	46	30.76	19.4	2.71	31.53	------	------	P	V
		518.88	22.86	-23.14	46	26.6	24	3.7	31.44	------	------	P	V
		751.68	27.73	-18.27	46	28.68	25.7	4.46	31.11	------	------	P	V
		896.21	28.32	-17.68	46	27.92	26.68	4.88	31.16	------	------	P	V
Remark	1. No other spurious found. 2. All results are PASS against limit line.												

Note symbol

*	**Fundamental Frequency** which can be ignored. However, the level of any unwanted emissions shall not exceed the level of the fundamental frequency.
!	Test result is **over limit** line.
P/A	**P**eak or **A**verage
H/V	**H**orizontal or **V**ertical

A calculation example for radiated spurious emission is shown as below:

WIFI	Note	Frequency	Level	Over	Limit	Read	Antenna	Path	Preamp	Ant	Table	Peak	Pol.
Ant.				Limit	Line	Level	Factor	Loss	Factor	Pos	Pos	Avg.	
1		(MHz)	(dBμV/m)	(dB)	(dBμV/m)	(dBμV)	(dB/m)	(dB)	(dB)	(cm)	(deg)	(P/A)	(H/V)
802.11b CH 01 2412MHz		2390	55.45	-18.55	74	54.51	32.22	4.58	35.86	103	308	P	H
		2390	43.54	-10.46	54	42.6	32.22	4.58	35.86	103	308	A	H

1. Path Loss(dB) = Cable loss(dB) + Filter loss(dB) + Attenuator loss(dB)
2. Level(dBμV/m) = Antenna Factor(dB/m) + Path Loss(dB) + Read Level(dBμV) - Preamp Factor(dB)
3. Over Limit(dB) = Level(dBμV/m) – Limit Line(dBμV/m)

For Peak Limit @ 2390MHz:

1. Level(dBμV/m)

= Antenna Factor(dB/m) + Path Loss(dB) + Read Level(dBμV) - Preamp Factor(dB)

= 32.22(dB/m) + 4.58(dB) + 54.51(dBμV) – 35.86 (dB)

= 55.45 (dBμV/m)

2. Over Limit(dB)

= Level(dBμV/m) – Limit Line(dBμV/m)

= 55.45(dBμV/m) – 74(dBμV/m)

= -18.55(dB)

For Average Limit @ 2390MHz:

1. Level(dBμV/m)

= Antenna Factor(dB/m) + Path Loss(dB) + Read Level(dBμV) - Preamp Factor(dB)

= 32.22(dB/m) + 4.58(dB) + 42.6(dBμV) – 35.86 (dB)

= 43.54 (dBμV/m)

2. Over Limit(dB) = Level(dBμV/m) – Limit Line(dBμV/m)

= 43.54(dBμV/m) – 54(dBμV/m)

= -10.46(dB)

Both peak and average measured complies with the limit line, so test result is “PASS”.

Appendix D. Radiated Spurious Emission Plots

Note symbol

-L	**Low channel location**
-R	**High channel location**

Band 4 - 5725~5850MHz

WIFI 802.11a (Band Edge @ 3m)

WIFI	Band 4 5725~5850MHz Band Edge @ 3m	
ANT	802.11a CH149 5745MHz	
6+7	Horizontal	Fundamental
Peak	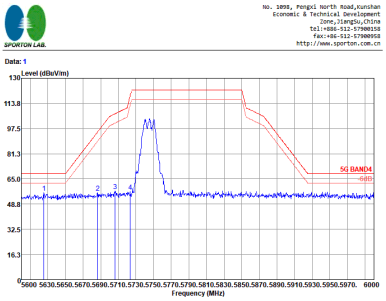 Site : 03CH06-KS Condition : 5G BAND4 3m 3117 SN 00218642 HORIZONTAL : RBW:1000.000KHz VBW:3000.000KHz SWT:Auto Project : (FR)1D0310 Mode : 30 Plane : Y : Single-directivity IHEI : #6 Powersetting : 10 Freq Level Over Limit Limit Read Level Line Level CableLoss Antenna Factor Preamp Factor A/Pos T/Pos Remark MHz dBuV/m dB dBuV/m dBuV dB dB/m dB cm deg 1 5625.60 55.96 -12.34 68.30 41.41 11.15 35.48 32.08 211 20 Peak 2 5686.80 56.13 -39.43 95.56 41.42 11.22 35.55 32.06 211 20 Peak 3 5706.40 57.06 -50.03 107.09 42.27 11.23 35.60 32.04 211 20 Peak 4 5723.60 56.71 -62.40 119.11 41.88 11.25 35.62 32.04 211 20 Peak	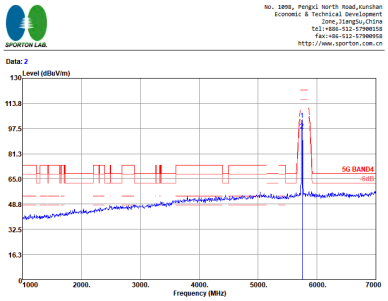 Site : 03CH06-KS Condition : 5G BAND4 3m 3117 SN 00218642 HORIZONTAL : RBW:1000.000KHz VBW:3000.000KHz SWT:Auto Project : (FR)1D0310 Mode : 30 Plane : Y : Single-directivity IHEI : #6 Powersetting : 10 Freq Level Over Limit Limit Read Level Line Level CableLoss Antenna Factor Preamp Factor A/Pos T/Pos Remark MHz dBuV/m dB dBuV/m dBuV dB dB/m dB cm deg 1 5746.00 103.03 -19.27 122.30 88.12 11.27 35.65 32.01 211 20 Peak 2 5746.00 96.40 ------ ------ 81.49 11.27 35.65 32.01 211 20 Average

WIFI	Band 4 5725~5850MHz Band Edge @ 3m	
ANT	802.11a CH149 5745MHz	
6+7	Vertical	Fundamental
Peak	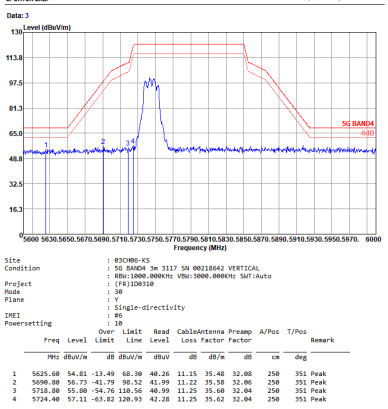	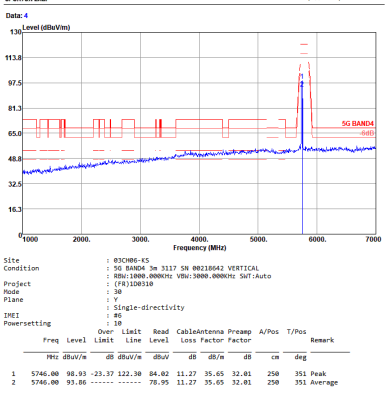

WIFI	Band 4 5725~5850MHz Band Edge @ 3m	
ANT	802.11a CH165 5825MHz	
6+7	Horizontal	Fundamental
Peak	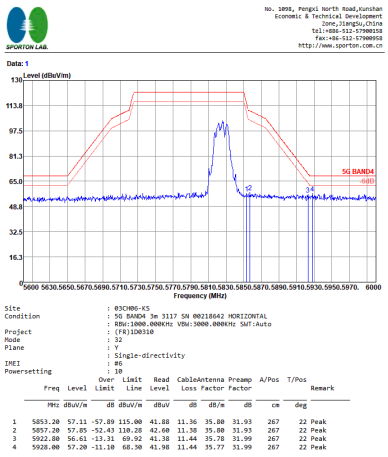	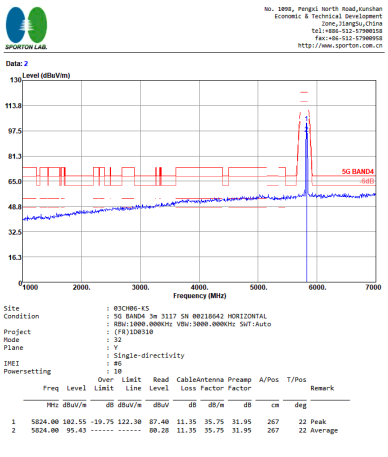

WIFI	Band 4 5725~5850MHz Band Edge @ 3m	
ANT	802.11a CH165 5825MHz	
6+7	Vertical	Fundamental
Peak	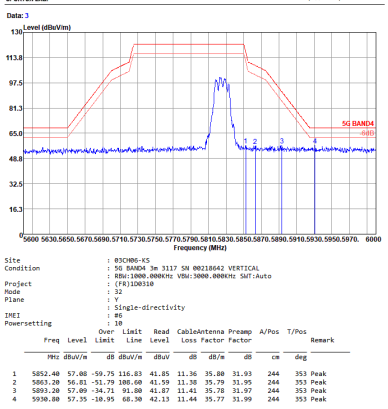 Site : 03CH06-KS Condition : 5G BAND4 3m 3117 SN 00218642 VERTICAL : RBW:1000.000KHz VBW:3000.000KHz SWT:Auto Project : (FR)1D0310 Mode : 32 Plane : Y : Single-directivity IMEI : #6 Powersetting : 10 Freq Level Over Limit Limit Line Read Level Cable Loss Antenna Factor Preamp Factor A/Pos cm T/Pos deg Remark MHz dBuV/m dB dBuV/m dBuV dB dB/m dB 1 5852.40 57.08 -59.75 116.83 41.85 11.36 35.80 31.93 244 353 Peak 2 5863.20 56.81 -51.79 108.60 41.59 11.38 35.79 31.95 244 353 Peak 3 5893.20 57.09 -34.71 91.80 41.87 11.41 35.78 31.97 244 353 Peak 4 5930.80 57.35 -10.95 68.30 42.13 11.44 35.77 31.99 244 353 Peak	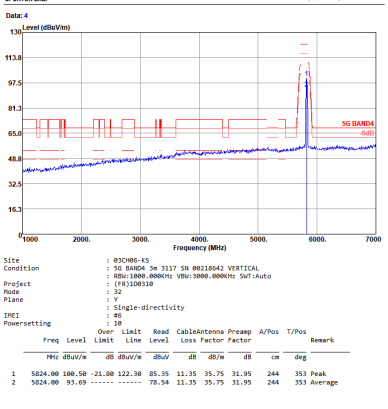 Site : 03CH06-KS Condition : 5G BAND4 3m 3117 SN 00218642 VERTICAL : RBW:1000.000KHz VBW:3000.000KHz SWT:Auto Project : (FR)1D0310 Mode : 32 Plane : Y : Single-directivity IMEI : #6 Powersetting : 10 Freq Level Over Limit Limit Line Read Level Cable Loss Antenna Factor Preamp Factor A/Pos cm T/Pos deg Remark MHz dBuV/m dB dBuV/m dBuV dB dB/m dB 1 5824.00 100.50 -21.80 122.30 85.35 11.35 35.75 31.95 244 353 Peak 2 5824.00 93.69 ------ ------ 78.54 11.35 35.75 31.95 244 353 Average

Band 4 5725~5850MHz
WIFI 802. 11ac VHT 40 (Band Edge @ 3m)

WIFI	Band 4 5725~5850MHz Band Edge @ 3m	
ANT	802.11ac VHT40 CH151 5755MHz	
6+7	Horizontal	Fundamental
Peak	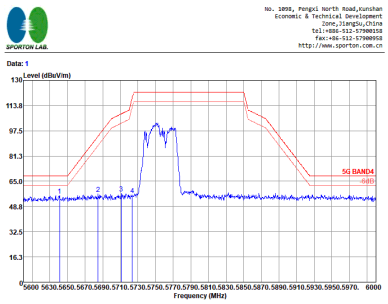 Site : 03CH06-KS Condition : 5G BAND4 3m 3117 SN 00218642 HORIZONTAL : RBW:1000.000KHz VBW:3000.000KHz SWT:Auto Project : (FR)1D0310 Mode : 36 Plane : Y : Single-directivity IMEI : #6 Powersetting : 10 Freq Level Over Limit Limit Read Level Line Level CableAntenna Loss Factor Preamp Factor A/Pos cm T/Pos deg Remark MHz dBuV/m dB dBuV/m dBuV dB dB/m dB 1 5641.20 55.84 -12.46 68.30 41.28 11.16 35.50 32.10 205 37 Peak 2 5684.80 56.78 -37.31 94.09 42.07 11.22 35.55 32.06 205 37 Peak 3 5711.20 57.30 -51.14 108.44 42.51 11.23 35.60 32.04 205 37 Peak 4 5723.60 56.15 -62.96 119.11 41.32 11.25 35.62 32.04 205 37 Peak	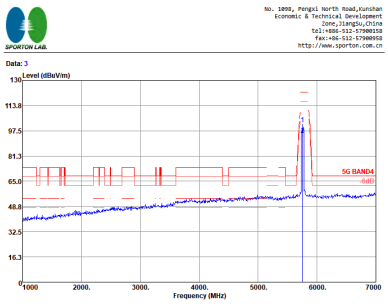 Site : 03CH06-KS Condition : 5G BAND4 3m 3117 SN 00218642 HORIZONTAL : RBW:1000.000KHz VBW:3000.000KHz SWT:Auto Project : (FR)1D0310 Mode : 36 Plane : Y : Single-directivity IMEI : #6 Powersetting : 10 Freq Level Over Limit Limit Read Level Line Level CableAntenna Loss Factor Preamp Factor A/Pos cm T/Pos deg Remark MHz dBuV/m dB dBuV/m dBuV dB dB/m dB 1 5752.00 101.72 -20.58 122.30 86.79 11.29 35.65 32.01 205 37 Peak 2 5752.00 94.78 ------ ------ 79.85 11.29 35.65 32.01 205 37 Average
Peak	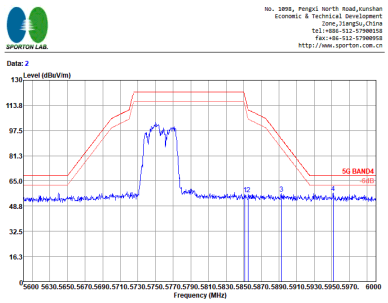 Site : 03CH06-KS Condition : 5G BAND4 3m 3117 SN 00218642 HORIZONTAL : RBW:1000.000KHz VBW:3000.000KHz SWT:Auto Project : (FR)1D0310 Mode : 36 Plane : Y : Single-directivity IMEI : #6 Powersetting : 10 Freq Level Over Limit Limit Read Level Line Level CableAntenna Loss Factor Preamp Factor A/Pos cm T/Pos deg Remark MHz dBuV/m dB dBuV/m dBuV dB dB/m dB 1 5851.20 56.36 -63.20 119.56 41.13 11.36 35.80 31.93 205 37 Peak 2 5855.20 56.49 -54.35 110.84 41.24 11.38 35.80 31.93 205 37 Peak 3 5892.80 56.67 -35.42 92.09 41.44 11.41 35.79 31.97 205 37 Peak 4 5951.60 57.15 -11.15 68.30 41.95 11.45 35.76 32.01 205 37 Peak	Left blank

WIFI	Band 4 5725~5850MHz Band Edge @ 3m	
ANT	802.11ac VHT40 CH151 5755MHz	
6+7	Vertical	Fundamental
Peak	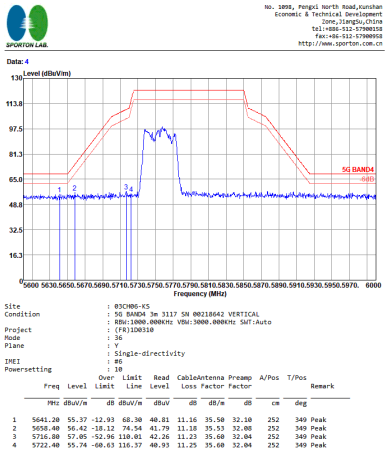 Data: 4 Level (dBuV/m) 5G BAND4 -6dB Frequency (MHz) Site : 03CH06-KS Condition : 5G BAND4 3m 3117 SN 00218642 VERTICAL : RBW:1000.000KHz VBW:3000.000KHz SWT:Auto Project : (FR)1D0310 Mode : 36 Plane : Y : Single-directivity IMEI : #6 Powersetting : 10 Freq Level Over Limit Limit Line Read Level CableLoss Antenna Factor Preamp Factor A/Pos T/Pos Remark MHz dBuV/m dB dBuV/m dBuV dB dB/m dB cm deg 1 5641.20 55.37 -12.93 68.30 40.81 11.16 35.50 32.10 252 349 Peak 2 5658.40 56.42 -18.12 74.54 41.79 11.18 35.53 32.08 252 349 Peak 3 5716.80 57.05 -52.96 110.01 42.26 11.23 35.60 32.04 252 349 Peak 4 5722.40 55.74 -60.63 116.37 40.93 11.25 35.60 32.04 252 349 Peak	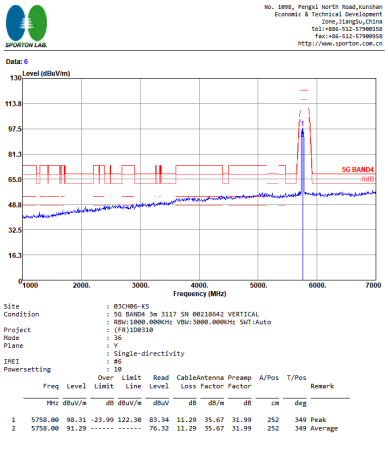 Data: 6 Level (dBuV/m) 5G BAND4 -6dB Frequency (MHz) Site : 03CH06-KS Condition : 5G BAND4 3m 3117 SN 00218642 VERTICAL : RBW:1000.000KHz VBW:3000.000KHz SWT:Auto Project : (FR)1D0310 Mode : 36 Plane : Y : Single-directivity IMEI : #6 Powersetting : 10 Freq Level Over Limit Limit Line Read Level CableLoss Antenna Factor Preamp Factor A/Pos T/Pos Remark MHz dBuV/m dB dBuV/m dBuV dB dB/m dB cm deg 1 5758.00 98.31 -23.99 122.30 83.34 11.29 35.67 31.99 252 349 Peak 2 5758.00 91.29 ------ ------ 76.32 11.29 35.67 31.99 252 349 Average
Peak	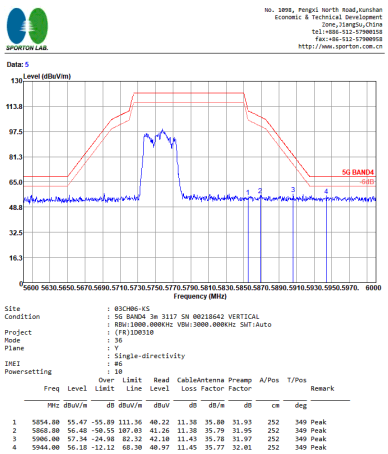 Data: 5 Level (dBuV/m) 5G BAND4 -6dB Frequency (MHz) Site : 03CH06-KS Condition : 5G BAND4 3m 3117 SN 00218642 VERTICAL : RBW:1000.000KHz VBW:3000.000KHz SWT:Auto Project : (FR)1D0310 Mode : 36 Plane : Y : Single-directivity IMEI : #6 Powersetting : 10 Freq Level Over Limit Limit Line Read Level CableLoss Antenna Factor Preamp Factor A/Pos T/Pos Remark MHz dBuV/m dB dBuV/m dBuV dB dB/m dB cm deg 1 5854.80 55.47 -55.89 111.36 40.22 11.38 35.80 31.93 252 349 Peak 2 5868.80 56.48 -50.55 107.03 41.26 11.38 35.79 31.95 252 349 Peak 3 5906.00 57.34 -24.98 82.32 42.10 11.43 35.78 31.97 252 349 Peak 4 5944.00 56.18 -12.12 68.30 40.97 11.45 35.77 32.01 252 349 Peak	Left blank

WIFI	Band 4 5725~5850MHz Band Edge @ 3m	
ANT	802.11ac VHT40 CH159 5795MHz	
6+7	Horizontal	Fundamental
Peak	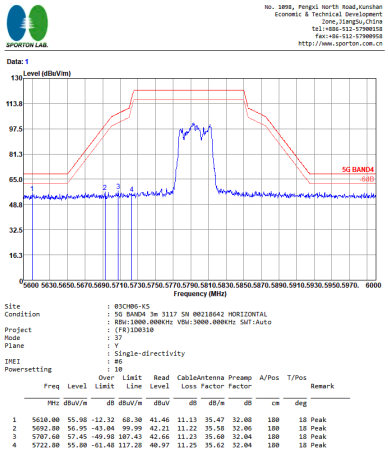 Site : 03CH06-KS Condition : 5G BAND4 3m 3117 SN 00218642 HORIZONTAL : RBW:1000.000KHz VBW:3000.000KHz SWT:Auto Project : (FR)1D0310 Mode : 37 Plane : Y : Single-directivity IMEI : #6 Powersetting : 10 Freq Level Over Limit Limit Line Read Level CableAntenna Loss Preamp Factor A/Pos T/Pos Remark MHz dBuV/m dB dBuV/m dBuV dB dB/m dB cm deg 1 5610.00 55.98 -12.32 68.30 41.46 11.13 35.47 32.08 180 18 Peak 2 5692.80 56.95 -43.04 99.99 42.21 11.22 35.58 32.06 180 18 Peak 3 5707.60 57.45 -49.98 107.43 42.66 11.23 35.60 32.04 180 18 Peak 4 5722.80 55.80 -61.48 117.28 40.97 11.25 35.62 32.04 180 18 Peak	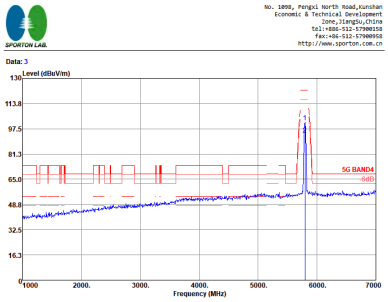 Site : 03CH06-KS Condition : 5G BAND4 3m 3117 SN 00218642 HORIZONTAL : RBW:1000.000KHz VBW:3000.000KHz SWT:Auto Project : (FR)1D0310 Mode : 37 Plane : Y : Single-directivity IMEI : #6 Powersetting : 10 Freq Level Over Limit Limit Line Read Level CableAntenna Loss Preamp Factor A/Pos T/Pos Remark MHz dBuV/m dB dBuV/m dBuV dB dB/m dB cm deg 1 5794.00 101.90 -20.40 122.30 86.83 11.32 35.72 31.97 180 18 Peak 2 5794.00 93.71 ------ ------ 78.64 11.32 35.72 31.97 180 18 Average
Peak	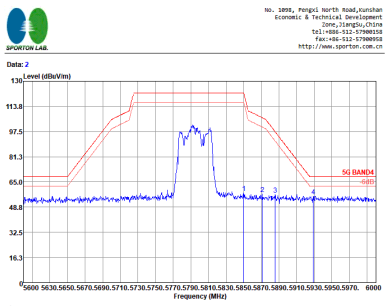 Site : 03CH06-KS Condition : 5G BAND4 3m 3117 SN 00218642 HORIZONTAL : RBW:1000.000KHz VBW:3000.000KHz SWT:Auto Project : (FR)1D0310 Mode : 37 Plane : Y : Single-directivity IMEI : #6 Powersetting : 10 Freq Level Over Limit Limit Line Read Level CableAntenna Loss Preamp Factor A/Pos T/Pos Remark MHz dBuV/m dB dBuV/m dBuV dB dB/m dB cm deg 1 5850.00 57.80 -64.50 122.30 42.57 11.36 35.80 31.93 180 18 Peak 2 5871.20 57.31 -49.05 106.36 42.08 11.39 35.79 31.95 180 18 Peak 3 5885.60 56.92 -40.51 97.43 41.71 11.39 35.79 31.97 180 18 Peak 4 5928.80 55.93 -12.37 68.30 40.71 11.44 35.77 31.99 180 18 Peak	Left blank

WIFI	Band 4 5725~5850MHz Band Edge @ 3m	
ANT	802.11ac VHT40 CH159 5795MHz	
6+7	Vertical	Fundamental
Peak	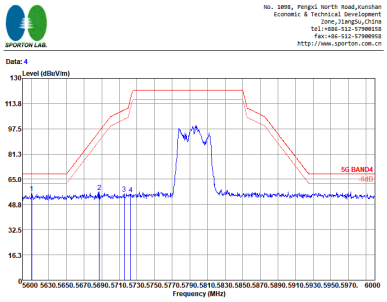 Data: 4 Site : 03CH06-KS Condition : 5G BAND4 3m 3117 SN 00218642 VERTICAL : RBW:1000.000KHz VBW:3000.000KHz SWT:Auto Project : (FR)1D0310 Mode : 37 Plane : Y : Single-directivity IMEI : #6 Powersetting : 10 Freq Level Over Limit Limit Read Level Cable Loss Antenna Factor Preamp Factor A/Pos T/Pos Remark MHz dBuV/m dB dBuV/m dBuV dB dB/m dB cm deg 1 5610.80 56.27 -12.03 68.30 41.75 11.13 35.47 32.08 400 360 Peak 2 5687.20 56.95 -38.91 95.86 42.24 11.22 35.55 32.06 400 360 Peak 3 5715.60 55.90 -53.77 109.67 41.11 11.23 35.60 32.04 400 360 Peak 4 5722.80 55.55 -61.73 117.28 40.72 11.25 35.62 32.04 400 360 Peak	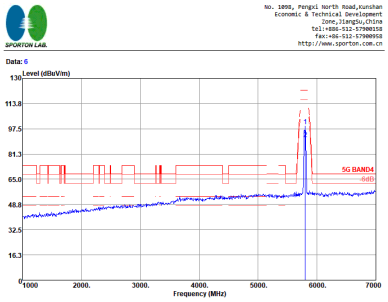 Data: 6 Site : 03CH06-KS Condition : 5G BAND4 3m 3117 SN 00218642 VERTICAL : RBW:1000.000KHz VBW:3000.000KHz SWT:Auto Project : (FR)1D0310 Mode : 37 Plane : Y : Single-directivity IMEI : #6 Powersetting : 10 Freq Level Over Limit Limit Read Level Cable Loss Antenna Factor Preamp Factor A/Pos T/Pos Remark MHz dBuV/m dB dBuV/m dBuV dB dB/m dB cm deg 1 5800.00 99.34 -22.96 122.30 84.27 11.32 35.72 31.97 400 360 Peak 2 5800.00 91.03 ------ ------ 75.96 11.32 35.72 31.97 400 360 Average
Peak	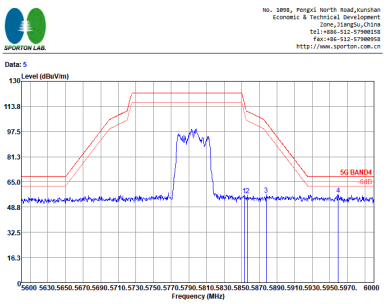 Data: 5 Site : 03CH06-KS Condition : 5G BAND4 3m 3117 SN 00218642 VERTICAL : RBW:1000.000KHz VBW:3000.000KHz SWT:Auto Project : (FR)1D0310 Mode : 37 Plane : Y : Single-directivity IMEI : #6 Powersetting : 10 Freq Level Over Limit Limit Read Level Cable Loss Antenna Factor Preamp Factor A/Pos T/Pos Remark MHz dBuV/m dB dBuV/m dBuV dB dB/m dB cm deg 1 5852.80 56.32 -59.60 115.92 41.09 11.36 35.80 31.93 400 360 Peak 2 5856.40 56.33 -54.18 110.51 41.08 11.38 35.80 31.93 400 360 Peak 3 5877.60 56.87 -46.50 103.37 41.64 11.39 35.79 31.95 400 360 Peak 4 5959.60 56.82 -11.48 68.30 41.60 11.47 35.76 32.01 400 360 Peak	Left blank

Band 4 5725~5850MHz
WIFI 802.11ac VHT20 (Band Edge @ 3m)

WIFI	Band 4 5725~5850MHz Band Edge @ 3m	
ANT	802.11ac VHT20 CH149 5745MHz	
6+7	Horizontal	Fundamental
Peak	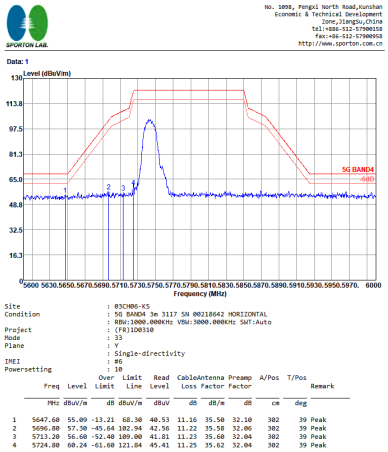	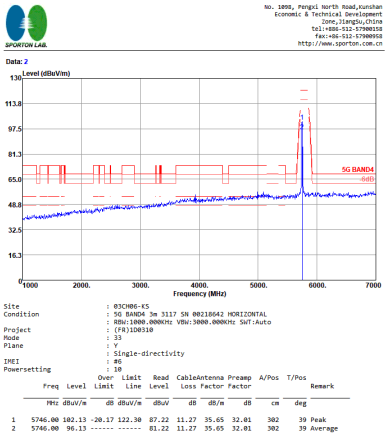

WIFI	Band 4 5725~5850MHz Band Edge @ 3m	
ANT	802.11ac VHT20 CH149 5745MHz	
6+7	Vertical	Fundamental
Peak Avg.	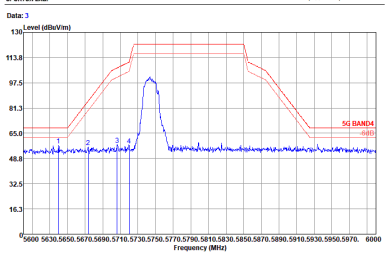 Site : 03CH06-KS Condition : 5G BAND4 3m 3117 SN 00218642 VERTICAL : RBW:1000.000KHz VBW:3000.000KHz SWT:Auto Project : (FR)1D0310 Mode : 33 Plane : Y : Single-directivity IMEI : #6 Powersetting : 10 Freq Level Over Limit Limit Line Read Level Cable Loss Antenna Factor Preamp Factor A/Pos T/Pos Remark MHz dBuV/m dB dBuV/m dBuV dB dB/m dB cm deg 1 5640.00 57.32 -10.98 68.30 42.76 11.16 35.50 32.10 130 360 Peak 2 5673.60 56.17 -29.63 85.80 41.50 11.20 35.55 32.08 130 360 Peak 3 5706.40 57.74 -49.35 107.09 42.95 11.23 35.60 32.04 130 360 Peak 4 5720.00 57.07 -53.83 110.90 42.26 11.25 35.60 32.04 130 360 Peak	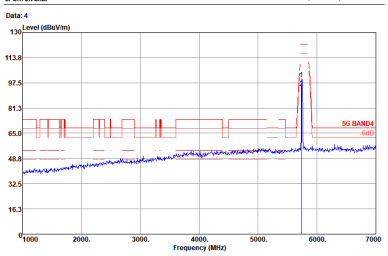 Site : 03CH06-KS Condition : 5G BAND4 3m 3117 SN 00218642 VERTICAL : RBW:1000.000KHz VBW:3000.000KHz SWT:Auto Project : (FR)1D0310 Mode : 33 Plane : Y : Single-directivity IMEI : #6 Powersetting : 10 Freq Level Over Limit Limit Line Read Level Cable Loss Antenna Factor Preamp Factor A/Pos T/Pos Remark MHz dBuV/m dB dBuV/m dBuV dB dB/m dB cm deg 1 5740.00 99.92 -22.38 122.30 85.01 11.27 35.65 32.01 130 360 Peak 2 5740.00 94.07 ------ ------ 79.16 11.27 35.65 32.01 130 360 Average

WIFI	Band 4 5725~5850MHz Band Edge @ 3m	
ANT	802.11ac VHT20 CH165 5825MHz	
6+7	Horizontal	Fundamental
Peak	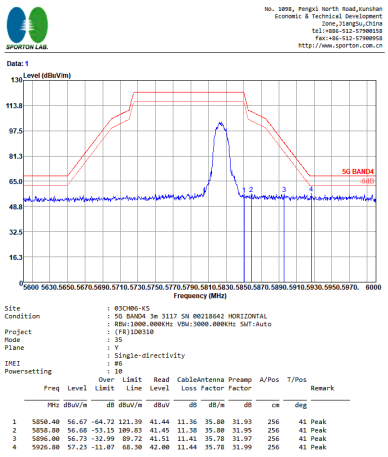	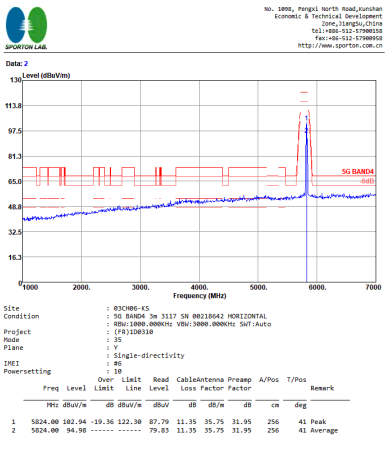

WIFI	Band 4 5725~5850MHz Band Edge @ 3m	
ANT	802.11ac VHT20 CH165 5825MHz	
6+7	Vertical	Fundamental
Peak Avg.	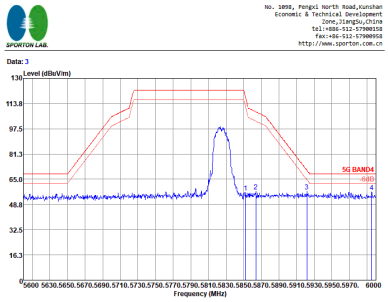 Site : 03CH06-KS Condition : 5G BAND4 3m 3117 SN 00218642 VERTICAL : RBW:1000.000KHz VBW:3000.000KHz SWT:Auto Project : (FR)1D0310 Mode : 35 Plane : Y : Single-directivity IMEI : #6 Powersetting : 10 Freq Level Over Limit Limit Line Read Level Cable Loss Antenna Factor Preamp Factor A/Pos T/Pos Remark MHz dBuV/m dB dBuV/m dBuV dB dB/m dB cm deg 1 5852.00 56.47 -61.27 117.74 41.24 11.36 35.80 31.93 113 360 Peak 2 5863.60 57.07 -51.42 108.49 41.85 11.38 35.79 31.95 113 360 Peak 3 5921.60 57.05 -13.76 70.81 41.82 11.44 35.78 31.99 113 360 Peak 4 5995.20 56.89 -11.41 68.30 41.69 11.50 35.75 32.05 113 360 Peak	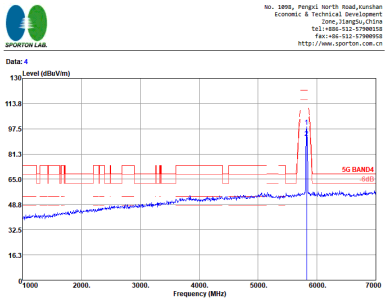 Site : 03CH06-KS Condition : 5G BAND4 3m 3117 SN 00218642 VERTICAL : RBW:1000.000KHz VBW:3000.000KHz SWT:Auto Project : (FR)1D0310 Mode : 35 Plane : Y : Single-directivity IMEI : #6 Powersetting : 10 Freq Level Over Limit Limit Line Read Level Cable Loss Antenna Factor Preamp Factor A/Pos T/Pos Remark MHz dBuV/m dB dBuV/m dBuV dB dB/m dB cm deg 1 5824.00 99.01 -23.29 122.30 83.86 11.35 35.75 31.95 113 360 Peak 2 5824.00 91.44 ------ ------ 76.29 11.35 35.75 31.95 113 360 Average

Band 4 5725~5850MHz

WIFI 802.11ac VHT80 (Band Edge @ 3m)

WIFI	Band 4 5725~5850MHz Band Edge @ 3m	
ANT	802.11ac VHT80 CH155 5775MHz	
6+7	Horizontal	Fundamental
Peak	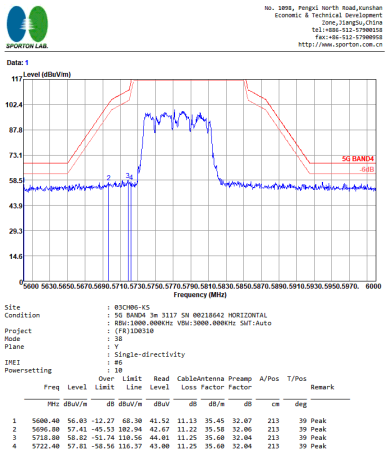	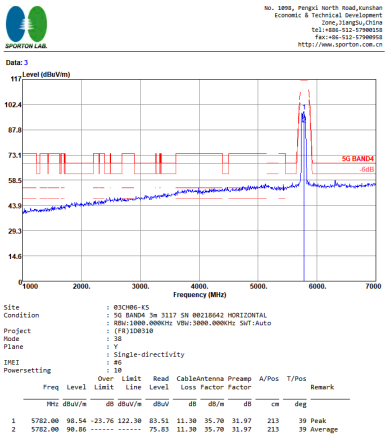
Peak	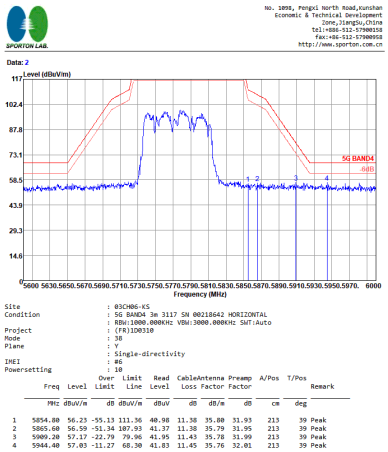	Left blank

WIFI	Band 4 5725~5850MHz Band Edge @ 3m	
ANT	802.11ac VHT80 CH155 5775MHz	
6+7	Vertical	Fundamental
Peak	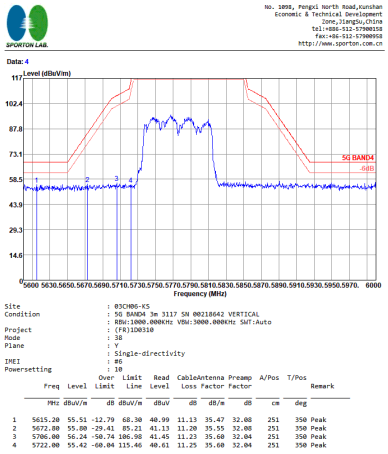 Data: 4 Level (dBuV/m) 5G BAND4 -6dB Frequency (MHz) Site : 03CH06-KS Condition : 5G BAND4 3m 3117 SN 00218642 VERTICAL : RBW:1000.000KHz VBW:3000.000KHz SWT:Auto Project : (FR)1D0310 Mode : 38 Plane : Y : Single-directivity IMEI : #6 Powersetting : 10 Freq Level Over Limit Limit Line Read Level Cable Loss Antenna Factor Preamp Factor A/Pos T/Pos Remark MHz dBuV/m dB dBuV/m dBuV dB dB/m dB cm deg 1 5615.20 55.51 -12.79 68.30 40.99 11.13 35.47 32.08 251 350 Peak 2 5672.00 55.00 -29.41 85.21 41.13 11.20 35.55 32.08 251 350 Peak 3 5706.00 56.24 -50.74 106.98 41.45 11.23 35.60 32.04 251 350 Peak 4 5722.00 55.42 -60.04 115.46 40.61 11.25 35.60 32.04 251 350 Peak	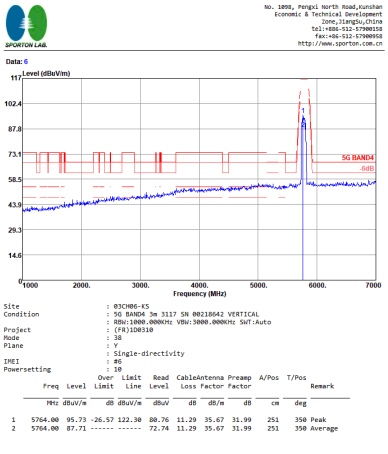 Data: 6 Level (dBuV/m) 5G BAND4 -6dB Frequency (MHz) Site : 03CH06-KS Condition : 5G BAND4 3m 3117 SN 00218642 VERTICAL : RBW:1000.000KHz VBW:3000.000KHz SWT:Auto Project : (FR)1D0310 Mode : 38 Plane : Y : Single-directivity IMEI : #6 Powersetting : 10 Freq Level Over Limit Limit Line Read Level Cable Loss Antenna Factor Preamp Factor A/Pos T/Pos Remark MHz dBuV/m dB dBuV/m dBuV dB dB/m dB cm deg 1 5764.00 95.73 -26.57 122.30 80.76 11.29 35.67 31.99 251 350 Peak 2 5764.00 87.71 ------ ------ 72.74 11.29 35.67 31.99 251 350 Average
Peak	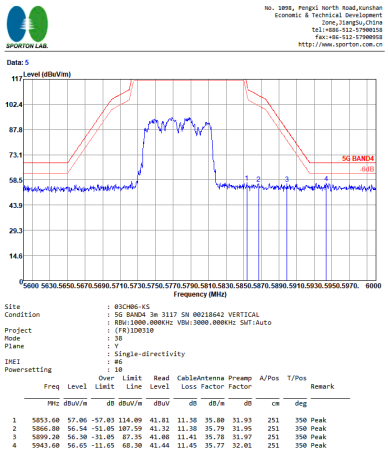 Data: 5 Level (dBuV/m) 5G BAND4 -6dB Frequency (MHz) Site : 03CH06-KS Condition : 5G BAND4 3m 3117 SN 00218642 VERTICAL : RBW:1000.000KHz VBW:3000.000KHz SWT:Auto Project : (FR)1D0310 Mode : 38 Plane : Y : Single-directivity IMEI : #6 Powersetting : 10 Freq Level Over Limit Limit Line Read Level Cable Loss Antenna Factor Preamp Factor A/Pos T/Pos Remark MHz dBuV/m dB dBuV/m dBuV dB dB/m dB cm deg 1 5853.60 57.06 -57.03 114.09 41.81 11.38 35.80 31.93 251 350 Peak 2 5866.80 56.54 -51.05 107.59 41.32 11.38 35.79 31.95 251 350 Peak 3 5899.20 56.30 -31.05 87.35 41.08 11.41 35.78 31.97 251 350 Peak 4 5943.60 56.65 -11.65 68.30 41.44 11.45 35.77 32.01 251 350 Peak	Left blank

Band 4 - 5725~5850MHz

WIFI 802.11a (Harmonic @ 3m)

WIFI	Band 4 5725~5850MHz Harmonic @ 3m	
ANT	802.11a CH149 5745MHz	
6+7	Horizontal	Vertical
Peak Avg.	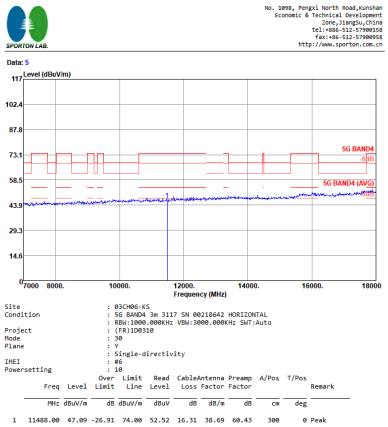	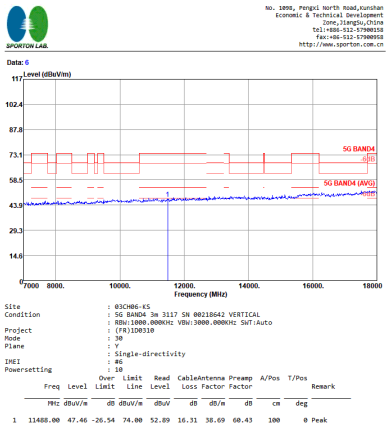

WIFI	Band 4 5725~5850MHz Harmonic @ 3m	
ANT	802.11a CH157 5785MHz	
6+7	Horizontal	Vertical
Peak Avg.	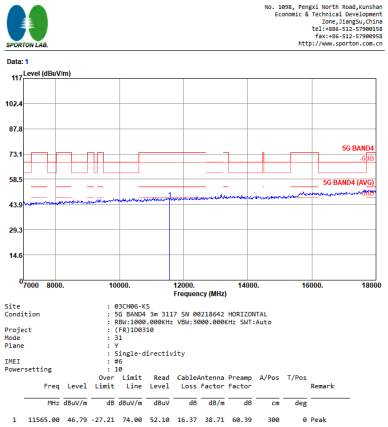 Site : 03CH06-KS Condition : 5G BAND4 3m 3117 SN 00218642 HORIZONTAL : RBW:1000.000KHz VBW:3000.000KHz SWT:Auto Project : (FR)1D0310 Mode : 31 Plane : Y : Single-directivity IMEI : #6 Powersetting : 10 Freq Level Over Limit Limit Read Line Level CableAntenna Loss Factor Preamp Factor A/Pos T/Pos Remark MHz dBuV/m dB dBuV/m dBuV dB dB/m dB cm deg 1 11565.00 46.79 -27.21 74.00 52.10 16.37 38.71 60.39 300 0 Peak	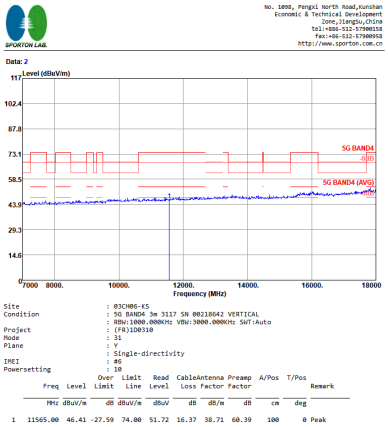 Site : 03CH06-KS Condition : 5G BAND4 3m 3117 SN 00218642 VERTICAL : RBW:1000.000KHz VBW:3000.000KHz SWT:Auto Project : (FR)1D0310 Mode : 31 Plane : V : Single-directivity IMEI : #6 Powersetting : 10 Freq Level Over Limit Limit Read Line Level CableAntenna Loss Factor Preamp Factor A/Pos T/Pos Remark MHz dBuV/m dB dBuV/m dBuV dB dB/m dB cm deg 1 11565.00 46.41 -27.59 74.00 51.72 16.37 38.71 60.39 100 0 Peak

WIFI	Band 4 5725~5850MHz Harmonic @ 3m	
ANT	802.11a CH165 5825MHz	
6+7	Horizontal	Vertical
Peak Avg.	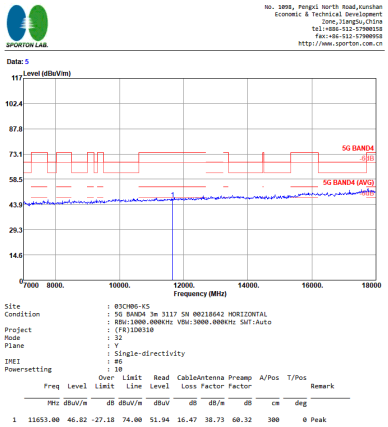 	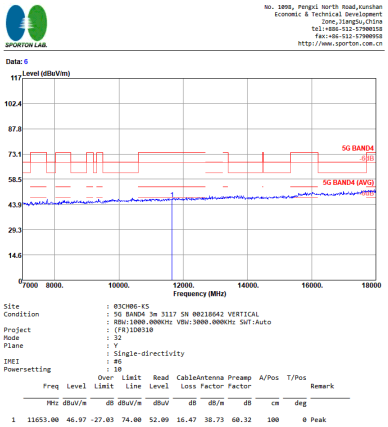

Band 4 5725~5850MHz

WIFI 802. 11ac VHT 40 (Harmonic @ 3m)

WIFI	Band 4 5725~5850MHz Harmonic @ 3m	
ANT	802.11n VHT 40 CH151 5755MHz	
6+7	Horizontal	Vertical
Peak Avg.	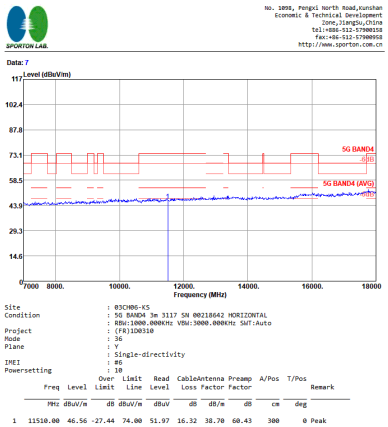 Site : 03CH06-KS Condition : 5G BAND4 3m 3117 SN 00218642 HORIZONTAL : RBW:1000.000KHz VBW:3000.000KHz SWT:Auto Project : (FR)1D0310 Mode : 36 Plane : Y : Single-directivity IMEI : #6 Powersetting : 10 Freq Level Over Limit Limit Line Read Level CableLoss Antenna Factor Preamp Factor A/Pos T/Pos Remark MHz dBuV/m dB dBuV/m dBuV dBuV dB dB/m dB cm deg 1 11510.00 46.56 -27.44 74.00 51.97 16.32 38.70 60.43 300 0 Peak	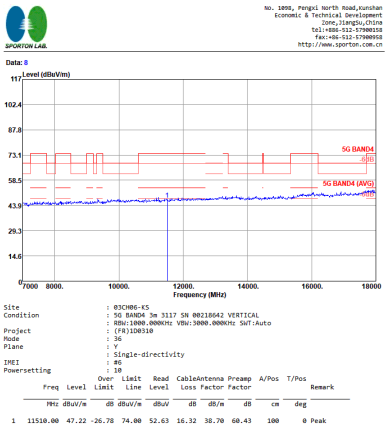 Site : 03CH06-KS Condition : 5G BAND4 3m 3117 SN 00218642 VERTICAL : RBW:1000.000KHz VBW:3000.000KHz SWT:Auto Project : (FR)1D0310 Mode : 36 Plane : Y : Single-directivity IMEI : #6 Powersetting : 10 Freq Level Over Limit Limit Line Read Level CableLoss Antenna Factor Preamp Factor A/Pos T/Pos Remark MHz dBuV/m dB dBuV/m dBuV dBuV dB dB/m dB cm deg 1 11510.00 47.22 -26.78 74.00 52.63 16.32 38.70 60.43 100 0 Peak

WIFI	Band 4 5725~5850MHz Harmonic @ 3m	
ANT	802.11ac VHT40 CH159 5795MHz	
6+7	Horizontal	Vertical
Peak Avg.	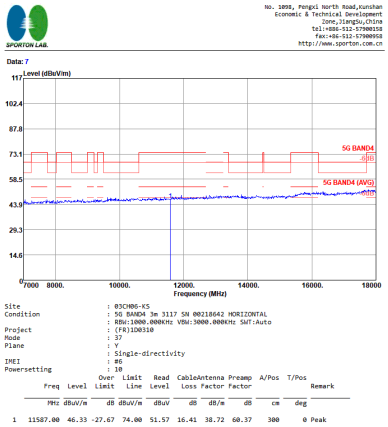	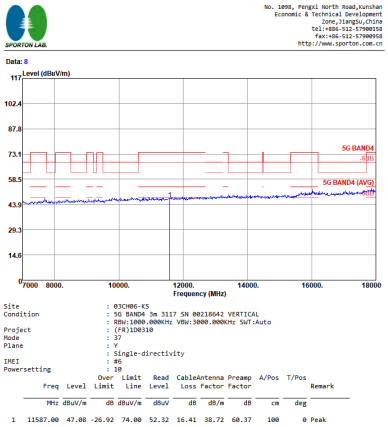

Band 4 5725~5850MHz

WIFI 802.11ac VHT20 (Harmonic @ 3m)

WIFI	Band 4 5725~5850MHz Harmonic @ 3m	
ANT	802.11ac VHT20 CH149 5745MHz	
6+7	Horizontal	Vertical
Peak Avg.	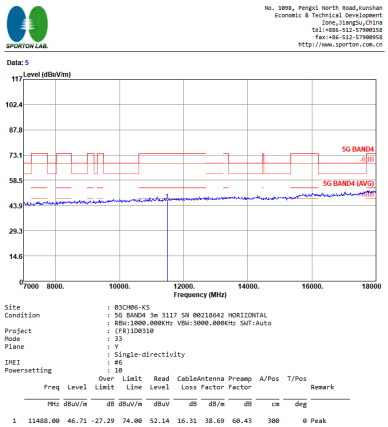 Site : 03CH06-KS Condition : 5G BAND4 3m 3117 SN 00218642 HORIZONTAL : RBW:1000.000KHz VBW:3000.000KHz SWT:Auto Project : (FR)1D0310 Mode : 33 Plane : Y : Single-directivity IMEI : #6 Powersetting : 10 Freq Level Over Limit Limit Line Read Level CableLoss Antenna Factor Preamp Factor A/Pos T/Pos Remark MHz dBuV/m dB dBuV/m dBuV dB dB/m dB cm deg 1 11488.00 46.71 -27.29 74.00 52.14 16.31 38.69 60.43 300 0 Peak	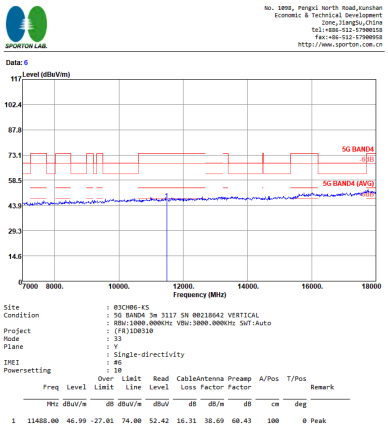 Site : 03CH06-KS Condition : 5G BAND4 3m 3117 SN 00218642 VERTICAL : RBW:1000.000KHz VBW:3000.000KHz SWT:Auto Project : (FR)1D0310 Mode : 33 Plane : Y : Single-directivity IMEI : #6 Powersetting : 10 Freq Level Over Limit Limit Line Read Level CableLoss Antenna Factor Preamp Factor A/Pos T/Pos Remark MHz dBuV/m dB dBuV/m dBuV dB dB/m dB cm deg 1 11488.00 46.99 -27.01 74.00 52.42 16.31 38.69 60.43 100 0 Peak

WIFI	Band 4 5725~5850MHz Harmonic @ 3m	
ANT	802.11ac VHT20 CH157 5785MHz	
6+7	Horizontal	Vertical
Peak Avg.	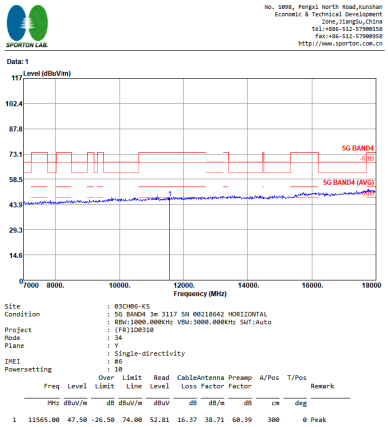 Site : 03CH06-KS Condition : 5G BAND4 3m 3117 SN 00218642 HORIZONTAL RBW:1000.000KHz VBW:3000.000KHz SWT:Auto Project : (FR)1D0310 Mode : 34 Plane : Y : Single-directivity IMEI : #6 Powersetting : 10 Freq Level Over Limit Limit Read Level Cable Loss Antenna Factor Preamp Factor A/Pos T/Pos Remark MHz dBuV/m dB dBuV/m dBuV dB dB/m dB cm deg 1 11565.00 47.50 -26.50 74.00 52.81 16.37 38.71 60.39 300 0 Peak	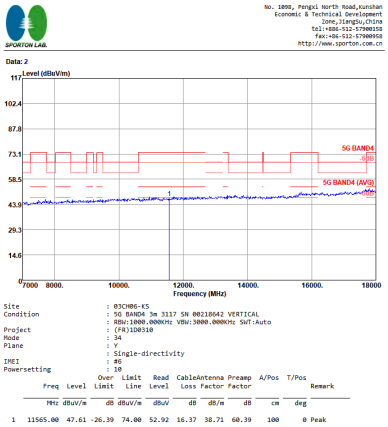 Site : 03CH06-KS Condition : 5G BAND4 3m 3117 SN 00218642 VERTICAL RBW:1000.000KHz VBW:3000.000KHz SWT:Auto Project : (FR)1D0310 Mode : 34 Plane : Y : Single-directivity IMEI : #6 Powersetting : 10 Freq Level Over Limit Limit Read Level Cable Loss Antenna Factor Preamp Factor A/Pos T/Pos Remark MHz dBuV/m dB dBuV/m dBuV dB dB/m dB cm deg 1 11565.00 47.61 -26.39 74.00 52.92 16.37 38.71 60.39 100 0 Peak

WIFI	Band 4 5725~5850MHz Harmonic @ 3m	
ANT	802.11ac VHT20 CH165 5825MHz	
6+7	Horizontal	Vertical
Peak Avg.	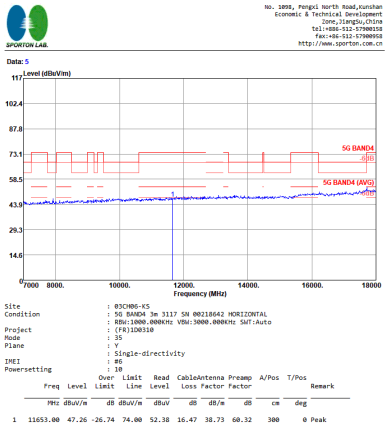	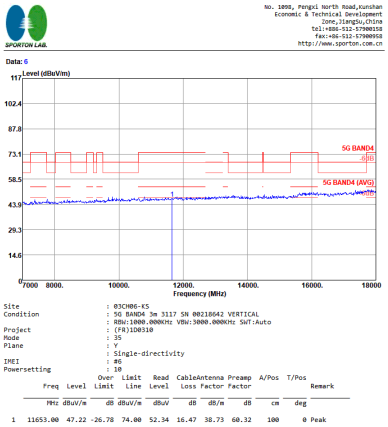

Band 4 5725~5850MHz

WIFI 802.11ac VHT80 (Harmonic @ 3m)

WIFI	Band 4 5725~5850MHz Harmonic @ 3m	
ANT	802.11ac VHT80 CH155 5775MHz	
6+7	Horizontal	Vertical
Peak Avg.	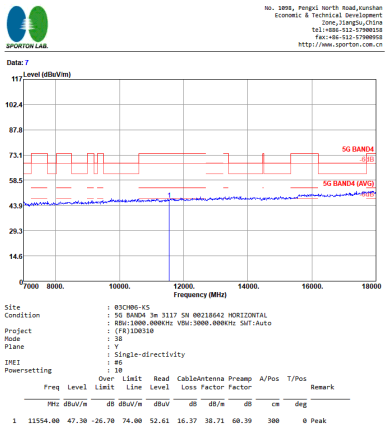 Site : 03CH06-KS Condition : 5G BAND4 3m 3117 SN 00218642 HORIZONTAL : RBW:1000.000KHz VBW:3000.000KHz SWT:Auto Project : (FR)1D0310 Mode : 38 Plane : Y : Single-directivity IMEI : #6 Powersetting : 10 Freq Level Over Limit Limit Line Read Level CableLoss Antenna Factor Preamp Factor A/Pos T/Pos Remark MHz dBuV/m dB dBuV/m dBuV dB dB/m dB cm deg 1 11554.00 47.30 -26.70 74.00 52.61 16.37 38.71 60.39 300 0 Peak	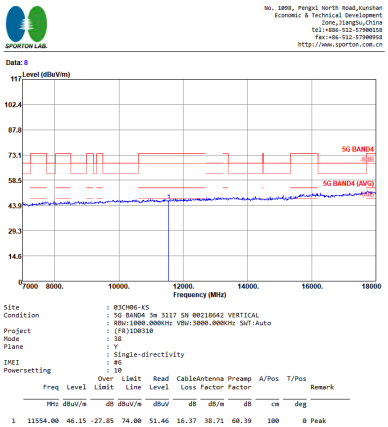 Site : 03CH06-KS Condition : 5G BAND4 3m 3117 SN 00218642 VERTICAL : RBW:1000.000KHz VBW:3000.000KHz SWT:Auto Project : (FR)1D0310 Mode : 38 Plane : Y : Single-directivity IMEI : #6 Powersetting : 10 Freq Level Over Limit Limit Line Read Level CableLoss Antenna Factor Preamp Factor A/Pos T/Pos Remark MHz dBuV/m dB dBuV/m dBuV dB dB/m dB cm deg 1 11554.00 46.15 -27.85 74.00 51.46 16.37 38.71 60.39 100 0 Peak

Emission below 1GHz

5GHz WIFI 802.11a (LF)

WIFI	5GHz WIFI	
ANT	802.11a LF	
1	Horizontal	Vertical
QP / Peak	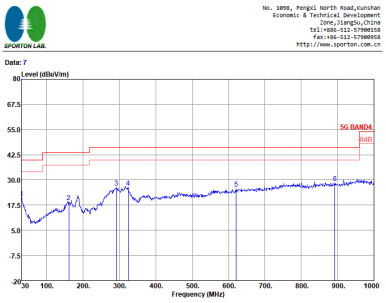	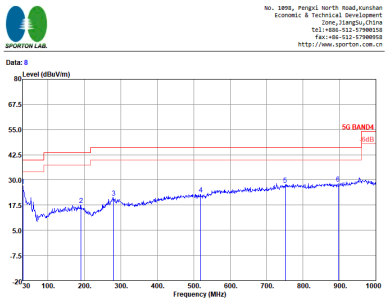

Appendix E. Duty Cycle Plots

Band	Duty Cycle(%)	T(ms)	1/T(kHz)	VBW Setting	Duty Factor
802.11a	98.62	-	-	10Hz	-
5GHz 802.11n/ac HT20/VHT20	98.16	-	-	10Hz	-
5GHz 802.11n/ac HT40/VHT40	96.32	0.949	1.053	1.1KHz	0.16
5GHz 802.11ac VHT80	93.02	0.464	2.156	2.2KHz	0.31

802.11a

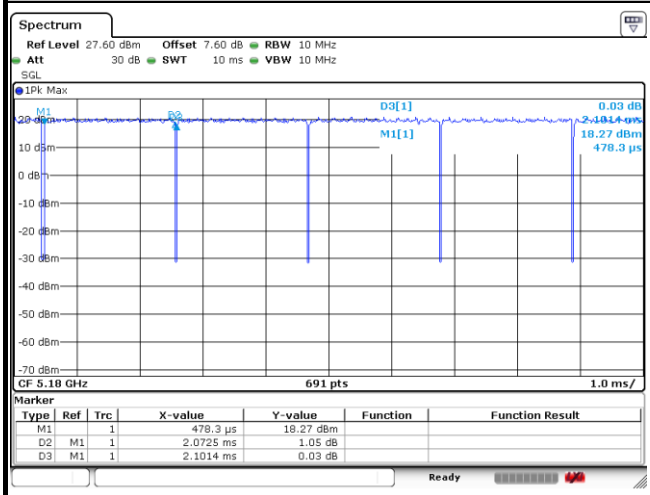

5GHz 802.11ac VHT20

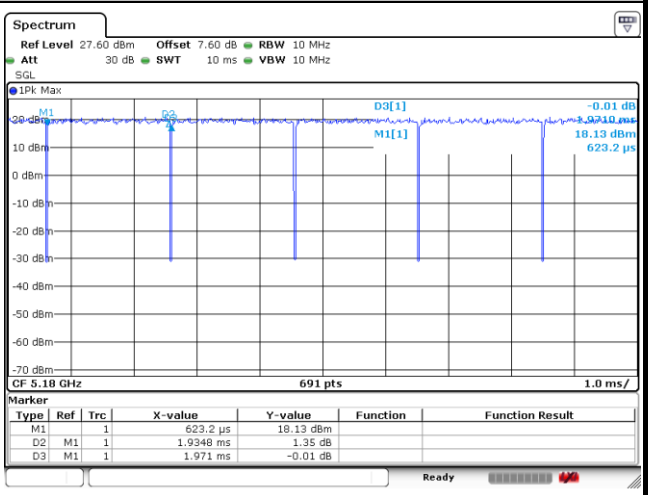

5GHz 802.11ac VHT40	5GHz 802.11ac VHT80
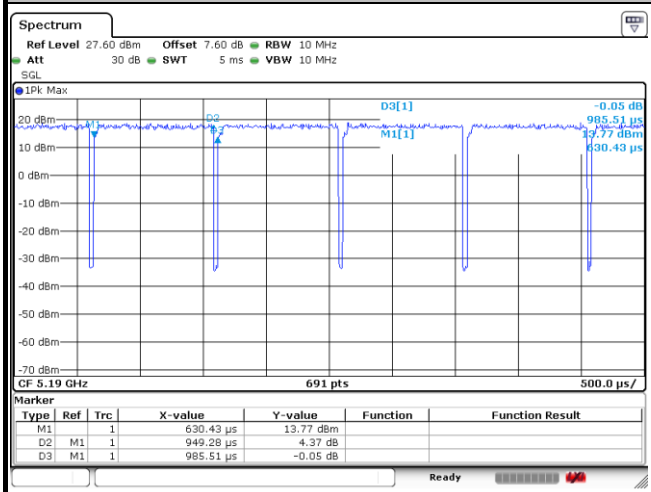	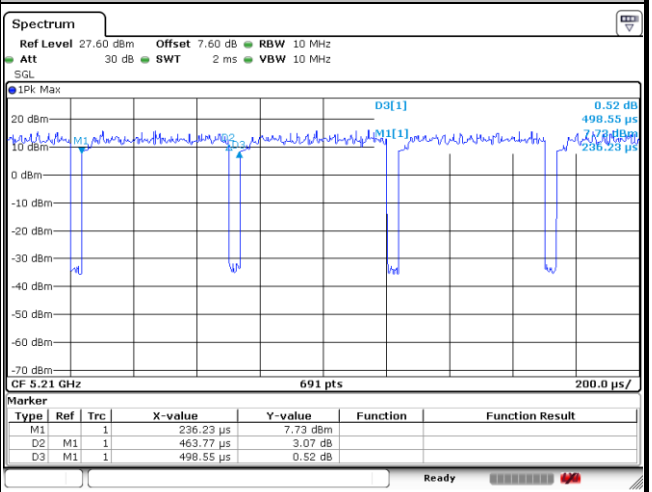

———THE END———