

Homedics®

ITM. / ART. 1748527

waterless home
fragrance diffuser



**please take a
moment now**

register your product at
www.Homedics.com/register

Your valuable input regarding
this product will help us create
the products you will want
in the future.

INSTRUCTION MANUAL AND WARRANTY INFORMATION

ARMH-970-CA | L-03893, Rev. 1



READ AND SAVE THESE INSTRUCTIONS

PLEASE READ ALL INSTRUCTIONS CAREFULLY BEFORE OPERATING

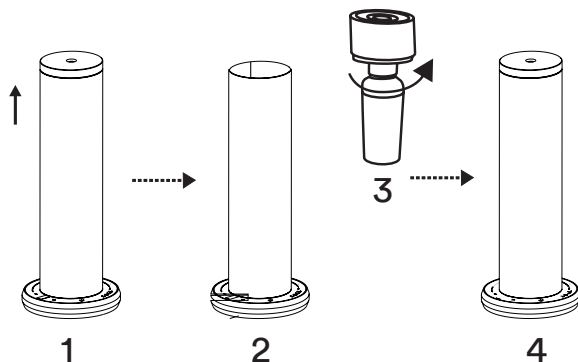
IMPORTANT SAFETY INSTRUCTIONS

- Use this product only for its intended use as described in this manual.
- Always place diffuser on a firm, flat, level surface.
- Always keep diffuser vertical when oil bottle has been installed to reduce likelihood of oil leaking and damaging the diffuser.
- DO NOT use attachments not recommended by Homedics.
- DO NOT use any other AC Adapter than what is supplied with the product. Use of any other AC adapter may damage the product and may increase the risk of harm to the user or property. Only AC Adapter bearing Part #: PP-ARMADP15 should be used.
- DO NOT place or store this product where it can fall or be dropped into a tub or sink.
- DO NOT place or drop into water or any other liquid.
- Turn off product when not in use.
- NEVER operate this product if it has a damaged cord, plug, cable, or housing.
- If the cord or product sustains damage, you must stop using this product immediately and contact Homedics Consumer Relations (see warranty information online for contact information).
- DO NOT attempt to modify or repair the unit. Servicing must be performed by professional or qualified personnel.
- Keep away from heated surfaces.
- Always keep the product away from high temperatures and fire.
- Only set on dry surfaces. Do not place on surface wet from water or cleaning solvents.
- NEVER cover the product when it is in operation.
- This unit should not be used by children without adult supervision.
- Keep this product out of the reach of children.
- Please dispose of battery in accordance with local, state, province, and country regulations.
- DO NOT use outdoors.
- This product is intended for indoor, household use only

WARNING: Chemical burn hazard. Keep batteries away from children.

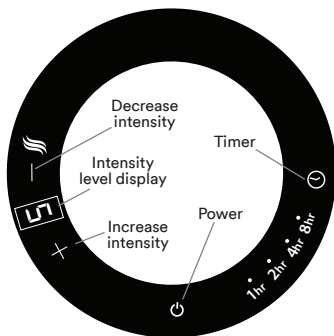
WARNING: This product contains a lithium button/coin cell battery. If a new or used lithium button/coin cell battery is swallowed or enters the body, it can cause severe internal burns and can lead to death in as little as 2 hours. Always completely secure the battery compartment. If the battery compartment does not close securely, stop using the product, remove the batteries, and keep it away from children. If you think batteries might have been swallowed or placed inside any part of the body, seek immediate medical attention.

HOW TO USE

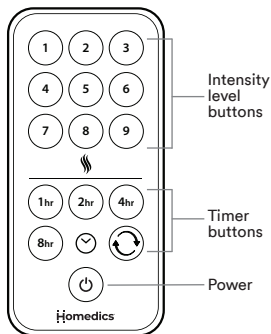


1. Take out the diffuser head.
2. Twist off the bottle.
3. Twist on 120 ml SereneScents™ oil bottle.
4. Put the diffuser head back in the machine.

Control Panel (on diffuser base)




Remote Control



HOW TO OPERATE



Power ON

Plug in adapter to wall and diffuser. The diffuser will beep to indicate that the diffuser is plugged in and ON. If plugged in already, press the  button located on the diffuser base or remote.

Power OFF

Press  to turn off the diffuser.

Intensity Setting

The diffuser has 9 scent levels. On the diffuser base, press  to increase the intensity, press  to decrease the intensity. On the remote press your preferred (1-9) level to start.

Remote Control

Remove pull tab from remote control before using.

Timer

Press timer button on diffuser to cycle through the timer options: 1, 2, 4, or 8 hours and off.

On the remote, the user can select the desired timer duration or turn the timer off by pressing the corresponding button.

EQUIPMENT CLEANING

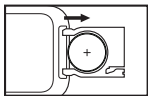
The diffuser may need to be cleaned when:

1. You're about to change to another SereneScents™ 120 ml oil bottle.
2. The atomization volume becomes weak.

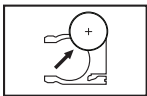
Cleaning steps:

1. Fill a clean bottle with 90% isopropyl alcohol or higher.
2. Install this bottle to the diffuser and turn the diffuser on level 9.
Let it work for 10 minutes.
3. Turn OFF diffuser, remove bottle with isopropyl alcohol and replace with bottle of fragrance oil.

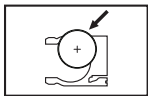
BATTERY REPLACEMENT INSTRUCTIONS:



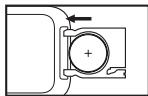
1. Remove battery holder and battery from remote



2. Remove battery from battery holder



3. Install new CR2025 battery into the battery holder following the polarity as shown.



4. Insert battery holder and new battery into the remote

BATTERY PRECAUTIONS:

- Use only the size and type of batteries specified.
- Clean the battery contacts and the contacts of the device with a dry cloth prior to installing the batteries.
- Ensure the battery is installed correctly with regard to polarity (+ /-).
- Remove battery from the device when the device is not used for an extended period.
- Keep batteries away from children.
- Remove depleted batteries from the unit promptly. Dispose of used batteries safely.
- Recycle or dispose of batteries properly in accordance with all local, state, province, and country regulations. Do not open batteries or dispose of in fire.



WARNING – KEEP BATTERIES OUT OF REACH OF CHILDREN

- Swallowing may lead to serious injury, in as little as 2 hours, or death due to chemical burns and potential perforation of the esophagus.
- If you suspect your child has swallowed or inserted a button battery, immediately seek urgent medical assistance.
- Examine devices and make sure the battery compartment is correctly secured, e.g. that the screw or other mechanical fastener is tightened. DO NOT use if compartment is not secure.
- Dispose of used button batteries immediately and safely. Flat batteries can still be dangerous.
- Tell others about the risk associated with button batteries.

TROUBLESHOOTING

Before asking to have the machine repaired, please try to diagnose the problem following the below instructions.

| Breakdown | Solution |
|-------------------------------|---|
| Not diffusing | <ul style="list-style-type: none">• Make sure the power is ON or OFF.• The pump is damaged and needs replacing.• If there is no diffusion or it is weak, replace the oil with rubbing alcohol and run it through the machine for 5 minutes. |
| Little or no spray coming out | <ul style="list-style-type: none">• Atomization head is blocked. Clean diffuser by following cleaning instructions.• Diffuser core with straw is missing or damaged.• Pump is damaged and may need replacing. Contact Consumer Relations for replacement. |
| Diffuser spraying liquid | <ul style="list-style-type: none">• Diffuser core is damaged, replace diffuser core.• Machine is tilted or angled. Make sure it's upright at all times. |
| Oil leaking | <ul style="list-style-type: none">• Bottle is loose. Screw it in properly and straight.• Seal is broken or missing. |
| Abnormal sound | <ul style="list-style-type: none">• Pump is loose or damaged. Tighten the pump or contact Consumer Relations for replacement. |
| No display on screen | <ul style="list-style-type: none">• Make sure the power is ON.• Check the plug for damage, try another outlet. If plug is damaged, replace.• Display screen is damaged. |

REPLACEMENT PARTS

Contact Homedics Consumer Relations at cservice@homedics.com | 8:30am-7:00pm EST Monday-Friday 1-800-466-3342.

REMOTE
PP-ARMH970RMT



EMPTY BOTTLE FOR
CLEANING
PP-HEO120BOTTLE



ADAPTER
PP-ARMADP15



ARE ESSENTIAL OILS SAFE TO USE AROUND PETS?

Although Homedics SereneScents™ are made from essential oils, we should always exercise caution when using essential oils around our pets. Keep all products out of reach of pets. Keep open bottles away from pets to avoid internal consumption. When diffusing, always diffuse in a well-ventilated area and leave an option for them to remove themselves from the space. Every animal is different, so carefully observe how each animal responds when introducing essential oils for the first time. If irritation occurs, discontinue use. We recommend seeking medical attention if ingestion of essential oil occurs.



1-YEAR LIMITED WARRANTY

Homedics sells its products with the intent that they are free of defects in manufacture and workmanship for a period of 1 year from the date of original purchase, except as noted below. Homedics warrants that its products will be free of defects in material and workmanship under normal use and service. This warranty extends only to consumers and does not extend to Retailers.

To obtain warranty service on your Homedics product, contact a Consumer Relations representative for assistance. Please make sure to have the model number of the product available.

Homedics does not authorize anyone, including, but not limited to, Retailers, the subsequent consumer purchaser of the product from a Retailer or remote purchasers, to obligate Homedics in any way beyond the terms set forth herein. This warranty does not cover damage caused by misuse or abuse; accident; the attachment of any unauthorized accessory; alteration to the product; improper installation; unauthorized repairs or modifications; improper use of electrical/power supply; loss of power; dropped product; malfunction or damage of an operating part from failure to provide manufacturer's recommended maintenance; transportation damage; theft; neglect; vandalism; or environmental conditions; loss of use during the period the product is at a repair facility or otherwise awaiting parts or repair; or any other conditions whatsoever that are beyond the control of Homedics.

This warranty is effective only if the product is purchased and operated in the country in which the product is purchased. A product that requires modifications or adoption to enable it to operate in any other country than the country for which it was designed, manufactured, approved and/or authorized, or repair of products damaged by these modifications is not covered under this warranty.

THE WARRANTY PROVIDED HEREIN SHALL BE THE SOLE AND EXCLUSIVE WARRANTY. THERE SHALL BE NO OTHER WARRANTIES EXPRESS OR IMPLIED INCLUDING ANY IMPLIED WARRANTY OF MERCHANTABILITY OR FITNESS OR ANY OTHER OBLIGATION ON THE PART OF THE COMPANY WITH RESPECT TO PRODUCTS COVERED BY THIS WARRANTY. HOMEDICS SHALL HAVE NO LIABILITY FOR ANY INCIDENTAL, CONSEQUENTIAL, OR SPECIAL DAMAGES. IN NO EVENT SHALL THIS WARRANTY REQUIRE MORE THAN THE REPAIR OR REPLACEMENT OF ANY PART OR PARTS WHICH ARE FOUND TO BE DEFECTIVE WITHIN THE EFFECTIVE PERIOD OF THE WARRANTY. NO REFUNDS WILL BE GIVEN. IF REPLACEMENT PARTS FOR DEFECTIVE MATERIALS ARE NOT AVAILABLE, HOMEDICS RESERVES THE RIGHT TO MAKE PRODUCT SUBSTITUTIONS IN LIEU OF REPAIR OR REPLACEMENT.

This warranty does not extend to the purchase of opened, used, repaired, repackaged and/or resealed products, including but not limited to sale of such products on internet auction sites and/or sales of such products by surplus or bulk resellers. Any and all warranties or guarantees shall immediately cease and terminate as to any products or parts thereof which are repaired, replaced, altered, or modified, without the prior express and written consent of Homedics.

This warranty provides you with specific legal rights. You may have additional rights which may vary from state to state and country to country. Because of individual state and country regulations, some of the above limitations and exclusions may not apply to you.

For more information regarding our product line in the USA, please visit www.Homedics.com. For Canada, please visit www.Homedics.ca.

FOR SERVICE IN THE USA
CSERVICE@HOMEDICS.COM
8:30AM-7:00PM EST MONDAY-FRIDAY
1-800-466-3342

FOR SERVICE IN CANADA
CSERVICE@HOMEDICSGROUP.CA
8:30AM-5:00PM EST MONDAY-FRIDAY
1-888-225-7378

©2023 Homedics, LLC. All rights reserved. Homedics is a registered trademark of Homedics, LLC.
Distributed by Homedics, LLC, 3000 N Pontiac Trail, Commerce Township, MI 48390
IB-ARMH970CA | L-03893, Rev. 1
Made in China

SUPPLIER'S DECLARATION OF CONFORMITY

Product Description: WATERLESS HOME FRAGRANCE DIFFUSER

Model Number: ARMH-970

Trade Name: Homedics

FCC Compliance Statement

This device complies with Part 15 of the FCC Rules. This device contains license-exempt transmitter/receiver that complies with Innovation, Science and Economic Development Canada's license-exempt RSS(s). Operation is subject to the following two conditions: (1) This device may not cause harmful interference, and (2) This device must accept any interference received, including interference that may cause undesired operation.

U.S. Contact Information

Company: Homedics, LLC.

Address: 3000 N Pontiac Trail, Commerce Township, MI 48390

8:30am-7:00pm EST Monday-Friday 1-800-466-3342

Homedics is not responsible for any radio or TV interference caused by unauthorized modifications to this equipment. Such modifications could void the user authority to operate the equipment.

This equipment has been tested and found to comply with the limits for a Class B digital device, pursuant to Part 15 of the FCC Rules. These limits are designed to provide reasonable protection against harmful interference in a residential installation. This equipment generates, uses, and can radiate radio frequency energy and, if not installed and used in accordance with the instructions, may cause harmful interference to radio communications. However, there is no guarantee that interference will not occur in a particular installation. If this equipment does cause harmful interference to radio or television reception, which can be determined by turning the equipment off and on, the user is encouraged to try to correct the interference by one or more of the following measures:

- Reorient or relocate the receiving antenna.
- Increase the separation between the equipment and receiver.
- Connect the equipment to an outlet on a circuit different from that to which the receiver is connected.
- Consult the dealer or an experienced radio/TV technician for help.

CAN ICES-003(B)/NMB-003(B)

RF Exposure Statement

This equipment complies with FCC and ICSED RF radiation exposure limits set forth for an uncontrolled environment. This transmitter must not be co-located or operated in conjunction with any other antenna or transmitter.

DÉCLARATION DE CONFORMITÉ DU FOURNISSEUR

DESCRIPTION DU PRODUIT : DIFFUSEUR D'AROMATHÉRAPIE RÉSIDENTIEL SANS EAU

Numéro de modèle : ARMH-970

Nom du fabricant : Homedics

Déclaration de la FCC

Cet appareil est conforme à la Partie 15 du règlement de la FCC. Le fonctionnement est soumis aux deux conditions suivantes : (1) cet appareil ne doit pas provoquer d'interférences nuisibles, et (2) cet appareil doit accepter toute interférence reçue, y compris les interférences pouvant entraîner un fonctionnement indésirable.

Coordonnées aux États-Unis

Société : Homedics, LLC.

Adresse : 3000 N Pontiac Trail, Commerce Township, MI 48390

8 h 30 à 19 h (heure normale de l'Est) du lundi au vendredi 1-800-466-3342

Homedics n'est pas responsable des interférences radio ou TV causées par des modifications non autorisées de cet appareil. De telles modifications pourraient entraîner l'interdiction d'utiliser l'appareil.

Cet appareil a été testé et jugé conforme aux limites applicables aux appareils numériques de Classe B, conformément à la Partie 15 du règlement de la FCC. Ces limites sont conçues pour fournir une protection raisonnable contre les interférences nuisibles dans une installation résidentielle. Cet appareil génère, utilise et peut émettre une énergie de radiofréquence et, s'il n'est pas installé et utilisé conformément aux instructions, peut causer des interférences nuisibles aux communications radio. Il n'est toutefois pas garanti que des interférences ne se produiront pas dans une installation particulière. Si cet appareil provoque des interférences nuisibles à la réception radio ou télévision, ce qui peut être déterminé en éteignant l'appareil et en le rallumant, il est recommandé d'essayer de corriger les interférences en prenant une ou plusieurs des mesures suivantes :

- Réorienter ou déplacer l'antenne de réception.
- Augmenter la distance entre l'appareil et le récepteur.
- Brancher l'appareil dans une prise sur un circuit différent de celui auquel le récepteur est branché.
- Consulter le revendeur ou un technicien radio/TV expérimenté pour obtenir de l'aide.

CAN ICES-003(B)/NMB-003(B)

Déclaration d'IC sur l'exposition aux radiations:

Cet équipement est conforme aux limites d'exposition aux radiations définies par le Canada pour des environnements non contrôlés. Cet émetteur ne doit pas être installé au même endroit ni utilisé avec une autre antenne ou un autre émetteur.