Mode	45	
	Band Edge	
	U-NII-2C_5.47-5.725_802.11ax HE20_CH140_Partial_5700MHz	
ANT	CDD 0+1	
Pol.	Horizontal	Fundamental
Peak	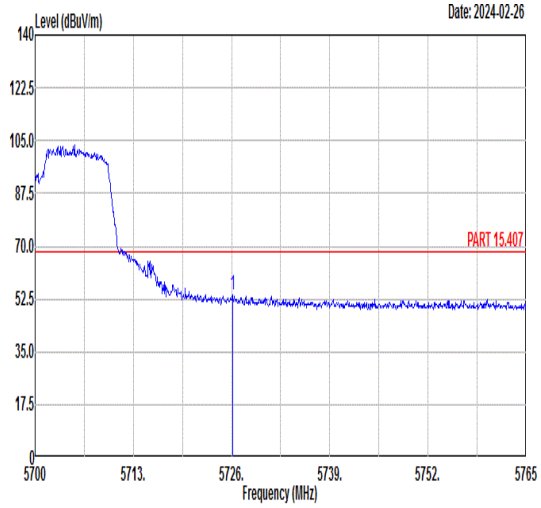 Freq Level Limit Line Margin (dB) Read Level Ant Factor Cable Loss Preamp Factor APos TPos Remark 1 5726.13 54.00 68.30 -14.30 40.45 36.22 10.02 32.69 179 23 PEAK	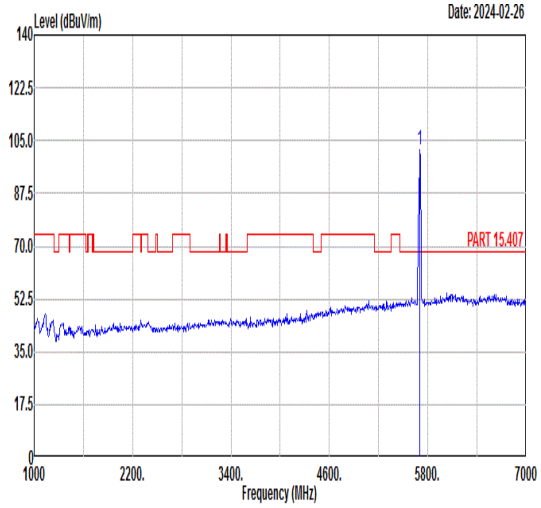 Freq Level Limit Line Margin (dB) Read Level Ant Factor Cable Loss Preamp Factor APos TPos Remark 1 5700.00 101.82 ------ ------ 88.34 36.19 9.97 32.68 179 23 PEAK
Avg	Blank	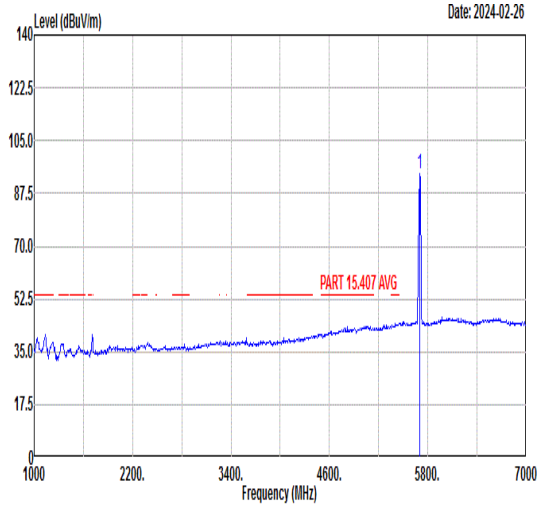 Freq Level Limit Line Margin (dB) Read Level Ant Factor Cable Loss Preamp Factor APos TPos Remark 1 5700.00 94.29 ------ ------ 80.81 36.19 9.97 32.68 179 23 AVERAGE

Mode	45	
	Band Edge	
	U-NII-2C_5.47-5.725_802.11ax HE20_CH140_Partial_5700MHz	
ANT	CDD 0+1	
Pol.	Vertical	Fundamental
Peak	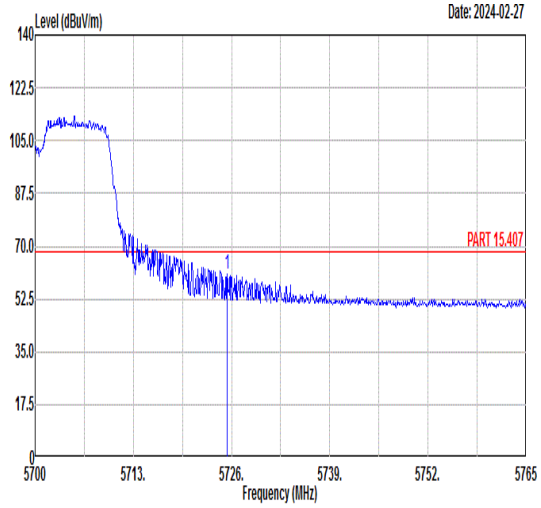 Freq Level Limit Line Margin (dB) Read Level Ant Factor Cable Loss Preamp Factor APos TPos Remark MHz dBuV/m dBuV/m dBuV dB/m dB dB cm deg 1 5725.42 60.59 68.30 -7.71 47.04 36.22 10.02 32.69 211 233 PEAK	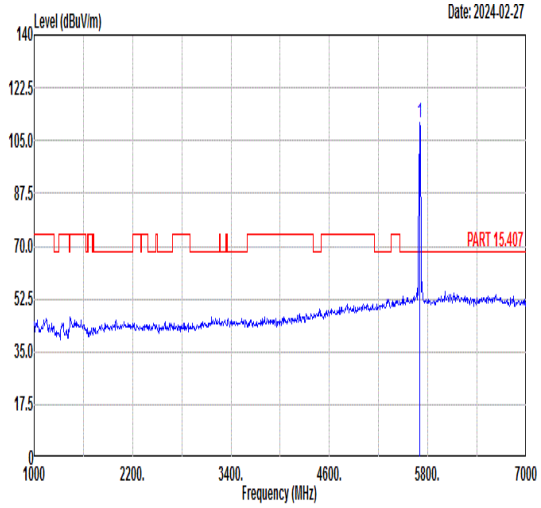 Freq Level Limit Line Margin (dB) Read Level Ant Factor Cable Loss Preamp Factor APos TPos Remark MHz dBuV/m dBuV/m dBuV dB/m dB dB cm deg 1 5700.00 111.08 ------ ------ 97.60 36.19 9.97 32.68 211 233 PEAK
Avg	Blank	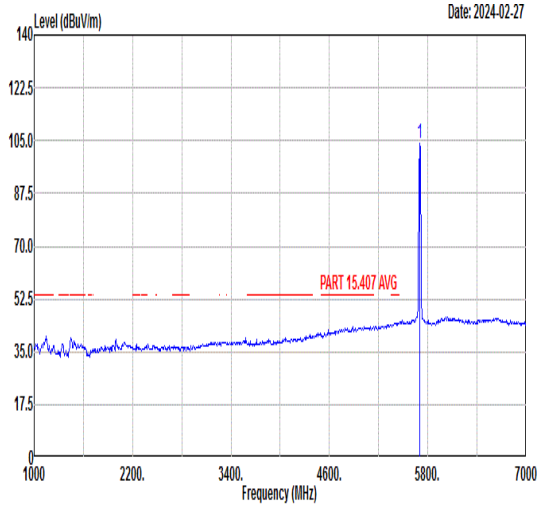 Freq Level Limit Line Margin (dB) Read Level Ant Factor Cable Loss Preamp Factor APos TPos Remark MHz dBuV/m dBuV/m dBuV dB/m dB dB cm deg 1 5700.00 104.21 ------ ------ 90.73 36.19 9.97 32.68 211 233 AVERAGE

Mode	46	
	Band Edge - L	
	U-NII-1_5.15-5.25_802.11ax HE40_CH38_Full_5190MHz	
ANT	CDD 0+1	
Pol.	Horizontal	Fundamental
Peak	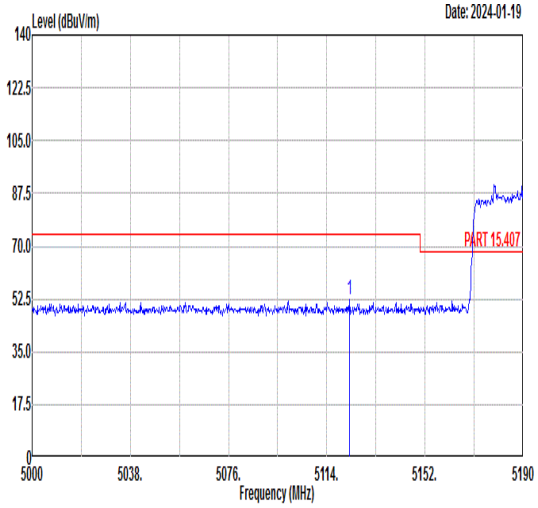 Freq Level Limit Line Margin Read Level Ant Factor Cable Loss Preamp Factor APos TPos Remark MHz dBuV/m dBuV/m dB dBuV dB/m dB dB cm deg 1 5122.93 52.14 74.00 -21.86 40.05 36.13 8.49 32.53 200 279 PEAK	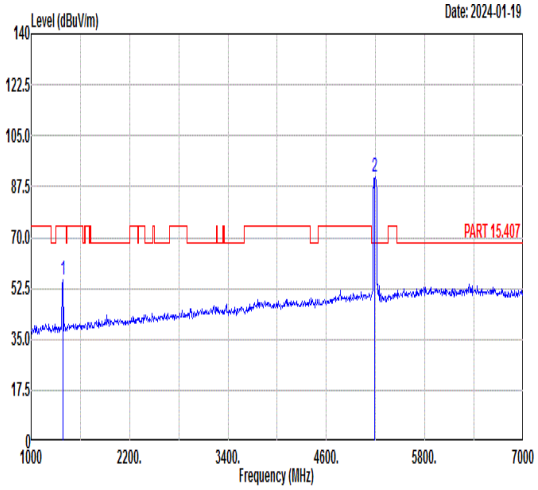 Freq Level Limit Line Margin Read Level Ant Factor Cable Loss Preamp Factor APos TPos Remark MHz dBuV/m dBuV/m dB dBuV dB/m dB dB cm deg 1 1386.00 55.66 74.00 -18.34 56.60 29.42 4.13 34.49 200 279 PEAK 2 5190.00 91.01 ------ ------ 78.72 36.08 8.63 32.42 200 279 PEAK
Avg	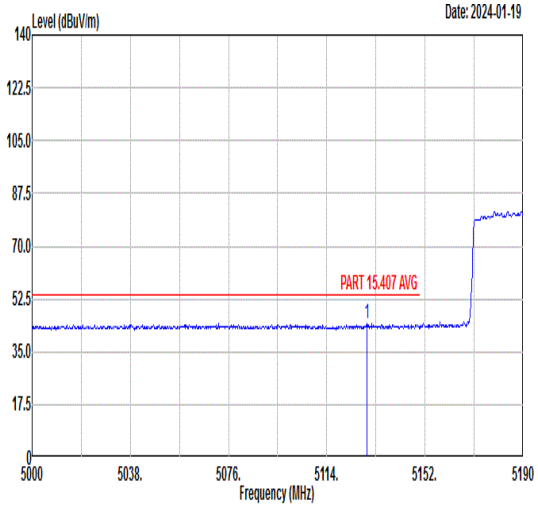 Freq Level Limit Line Margin Read Level Ant Factor Cable Loss Preamp Factor APos TPos Remark MHz dBuV/m dBuV/m dB dBuV dB/m dB dB cm deg 1 5129.58 44.54 54.00 -9.46 32.44 36.12 8.50 32.52 200 279 AVERAGE	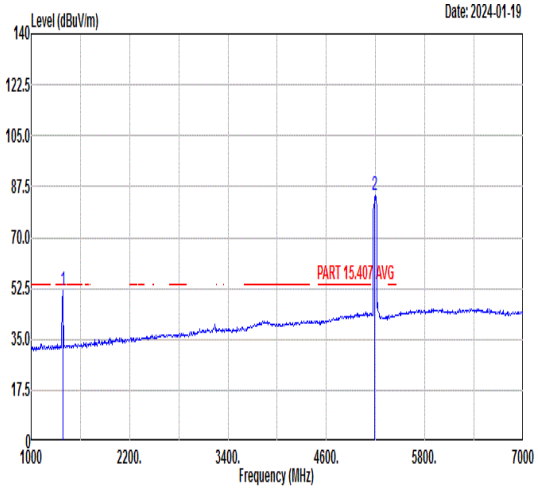 Freq Level Limit Line Margin Read Level Ant Factor Cable Loss Preamp Factor APos TPos Remark MHz dBuV/m dBuV/m dB dBuV dB/m dB dB cm deg 1 1386.00 51.75 54.00 -2.25 52.69 29.42 4.13 34.49 200 279 AVERAGE 2 5190.00 84.50 ------ ------ 72.21 36.08 8.63 32.42 200 279 AVERAGE

Mode	46	
	Band Edge - R	
	U-NII-1_5.15-5.25_802.11ax HE40_CH38_Full_5190MHz	
ANT	CDD 0+1	
Pol.	Horizontal	Fundamental
Peak	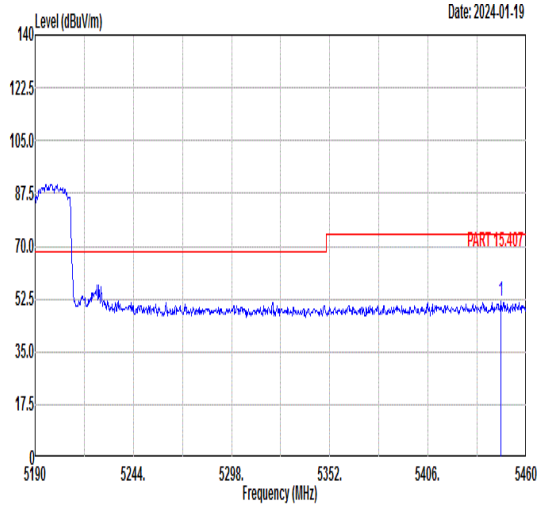 Freq Level Limit Line Margin Read Level Ant Factor Cable Loss Preamp Factor APos TPos Remark MHz dBuV/m dBuV/m dB dBuV dB/m dB dB cm deg 1 5445.96 51.86 74.00 -22.14 38.33 35.93 9.68 32.08 200 279 PEAK	Blank
Avg	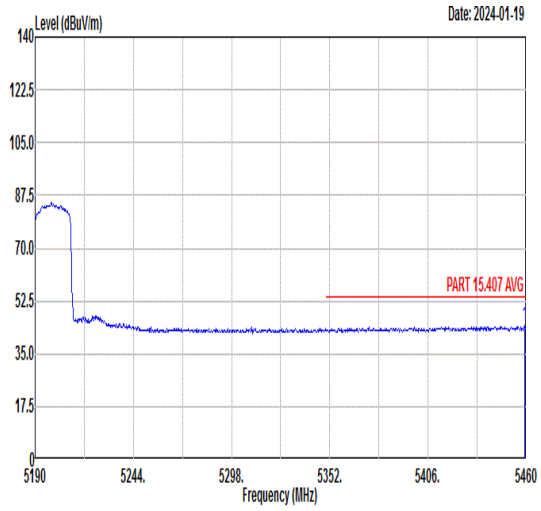 Freq Level Limit Line Margin Read Level Ant Factor Cable Loss Preamp Factor APos TPos Remark MHz dBuV/m dBuV/m dB dBuV dB/m dB dB cm deg 1 5459.19 44.46 54.00 -9.54 30.91 35.92 9.69 32.06 200 279 AVERAGE	Blank

Mode	46
	Band Edge - L
	U-NII-1_5.15-5.25_802.11ax HE40_CH38_Full_5190MHz
ANT	CDD 0+1

Pol.	Vertical	Fundamental
Peak	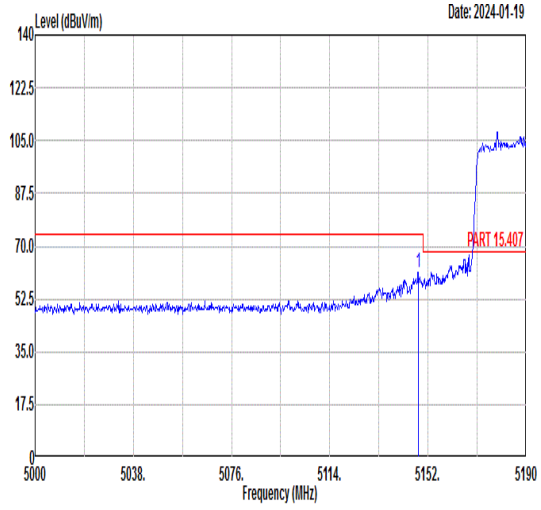 Freq Level Limit Line Margin Read Level Ant Factor Cable Loss Preamp Factor APos TPos Remark MHz dBuV/m dBuV/m dB dBuV dB/m dB dB cm deg 1 5148.20 61.45 74.00 -12.55 49.30 36.11 8.53 32.49 193 57 PEAK	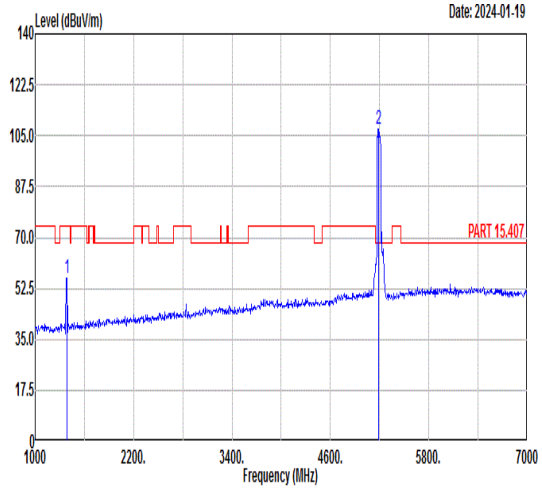 Freq Level Limit Line Margin Read Level Ant Factor Cable Loss Preamp Factor APos TPos Remark MHz dBuV/m dBuV/m dB dBuV dB/m dB dB cm deg 1 1386.00 56.01 74.00 -17.99 56.95 29.42 4.13 34.49 193 57 PEAK 2 5190.00 107.15 ------ ------ 94.89 36.09 8.61 32.44 193 57 PEAK
Avg	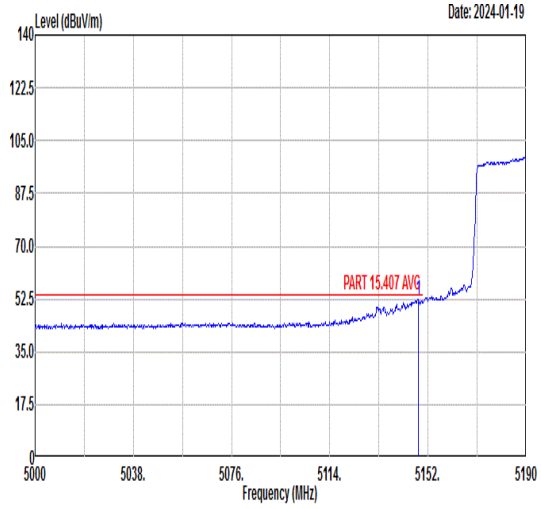 Freq Level Limit Line Margin Read Level Ant Factor Cable Loss Preamp Factor APos TPos Remark MHz dBuV/m dBuV/m dB dBuV dB/m dB dB cm deg 1 5148.20 52.09 54.00 -1.91 39.94 36.11 8.53 32.49 193 57 AVERAGE	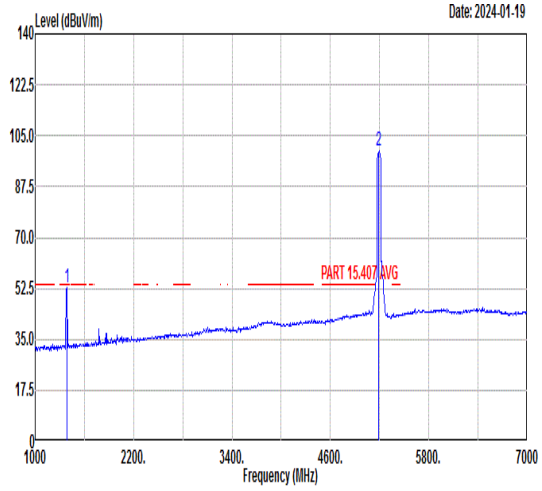 Freq Level Limit Line Margin Read Level Ant Factor Cable Loss Preamp Factor APos TPos Remark MHz dBuV/m dBuV/m dB dBuV dB/m dB dB cm deg 1 1386.00 52.75 54.00 -1.25 53.69 29.42 4.13 34.49 193 57 AVERAGE 2 5190.00 99.63 ------ ------ 87.36 36.08 8.62 32.43 193 57 AVERAGE

Mode	46	
	Band Edge - R	
	U-NII-1_5.15-5.25_802.11ax HE40_CH38_Full_5190MHz	
ANT	CDD 0+1	
Pol.	Vertical	Fundamental
Peak	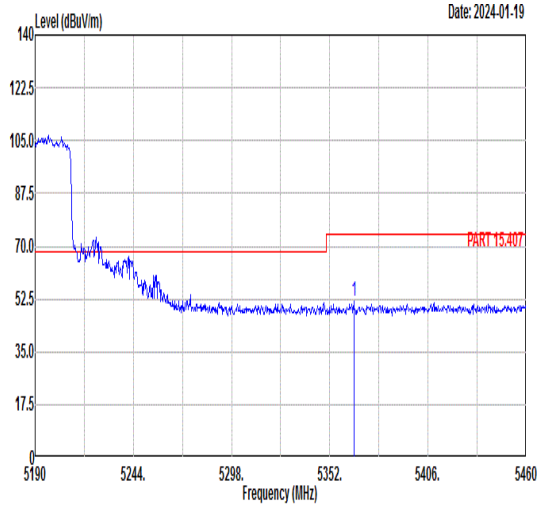 Freq Level Limit Line Margin Read Level Ant Factor Cable Loss Preamp Factor APos TPos Remark MHz dBuV/m dBuV/m dB dBuV dB/m dB dB cm deg 1 5365.23 51.77 74.00 -22.23 38.54 35.98 9.44 32.19 193 57 PEAK	Blank
Avg	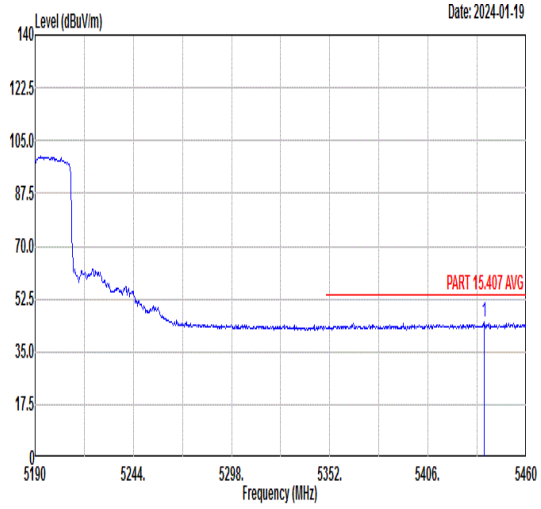 Freq Level Limit Line Margin Read Level Ant Factor Cable Loss Preamp Factor APos TPos Remark MHz dBuV/m dBuV/m dB dBuV dB/m dB dB cm deg 1 5437.05 44.65 54.00 -9.35 31.12 35.94 9.68 32.09 193 57 AVERAGE	Blank

Mode	46	
	Harmonic	
	U-NII-1_5.15-5.25_802.11ax HE40_CH38_Full_5190MHz	
ANT	CDD 0+1	
Pol.	Horizontal	Vertical
Peak Avg	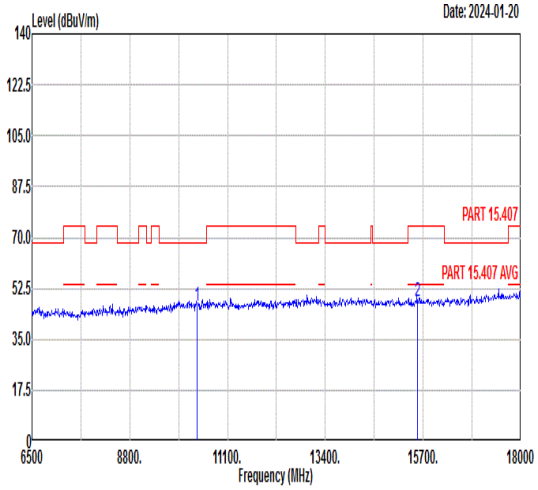 Freq Level Limit Line Margin Read Level Ant Factor Cable Loss Preamp Factor APos TPos Remark MHz dBuV/m dBuV/m dB dBuV dB/m dB dB cm deg 1 10380.00 46.48 68.30 -21.82 59.30 38.75 12.08 63.65 --- --- Peak 2 15570.00 48.12 74.00 -25.88 56.76 40.76 14.60 64.00 --- --- Peak	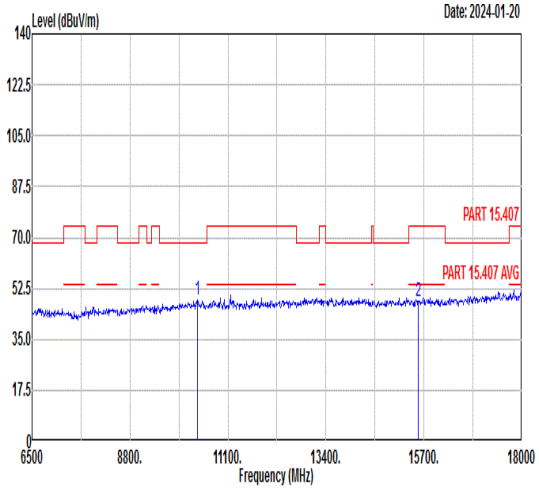 Freq Level Limit Line Margin Read Level Ant Factor Cable Loss Preamp Factor APos TPos Remark MHz dBuV/m dBuV/m dB dBuV dB/m dB dB cm deg 1 10380.00 48.64 68.30 -19.66 61.46 38.75 12.08 63.65 --- --- Peak 2 15570.00 48.32 74.00 -25.68 56.96 40.76 14.60 64.00 --- --- Peak

Mode	47	
	Harmonic	
	U-NII-1_5.15-5.25_802.11ax HE40_CH46_Full_5230MHz	
ANT	CDD 0+1	
Pol.	Horizontal	Vertical
Peak Avg	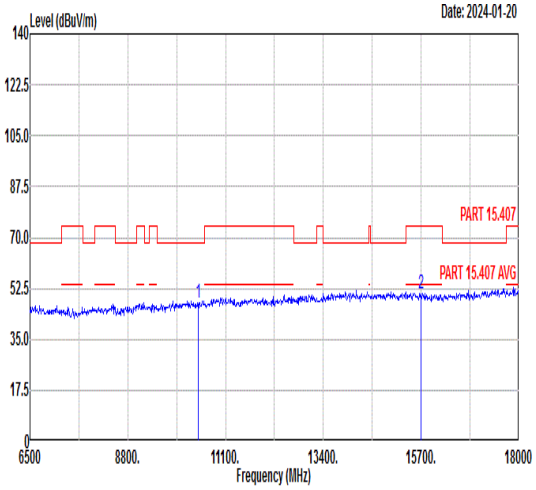 Freq Level Limit Line Margin Read Level Ant Factor Cable Loss Preamp Factor APos TPos Remark MHz dBuV/m dBuV/m dB dBuV dB/m dB dB cm deg 1 10460.00 47.66 68.30 -20.64 60.37 38.78 12.13 63.62 --- --- Peak 2 15690.00 50.47 74.00 -23.53 59.01 40.85 14.65 64.04 --- --- Peak	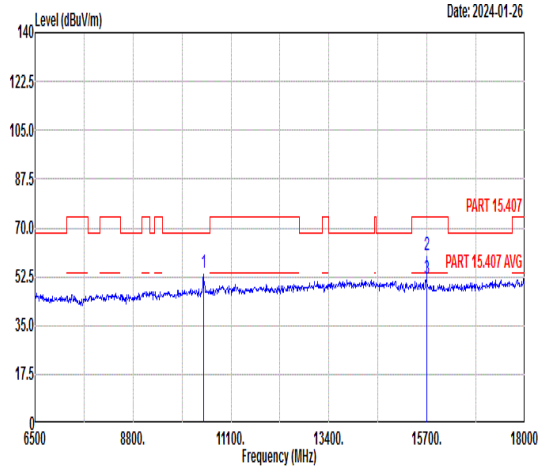 Freq Level Limit Line Margin Read Level Ant Factor Cable Loss Preamp Factor APos TPos Remark MHz dBuV/m dBuV/m dB dBuV dB/m dB dB cm deg 1 10460.00 53.82 68.30 -14.48 66.53 38.78 12.13 63.62 324 285 Peak 2 15690.00 59.97 74.00 -14.03 68.51 40.85 14.65 64.04 297 360 Peak 3 15690.00 51.80 54.00 -2.20 60.34 40.85 14.65 64.04 297 360 Average

Mode	48	
	Harmonic	
	U-NII-2A_5.25-5.35_802.11ax HE40_CH54_Full_5270MHz	
ANT	CDD 0+1	
Pol.	Horizontal	Vertical
Peak Avg	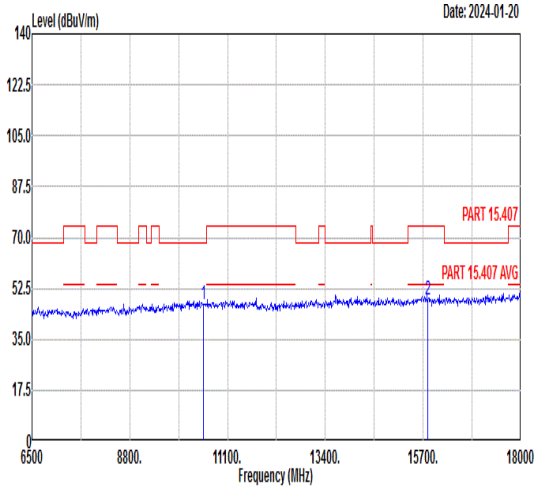 Freq Level Limit Line Margin Read Level Ant Factor Cable Loss Preamp Factor APos TPos Remark MHz dBuV/m dBuV/m dB dBuV dB/m dB dB cm deg 1 10540.00 47.10 68.30 -21.20 59.68 38.82 12.19 63.59 --- --- Peak 2 15810.00 48.44 74.00 -25.56 56.86 40.95 14.71 64.08 --- --- Peak	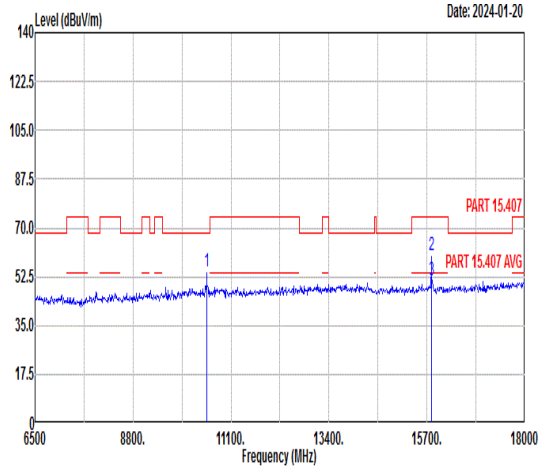 Freq Level Limit Line Margin Read Level Ant Factor Cable Loss Preamp Factor APos TPos Remark MHz dBuV/m dBuV/m dB dBuV dB/m dB dB cm deg 1 10540.00 54.65 68.30 -13.65 67.23 38.82 12.19 63.59 278 230 Peak 2 15810.00 60.20 74.00 -13.80 68.62 40.95 14.71 64.08 304 349 Peak 3 15810.00 51.30 54.00 -2.70 59.72 40.95 14.71 64.08 304 349 Average

Mode	49
	Band Edge - L
	U-NII-2A_5.25-5.35_802.11ax HE40_CH62_Full_5310MHz
ANT	CDD 0+1

Pol.	Horizontal	Fundamental
Peak	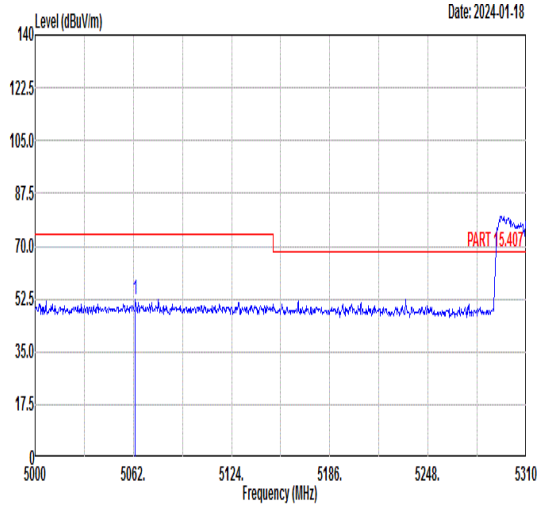 Freq Level Limit Line Margin Read Level Ant Factor Cable Loss Preamp Factor APos TPos Remark MHz dBuV/m dBuV/m dB dBuV dB/m dB dB cm deg 1 5063.24 52.09 74.00 -21.91 40.16 36.16 8.38 32.61 200 360 PEAK	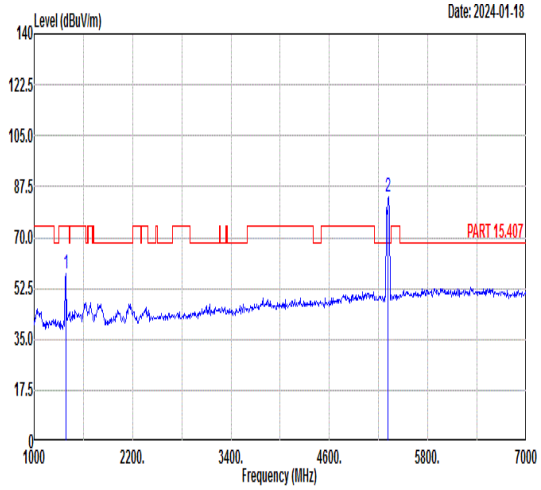 Freq Level Limit Line Margin Read Level Ant Factor Cable Loss Preamp Factor APos TPos Remark MHz dBuV/m dBuV/m dB dBuV dB/m dB dB cm deg 1 1386.00 57.79 74.00 -16.21 58.73 29.42 4.13 34.49 200 360 PEAK 2 5310.00 83.88 ------ ------ 70.91 36.01 9.21 32.25 200 360 PEAK
Avg	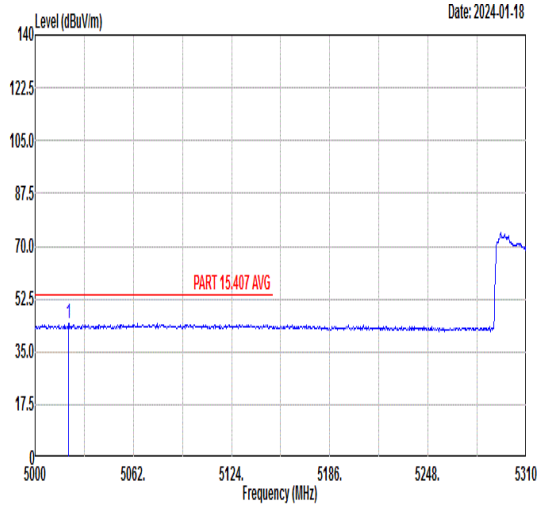 Freq Level Limit Line Margin Read Level Ant Factor Cable Loss Preamp Factor APos TPos Remark MHz dBuV/m dBuV/m dB dBuV dB/m dB dB cm deg 1 5021.08 44.43 54.00 -9.57 32.61 36.19 8.30 32.67 200 360 AVERAGE	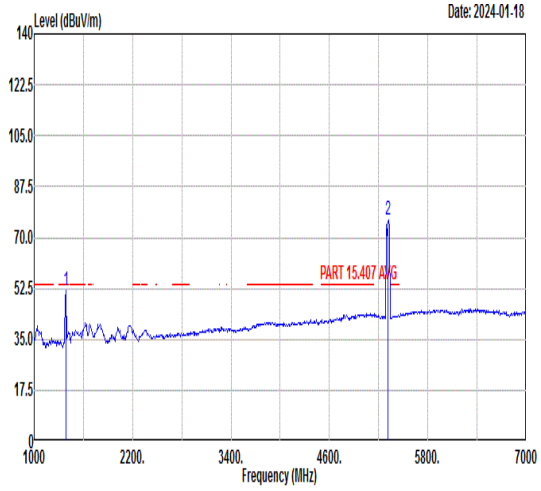 Freq Level Limit Line Margin Read Level Ant Factor Cable Loss Preamp Factor APos TPos Remark MHz dBuV/m dBuV/m dB dBuV dB/m dB dB cm deg 1 1386.00 51.59 54.00 -2.41 52.53 29.42 4.13 34.49 200 360 AVERAGE 2 5310.00 75.96 ------ ------ 62.96 36.00 9.24 32.24 200 360 AVERAGE

Mode	49	
	Band Edge - R	
	U-NII-2A_5.25-5.35_802.11ax HE40_CH62_Full_5310MHz	
ANT	CDD 0+1	
Pol.	Horizontal	Fundamental
Peak	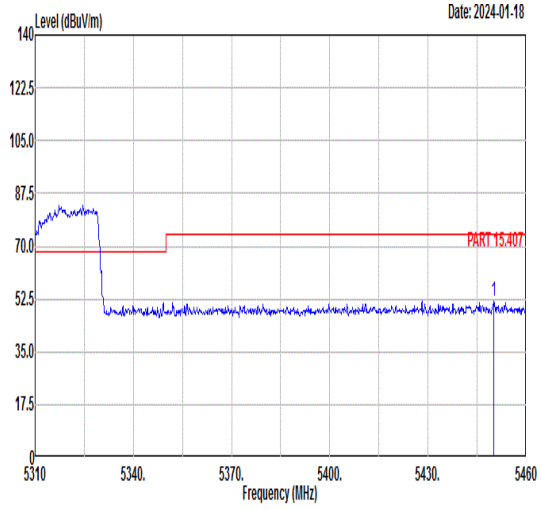 Freq Level Limit Line Margin Read Level Ant Factor Cable Loss Preamp Factor APos TPos Remark MHz dBuV/m dBuV/m dB dBuV dB/m dB dB cm deg 1 5450.10 51.62 74.00 -22.38 38.08 35.93 9.68 32.07 200 360 PEAK	Blank
Avg	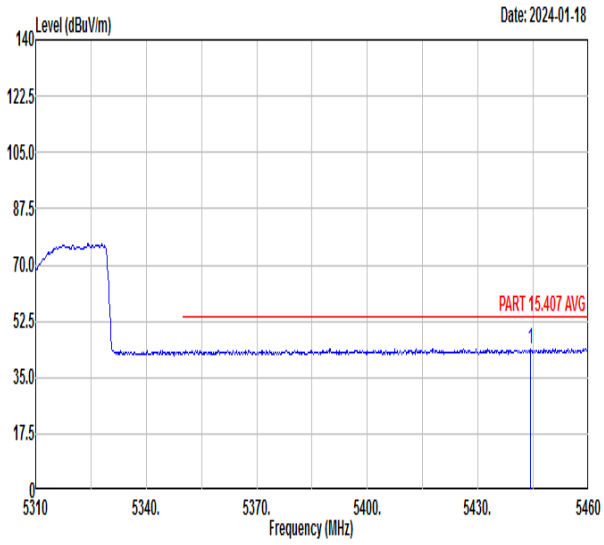 Freq Level Limit Line Margin Read Level Ant Factor Cable Loss Preamp Factor APos TPos Remark MHz dBuV/m dBuV/m dB dBuV dB/m dB dB cm deg 1 5444.25 44.10 54.00 -9.90 30.57 35.93 9.68 32.08 200 360 AVERAGE	Blank

Mode	49
	Band Edge - L
	U-NII-2A_5.25-5.35_802.11ax HE40_CH62_Full_5310MHz
ANT	CDD 0+1

Pol.	Vertical	Fundamental
Peak	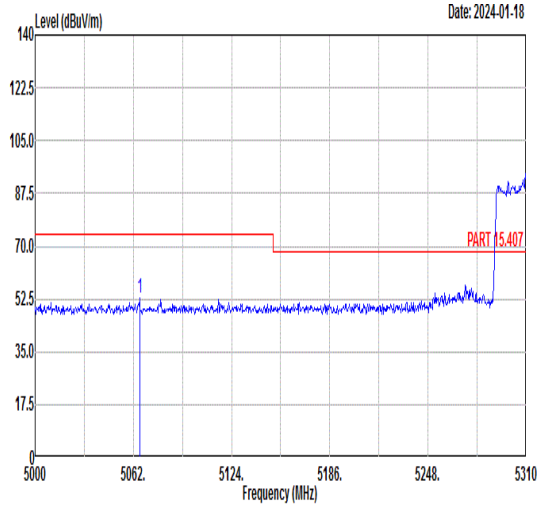 Freq Level Limit Line Margin Read Level Ant Factor Cable Loss Preamp Factor APos TPos Remark MHz dBuV/m dBuV/m dB dBuV dB/m dB dB cm deg 1 5066.03 52.96 74.00 -21.04 41.03 36.16 8.38 32.61 267 265 PEAK	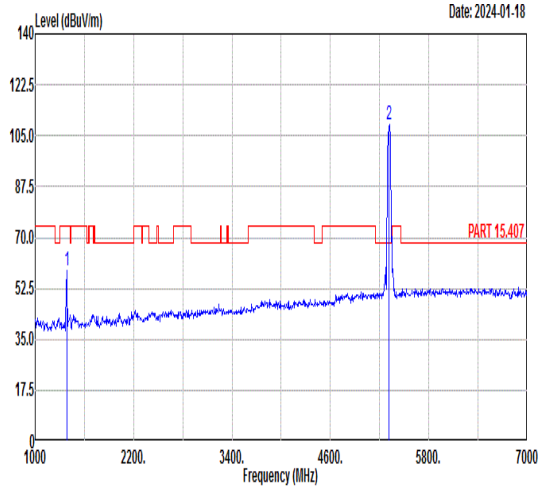 Freq Level Limit Line Margin Read Level Ant Factor Cable Loss Preamp Factor APos TPos Remark MHz dBuV/m dBuV/m dB dBuV dB/m dB dB cm deg 1 1386.00 58.77 74.00 -15.23 59.71 29.42 4.13 34.49 267 265 PEAK 2 5310.00 108.89 ------ ------ 95.92 36.01 9.21 32.25 267 265 PEAK
Avg	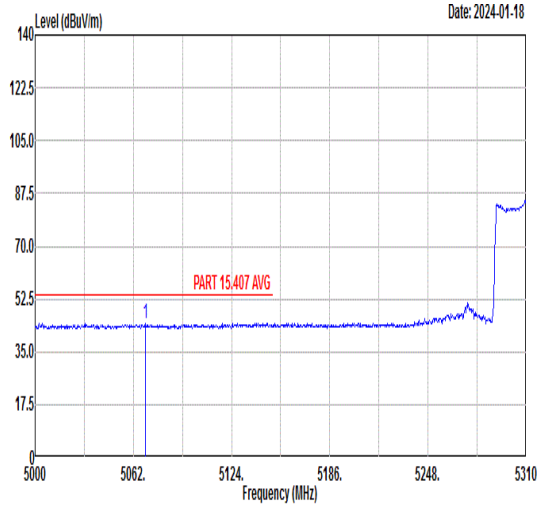 Freq Level Limit Line Margin Read Level Ant Factor Cable Loss Preamp Factor APos TPos Remark MHz dBuV/m dBuV/m dB dBuV dB/m dB dB cm deg 1 5069.44 44.38 54.00 -9.62 32.43 36.16 8.39 32.60 267 265 AVERAGE	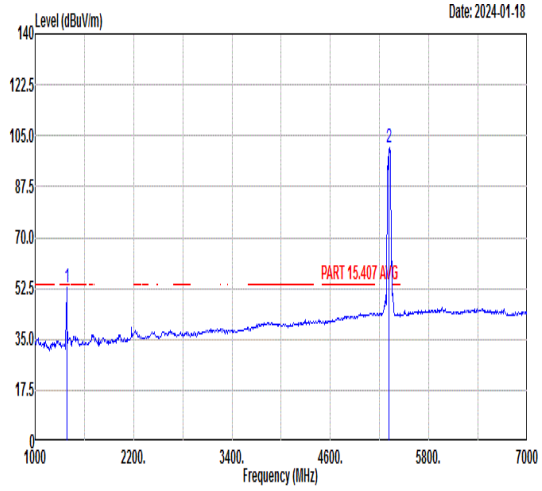 Freq Level Limit Line Margin Read Level Ant Factor Cable Loss Preamp Factor APos TPos Remark MHz dBuV/m dBuV/m dB dBuV dB/m dB dB cm deg 1 1386.00 52.65 54.00 -1.35 53.59 29.42 4.13 34.49 267 265 AVERAGE 2 5310.00 100.78 ------ ------ 87.78 36.00 9.24 32.24 267 265 AVERAGE

Mode	49	
	Band Edge - R	
	U-NII-2A_5.25-5.35_802.11ax HE40_CH62_Full_5310MHz	
ANT	CDD 0+1	
Pol.	Vertical	Fundamental
Peak	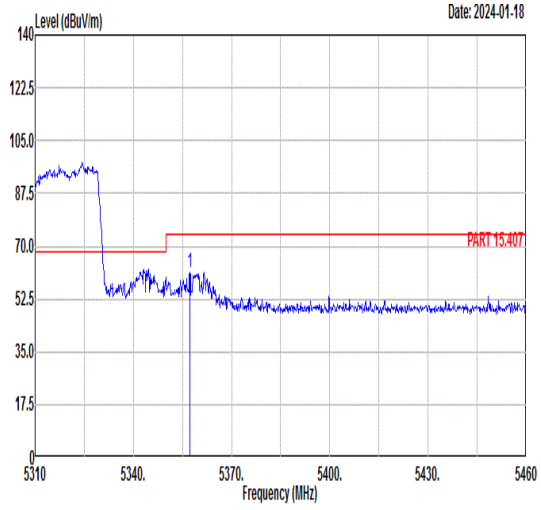 Freq Level Limit Line Margin Read Level Ant Factor Cable Loss Preamp Factor APos TPos Remark MHz dBuV/m dBuV/m dB dBuV dB/m dB dB cm deg 1 5357.25 61.32 74.00 -12.68 48.13 35.99 9.40 32.20 267 265 PEAK	Blank
Avg	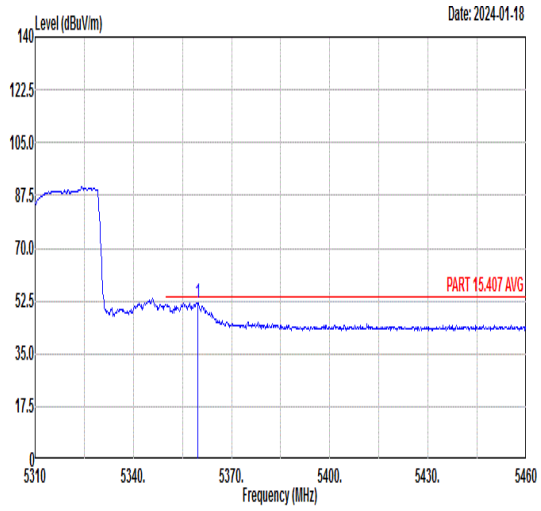 Freq Level Limit Line Margin Read Level Ant Factor Cable Loss Preamp Factor APos TPos Remark MHz dBuV/m dBuV/m dB dBuV dB/m dB dB cm deg 1 5359.65 51.89 54.00 -2.11 38.70 35.98 9.41 32.20 267 265 AVERAGE	Blank

Mode	49	
	Harmonic	
	U-NII-2A_5.25-5.35_802.11ax HE40_CH62_Full_5310MHz	
ANT	CDD 0+1	
Pol.	Horizontal	Vertical
Peak Avg	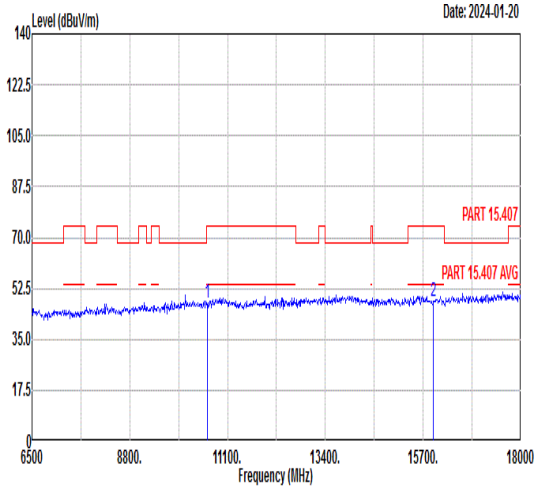 Freq Level Limit Line Margin Read Level Ant Factor Cable Loss Preamp Factor APos TPos Remark MHz dBuV/m dBuV/m dB dBuV dB/m dB dB cm deg 1 10620.00 47.52 74.00 -26.48 59.98 38.85 12.25 63.56 --- --- Peak 2 15930.00 47.85 74.00 -26.15 56.17 41.04 14.76 64.12 --- --- Peak	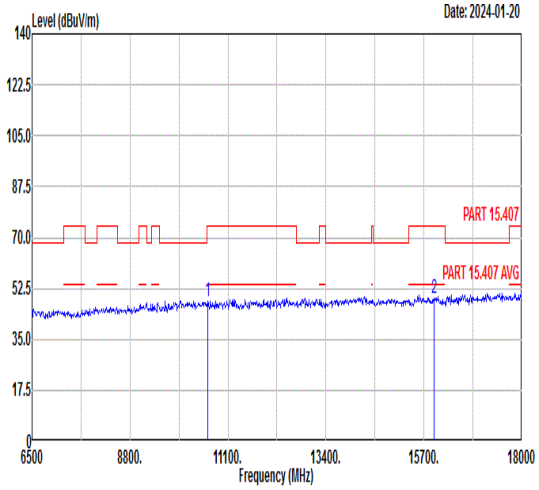 Freq Level Limit Line Margin Read Level Ant Factor Cable Loss Preamp Factor APos TPos Remark MHz dBuV/m dBuV/m dB dBuV dB/m dB dB cm deg 1 10620.00 47.87 74.00 -26.13 60.33 38.85 12.25 63.56 --- --- Peak 2 15930.00 49.27 74.00 -24.73 57.59 41.04 14.76 64.12 --- --- Peak

Mode	50
	Band Edge - L
	U-NII-2C_5.47-5.725_802.11ax HE40_CH102_Full_5510MHz
ANT	CDD 0+1

Pol.	Horizontal	Fundamental
Peak	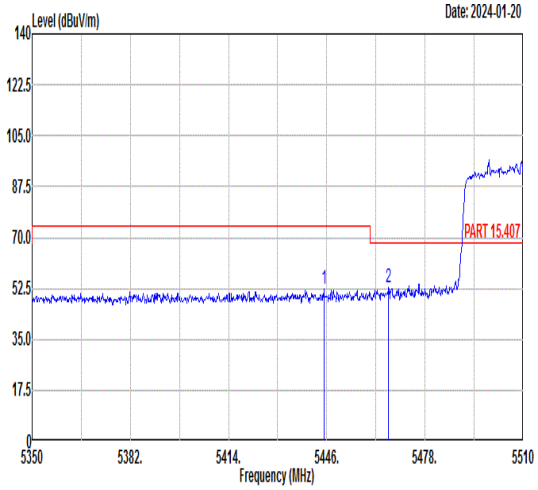 Freq Level Limit Line Margin Read Level Ant Factor Cable Loss Preamp Factor APos TPos Remark MHz dBuV/m dBuV/m dB dBuV dB/m dB dB cm deg 1 5445.04 52.30 74.00 -21.70 38.77 35.93 9.68 32.08 200 138 PEAK 2 5466.16 52.74 68.30 -15.56 39.18 35.92 9.69 32.05 200 138 PEAK	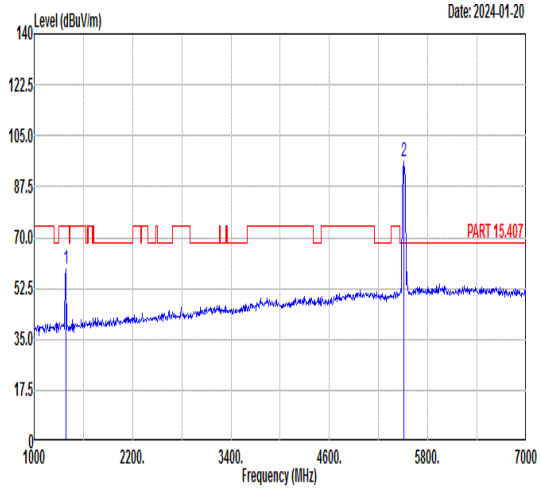 Freq Level Limit Line Margin Read Level Ant Factor Cable Loss Preamp Factor APos TPos Remark MHz dBuV/m dBuV/m dB dBuV dB/m dB dB cm deg 1 1386.00 58.94 74.00 -15.06 59.88 29.42 4.13 34.49 200 138 PEAK 2 5510.00 96.02 ------ ------ 82.40 35.92 9.71 32.01 200 138 PEAK
Avg	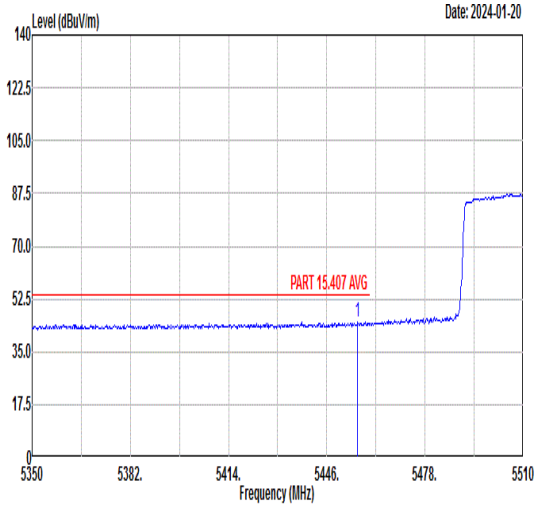 Freq Level Limit Line Margin Read Level Ant Factor Cable Loss Preamp Factor APos TPos Remark MHz dBuV/m dBuV/m dB dBuV dB/m dB dB cm deg 1 5456.08 45.04 54.00 -8.96 31.48 35.93 9.69 32.06 200 138 AVERAGE	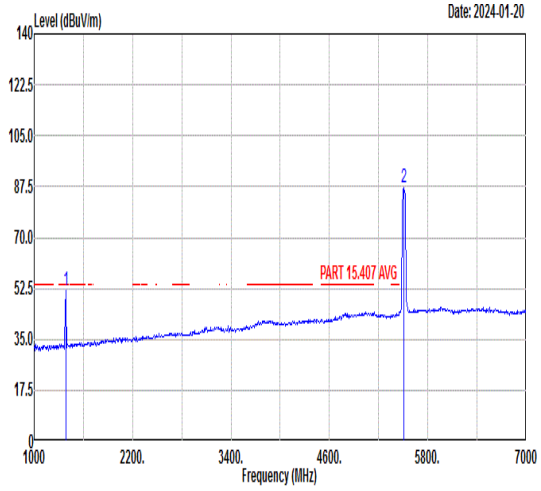 Freq Level Limit Line Margin Read Level Ant Factor Cable Loss Preamp Factor APos TPos Remark MHz dBuV/m dBuV/m dB dBuV dB/m dB dB cm deg 1 1386.00 51.89 54.00 -2.11 52.83 29.42 4.13 34.49 200 138 AVERAGE 2 5510.00 87.08 ------ ------ 73.47 35.91 9.71 32.01 200 138 AVERAGE

Mode	50	
	Band Edge - R	
	U-NII-2C_5.47-5.725_802.11ax HE40_CH102_Full_5510MHz	
ANT	CDD 0+1	
Pol.	Horizontal	Fundamental
Peak	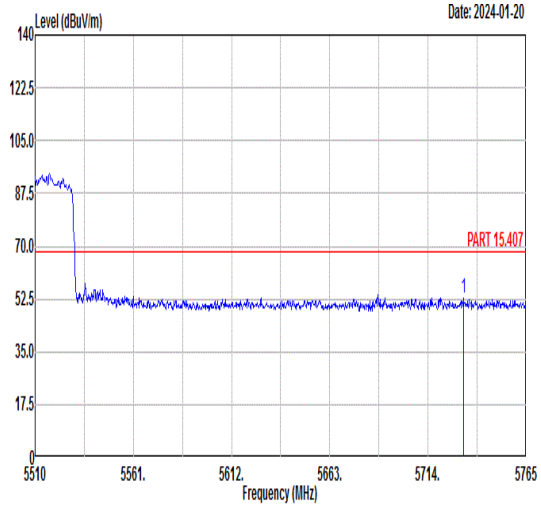 Freq Level Limit Line Margin Read Level Ant Factor Cable Loss Preamp Factor APos TPos Remark MHz dBuV/m dBuV/m dB dBuV dB/m dB dB cm deg 1 5732.36 52.60 68.30 -15.70 38.57 36.23 10.03 32.23 200 138 PEAK	Blank

Mode	50
	Band Edge - L
	U-NII-2C_5.47-5.725_802.11ax HE40_CH102_Full_5510MHz
ANT	CDD 0+1

Pol.	Vertical	Fundamental
Peak	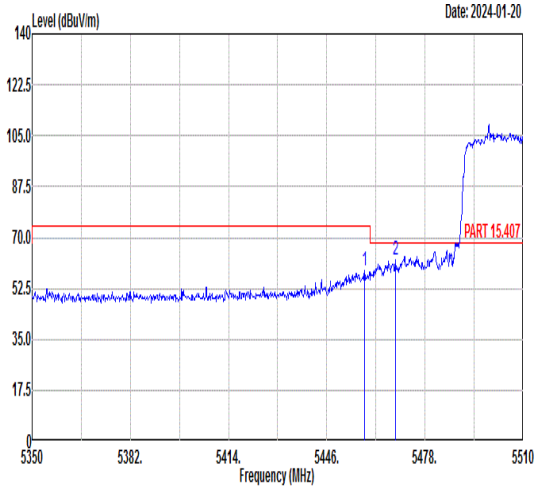 Freq Level Limit Line Margin Read Level Ant Factor Cable Loss Preamp Factor APos TPos Remark MHz dBuV/m dBuV/m dB dBuV dB/m dB dB cm deg 1 5458.32 58.67 74.00 -15.33 45.11 35.93 9.69 32.06 200 274 PEAK 2 5468.40 62.59 68.30 -5.71 49.02 35.92 9.69 32.04 200 274 PEAK	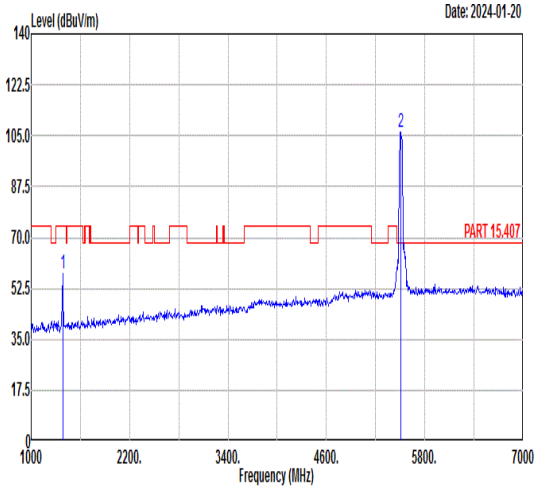 Freq Level Limit Line Margin Read Level Ant Factor Cable Loss Preamp Factor APos TPos Remark MHz dBuV/m dBuV/m dB dBuV dB/m dB dB cm deg 1 1386.00 57.41 74.00 -16.59 58.35 29.42 4.13 34.49 200 274 PEAK 2 5510.00 106.33 ------ ------ 92.72 35.91 9.71 32.01 200 274 PEAK
Avg	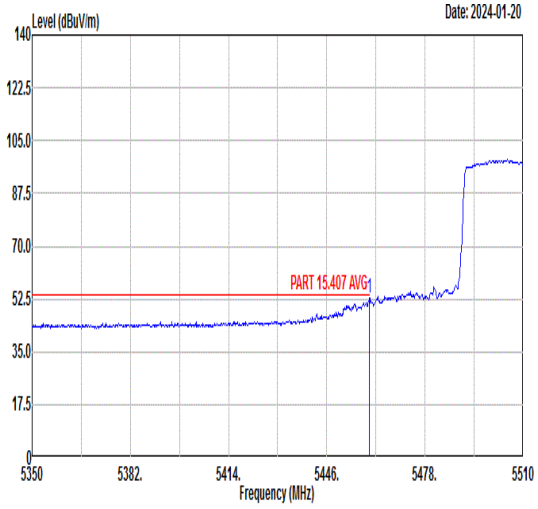 Freq Level Limit Line Margin Read Level Ant Factor Cable Loss Preamp Factor APos TPos Remark MHz dBuV/m dBuV/m dB dBuV dB/m dB dB cm deg 1 5459.92 52.80 54.00 -1.20 39.25 35.92 9.69 32.06 200 274 AVERAGE	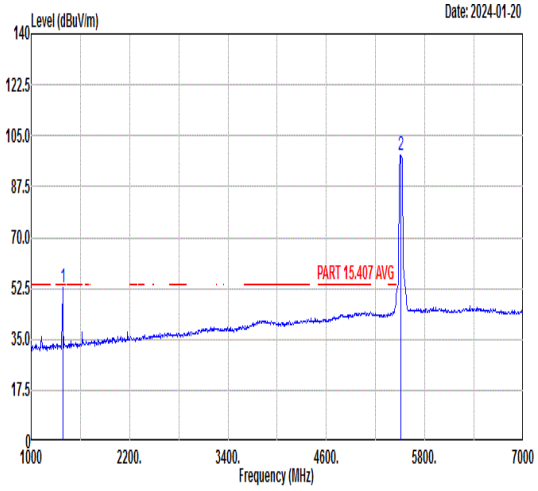 Freq Level Limit Line Margin Read Level Ant Factor Cable Loss Preamp Factor APos TPos Remark MHz dBuV/m dBuV/m dB dBuV dB/m dB dB cm deg 1 1386.00 52.60 54.00 -1.40 53.54 29.42 4.13 34.49 200 274 AVERAGE 2 5510.00 98.36 ------ ------ 84.75 35.91 9.71 32.01 200 274 AVERAGE

Mode	50	
	Band Edge - R	
	U-NII-2C_5.47-5.725_802.11ax HE40_CH102_Full_5510MHz	
ANT	CDD 0+1	
Pol.	Vertical	Fundamental
Peak	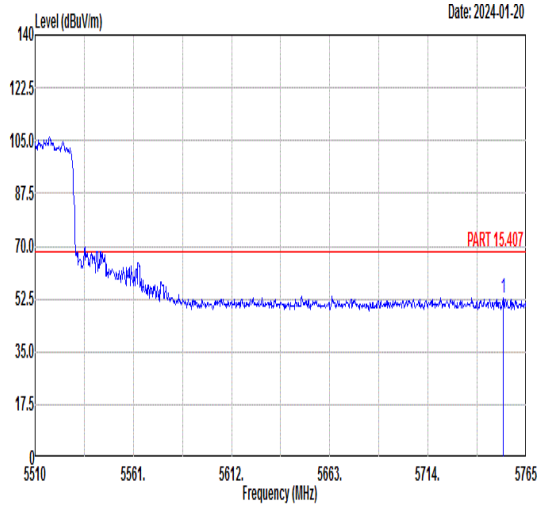 Freq Level Limit Line Margin Read Level Ant Factor Cable Loss Preamp Factor APos TPos Remark MHz dBuV/m dBuV/m dB dBuV dB/m dB dB cm deg 1 5753.02 52.79 68.30 -15.51 38.71 36.25 10.08 32.25 200 274 PEAK	Blank

Mode	50	
	Harmonic	
	U-NII-2C_5.47-5.725_802.11ax HE40_CH102_Full_5510MHz	
ANT	CDD 0+1	
Pol.	Horizontal	Vertical
Peak Avg	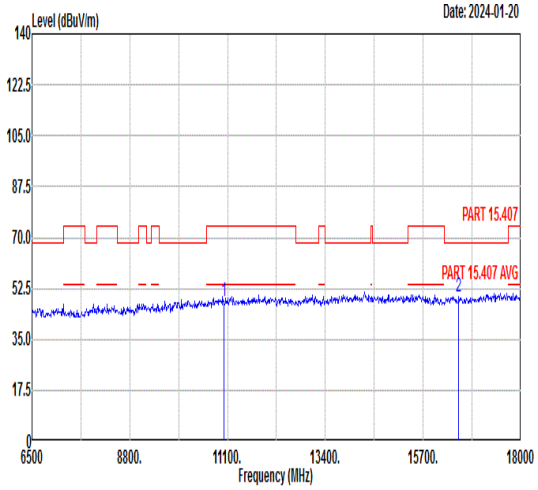 Freq Level Limit Line Margin Read Level Ant Factor Cable Loss Preamp Factor APos TPos Remark MHz dBuV/m dBuV/m dB dBuV dB/m dB dB cm deg 1 11020.00 47.88 74.00 -26.12 59.75 39.01 12.54 63.42 --- --- Peak 2 16530.00 49.40 68.30 -18.90 57.54 41.36 15.19 64.69 --- --- Peak	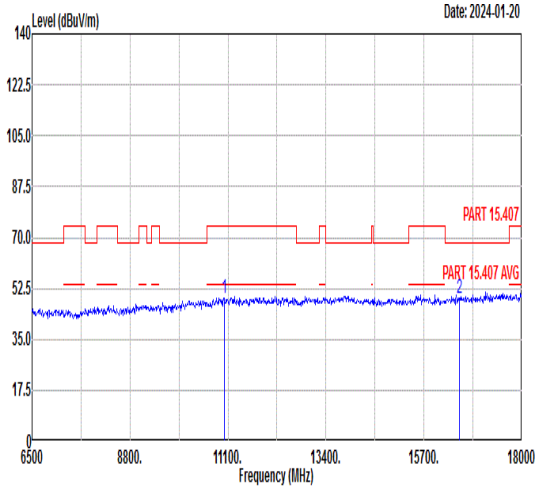 Freq Level Limit Line Margin Read Level Ant Factor Cable Loss Preamp Factor APos TPos Remark MHz dBuV/m dBuV/m dB dBuV dB/m dB dB cm deg 1 11020.00 49.31 74.00 -24.69 61.18 39.01 12.54 63.42 --- --- Peak 2 16530.00 48.98 68.30 -19.32 57.12 41.36 15.19 64.69 --- --- Peak

Mode	51	
	Harmonic	
	U-NII-2C_5.47-5.725_802.11ax HE40_CH110_Full_5550MHz	
ANT	CDD 0+1	
Pol.	Horizontal	Vertical
Peak Avg	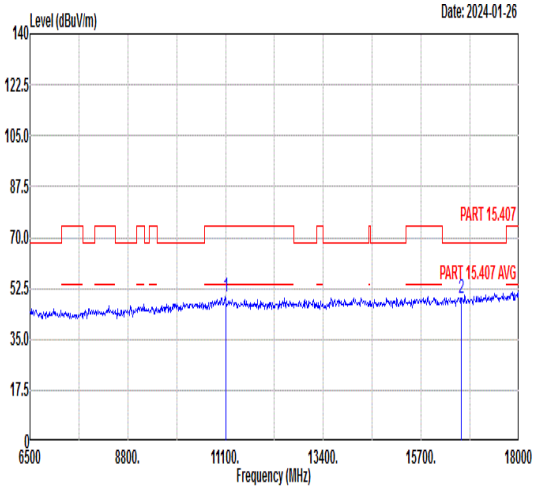 Freq Level Limit Line Margin Read Level Ant Factor Cable Loss Preamp Factor APos TPos Remark MHz dBuV/m dBuV/m dB dBuV dB/m dB dB cm deg 1 11100.00 49.69 74.00 -24.31 61.48 39.04 12.59 63.42 --- --- Peak 2 16650.00 49.36 68.30 -18.94 57.48 41.42 15.28 64.82 --- --- Peak	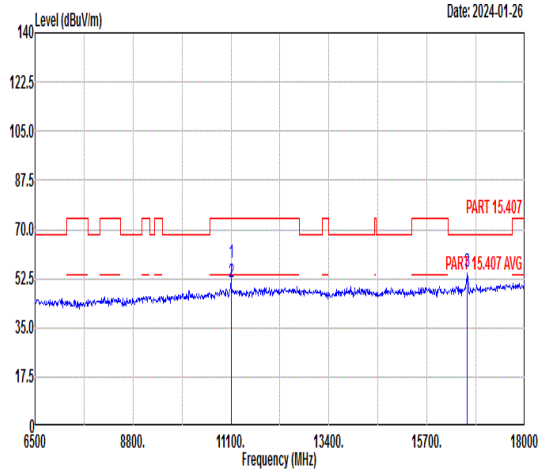 Freq Level Limit Line Margin Read Level Ant Factor Cable Loss Preamp Factor APos TPos Remark MHz dBuV/m dBuV/m dB dBuV dB/m dB dB cm deg 1 11100.00 58.31 74.00 -15.69 70.10 39.04 12.59 63.42 295 235 Peak 2 11100.00 51.46 54.00 -2.54 63.25 39.04 12.59 63.42 295 235 Average 3 16650.00 54.68 68.30 -13.62 62.80 41.42 15.28 64.82 287 349 Peak

Mode	52	
	Band Edge - L	
	U-NII-2C_5.47-5.725_802.11ax HE40_CH134_Full_5670MHz	
ANT	CDD 0+1	
Pol.	Horizontal	Fundamental
Peak	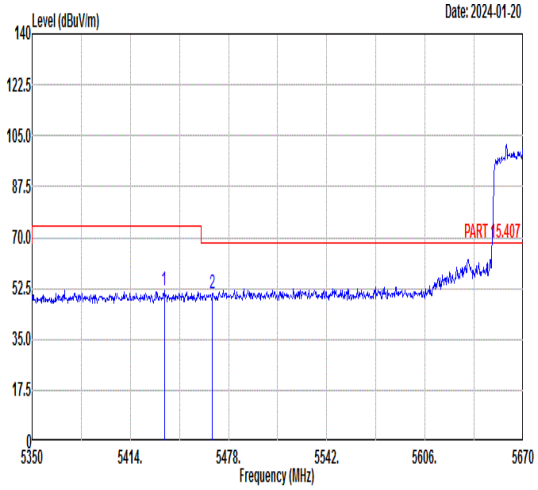 Freq Level Limit Line Margin Read Level Ant Factor Cable Loss Preamp Factor APos TPos Remark MHz dBuV/m dBuV/m dB dBuV dB/m dB dB cm deg 1 5436.08 51.62 74.00 -22.38 38.10 35.94 9.67 32.09 115 112 PEAK 2 5467.44 50.66 68.30 -17.64 37.10 35.92 9.69 32.05 115 112 PEAK	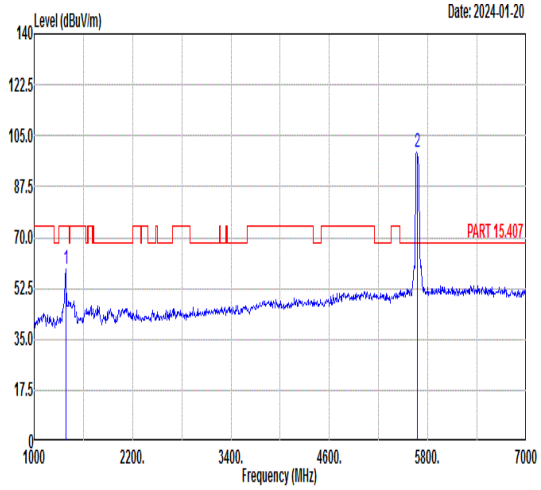 Freq Level Limit Line Margin Read Level Ant Factor Cable Loss Preamp Factor APos TPos Remark MHz dBuV/m dBuV/m dB dBuV dB/m dB dB cm deg 1 1386.00 59.37 74.00 -14.63 60.31 29.42 4.13 34.49 115 112 PEAK 2 5670.00 99.17 ------ ------ 85.31 36.13 9.89 32.16 115 112 PEAK
Avg	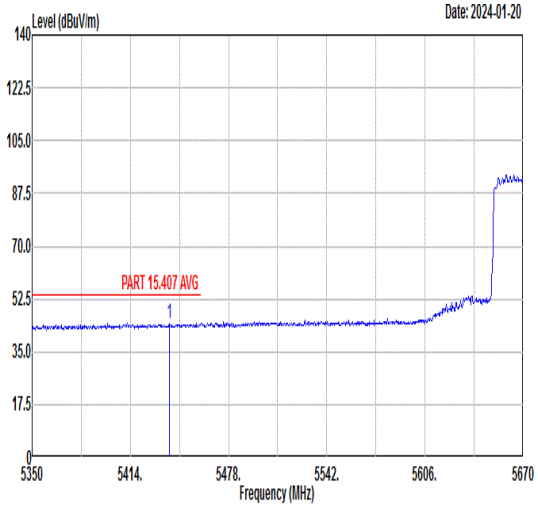 Freq Level Limit Line Margin Read Level Ant Factor Cable Loss Preamp Factor APos TPos Remark MHz dBuV/m dBuV/m dB dBuV dB/m dB dB cm deg 1 5439.28 44.44 54.00 -9.56 30.91 35.94 9.68 32.09 115 112 AVERAGE	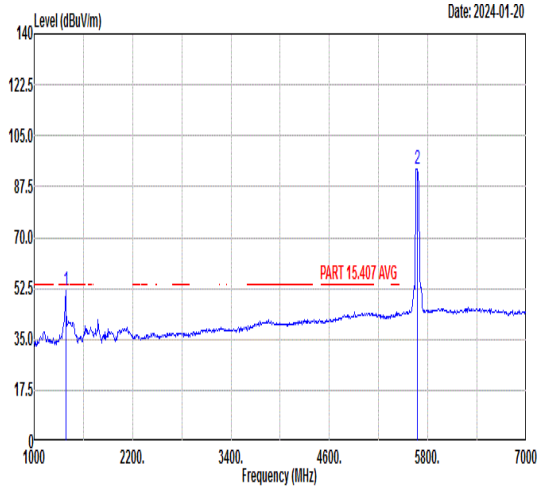 Freq Level Limit Line Margin Read Level Ant Factor Cable Loss Preamp Factor APos TPos Remark MHz dBuV/m dBuV/m dB dBuV dB/m dB dB cm deg 1 1386.00 52.01 54.00 -1.99 52.95 29.42 4.13 34.49 115 112 AVERAGE 2 5670.00 93.49 ------ ------ 79.61 36.14 9.91 32.17 115 112 AVERAGE

Mode	52	
	Band Edge - R	
	U-NII-2C_5.47-5.725_802.11ax HE40_CH134_Full_5670MHz	
ANT	CDD 0+1	
Pol.	Horizontal	Fundamental
Peak	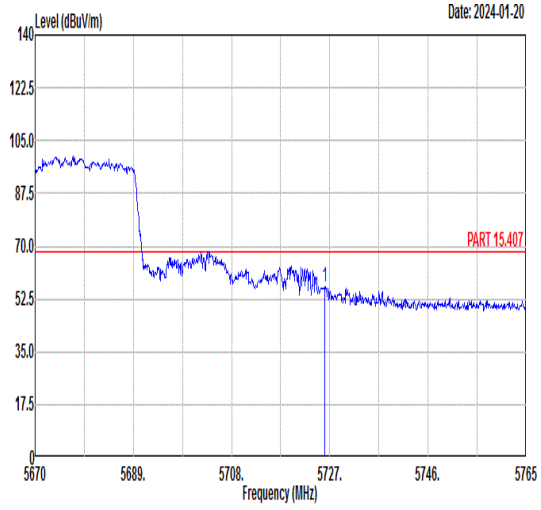 Freq Level Limit Line Margin Read Level Ant Factor Cable Loss Preamp Factor APos TPos Remark MHz dBuV/m dBuV/m dB dBuV dB/m dB dB cm deg 1 5726.05 56.39 68.30 -11.91 42.38 36.22 10.02 32.23 115 112 PEAK	Blank

Mode	52	
	Band Edge - L	
	U-NII-2C_5.47-5.725_802.11ax HE40_CH134_Full_5670MHz	
ANT	CDD 0+1	
Pol.	Vertical	Fundamental
Peak	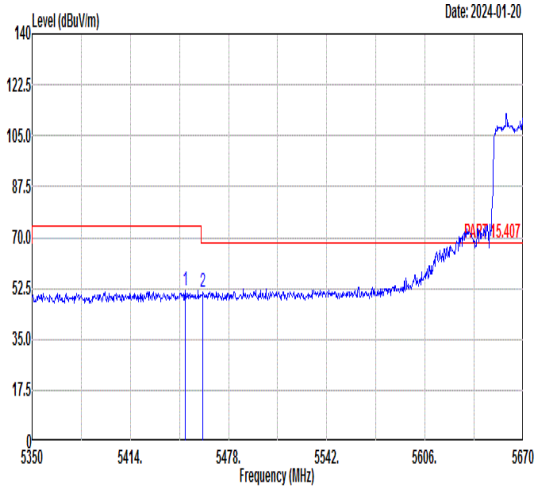 Freq Level Limit Line Margin Read Level Ant Factor Cable Loss Preamp Factor APos TPos Remark MHz dBuV/m dBuV/m dB dBuV dB/m dB dB cm deg 1 5449.84 51.71 74.00 -22.29 38.17 35.93 9.68 32.07 291 284 PEAK 2 5461.36 51.26 68.30 -17.04 37.70 35.92 9.69 32.05 291 284 PEAK	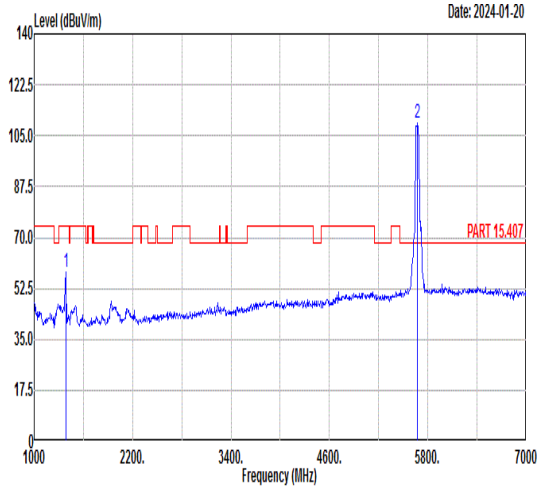 Freq Level Limit Line Margin Read Level Ant Factor Cable Loss Preamp Factor APos TPos Remark MHz dBuV/m dBuV/m dB dBuV dB/m dB dB cm deg 1 1386.00 58.35 74.00 -15.65 59.29 29.42 4.13 34.49 291 284 PEAK 2 5670.00 109.33 ------ ------ 95.45 36.14 9.91 32.17 291 284 PEAK
Avg	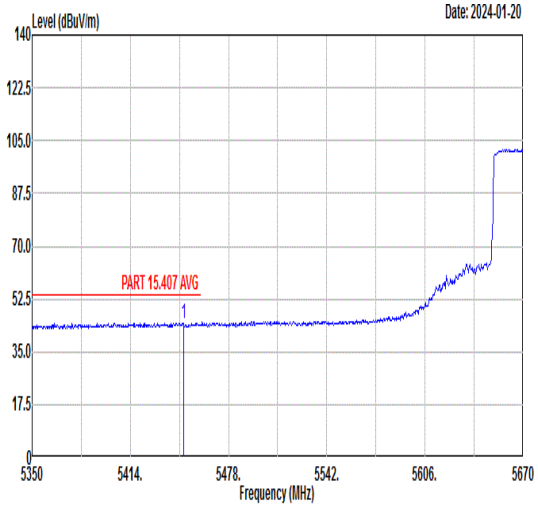 Freq Level Limit Line Margin Read Level Ant Factor Cable Loss Preamp Factor APos TPos Remark MHz dBuV/m dBuV/m dB dBuV dB/m dB dB cm deg 1 5448.56 44.58 54.00 -9.42 31.04 35.93 9.68 32.07 291 284 AVERAGE	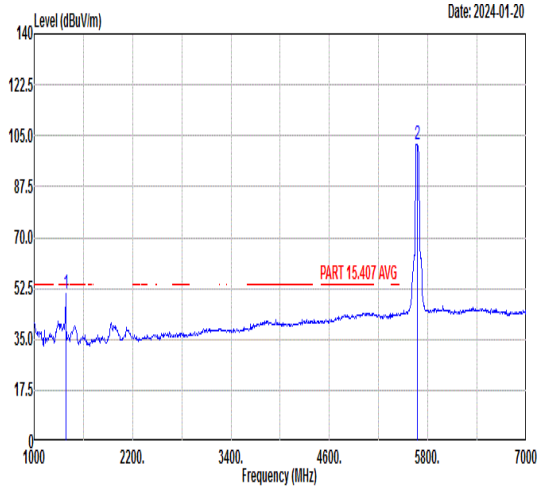 Freq Level Limit Line Margin Read Level Ant Factor Cable Loss Preamp Factor APos TPos Remark MHz dBuV/m dBuV/m dB dBuV dB/m dB dB cm deg 1 1386.00 50.56 54.00 -3.44 51.50 29.42 4.13 34.49 291 284 AVERAGE 2 5670.00 102.21 ------ ------ 88.33 36.14 9.91 32.17 291 284 AVERAGE

Mode	52	
	Band Edge - R	
	U-NII-2C_5.47-5.725_802.11ax HE40_CH134_Full_5670MHz	
ANT	CDD 0+1	
Pol.	Vertical	Fundamental
Peak	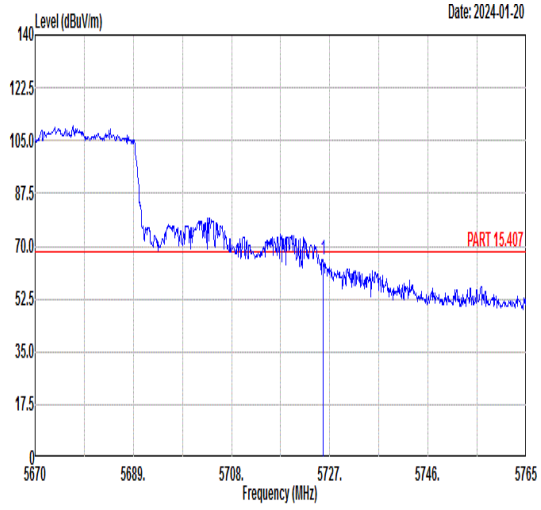 Freq Level Limit Line Margin Read Level Ant Factor Cable Loss Preamp Factor APos TPos Remark MHz dBuV/m dBuV/m dB dBuV dB/m dB dB cm deg 1 5725.77 65.56 68.30 -2.74 51.55 36.22 10.02 32.23 291 284 PEAK	Blank

Mode	52	
	Harmonic	
	U-NII-2C_5.47-5.725_802.11ax HE40_CH134_Full_5670MHz	
ANT	CDD 0+1	
Pol.	Horizontal	Vertical
Peak Avg	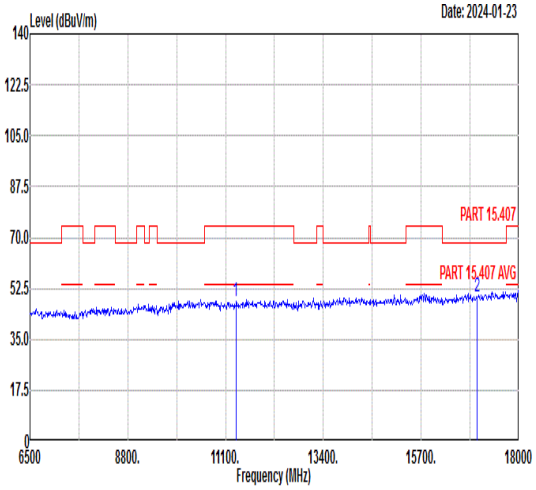 Freq Level Limit Line Margin Read Level Ant Factor Cable Loss Preamp Factor APos TPos Remark MHz dBuV/m dBuV/m dB dBuV dB/m dB dB cm deg 1 11340.00 47.87 74.00 -26.13 59.40 39.14 12.77 63.44 --- --- Peak 2 17010.00 49.60 68.30 -18.70 57.63 41.61 15.55 65.19 --- --- Peak	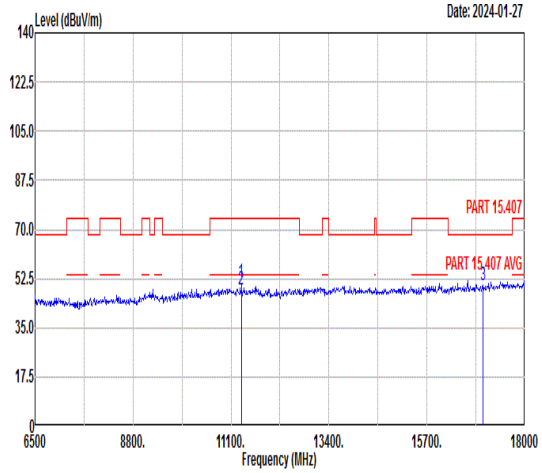 Freq Level Limit Line Margin Read Level Ant Factor Cable Loss Preamp Factor APos TPos Remark MHz dBuV/m dBuV/m dB dBuV dB/m dB dB cm deg 1 11340.00 51.04 74.00 -22.96 62.57 39.14 12.77 63.44 254 45 Peak 2 11340.00 48.42 54.00 -5.58 59.95 39.14 12.77 63.44 254 45 Average 3 17010.00 50.17 68.30 -18.13 58.20 41.61 15.55 65.19 --- --- Peak

Mode	53
	Band Edge - L
	U-NII-1_5.15-5.25_802.11ax HE80_CH42_Full_5210MHz
ANT	CDD 0+1

Pol.	Horizontal	Fundamental
Peak	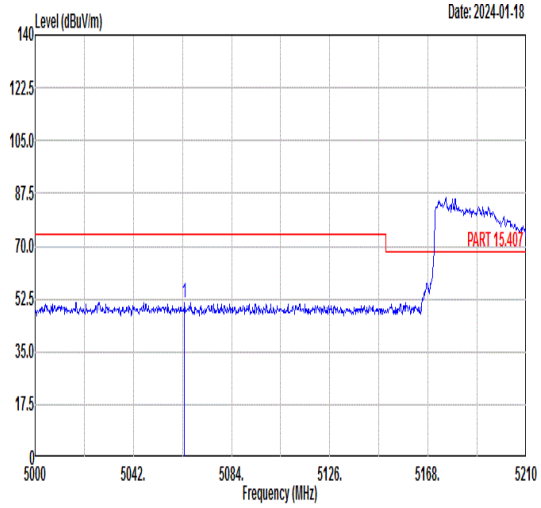 Freq Level Limit Line Margin Read Level Ant Factor Cable Loss Preamp Factor APos TPos Remark MHz dBuV/m dBuV/m dB dBuV dB/m dB dB cm deg 1 5063.84 51.23 74.00 -22.77 39.30 36.16 8.38 32.61 397 201 PEAK	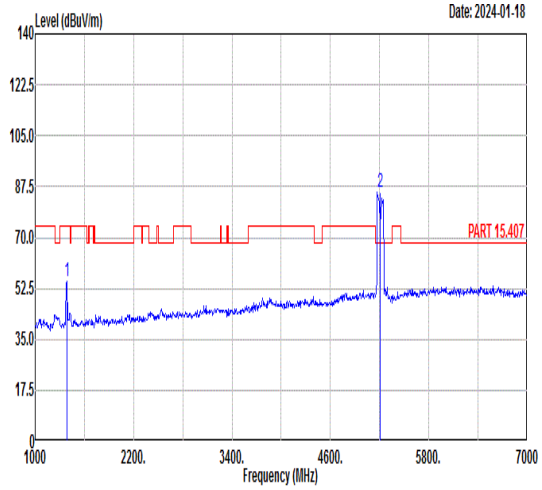 Freq Level Limit Line Margin Read Level Ant Factor Cable Loss Preamp Factor APos TPos Remark MHz dBuV/m dBuV/m dB dBuV dB/m dB dB cm deg 1 1386.00 54.89 74.00 -19.11 55.83 29.42 4.13 34.49 397 201 PEAK 2 5210.00 85.36 ------ ------ 73.15 36.10 8.57 32.46 397 201 PEAK
Avg	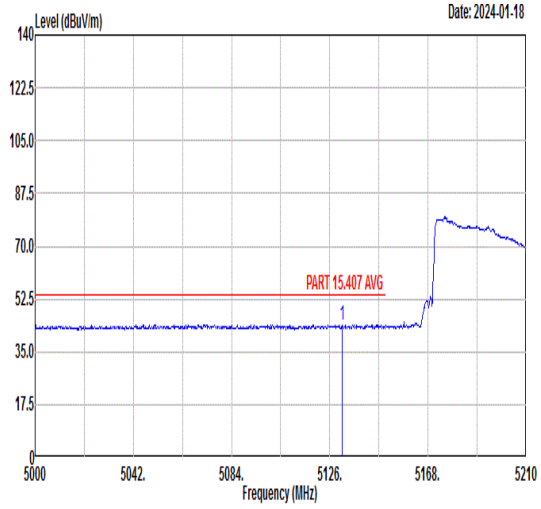 Freq Level Limit Line Margin Read Level Ant Factor Cable Loss Preamp Factor APos TPos Remark MHz dBuV/m dBuV/m dB dBuV dB/m dB dB cm deg 1 5131.46 44.11 54.00 -9.89 32.01 36.12 8.50 32.52 397 201 AVERAGE	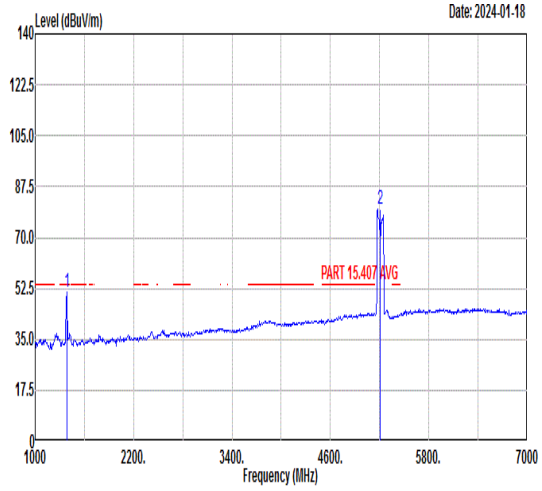 Freq Level Limit Line Margin Read Level Ant Factor Cable Loss Preamp Factor APos TPos Remark MHz dBuV/m dBuV/m dB dBuV dB/m dB dB cm deg 1 1386.00 51.21 54.00 -2.79 52.15 29.42 4.13 34.49 397 201 AVERAGE 2 5210.00 79.60 ------ ------ 67.38 36.09 8.58 32.45 397 201 AVERAGE

Mode	53	
	Band Edge - R	
	U-NII-1_5.15-5.25_802.11ax HE80_CH42_Full_5210MHz	
ANT	CDD 0+1	
Pol.	Horizontal	Fundamental
Peak	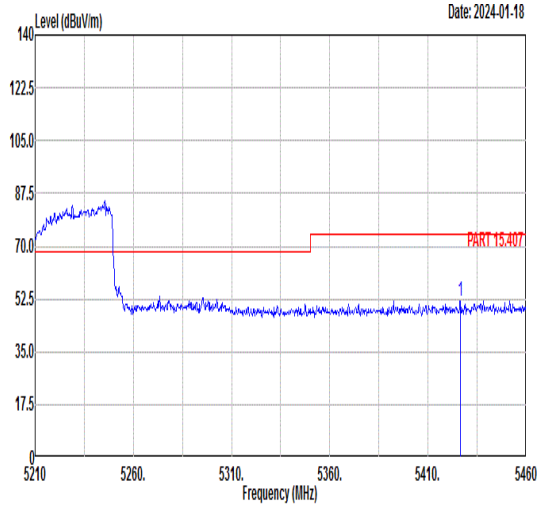 Freq Level Limit Line Margin Read Level Ant Factor Cable Loss Preamp Factor APos TPos Remark MHz dBuV/m dBuV/m dB dBuV dB/m dB dB cm deg 1 5426.50 51.60 74.00 -22.40 38.09 35.94 9.67 32.10 397 201 PEAK	Blank
Avg	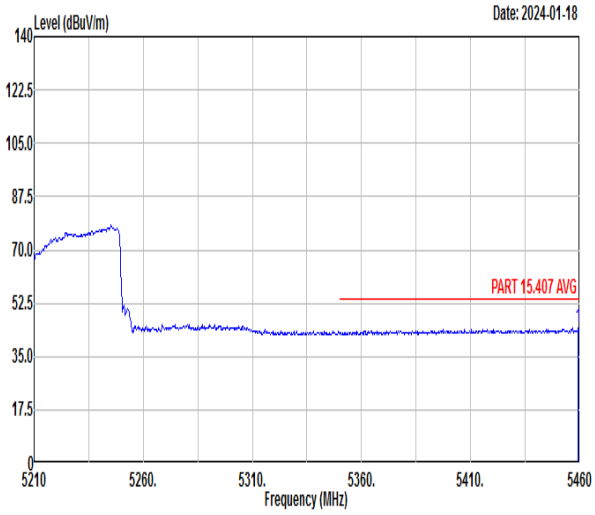 Freq Level Limit Line Margin Read Level Ant Factor Cable Loss Preamp Factor APos TPos Remark MHz dBuV/m dBuV/m dB dBuV dB/m dB dB cm deg 1 5459.25 44.35 54.00 -9.65 30.80 35.92 9.69 32.06 397 201 AVERAGE	Blank

Mode	53
	Band Edge - L
	U-NII-1_5.15-5.25_802.11ax HE80_CH42_Full_5210MHz
ANT	CDD 0+1

Pol.	Vertical	Fundamental
Peak	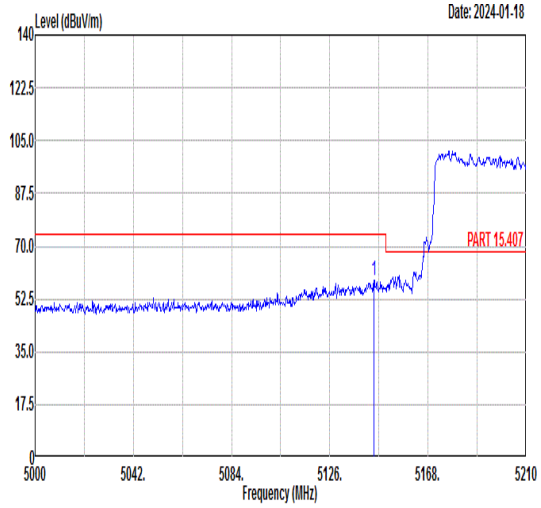 Freq Level Limit Line Margin Read Level Ant Factor Cable Loss Preamp Factor APos TPos Remark MHz dBuV/m dBuV/m dB dBuV dB/m dB dB cm deg 1 5144.90 58.52 74.00 -15.48 46.38 36.11 8.53 32.50 201 100 PEAK	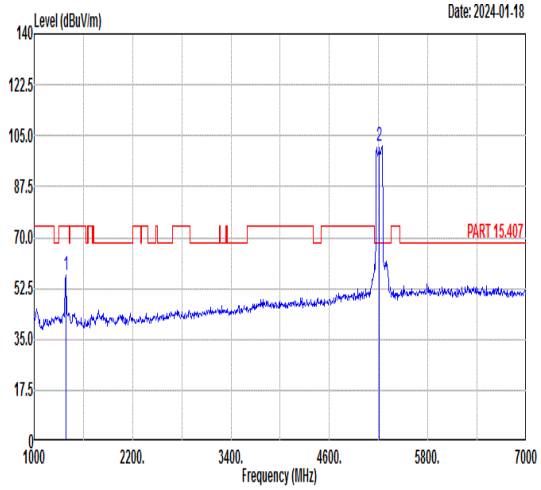 Freq Level Limit Line Margin Read Level Ant Factor Cable Loss Preamp Factor APos TPos Remark MHz dBuV/m dBuV/m dB dBuV dB/m dB dB cm deg 1 1386.00 56.92 74.00 -17.08 57.86 29.42 4.13 34.49 201 100 PEAK 2 5210.00 101.62 ------ ------ 89.08 36.05 8.84 32.35 201 100 PEAK
Avg	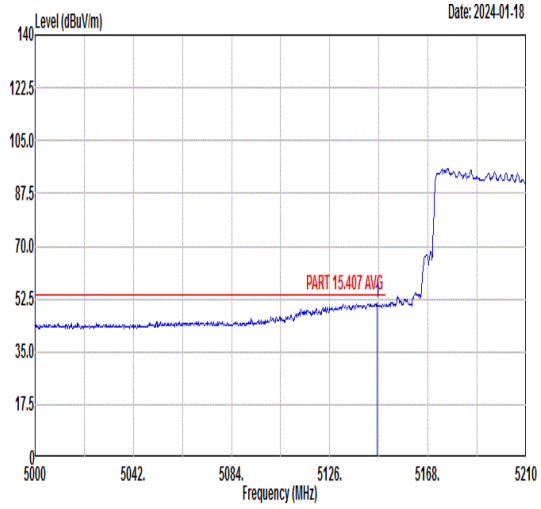 Freq Level Limit Line Margin Read Level Ant Factor Cable Loss Preamp Factor APos TPos Remark MHz dBuV/m dBuV/m dB dBuV dB/m dB dB cm deg 1 5146.16 51.03 54.00 -2.97 38.89 36.11 8.53 32.50 201 100 AVERAGE	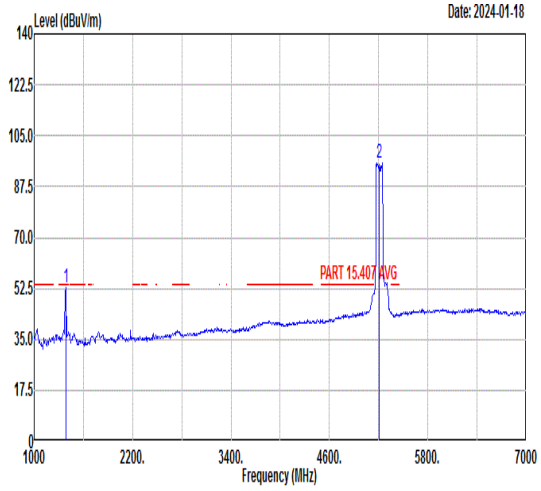 Freq Level Limit Line Margin Read Level Ant Factor Cable Loss Preamp Factor APos TPos Remark MHz dBuV/m dBuV/m dB dBuV dB/m dB dB cm deg 1 1386.00 52.85 54.00 -1.15 53.79 29.42 4.13 34.49 201 100 AVERAGE 2 5210.00 95.69 ------ ------ 83.47 36.09 8.58 32.45 201 100 AVERAGE

Mode	53	
	Band Edge - R	
	U-NII-1_5.15-5.25_802.11ax HE80_CH42_Full_5210MHz	
ANT	CDD 0+1	
Pol.	Vertical	Fundamental
Peak	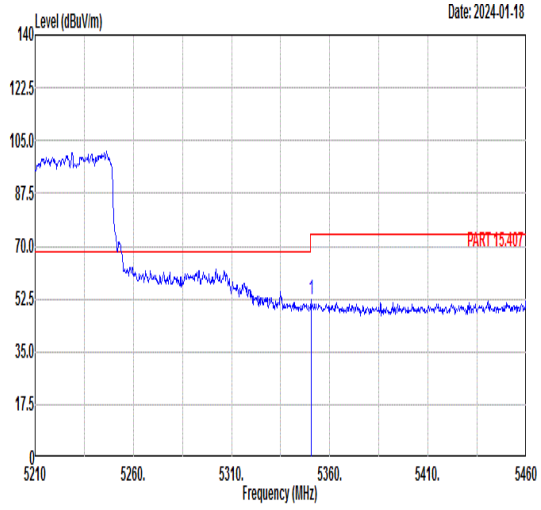 Freq Level Limit Line Margin Read Level Ant Factor Cable Loss Preamp Factor APos TPos Remark MHz dBuV/m dBuV/m dB dBuV dB/m dB dB cm deg 1 5350.50 52.06 74.00 -21.94 38.91 35.99 9.37 32.21 201 100 PEAK	Blank
Avg	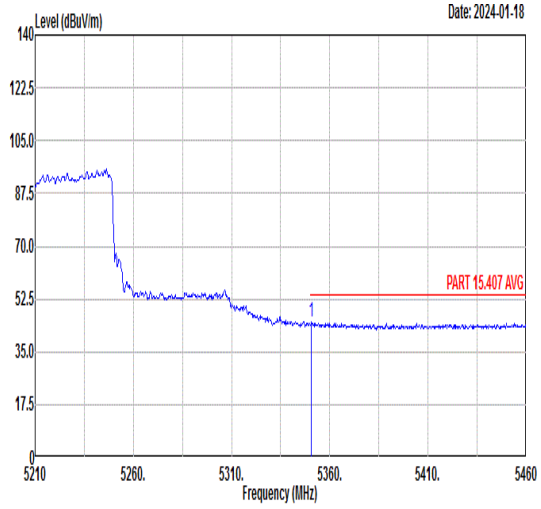 Freq Level Limit Line Margin Read Level Ant Factor Cable Loss Preamp Factor APos TPos Remark MHz dBuV/m dBuV/m dB dBuV dB/m dB dB cm deg 1 5350.75 44.84 54.00 -9.16 31.69 35.99 9.37 32.21 201 100 AVERAGE	Blank

Mode	53	
	Harmonic	
	U-NII-1_5.15-5.25_802.11ax HE80_CH42_Full_5210MHz	
ANT	CDD 0+1	
Pol.	Horizontal	Vertical
Peak Avg	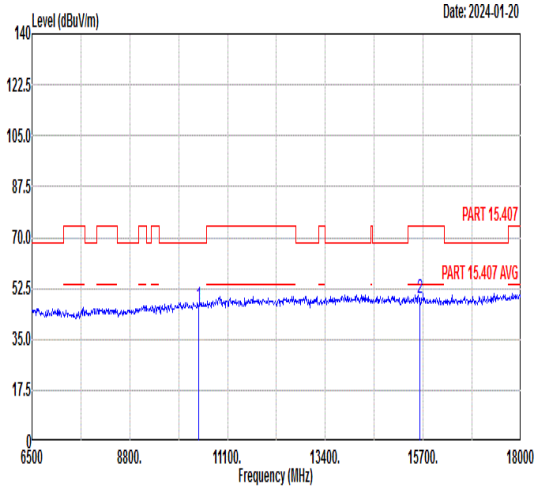 Freq Level Limit Line Margin Read Level Ant Factor Cable Loss Preamp Factor APos TPos Remark MHz dBuV/m dBuV/m dB dBuV dB/m dB dB cm deg 1 10420.00 46.72 68.30 -21.58 59.47 38.77 12.11 63.63 --- --- Peak 2 15630.00 49.34 74.00 -24.66 57.94 40.80 14.62 64.02 --- --- Peak	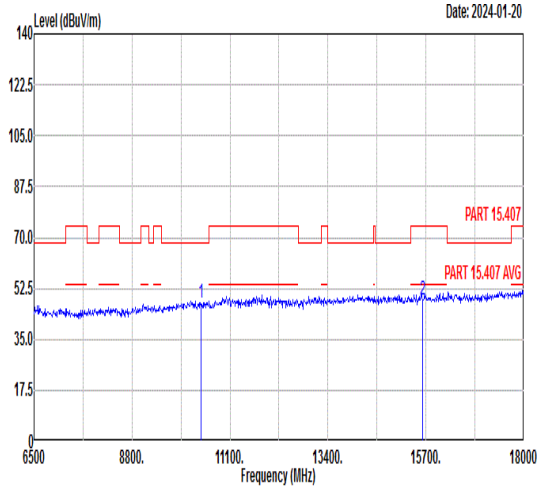 Freq Level Limit Line Margin Read Level Ant Factor Cable Loss Preamp Factor APos TPos Remark MHz dBuV/m dBuV/m dB dBuV dB/m dB dB cm deg 1 10420.00 47.76 68.30 -20.54 60.51 38.77 12.11 63.63 --- --- Peak 2 15630.00 48.80 74.00 -25.20 57.40 40.80 14.62 64.02 --- --- Peak

Mode	54
	Band Edge - L
	U-NII-2A_5.25-5.35_802.11ax HE80_CH58_Full_5290MHz
ANT	CDD 0+1

Pol.	Horizontal	Fundamental
Peak	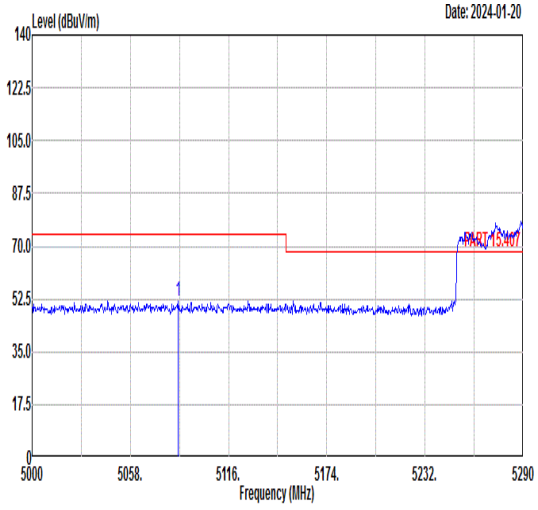 Freq Level Limit Line Margin Read Level Ant Factor Cable Loss Preamp Factor APos TPos Remark MHz dBuV/m dBuV/m dB dBuV dB/m dB dB cm deg 1 5086.42 51.92 74.00 -22.08 39.93 36.15 8.42 32.58 300 297 PEAK	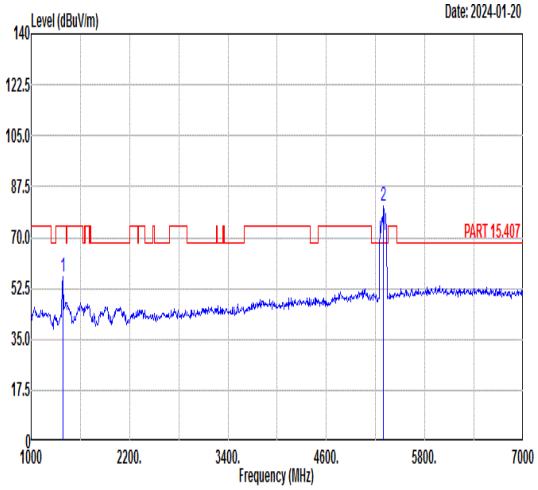 Freq Level Limit Line Margin Read Level Ant Factor Cable Loss Preamp Factor APos TPos Remark MHz dBuV/m dBuV/m dB dBuV dB/m dB dB cm deg 1 1386.00 56.36 74.00 -17.64 57.30 29.42 4.13 34.49 300 297 PEAK 2 5290.00 80.64 ------ ------ 67.82 36.02 9.09 32.29 300 297 PEAK
Avg	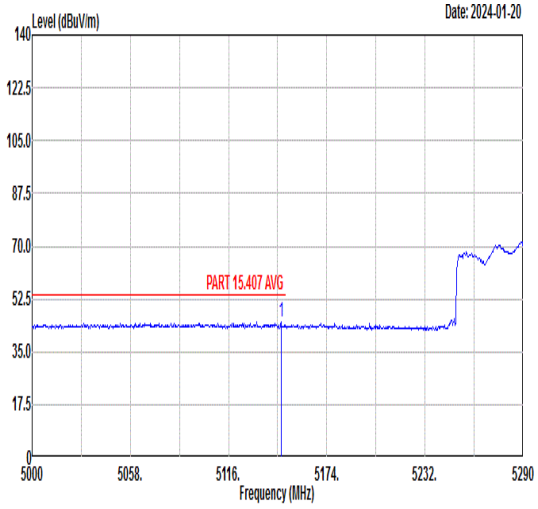 Freq Level Limit Line Margin Read Level Ant Factor Cable Loss Preamp Factor APos TPos Remark MHz dBuV/m dBuV/m dB dBuV dB/m dB dB cm deg 1 5147.03 44.79 54.00 -9.21 32.64 36.11 8.53 32.49 300 297 AVERAGE	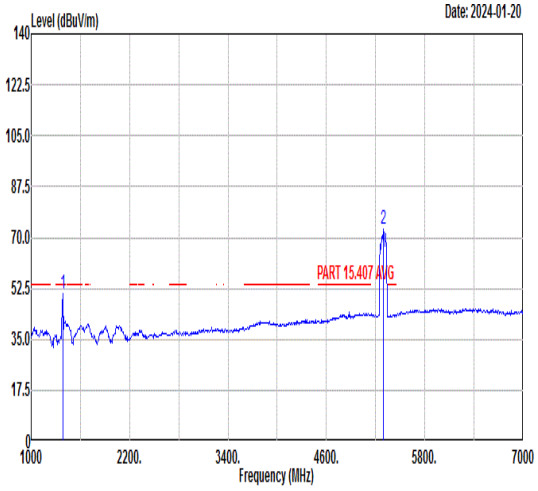 Freq Level Limit Line Margin Read Level Ant Factor Cable Loss Preamp Factor APos TPos Remark MHz dBuV/m dBuV/m dB dBuV dB/m dB dB cm deg 1 1386.00 50.95 54.00 -3.05 51.89 29.42 4.13 34.49 300 297 AVERAGE 2 5290.00 72.68 ------ ------ 59.86 36.02 9.09 32.29 300 297 AVERAGE

Mode	54	
	Band Edge - R	
	U-NII-2A_5.25-5.35_802.11ax HE80_CH58_Full_5290MHz	
ANT	CDD 0+1	
Pol.	Horizontal	Fundamental
Peak	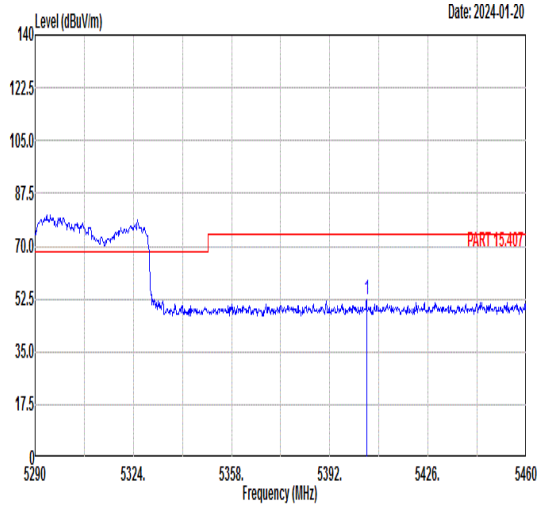 Freq Level Limit Line Margin Read Level Ant Factor Cable Loss Preamp Factor APos TPos Remark MHz dBuV/m dBuV/m dB dBuV dB/m dB dB cm deg 1 5404.75 52.38 74.00 -21.62 38.90 35.96 9.65 32.13 300 297 PEAK	Blank
Avg	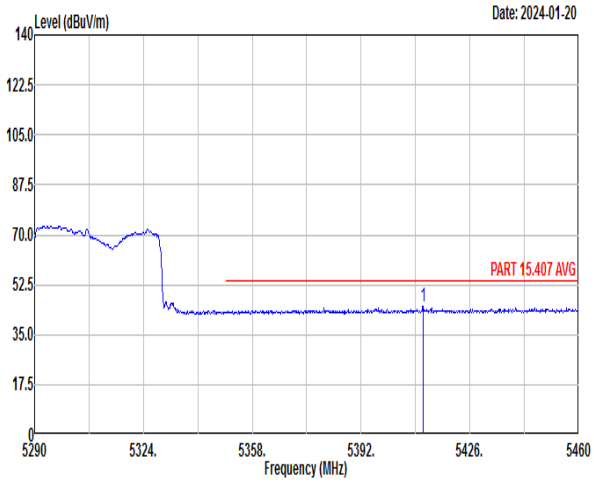 Freq Level Limit Line Margin Read Level Ant Factor Cable Loss Preamp Factor APos TPos Remark MHz dBuV/m dBuV/m dB dBuV dB/m dB dB cm deg 1 5411.38 44.69 54.00 -9.31 31.20 35.95 9.66 32.12 300 297 AVERAGE	Blank

Mode	54	
	Band Edge - L	
	U-NII-2A_5.25-5.35_802.11ax HE80_CH58_Full_5290MHz	
ANT	CDD 0+1	
Pol.	Vertical	Fundamental
Peak	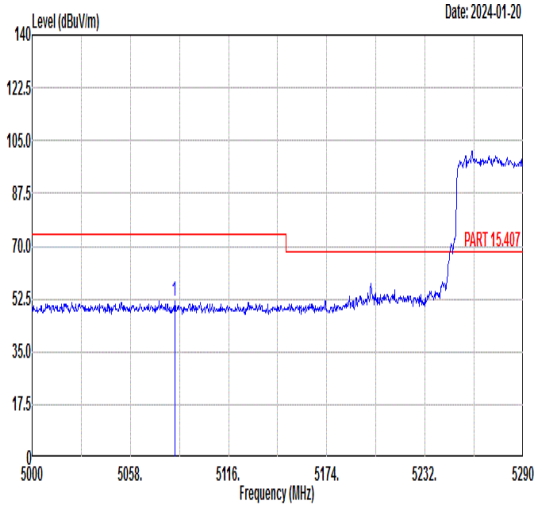 Freq Level Limit Line Margin Read Level Ant Factor Cable Loss Preamp Factor APos TPos Remark MHz dBuV/m dBuV/m dB dBuV dB/m dB dB cm deg 1 5084.10 52.01 74.00 -21.99 40.03 36.15 8.41 32.58 250 293 PEAK	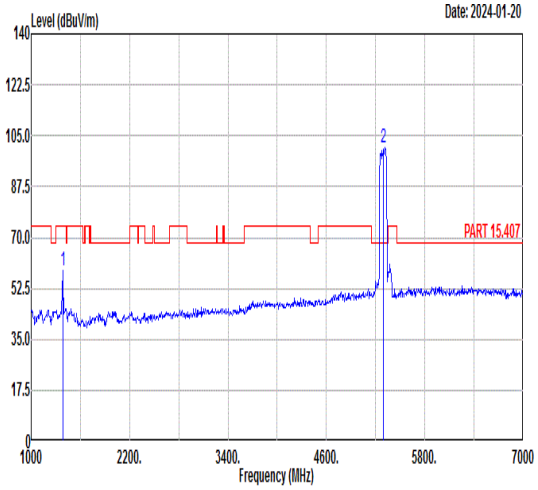 Freq Level Limit Line Margin Read Level Ant Factor Cable Loss Preamp Factor APos TPos Remark MHz dBuV/m dBuV/m dB dBuV dB/m dB dB cm deg 1 1386.00 58.71 74.00 -15.29 59.65 29.42 4.13 34.49 250 293 PEAK 2 5290.00 100.81 ------ ------ 87.88 36.01 9.18 32.26 250 293 PEAK
Avg	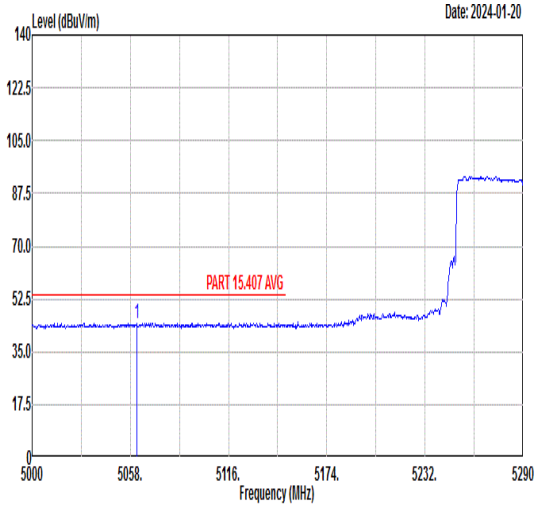 Freq Level Limit Line Margin Read Level Ant Factor Cable Loss Preamp Factor APos TPos Remark MHz dBuV/m dBuV/m dB dBuV dB/m dB dB cm deg 1 5062.06 44.49 54.00 -9.51 32.57 36.16 8.37 32.61 250 293 AVERAGE	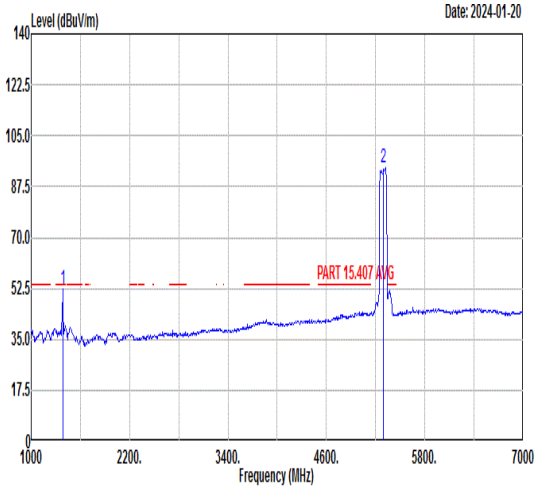 Freq Level Limit Line Margin Read Level Ant Factor Cable Loss Preamp Factor APos TPos Remark MHz dBuV/m dBuV/m dB dBuV dB/m dB dB cm deg 1 1386.00 52.48 54.00 -1.52 53.42 29.42 4.13 34.49 250 293 AVERAGE 2 5290.00 94.03 ------ ------ 81.03 36.00 9.24 32.24 250 293 AVERAGE

Mode	54	
	Band Edge - R	
	U-NII-2A_5.25-5.35_802.11ax HE80_CH58_Full_5290MHz	
ANT	CDD 0+1	
Pol.	Vertical	Fundamental
Peak	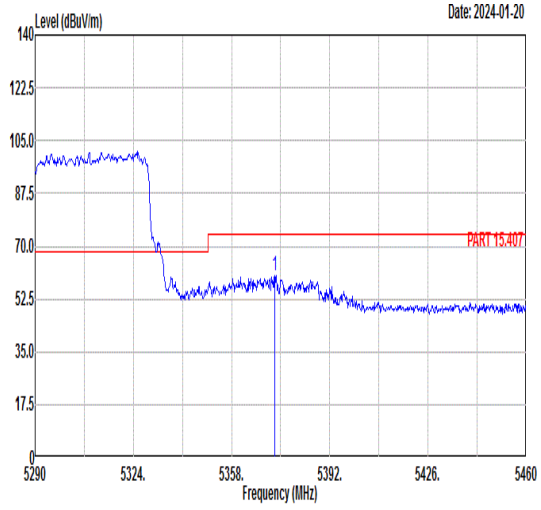 Freq Level Limit Line Margin Read Level Ant Factor Cable Loss Preamp Factor APos TPos Remark MHz dBuV/m dBuV/m dB dBuV dB/m dB dB cm deg 1 5372.96 60.40 74.00 -13.60 47.12 35.98 9.48 32.18 250 293 PEAK	Blank
Avg	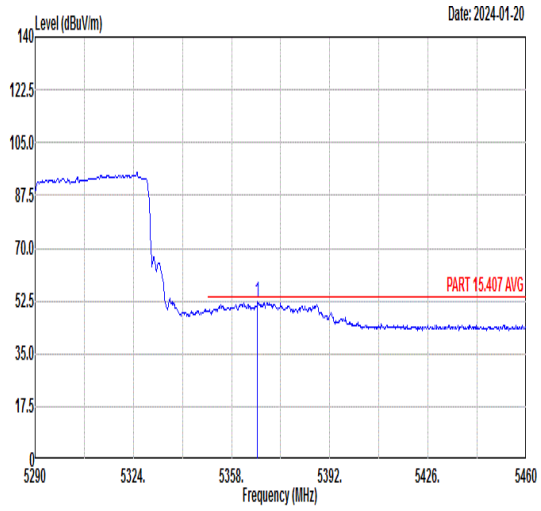 Freq Level Limit Line Margin Read Level Ant Factor Cable Loss Preamp Factor APos TPos Remark MHz dBuV/m dBuV/m dB dBuV dB/m dB dB cm deg 1 5367.01 52.23 54.00 -1.77 38.99 35.98 9.45 32.19 250 293 AVERAGE	Blank

Mode	54	
	Harmonic	
	U-NII-2A_5.25-5.35_802.11ax HE80_CH58_Full_5290MHz	
ANT	CDD 0+1	
Pol.	Horizontal	Vertical
Peak Avg	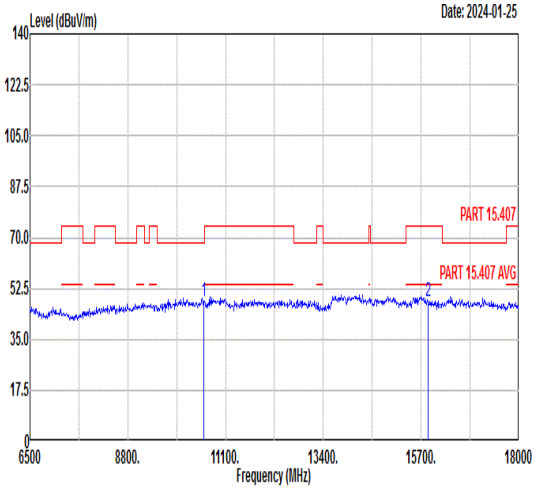 Freq Level Limit Line Margin Read Level Ant Factor Cable Loss Preamp Factor APos TPos Remark MHz dBuV/m dBuV/m dB dBuV dB/m dB dB cm deg 1 10580.00 48.34 68.30 -19.96 60.87 38.83 12.22 63.58 --- --- Peak 2 15870.00 48.22 74.00 -25.78 56.59 41.00 14.73 64.10 --- --- Peak	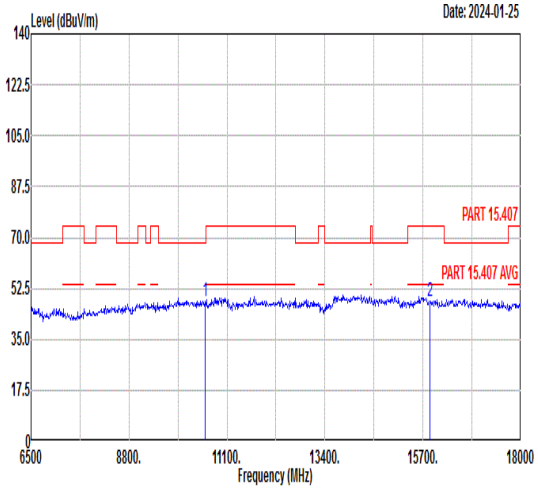 Freq Level Limit Line Margin Read Level Ant Factor Cable Loss Preamp Factor APos TPos Remark MHz dBuV/m dBuV/m dB dBuV dB/m dB dB cm deg 1 10580.00 48.00 68.30 -20.30 60.53 38.83 12.22 63.58 --- --- Peak 2 15870.00 47.91 74.00 -26.09 56.28 41.00 14.73 64.10 --- --- Peak

Mode	55
	Band Edge - L
	U-NII-2C_5.47-5.725_802.11ax HE80_CH106_Full_5530MHz
ANT	CDD 0+1

Pol.	Horizontal	Fundamental
Peak	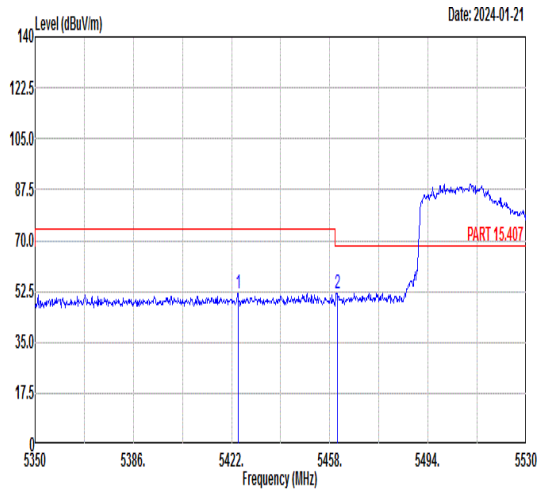 Freq Level Limit Line Margin Read Level Ant Factor Cable Loss Preamp Factor APos TPos Remark MHz dBuV/m dBuV/m dB dBuV dB/m dB dB cm deg 1 5424.34 51.81 74.00 -22.19 38.30 35.95 9.67 32.11 100 360 PEAK 2 5460.88 51.84 68.30 -16.46 38.28 35.92 9.69 32.05 100 360 PEAK	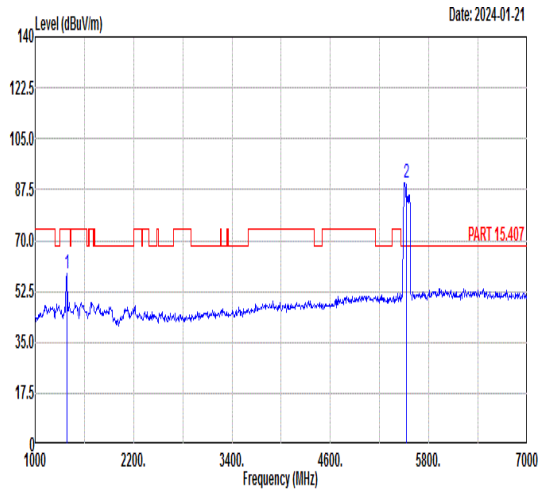 Freq Level Limit Line Margin Read Level Ant Factor Cable Loss Preamp Factor APos TPos Remark MHz dBuV/m dBuV/m dB dBuV dB/m dB dB cm deg 1 1386.00 58.62 74.00 -15.38 59.56 29.42 4.13 34.49 100 360 PEAK 2 5530.00 89.91 ------ ------ 76.30 35.90 9.71 32.00 100 360 PEAK
Avg	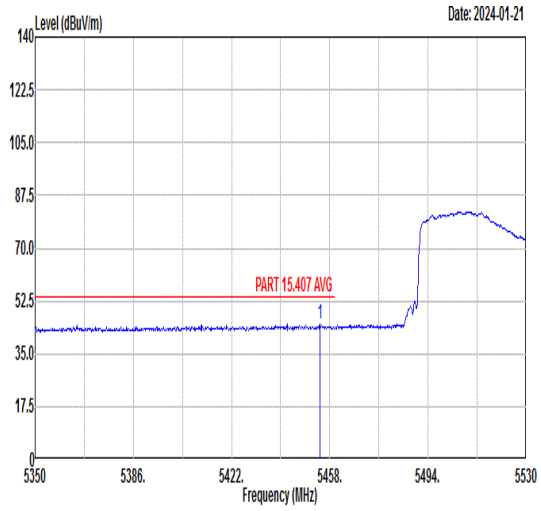 Freq Level Limit Line Margin Read Level Ant Factor Cable Loss Preamp Factor APos TPos Remark MHz dBuV/m dBuV/m dB dBuV dB/m dB dB cm deg 1 5454.40 44.78 54.00 -9.22 31.23 35.93 9.68 32.06 100 360 AVERAGE	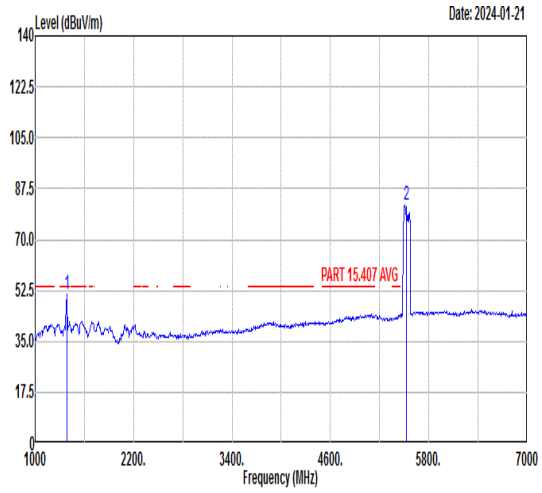 Freq Level Limit Line Margin Read Level Ant Factor Cable Loss Preamp Factor APos TPos Remark MHz dBuV/m dBuV/m dB dBuV dB/m dB dB cm deg 1 1386.00 51.08 54.00 -2.92 52.02 29.42 4.13 34.49 100 360 AVERAGE 2 5530.00 82.12 ------ ------ 68.51 35.91 9.71 32.01 100 360 AVERAGE

Mode	55	
	Band Edge - R	
	U-NII-2C_5.47-5.725_802.11ax HE80_CH106_Full_5530MHz	
ANT	CDD 0+1	
Pol.	Horizontal	Fundamental
Peak	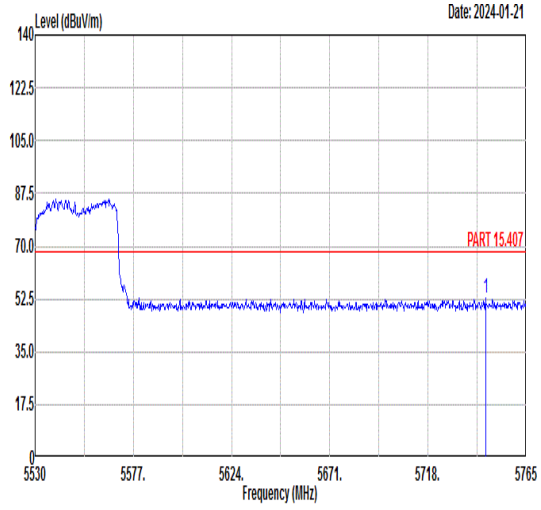 Freq Level Limit Line Margin Read Level Ant Factor Cable Loss Preamp Factor APos TPos Remark MHz dBuV/m dBuV/m dB dBuV dB/m dB dB cm deg 1 5745.50 52.65 68.30 -15.65 38.60 36.24 10.06 32.25 100 360 PEAK	Blank

Mode	55
	Band Edge - L
	U-NII-2C_5.47-5.725_802.11ax HE80_CH106_Full_5530MHz
ANT	CDD 0+1

Pol.	Vertical	Fundamental
Peak	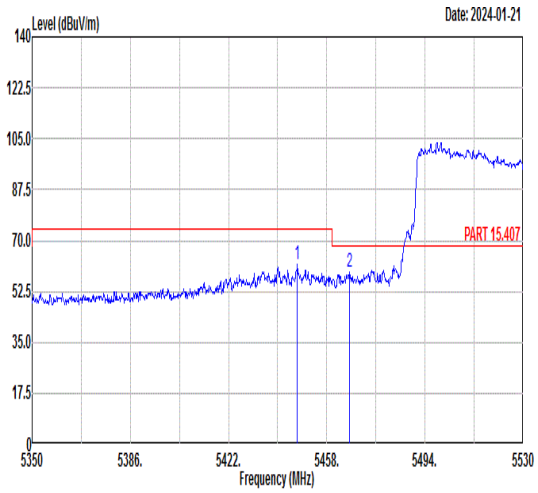 Freq Level Limit Line Margin Read Level Ant Factor Cable Loss Preamp Factor APos TPos Remark MHz dBuV/m dBuV/m dB dBuV dB/m dB dB cm deg 1 5447.20 61.93 74.00 -12.07 48.39 35.93 9.68 32.07 319 109 PEAK 2 5466.46 58.99 68.30 -9.31 45.43 35.92 9.69 32.05 319 109 PEAK	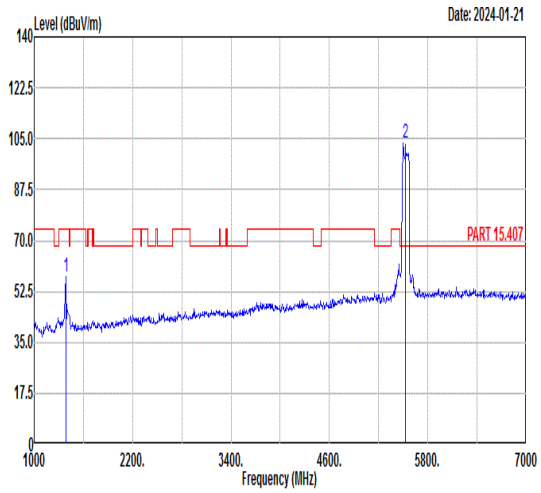 Freq Level Limit Line Margin Read Level Ant Factor Cable Loss Preamp Factor APos TPos Remark MHz dBuV/m dBuV/m dB dBuV dB/m dB dB cm deg 1 1386.00 57.39 74.00 -16.61 58.33 29.42 4.13 34.49 319 109 PEAK 2 5530.00 103.66 ------ ------ 90.05 35.90 9.71 32.00 319 109 PEAK
Avg	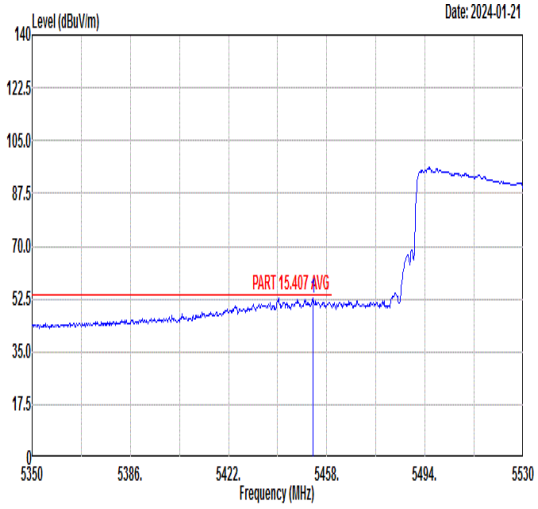 Freq Level Limit Line Margin Read Level Ant Factor Cable Loss Preamp Factor APos TPos Remark MHz dBuV/m dBuV/m dB dBuV dB/m dB dB cm deg 1 5452.96 52.81 54.00 -1.19 39.27 35.93 9.68 32.07 319 109 AVERAGE	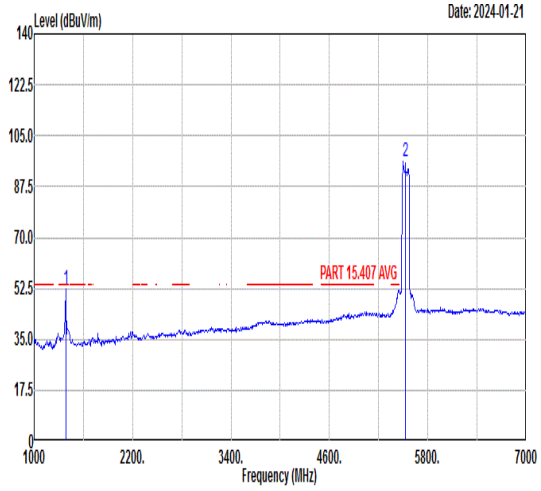 Freq Level Limit Line Margin Read Level Ant Factor Cable Loss Preamp Factor APos TPos Remark MHz dBuV/m dBuV/m dB dBuV dB/m dB dB cm deg 1 1386.00 52.44 54.00 -1.56 53.38 29.42 4.13 34.49 319 109 AVERAGE 2 5530.00 95.99 ------ ------ 82.40 35.90 9.70 32.01 319 109 AVERAGE

Mode	55	
	Band Edge - R	
	U-NII-2C_5.47-5.725_802.11ax HE80_CH106_Full_5530MHz	
ANT	CDD 0+1	
Pol.	Vertical	Fundamental
Peak	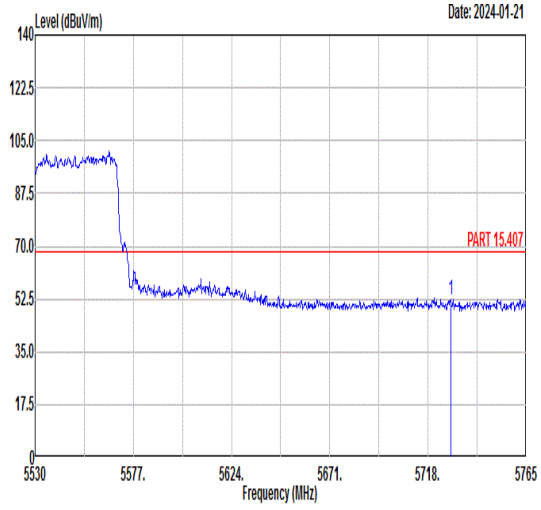 Freq Level Limit Line Margin Read Level Ant Factor Cable Loss Preamp Factor APos TPos Remark MHz dBuV/m dBuV/m dB dBuV dB/m dB dB cm deg 1 5728.81 52.53 68.30 -15.77 38.51 36.22 10.03 32.23 319 109 PEAK	Blank

Mode	55	
	Harmonic	
	U-NII-2C_5.47-5.725_802.11ax HE80_CH106_Full_5530MHz	
ANT	CDD 0+1	
Pol.	Horizontal	Vertical
Peak Avg	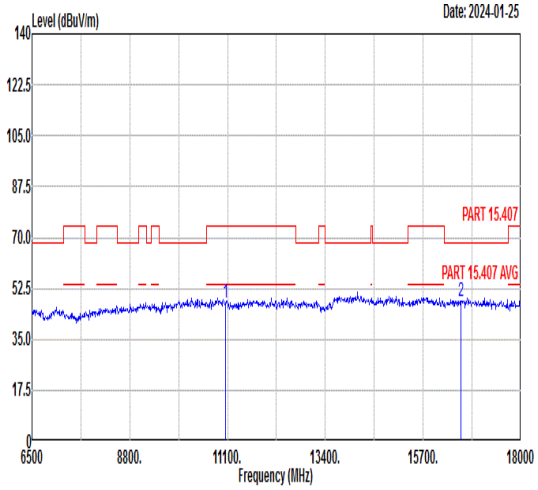 Freq Level Limit Line Margin Read Level Ant Factor Cable Loss Preamp Factor APos TPos Remark MHz dBuV/m dBuV/m dB dBuV dB/m dB dB cm deg 1 11060.00 47.76 74.00 -26.24 59.59 39.02 12.57 63.42 --- --- Peak 2 16590.00 48.27 68.30 -20.03 56.40 41.39 15.23 64.75 --- --- Peak	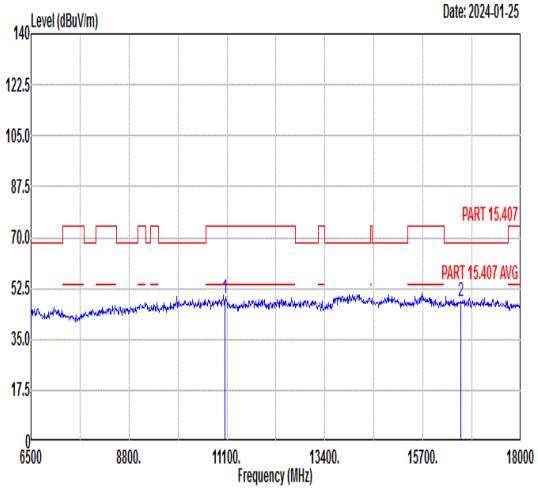 Freq Level Limit Line Margin Read Level Ant Factor Cable Loss Preamp Factor APos TPos Remark MHz dBuV/m dBuV/m dB dBuV dB/m dB dB cm deg 1 11060.00 48.94 74.00 -25.06 60.77 39.02 12.57 63.42 --- --- Peak 2 16590.00 47.92 68.30 -20.38 56.05 41.39 15.23 64.75 --- --- Peak

Mode	56	
	Band Edge - L	
	U-NII-2C_5.47-5.725_802.11ax HE80_CH122_Full_5610MHz	
ANT	CDD 0+1	
Pol.	Horizontal	Fundamental
Peak	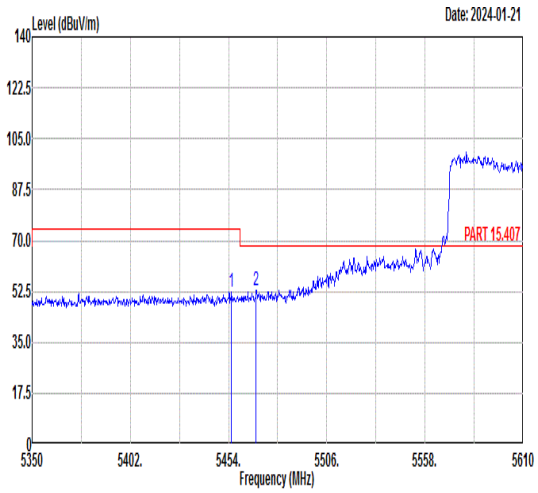 Freq Level Limit Line Margin Read Level Ant Factor Cable Loss Preamp Factor APos TPos Remark MHz dBuV/m dBuV/m dB dBuV dB/m dB dB cm deg 1 5455.56 52.24 74.00 -21.76 38.69 35.93 9.68 32.06 100 114 PEAK 2 5468.56 52.92 68.30 -15.38 39.35 35.92 9.69 32.04 100 114 PEAK	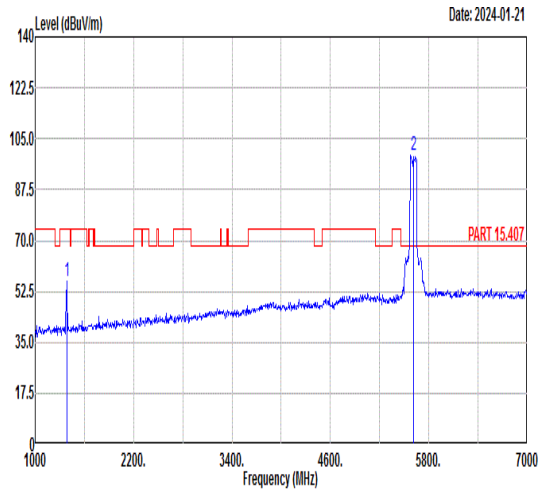 Freq Level Limit Line Margin Read Level Ant Factor Cable Loss Preamp Factor APos TPos Remark MHz dBuV/m dBuV/m dB dBuV dB/m dB dB cm deg 1 1386.00 56.16 74.00 -17.84 57.10 29.42 4.13 34.49 100 114 PEAK 2 5610.00 99.45 ------ ------ 85.77 36.01 9.75 32.08 100 114 PEAK
Avg	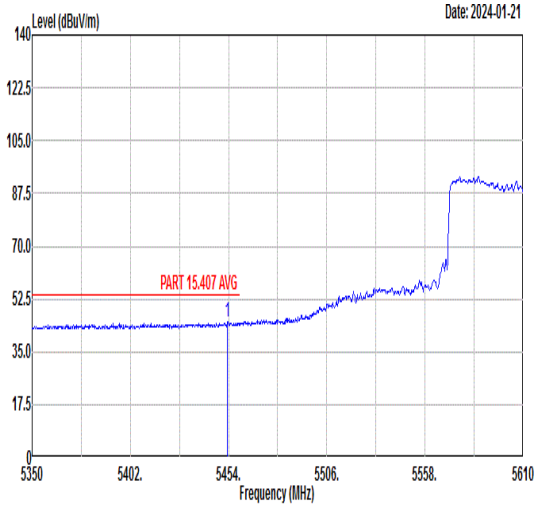 Freq Level Limit Line Margin Read Level Ant Factor Cable Loss Preamp Factor APos TPos Remark MHz dBuV/m dBuV/m dB dBuV dB/m dB dB cm deg 1 5453.48 44.84 54.00 -9.16 31.30 35.93 9.68 32.07 100 114 AVERAGE	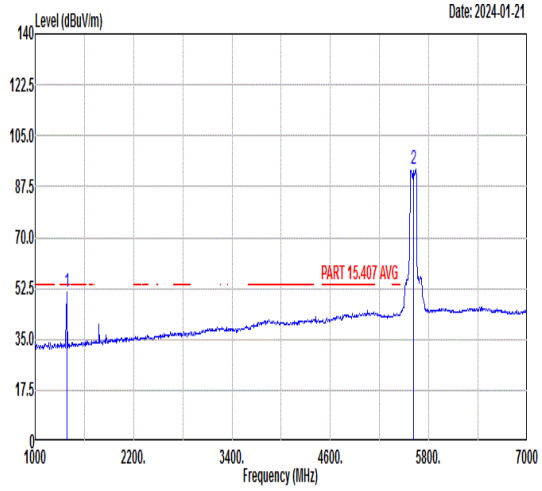 Freq Level Limit Line Margin Read Level Ant Factor Cable Loss Preamp Factor APos TPos Remark MHz dBuV/m dBuV/m dB dBuV dB/m dB dB cm deg 1 1386.00 50.99 54.00 -3.01 51.93 29.42 4.13 34.49 100 114 AVERAGE 2 5610.00 93.45 ------ ------ 79.64 36.10 9.85 32.14 100 114 AVERAGE

Mode	56	
	Band Edge - R	
	U-NII-2C_5.47-5.725_802.11ax HE80_CH122_Full_5610MHz	
ANT	CDD 0+1	
Pol.	Horizontal	Fundamental
Peak	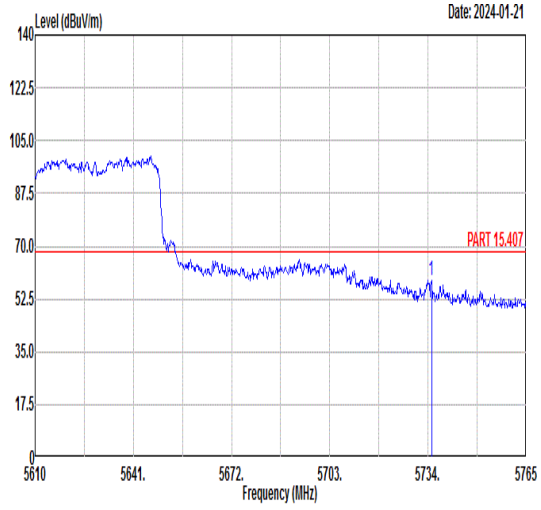 Freq Level Limit Line Margin Read Level Ant Factor Cable Loss Preamp Factor APos TPos Remark MHz dBuV/m dBuV/m dB dBuV dB/m dB dB cm deg 1 5735.09 58.67 68.30 -9.63 44.64 36.23 10.04 32.24 100 114 PEAK	Blank

Mode	56	
	Band Edge - L	
	U-NII-2C_5.47-5.725_802.11ax HE80_CH122_Full_5610MHz	
ANT	CDD 0+1	
Pol.	Vertical	Fundamental
Peak	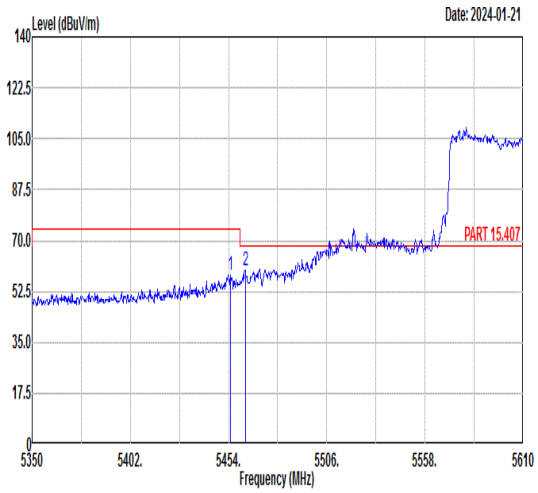 Freq Level Limit Line Margin Read Level Ant Factor Cable Loss Preamp Factor APos TPos Remark MHz dBuV/m dBuV/m dB dBuV dB/m dB dB cm deg 1 5455.04 58.30 74.00 -15.70 44.75 35.93 9.68 32.06 200 303 PEAK 2 5462.84 59.94 68.30 -8.36 46.38 35.92 9.69 32.05 200 303 PEAK	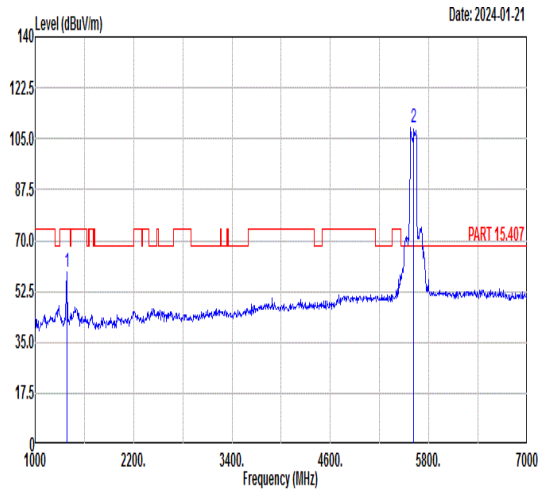 Freq Level Limit Line Margin Read Level Ant Factor Cable Loss Preamp Factor APos TPos Remark MHz dBuV/m dBuV/m dB dBuV dB/m dB dB cm deg 1 1386.00 59.33 74.00 -14.67 60.27 29.42 4.13 34.49 200 303 PEAK 2 5610.00 108.62 ------ ------ 94.94 36.01 9.75 32.08 200 303 PEAK
Avg	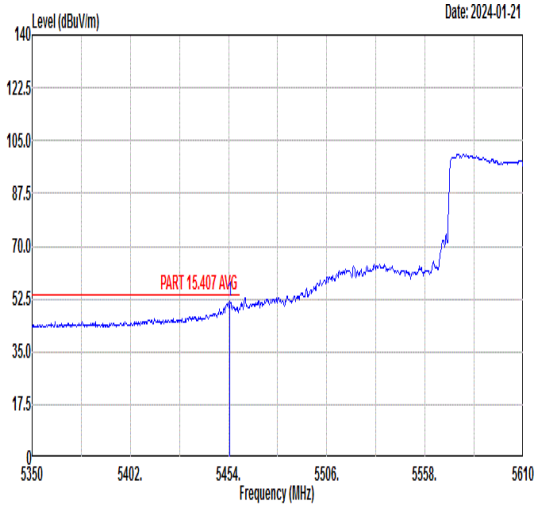 Freq Level Limit Line Margin Read Level Ant Factor Cable Loss Preamp Factor APos TPos Remark MHz dBuV/m dBuV/m dB dBuV dB/m dB dB cm deg 1 5454.78 51.53 54.00 -2.47 37.98 35.93 9.68 32.06 200 303 AVERAGE	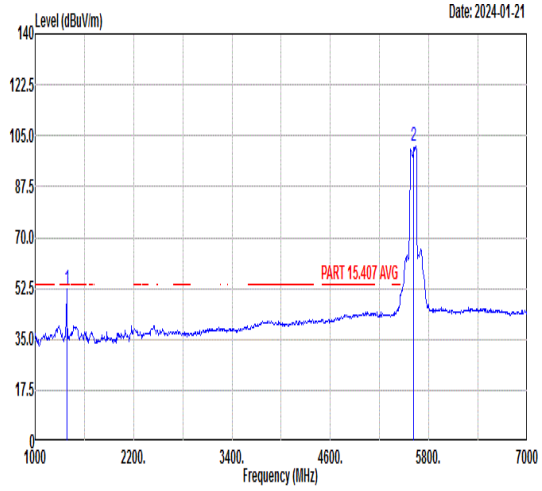 Freq Level Limit Line Margin Read Level Ant Factor Cable Loss Preamp Factor APos TPos Remark MHz dBuV/m dBuV/m dB dBuV dB/m dB dB cm deg 1 1386.00 52.45 54.00 -1.55 53.39 29.42 4.13 34.49 200 303 AVERAGE 2 5610.00 101.51 ------ ------ 87.70 36.10 9.85 32.14 200 303 AVERAGE

Mode	56	
	Band Edge - R	
	U-NII-2C_5.47-5.725_802.11ax HE80_CH122_Full_5610MHz	
ANT	CDD 0+1	
Pol.	Vertical	Fundamental
Peak	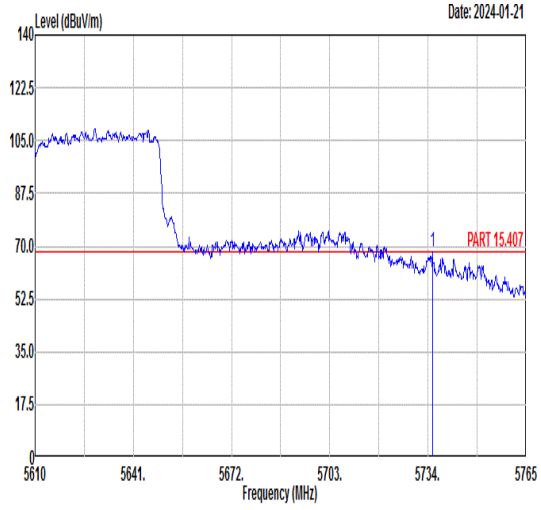 Freq Level Limit Line Margin Read Level Ant Factor Cable Loss Preamp Factor APos TPos Remark MHz dBuV/m dBuV/m dB dBuV dB/m dB dB cm deg 1 5735.40 67.98 68.30 -0.32 53.95 36.23 10.04 32.24 200 303 PEAK	Blank

Mode	56	
	Harmonic	
	U-NII-2C_5.47-5.725_802.11ax HE80_CH122_Full_5610MHz	
ANT	CDD 0+1	
Pol.	Horizontal	Vertical
Peak Avg	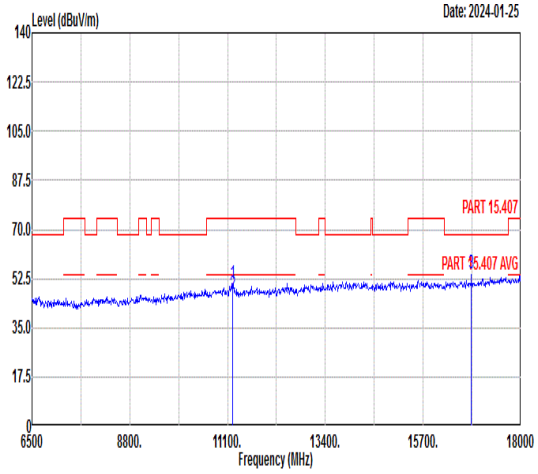 Freq Level Limit Line Margin Read Level Ant Factor Cable Loss Preamp Factor APos TPos Remark MHz dBuV/m dBuV/m dB dBuV dB/m dB dB cm deg 1 11220.00 50.64 74.00 -23.36 62.30 39.09 12.68 63.43 110 71 Peak 2 11220.00 46.91 54.00 -7.09 58.57 39.09 12.68 63.43 110 71 Average 3 16830.00 54.48 68.30 -13.82 62.56 41.51 15.41 65.00 125 211 Peak	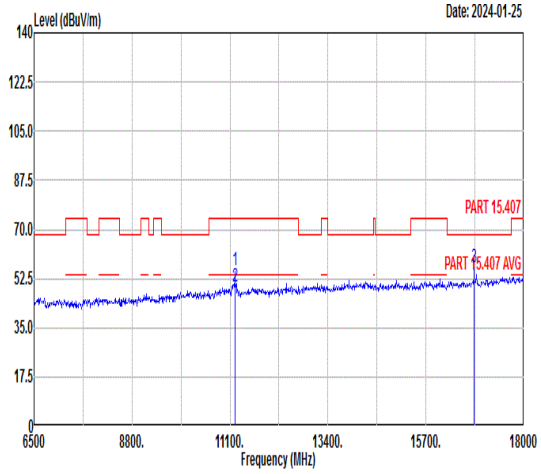 Freq Level Limit Line Margin Read Level Ant Factor Cable Loss Preamp Factor APos TPos Remark MHz dBuV/m dBuV/m dB dBuV dB/m dB dB cm deg 1 11220.00 55.56 74.00 -18.44 67.22 39.09 12.68 63.43 250 207 Peak 2 11220.00 49.62 54.00 -4.38 61.28 39.09 12.68 63.43 250 207 Average 3 16830.00 56.48 68.30 -11.82 64.56 41.51 15.41 65.00 213 51 Peak

Mode	57	
	Band Edge	
	U-NII-1_5.15-5.25_802.11ac VHT20_CH36_5180MHz	
ANT	CDD 0+1	
Pol.	Horizontal	Fundamental
Peak	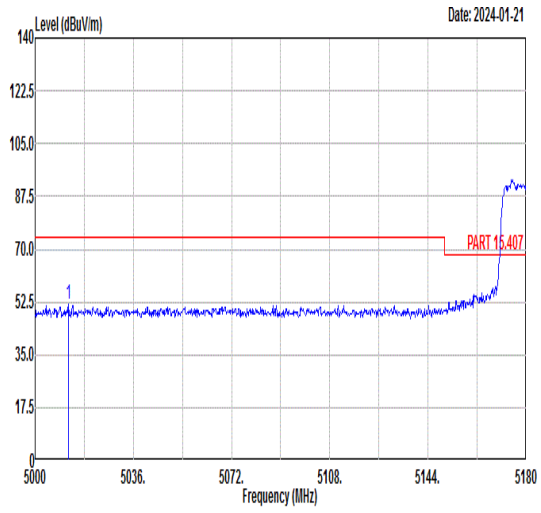 Freq Level Limit Line Margin Read Level Ant Factor Cable Loss Preamp Factor APos TPos Remark MHz dBuV/m dBuV/m dB dBuV dB/m dB dB cm deg 1 5012.24 51.89 74.00 -22.11 40.08 36.19 8.30 32.68 400 155 PEAK	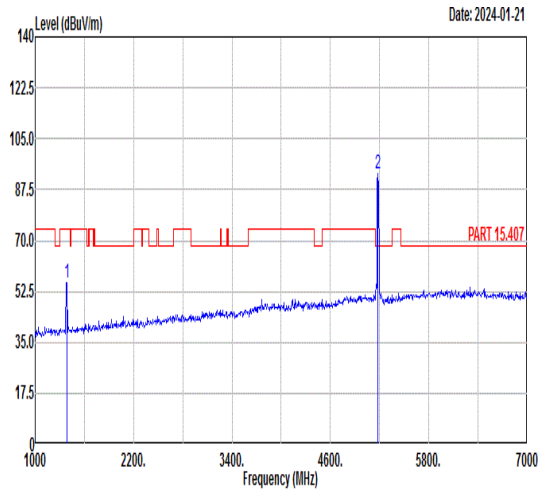 Freq Level Limit Line Margin Read Level Ant Factor Cable Loss Preamp Factor APos TPos Remark MHz dBuV/m dBuV/m dB dBuV dB/m dB dB cm deg 1 1386.00 55.73 74.00 -18.27 56.67 29.42 4.13 34.49 400 155 PEAK 2 5180.00 92.95 ------ ------ 80.73 36.09 8.58 32.45 400 155 PEAK
Avg	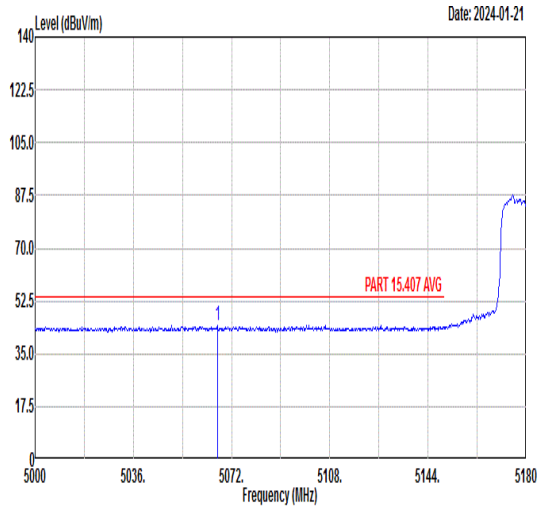 Freq Level Limit Line Margin Read Level Ant Factor Cable Loss Preamp Factor APos TPos Remark MHz dBuV/m dBuV/m dB dBuV dB/m dB dB cm deg 1 5066.78 44.24 54.00 -9.76 32.31 36.16 8.38 32.61 400 155 AVERAGE	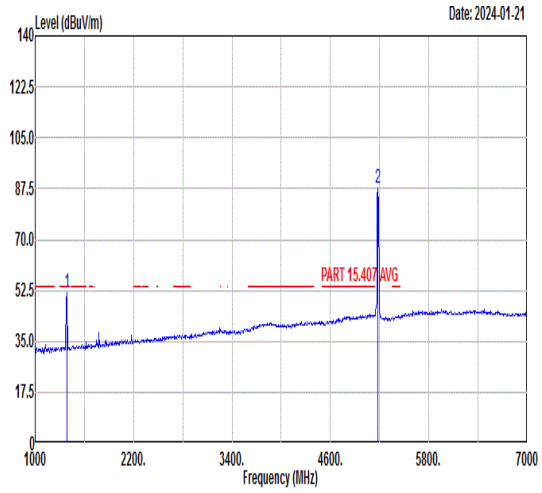 Freq Level Limit Line Margin Read Level Ant Factor Cable Loss Preamp Factor APos TPos Remark MHz dBuV/m dBuV/m dB dBuV dB/m dB dB cm deg 1 1386.00 51.78 54.00 -2.22 52.72 29.42 4.13 34.49 400 155 AVERAGE 2 5180.00 87.64 ------ ------ 75.42 36.09 8.58 32.45 400 155 AVERAGE

Mode	57	
	Band Edge	
	U-NII-1_5.15-5.25_802.11ac VHT20_CH36_5180MHz	
ANT	CDD 0+1	
Pol.	Vertical	Fundamental
Peak	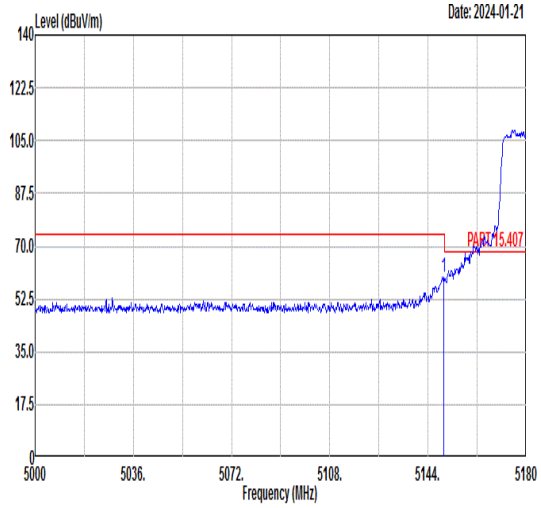 Freq Level Limit Line Margin Read Level Ant Factor Cable Loss Preamp Factor APos TPos Remark MHz dBuV/m dBuV/m dB dBuV dB/m dB dB cm deg 1 5149.76 59.84 74.00 -14.16 47.68 36.11 8.54 32.49 157 360 PEAK	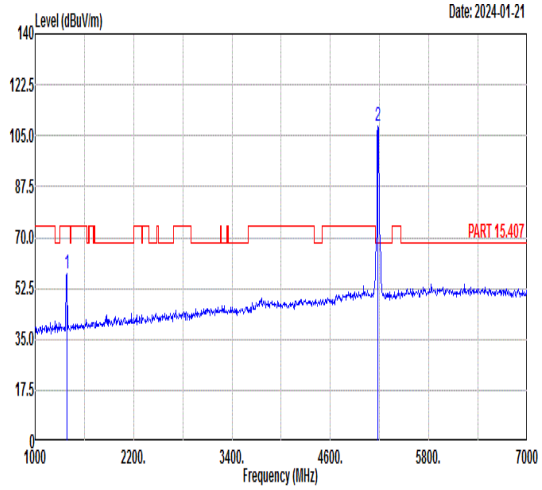 Freq Level Limit Line Margin Read Level Ant Factor Cable Loss Preamp Factor APos TPos Remark MHz dBuV/m dBuV/m dB dBuV dB/m dB dB cm deg 1 1386.00 57.49 74.00 -16.51 58.43 29.42 4.13 34.49 157 360 PEAK 2 5180.00 108.37 ------ ------ 96.14 36.09 8.59 32.45 157 360 PEAK
Avg	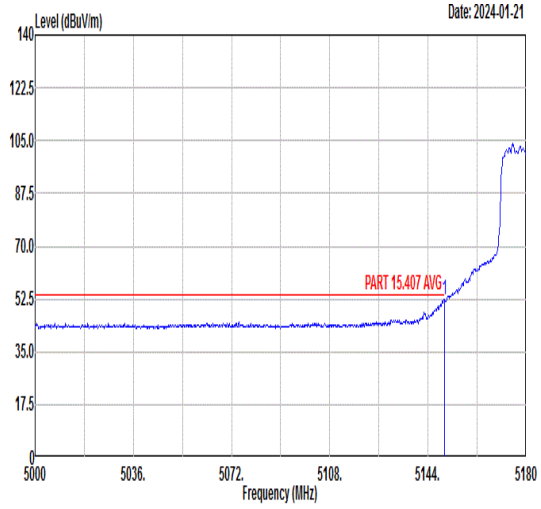 Freq Level Limit Line Margin Read Level Ant Factor Cable Loss Preamp Factor APos TPos Remark MHz dBuV/m dBuV/m dB dBuV dB/m dB dB cm deg 1 5149.94 52.50 54.00 -1.50 40.34 36.11 8.54 32.49 157 360 AVERAGE	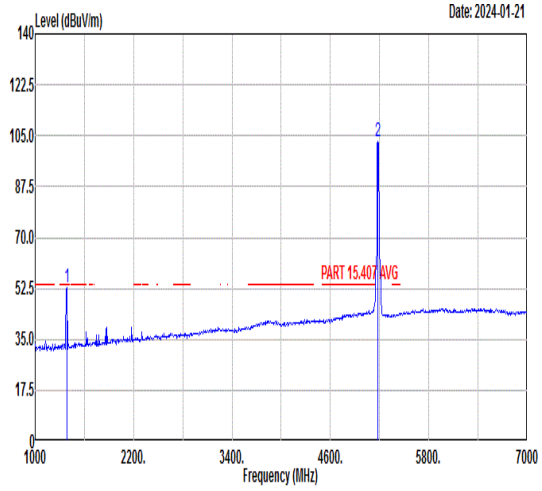 Freq Level Limit Line Margin Read Level Ant Factor Cable Loss Preamp Factor APos TPos Remark MHz dBuV/m dBuV/m dB dBuV dB/m dB dB cm deg 1 1386.00 52.78 54.00 -1.22 53.72 29.42 4.13 34.49 157 360 AVERAGE 2 5180.00 103.08 ------ ------ 90.86 36.09 8.58 32.45 157 360 AVERAGE

Mode	57	
	Harmonic	
	U-NII-1_5.15-5.25_802.11ac VHT20_CH36_5180MHz	
ANT	CDD 0+1	
Pol.	Horizontal	Vertical
Peak Avg	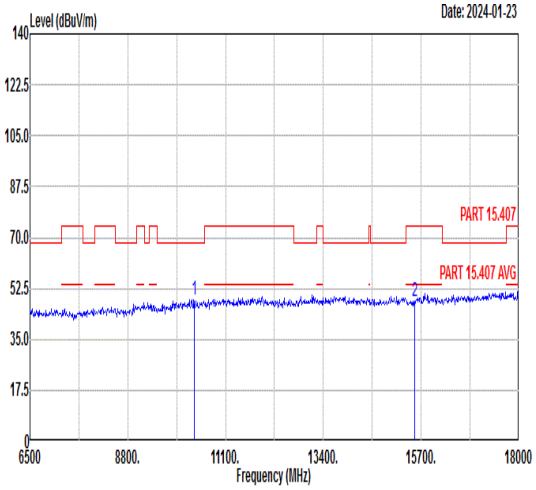 Freq Level Limit Line Margin Read Level Ant Factor Cable Loss Preamp Factor APos TPos Remark MHz dBuV/m dBuV/m dB dBuV dB/m dB dB cm deg 1 10360.00 48.67 68.30 -19.63 61.53 38.74 12.06 63.66 --- --- Peak 2 15540.00 47.91 74.00 -26.09 56.59 40.73 14.58 63.99 --- --- Peak	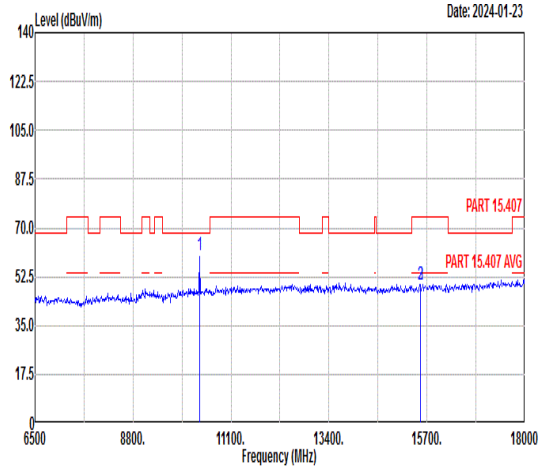 Freq Level Limit Line Margin Read Level Ant Factor Cable Loss Preamp Factor APos TPos Remark MHz dBuV/m dBuV/m dB dBuV dB/m dB dB cm deg 1 10360.00 60.22 68.30 -8.08 73.08 38.74 12.06 63.66 297 226 Peak 2 15540.00 49.86 74.00 -24.14 58.54 40.73 14.58 63.99 233 360 Peak 3 15540.00 49.87 54.00 -4.13 58.55 40.73 14.58 63.99 233 360 Average

Mode	58	
	Harmonic	
	U-NII-1_5.15-5.25_802.11ac VHT20_CH44_5220MHz	
ANT	CDD 0+1	
Pol.	Horizontal	Vertical
Peak Avg	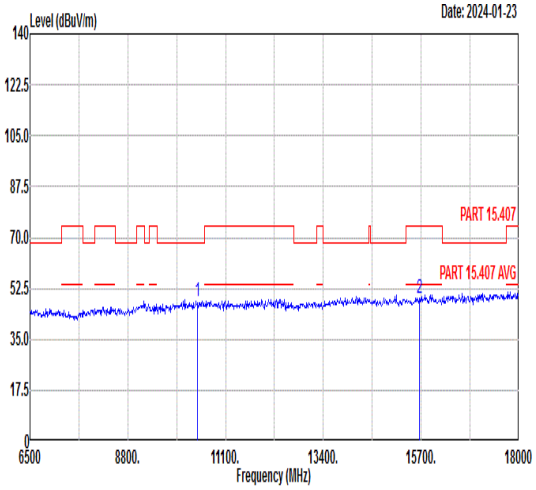 Freq Level Limit Line Margin Read Level Ant Factor Cable Loss Preamp Factor APos TPos Remark MHz dBuV/m dBuV/m dB dBuV dB/m dB dB cm deg 1 10440.00 47.81 68.30 -20.49 60.54 38.78 12.12 63.63 --- --- Peak 2 15660.00 49.10 74.00 -24.90 57.66 40.83 14.64 64.03 --- --- Peak	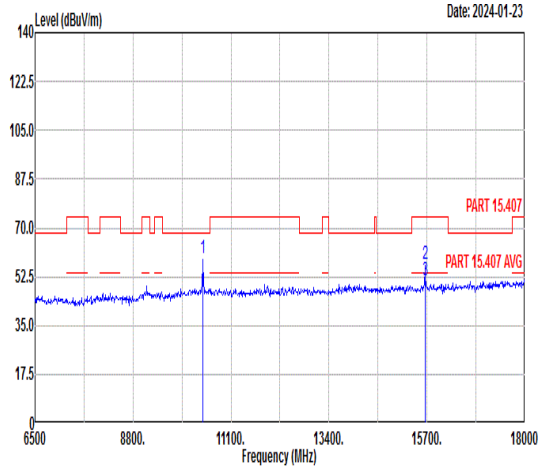 Freq Level Limit Line Margin Read Level Ant Factor Cable Loss Preamp Factor APos TPos Remark MHz dBuV/m dBuV/m dB dBuV dB/m dB dB cm deg 1 10440.00 59.24 68.30 -9.06 71.97 38.78 12.12 63.63 257 226 Peak 2 15660.00 57.26 74.00 -16.74 65.82 40.83 14.64 64.03 262 346 Peak 3 15660.00 51.34 54.00 -2.66 59.90 40.83 14.64 64.03 262 346 Average

Mode	59	
	Harmonic	
	U-NII-1_5.15-5.25_802.11ac VHT20_CH48_5240MHz	
ANT	CDD 0+1	
Pol.	Horizontal	Vertical
Peak Avg	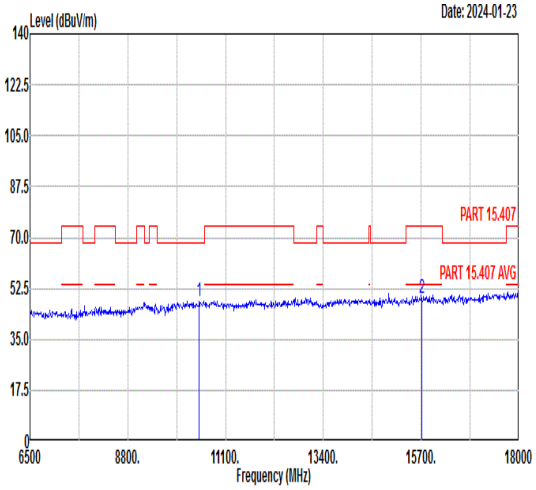 Freq Level Limit Line Margin Read Level Ant Factor Cable Loss Preamp Factor APos TPos Remark MHz dBuV/m dBuV/m dB dBuV dB/m dB dB cm deg 1 10480.00 48.11 68.30 -20.19 60.78 38.79 12.15 63.61 --- --- Peak 2 15720.00 49.25 74.00 -24.75 57.76 40.88 14.66 64.05 --- --- Peak	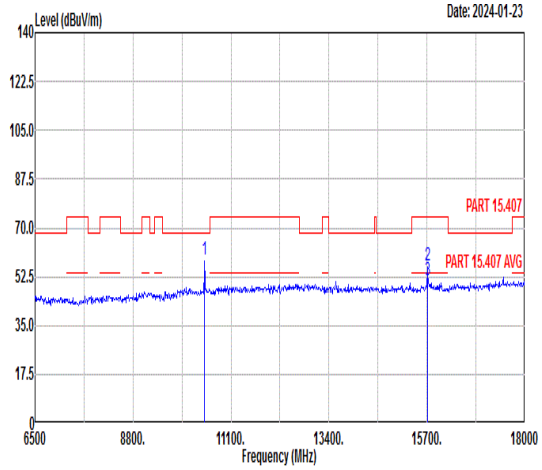 Freq Level Limit Line Margin Read Level Ant Factor Cable Loss Preamp Factor APos TPos Remark MHz dBuV/m dBuV/m dB dBuV dB/m dB dB cm deg 1 10480.00 58.57 68.30 -9.73 71.24 38.79 12.15 63.61 284 227 Peak 2 15720.00 56.73 74.00 -17.27 65.24 40.88 14.66 64.05 272 348 Peak 3 15720.00 51.47 54.00 -2.53 59.98 40.88 14.66 64.05 272 348 Average

Mode	60	
	Harmonic	
	U-NII-2A_5.25-5.35_802.11ac VHT20_CH52_5260MHz	
ANT	CDD 0+1	
Pol.	Horizontal	Vertical
Peak Avg	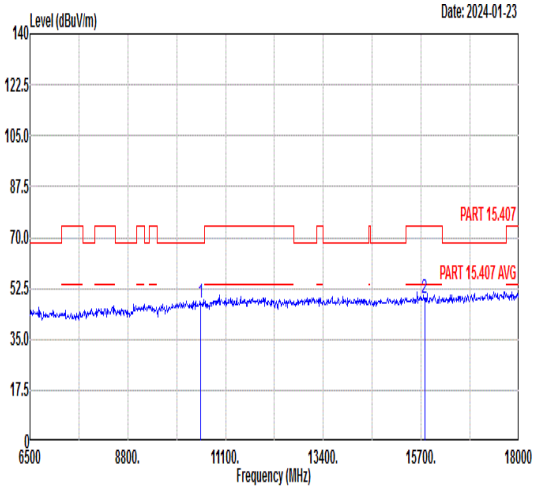 Freq Level Limit Line Margin Read Level Ant Factor Cable Loss Preamp Factor APos TPos Remark MHz dBuV/m dBuV/m dB dBuV dB/m dB dB cm deg 1 10520.00 47.44 68.30 -20.86 60.05 38.81 12.18 63.60 --- --- Peak 2 15780.00 49.07 74.00 -24.93 57.53 40.92 14.69 64.07 --- --- Peak	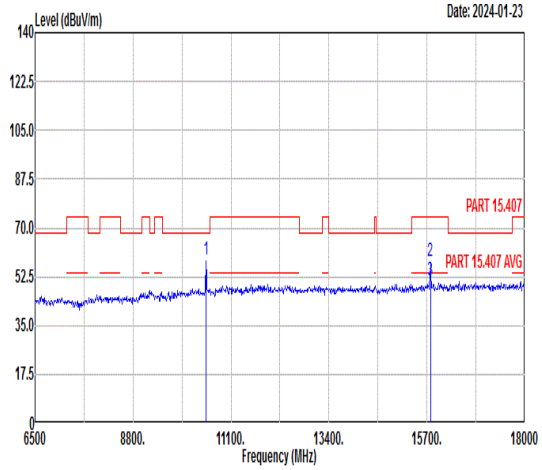 Freq Level Limit Line Margin Read Level Ant Factor Cable Loss Preamp Factor APos TPos Remark MHz dBuV/m dBuV/m dB dBuV dB/m dB dB cm deg 1 10520.00 58.50 68.30 -9.80 71.11 38.81 12.18 63.60 281 226 Peak 2 15780.00 58.16 74.00 -15.84 66.62 40.92 14.69 64.07 288 347 Peak 3 15780.00 51.31 54.00 -2.69 59.77 40.92 14.69 64.07 288 347 Average

Mode	61	
	Harmonic	
	U-NII-2A_5.25-5.35_802.11ac VHT20_CH60_5300MHz	
ANT	CDD 0+1	
Pol.	Horizontal	Vertical
Peak Avg	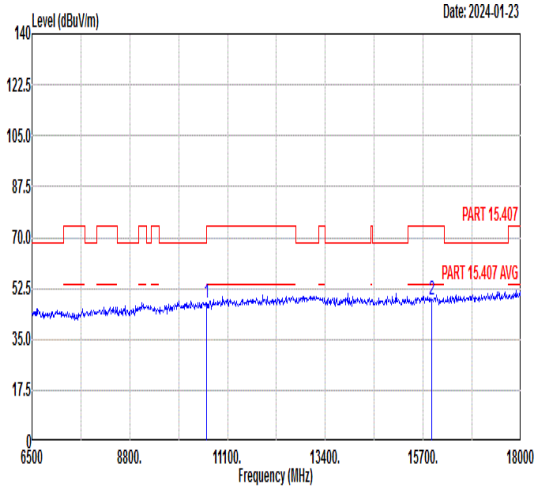 Freq Level Limit Line Margin Read Level Ant Factor Cable Loss Preamp Factor APos TPos Remark MHz dBuV/m dBuV/m dB dBuV dB/m dB dB cm deg 1 10600.00 47.49 74.00 -26.51 59.99 38.84 12.23 63.57 --- --- Peak 2 15900.00 48.50 74.00 -25.50 56.84 41.02 14.75 64.11 --- --- Peak	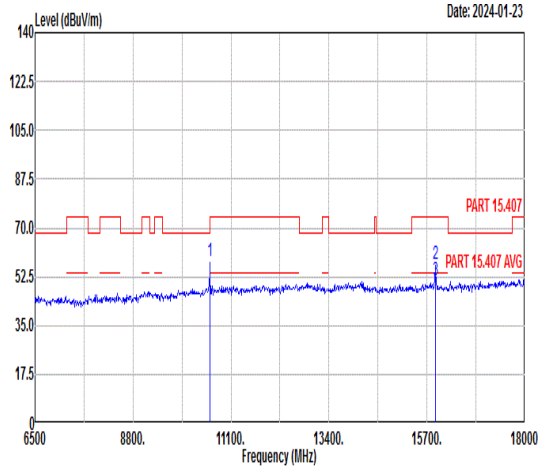 Freq Level Limit Line Margin Read Level Ant Factor Cable Loss Preamp Factor APos TPos Remark MHz dBuV/m dBuV/m dB dBuV dB/m dB dB cm deg 1 10600.00 57.91 74.00 -16.09 70.41 38.84 12.23 63.57 286 226 Peak 2 15900.00 57.06 74.00 -16.94 65.40 41.02 14.75 64.11 227 351 Peak 3 15900.00 51.28 54.00 -2.72 59.62 41.02 14.75 64.11 227 351 Average

Mode	62
	Band Edge - L
	U-NII-2A_5.25-5.35_802.11ac VHT20_CH64_5320MHz
ANT	CDD 0+1

Pol.	Horizontal	Fundamental
Peak	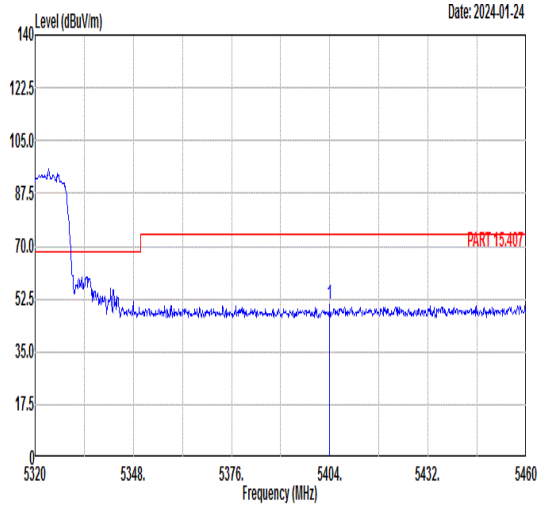 Freq Level Limit Line Margin Read Level Ant Factor Cable Loss Preamp Factor APos TPos Remark MHz dBuV/m dBuV/m dB dBuV dB/m dB dB cm deg 1 5404.00 50.93 74.00 -23.07 37.95 35.96 9.64 32.62 300 360 PEAK	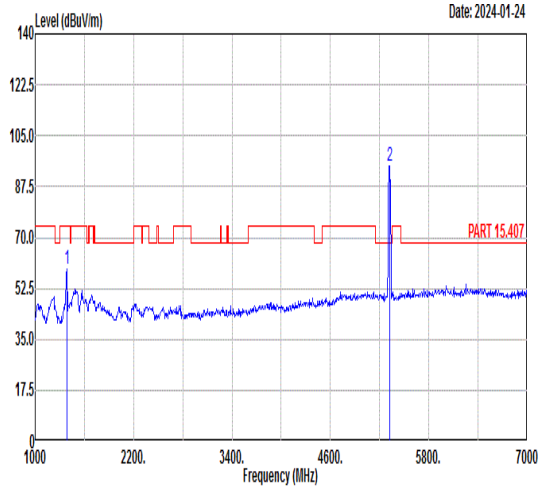 Freq Level Limit Line Margin Read Level Ant Factor Cable Loss Preamp Factor APos TPos Remark MHz dBuV/m dBuV/m dB dBuV dB/m dB dB cm deg 1 1386.00 58.99 74.00 -15.01 60.37 29.42 4.13 34.93 300 360 PEAK 2 5320.00 94.62 ------ ------ 82.07 36.01 9.18 32.64 300 360 PEAK
Avg	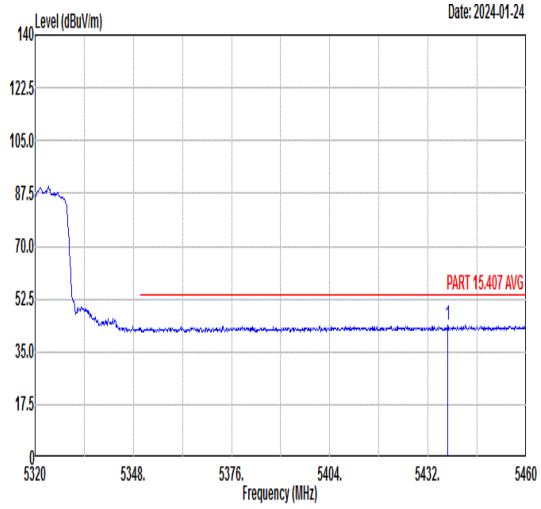 Freq Level Limit Line Margin Read Level Ant Factor Cable Loss Preamp Factor APos TPos Remark MHz dBuV/m dBuV/m dB dBuV dB/m dB dB cm deg 1 5437.60 43.70 54.00 -10.30 30.69 35.94 9.68 32.61 300 360 AVERAGE	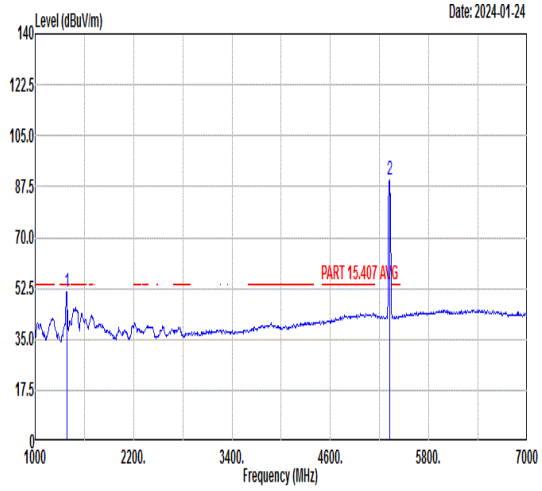 Freq Level Limit Line Margin Read Level Ant Factor Cable Loss Preamp Factor APos TPos Remark MHz dBuV/m dBuV/m dB dBuV dB/m dB dB cm deg 1 1386.00 51.19 54.00 -2.81 52.57 29.42 4.13 34.93 300 360 AVERAGE 2 5320.00 89.70 ------ ------ 77.12 36.01 9.21 32.64 300 360 AVERAGE

Mode	62
	Band Edge - L
	U-NII-2A_5.25-5.35_802.11ac VHT20_CH64_5320MHz
ANT	CDD 0+1

Pol.	Vertical	Fundamental
Peak	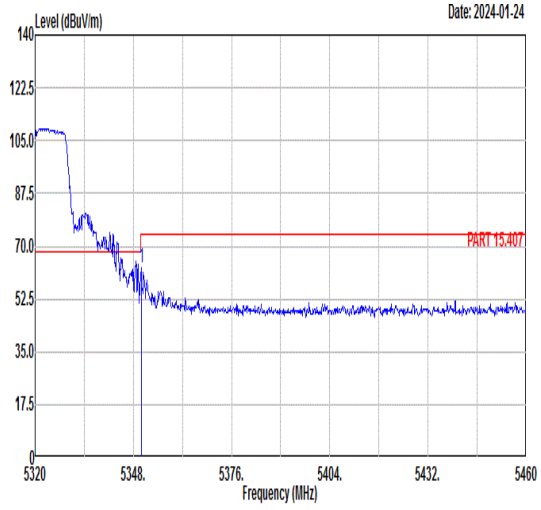 Freq Level Limit Line Margin Read Level Ant Factor Cable Loss Preamp Factor APos TPos Remark MHz dBuV/m dBuV/m dB dBuV dB/m dB dB cm deg 1 5350.24 63.07 74.00 -10.93 50.34 35.99 9.37 32.63 270 360 PEAK	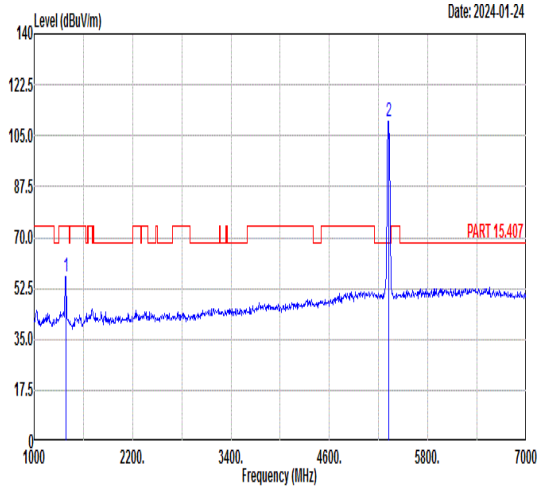 Freq Level Limit Line Margin Read Level Ant Factor Cable Loss Preamp Factor APos TPos Remark MHz dBuV/m dBuV/m dB dBuV dB/m dB dB cm deg 1 1386.00 56.70 74.00 -17.30 58.08 29.42 4.13 34.93 270 360 PEAK 2 5320.00 109.82 ------ ------ 97.27 36.01 9.18 32.64 270 360 PEAK
Avg	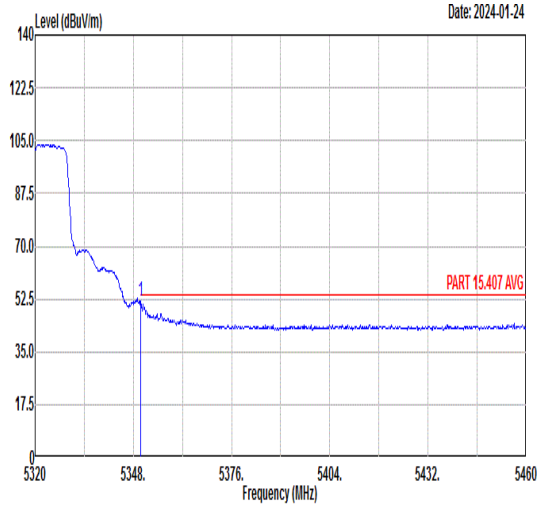 Freq Level Limit Line Margin Read Level Ant Factor Cable Loss Preamp Factor APos TPos Remark MHz dBuV/m dBuV/m dB dBuV dB/m dB dB cm deg 1 5350.10 51.77 54.00 -2.23 39.04 35.99 9.37 32.63 270 360 AVERAGE	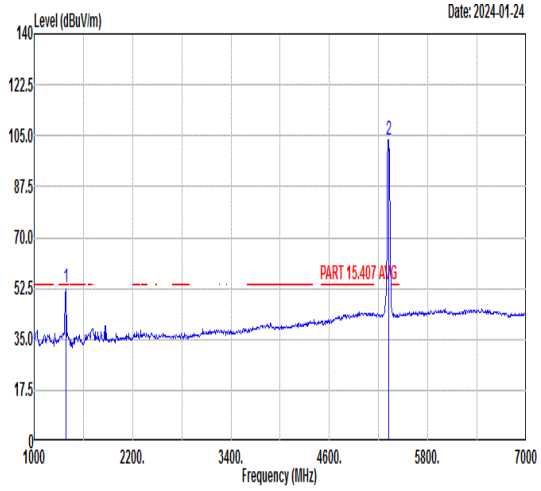 Freq Level Limit Line Margin Read Level Ant Factor Cable Loss Preamp Factor APos TPos Remark MHz dBuV/m dBuV/m dB dBuV dB/m dB dB cm deg 1 1386.00 52.75 54.00 -1.25 54.13 29.42 4.13 34.93 270 360 AVERAGE 2 5320.00 103.68 ------ ------ 91.10 36.01 9.21 32.64 270 360 AVERAGE

Mode	62	
	Harmonic	
	U-NII-2A_5.25-5.35_802.11ac VHT20_CH64_5320MHz	
ANT	CDD 0+1	
Pol.	Horizontal	Vertical
Peak Avg	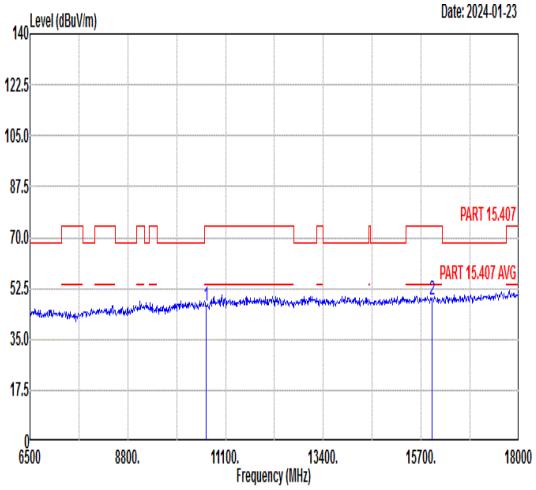 Freq Level Limit Line Margin Read Level Ant Factor Cable Loss Preamp Factor APos TPos Remark MHz dBuV/m dBuV/m dB dBuV dB/m dB dB cm deg 1 10640.00 46.44 74.00 -27.56 58.87 38.86 12.26 63.55 --- --- Peak 2 15960.00 48.57 74.00 -25.43 56.86 41.07 14.77 64.13 --- --- Peak	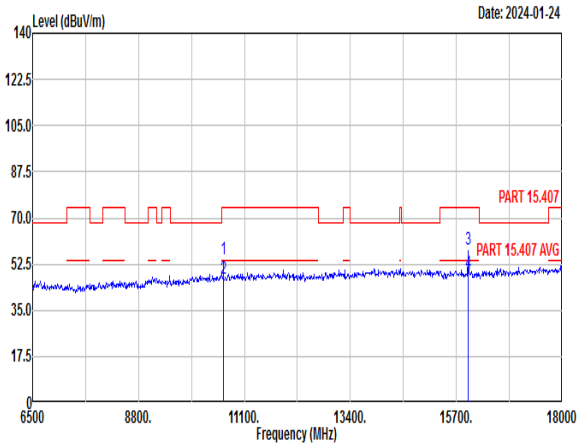 Freq Level Limit Line Over Limit Read Level Ant Factor Cable Loss Preamp Factor APos TPos Remark MHz dBuV/m dBuV/m dB dBuV dB/m dB dB cm deg 1 10640.00 54.45 74.00 -19.55 66.88 38.86 12.26 63.55 287 229 Peak 2 10640.00 46.88 54.00 -7.12 59.31 38.86 12.26 63.55 287 229 Average 3 15960.00 58.00 74.00 -16.00 66.29 41.07 14.77 64.13 205 228 Peak 4 15960.00 49.00 54.00 -5.00 57.29 41.07 14.77 64.13 205 228 Average

Mode	63	
	Band Edge	
	U-NII-2C_5.47-5.725_802.11ac VHT20_CH100_5500MHz	
ANT	CDD 0+1	
Pol.	Horizontal	Fundamental
Peak	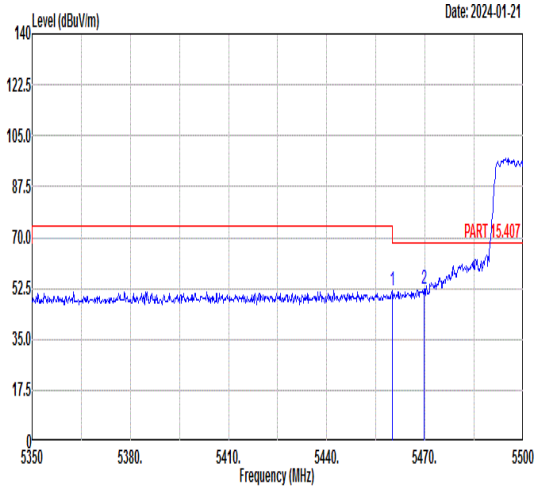 Freq Level Limit Line Margin Read Level Ant Factor Cable Loss Preamp Factor APos TPos Remark MHz dBuV/m dBuV/m dB dBuV dB/m dB dB cm deg 1 5459.95 51.87 74.00 -22.13 38.32 35.92 9.69 32.06 200 96 PEAK 2 5469.70 52.28 68.30 -16.02 38.71 35.92 9.69 32.04 200 96 PEAK	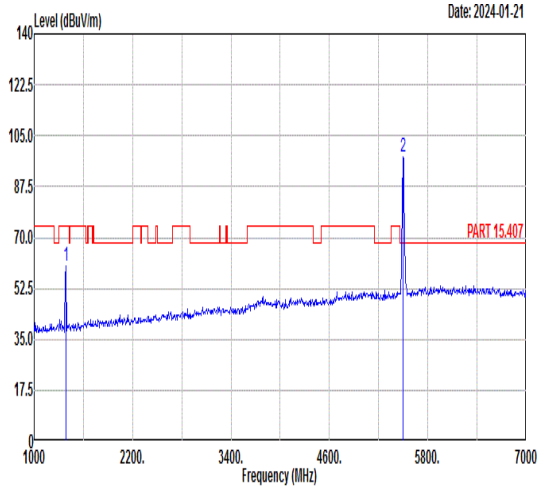 Freq Level Limit Line Margin Read Level Ant Factor Cable Loss Preamp Factor APos TPos Remark MHz dBuV/m dBuV/m dB dBuV dB/m dB dB cm deg 1 1386.00 59.98 74.00 -14.02 60.92 29.42 4.13 34.49 200 96 PEAK 2 5500.00 97.50 ------ ------ 83.91 35.90 9.70 32.01 200 96 PEAK
Avg	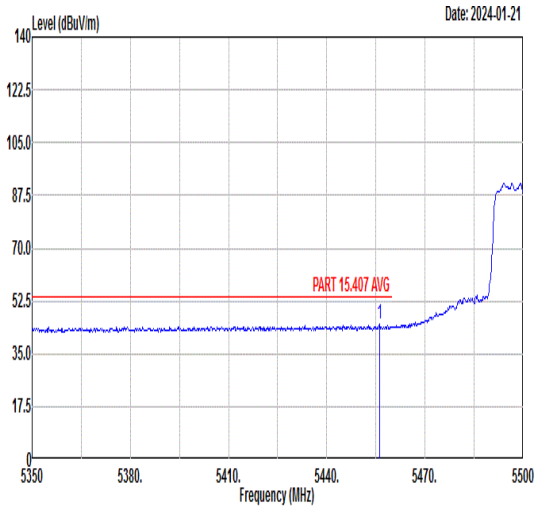 Freq Level Limit Line Margin Read Level Ant Factor Cable Loss Preamp Factor APos TPos Remark MHz dBuV/m dBuV/m dB dBuV dB/m dB dB cm deg 1 5456.20 44.82 54.00 -9.18 31.26 35.93 9.69 32.06 200 96 AVERAGE	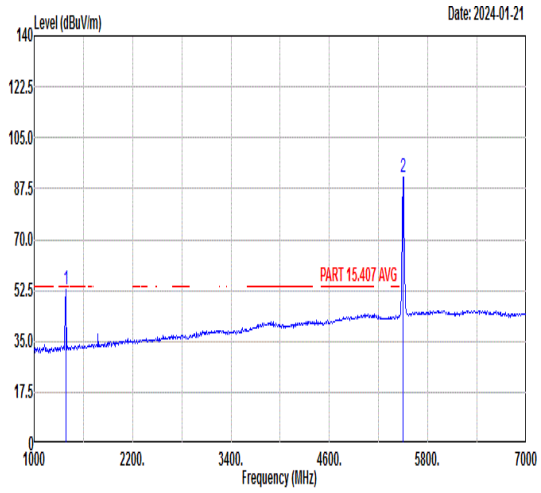 Freq Level Limit Line Margin Read Level Ant Factor Cable Loss Preamp Factor APos TPos Remark MHz dBuV/m dBuV/m dB dBuV dB/m dB dB cm deg 1 1386.00 52.65 54.00 -1.35 53.59 29.42 4.13 34.49 200 96 AVERAGE 2 5500.00 91.42 ------ ------ 77.83 35.90 9.70 32.01 200 96 AVERAGE

Mode	63	
	Band Edge	
	U-NII-2C_5.47-5.725_802.11ac VHT20_CH100_5500MHz	
ANT	CDD 0+1	
Pol.	Vertical	Fundamental
Peak	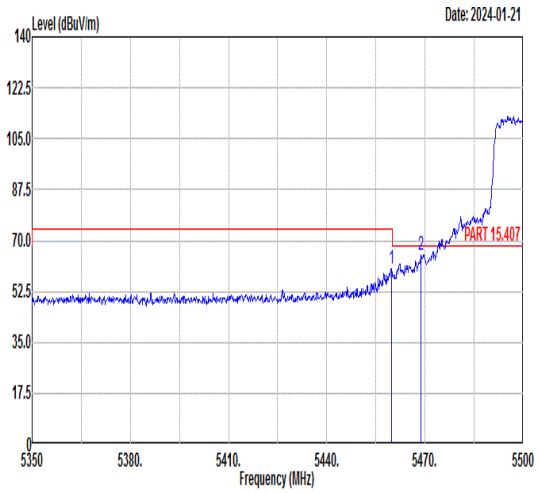 Freq Level Limit Line Margin Read Level Ant Factor Cable Loss Preamp Factor APos TPos Remark MHz dBuV/m dBuV/m dB dBuV dB/m dB dB cm deg 1 5459.80 60.24 74.00 -13.76 46.69 35.92 9.69 32.06 262 0 PEAK 2 5468.65 65.09 68.30 -3.21 51.52 35.92 9.69 32.04 262 0 PEAK	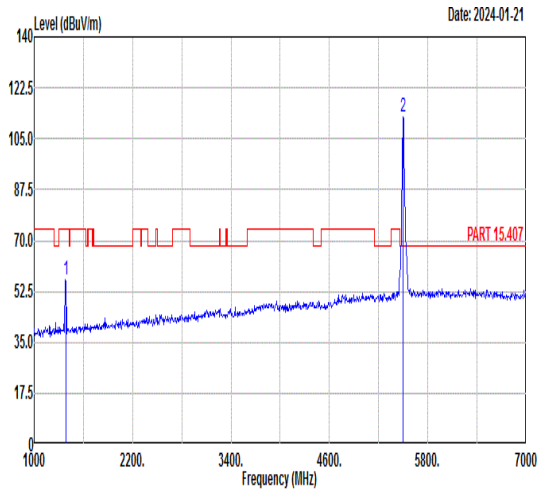 Freq Level Limit Line Margin Read Level Ant Factor Cable Loss Preamp Factor APos TPos Remark MHz dBuV/m dBuV/m dB dBuV dB/m dB dB cm deg 1 1386.00 56.43 74.00 -17.57 57.37 29.42 4.13 34.49 262 0 PEAK 2 5500.00 112.55 ------ ------ 98.96 35.90 9.70 32.01 262 0 PEAK
Avg	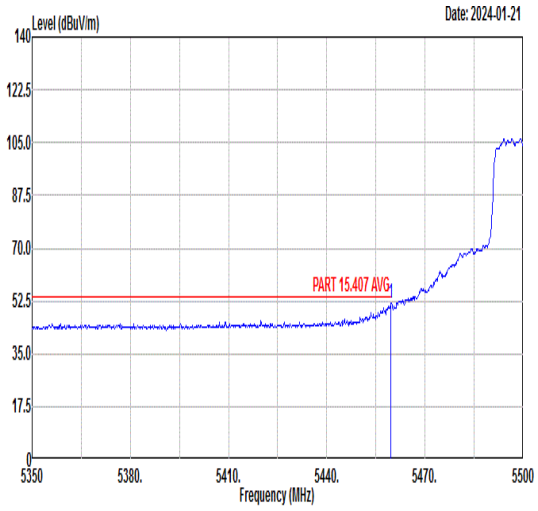 Freq Level Limit Line Margin Read Level Ant Factor Cable Loss Preamp Factor APos TPos Remark MHz dBuV/m dBuV/m dB dBuV dB/m dB dB cm deg 1 5459.65 51.66 54.00 -2.34 38.11 35.92 9.69 32.06 262 0 AVERAGE	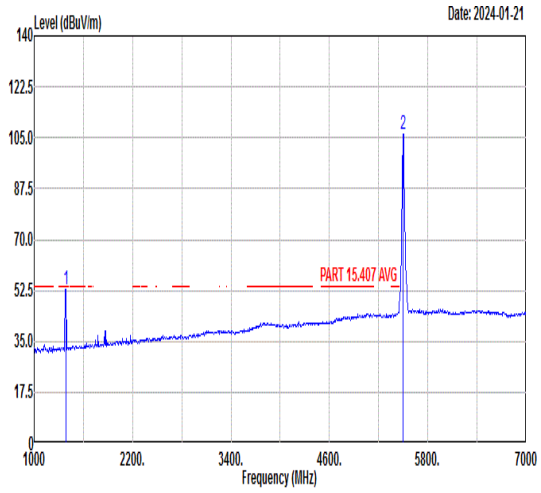 Freq Level Limit Line Margin Read Level Ant Factor Cable Loss Preamp Factor APos TPos Remark MHz dBuV/m dBuV/m dB dBuV dB/m dB dB cm deg 1 1386.00 52.85 54.00 -1.15 53.79 29.42 4.13 34.49 262 0 AVERAGE 2 5500.00 106.28 ------ ------ 92.67 35.91 9.71 32.01 262 0 AVERAGE

Mode	63	
	Harmonic	
	U-NII-2C_5.47-5.725_802.11ac VHT20_CH100_5500MHz	
ANT	CDD 0+1	
Pol.	Horizontal	Vertical
Peak Avg	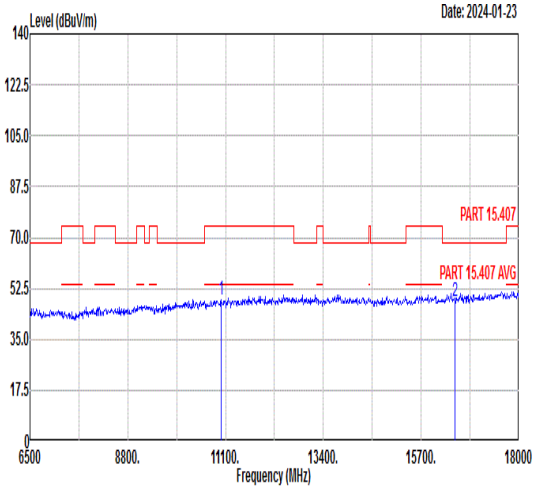 Freq Level Limit Line Margin Read Level Ant Factor Cable Loss Preamp Factor APos TPos Remark MHz dBuV/m dBuV/m dB dBuV dB/m dB dB cm deg 1 11000.00 48.48 74.00 -25.52 60.38 39.00 12.52 63.42 --- --- Peak 2 16500.00 47.96 68.30 -20.34 56.10 41.35 15.17 64.66 --- --- Peak	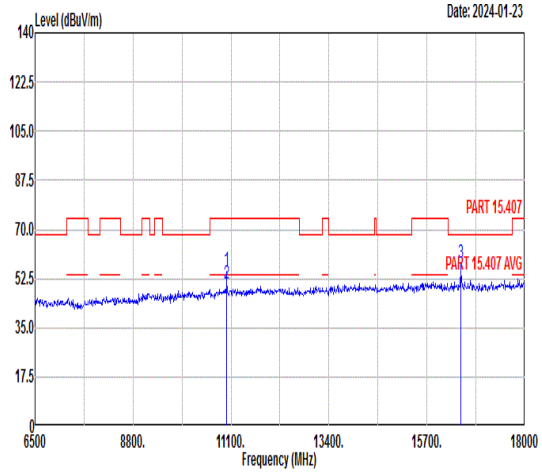 Freq Level Limit Line Margin Read Level Ant Factor Cable Loss Preamp Factor APos TPos Remark MHz dBuV/m dBuV/m dB dBuV dB/m dB dB cm deg 1 11000.00 55.65 74.00 -18.35 67.55 39.00 12.52 63.42 280 226 Peak 2 11000.00 50.88 54.00 -3.12 62.78 39.00 12.52 63.42 280 226 Average 3 16500.00 58.20 68.30 -10.10 66.34 41.35 15.17 64.66 288 313 Peak

Mode	64	
	Harmonic	
	U-NII-2C_5.47-5.725_802.11ac VHT20_CH116_5580MHz	
ANT	CDD 0+1	
Pol.	Horizontal	Vertical
Peak Avg	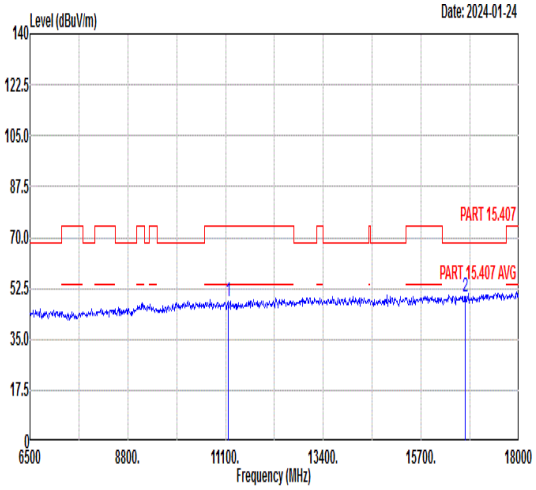 Freq Level Limit Line Margin Read Level Ant Factor Cable Loss Preamp Factor APos TPos Remark MHz dBuV/m dBuV/m dB dBuV dB/m dB dB cm deg 1 11160.00 48.19 74.00 -25.81 59.92 39.06 12.64 63.43 --- --- Peak 2 16740.00 49.62 68.30 -18.68 57.71 41.47 15.35 64.91 --- --- Peak	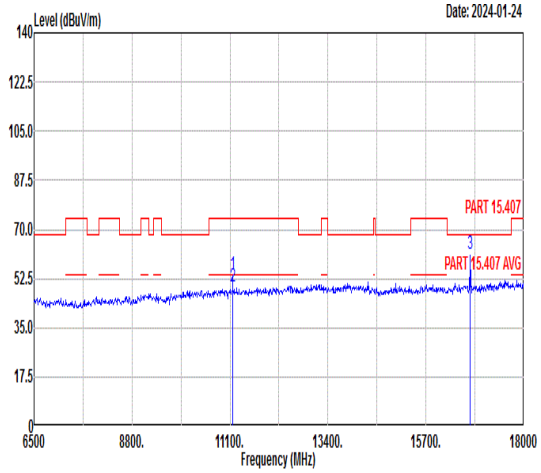 Freq Level Limit Line Margin Read Level Ant Factor Cable Loss Preamp Factor APos TPos Remark MHz dBuV/m dBuV/m dB dBuV dB/m dB dB cm deg 1 11160.00 53.72 74.00 -20.28 65.45 39.06 12.64 63.43 284 226 Peak 2 11160.00 49.58 54.00 -4.42 61.31 39.06 12.64 63.43 284 226 Average 3 16740.00 61.21 68.30 -7.09 69.30 41.47 15.35 64.91 282 346 Peak

Mode	65	
	Band Edge - L	
	U-NII-2C_5.47-5.725_802.11ac VHT20_CH140_5700MHz	
ANT	CDD 0+1	
Pol.	Horizontal	Fundamental
Peak	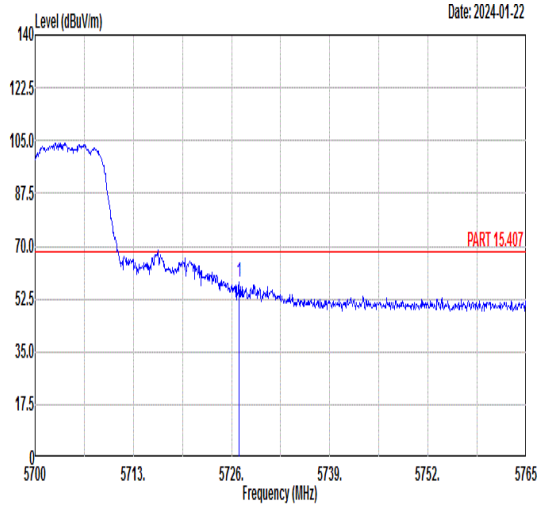 Freq Level Limit Line Margin Read Level Ant Factor Cable Loss Preamp Factor APos TPos Remark MHz dBuV/m dBuV/m dB dBuV dB/m dB dB cm deg 1 5726.98 58.12 68.30 -10.18 44.11 36.22 10.02 32.23 100 109 PEAK	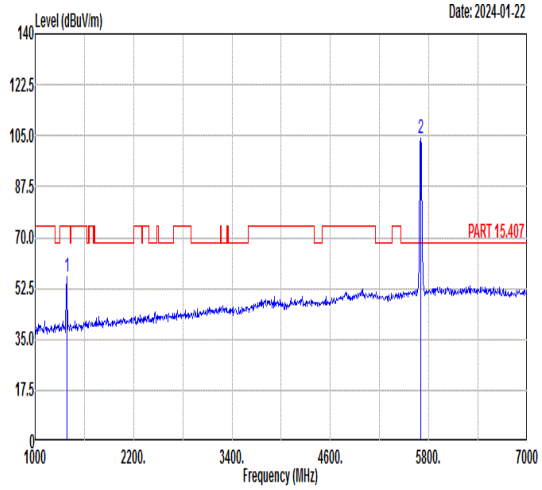 Freq Level Limit Line Margin Read Level Ant Factor Cable Loss Preamp Factor APos TPos Remark MHz dBuV/m dBuV/m dB dBuV dB/m dB dB cm deg 1 1386.00 56.52 74.00 -17.48 57.46 29.42 4.13 34.49 100 109 PEAK 2 5700.00 104.15 ------ ------ 90.19 36.19 9.97 32.20 100 109 PEAK
Avg	Blank	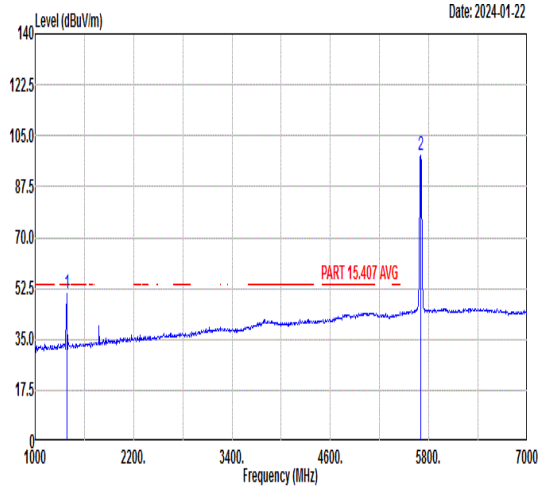 Freq Level Limit Line Margin Read Level Ant Factor Cable Loss Preamp Factor APos TPos Remark MHz dBuV/m dBuV/m dB dBuV dB/m dB dB cm deg 1 1386.00 50.90 54.00 -3.10 51.84 29.42 4.13 34.49 100 109 AVERAGE 2 5700.00 98.03 ------ ------ 84.09 36.18 9.96 32.20 100 109 AVERAGE

Mode	65	
	Band Edge - L	
	U-NII-2C_5.47-5.725_802.11ac VHT20_CH140_5700MHz	
ANT	CDD 0+1	
Pol.	Vertical	Fundamental
Peak	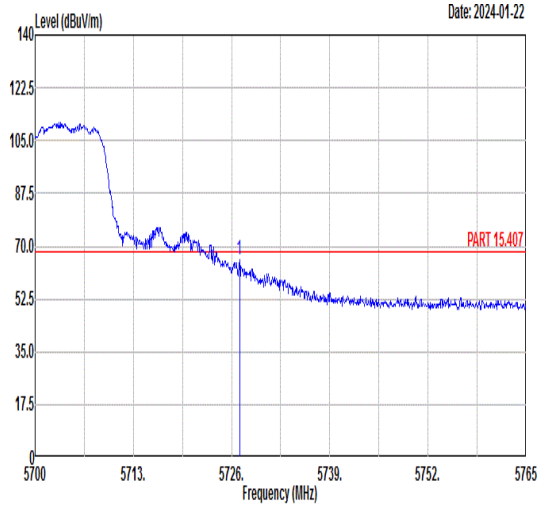 Freq Level Limit Line Margin Read Level Ant Factor Cable Loss Preamp Factor APos TPos Remark MHz dBuV/m dBuV/m dB dBuV dB/m dB dB cm deg 1 5727.04 65.41 68.30 -2.89 51.40 36.22 10.02 32.23 300 98 PEAK	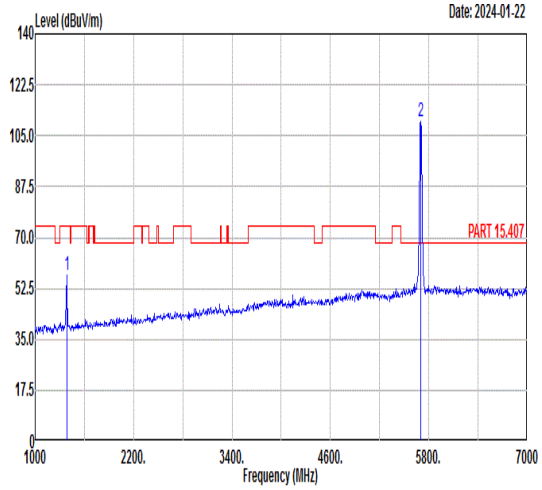 Freq Level Limit Line Margin Read Level Ant Factor Cable Loss Preamp Factor APos TPos Remark MHz dBuV/m dBuV/m dB dBuV dB/m dB dB cm deg 1 1386.00 57.16 74.00 -16.84 58.10 29.42 4.13 34.49 300 98 PEAK 2 5700.00 109.82 ------ ------ 95.86 36.19 9.97 32.20 300 98 PEAK
Avg	Blank	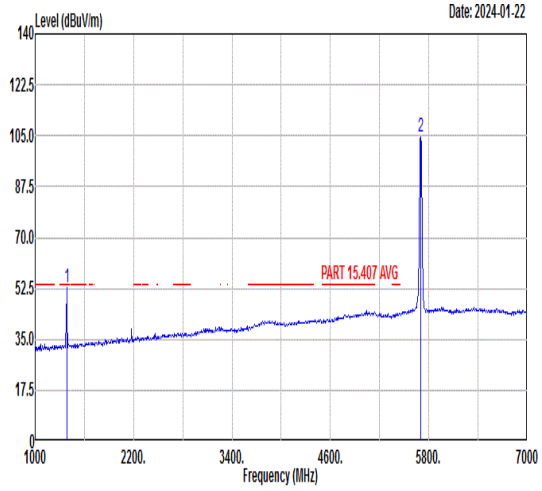 Freq Level Limit Line Margin Read Level Ant Factor Cable Loss Preamp Factor APos TPos Remark MHz dBuV/m dBuV/m dB dBuV dB/m dB dB cm deg 1 1386.00 52.59 54.00 -1.41 53.53 29.42 4.13 34.49 300 98 AVERAGE 2 5700.00 104.42 ------ ------ 90.48 36.18 9.96 32.20 300 98 AVERAGE

Mode	65	
	Harmonic	
	U-NII-2C_5.47-5.725_802.11ac VHT20_CH140_5700MHz	
ANT	CDD 0+1	
Pol.	Horizontal	Vertical
Peak Avg	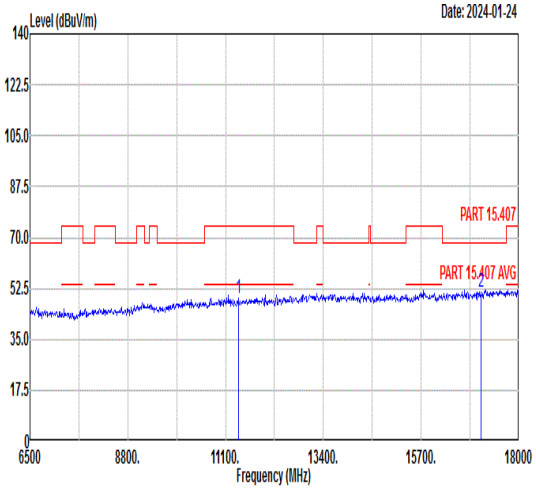 Freq Level Limit Line Margin Read Level Ant Factor Cable Loss Preamp Factor APos TPos Remark MHz dBuV/m dBuV/m dB dBuV dB/m dB dB cm deg 1 11400.00 49.26 74.00 -24.74 60.73 39.16 12.81 63.44 --- --- Peak 2 17100.00 51.17 68.30 -17.13 59.07 41.71 15.62 65.23 --- --- Peak	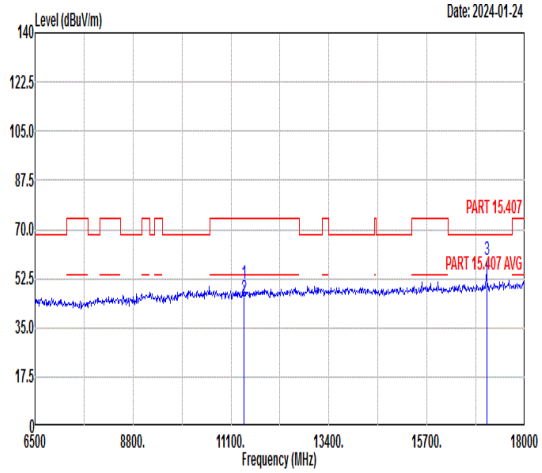 Freq Level Limit Line Margin Read Level Ant Factor Cable Loss Preamp Factor APos TPos Remark MHz dBuV/m dBuV/m dB dBuV dB/m dB dB cm deg 1 11400.00 50.83 74.00 -23.17 62.30 39.16 12.81 63.44 272 223 Peak 2 11400.00 45.30 54.00 -8.70 56.77 39.16 12.81 63.44 272 223 Average 3 17100.00 59.15 68.30 -9.15 67.05 41.71 15.62 65.23 292 355 Peak

Mode	66
	Band Edge - L
	U-NII-1_5.15-5.25_802.11ac VHT40_CH38_5190MHz
ANT	CDD 0+1

Pol.	Horizontal	Fundamental
Peak	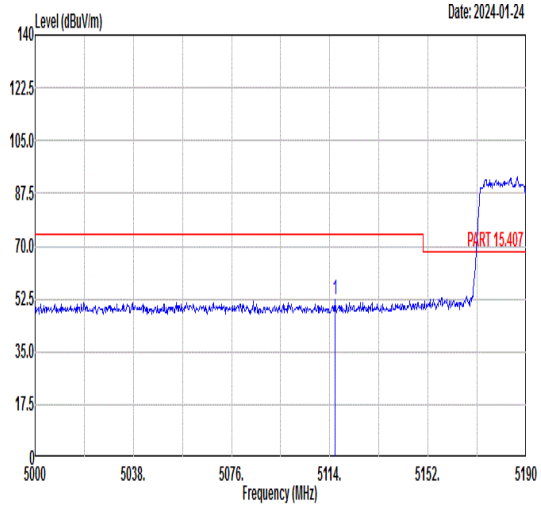 Freq Level Limit Line Margin Read Level Ant Factor Cable Loss Preamp Factor APos TPos Remark MHz dBuV/m dBuV/m dB dBuV dB/m dB dB cm deg 1 5115.90 52.08 74.00 -21.92 40.16 36.13 8.47 32.68 300 180 PEAK	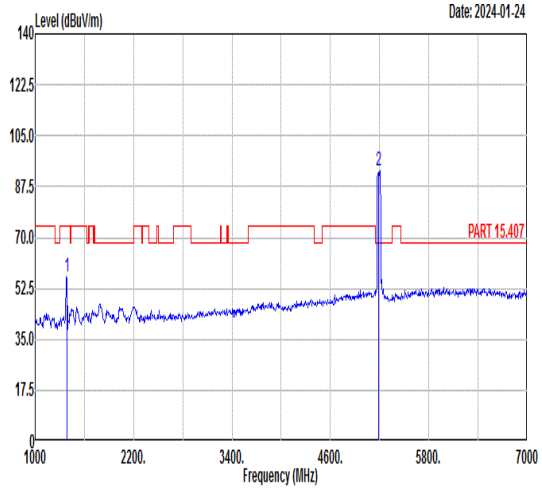 Freq Level Limit Line Margin Read Level Ant Factor Cable Loss Preamp Factor APos TPos Remark MHz dBuV/m dBuV/m dB dBuV dB/m dB dB cm deg 1 1386.00 56.41 74.00 -17.59 57.79 29.42 4.13 34.93 300 180 PEAK 2 5190.00 92.87 ------ ------ 80.81 36.08 8.64 32.66 300 180 PEAK
Avg	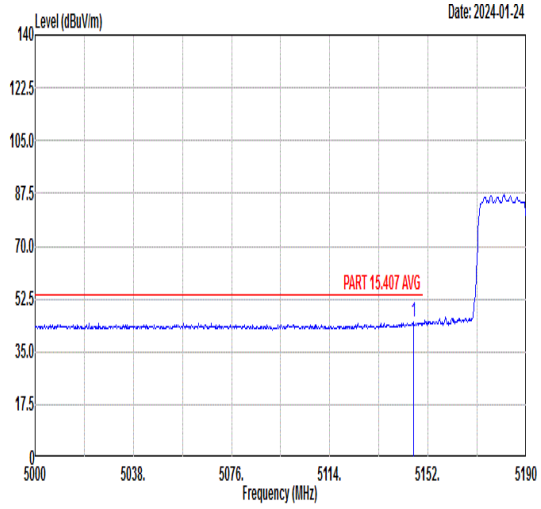 Freq Level Limit Line Margin Read Level Ant Factor Cable Loss Preamp Factor APos TPos Remark MHz dBuV/m dBuV/m dB dBuV dB/m dB dB cm deg 1 5146.30 44.74 54.00 -9.26 32.77 36.11 8.53 32.67 300 180 AVERAGE	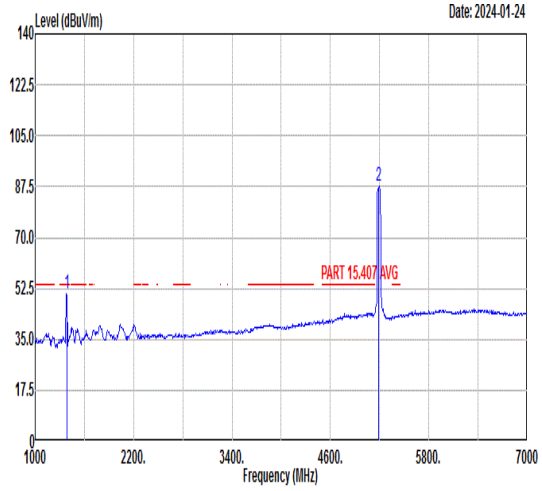 Freq Level Limit Line Margin Read Level Ant Factor Cable Loss Preamp Factor APos TPos Remark MHz dBuV/m dBuV/m dB dBuV dB/m dB dB cm deg 1 1386.00 50.51 54.00 -3.49 51.89 29.42 4.13 34.93 300 180 AVERAGE 2 5190.00 87.83 ------ ------ 75.78 36.08 8.63 32.66 300 180 AVERAGE

Mode	66	
	Band Edge - R	
	U-NII-1_5.15-5.25_802.11ac VHT40_CH38_5190MHz	
ANT	CDD 0+1	
Pol.	Horizontal	Fundamental
Peak	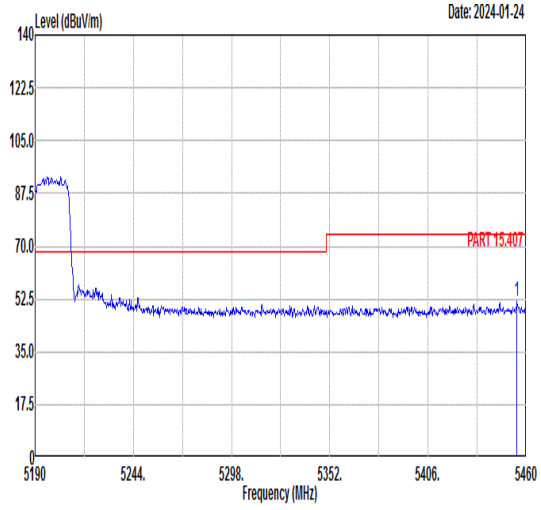 Freq Level Limit Line Margin Read Level Ant Factor Cable Loss Preamp Factor APos TPos Remark MHz dBuV/m dBuV/m dB dBuV dB/m dB dB cm deg 1 5454.87 51.85 74.00 -22.15 38.85 35.93 9.68 32.61 300 180 PEAK	Blank
Avg	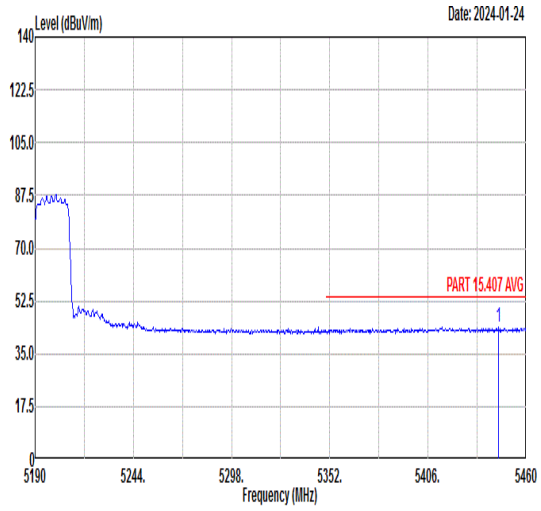 Freq Level Limit Line Margin Read Level Ant Factor Cable Loss Preamp Factor APos TPos Remark MHz dBuV/m dBuV/m dB dBuV dB/m dB dB cm deg 1 5444.88 43.79 54.00 -10.21 30.79 35.93 9.68 32.61 300 180 AVERAGE	Blank

Mode	66
	Band Edge - L
	U-NII-1_5.15-5.25_802.11ac VHT40_CH38_5190MHz
ANT	CDD 0+1

Pol.	Vertical	Fundamental
Peak	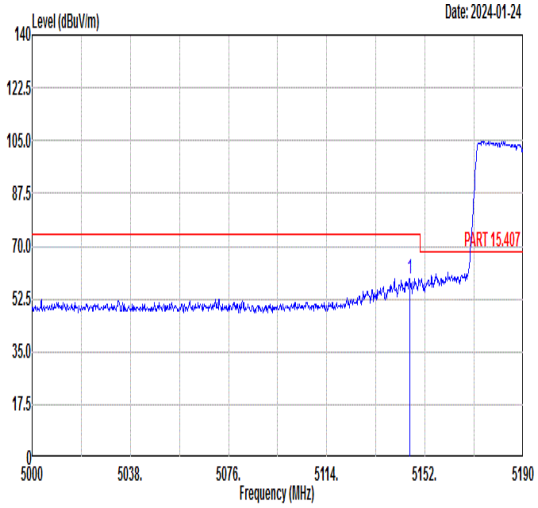 Freq Level Limit Line Margin Read Level Ant Factor Cable Loss Preamp Factor APos TPos Remark MHz dBuV/m dBuV/m dB dBuV dB/m dB dB cm deg 1 5146.11 59.29 74.00 -14.71 47.32 36.11 8.53 32.67 286 0 PEAK	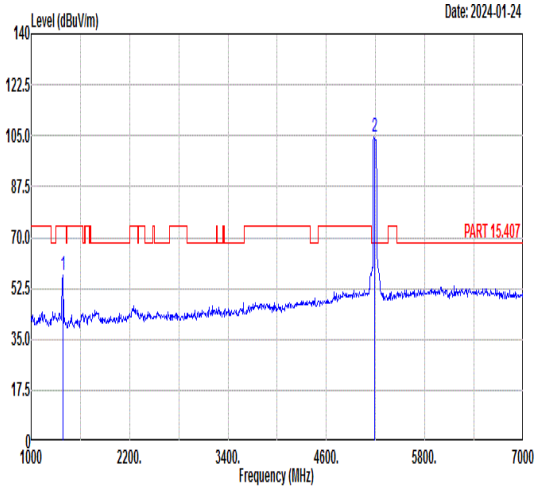 Freq Level Limit Line Margin Read Level Ant Factor Cable Loss Preamp Factor APos TPos Remark MHz dBuV/m dBuV/m dB dBuV dB/m dB dB cm deg 1 1386.00 56.79 74.00 -17.21 58.17 29.42 4.13 34.93 286 0 PEAK 2 5190.00 104.40 ------ ------ 92.39 36.09 8.58 32.66 286 0 PEAK
Avg	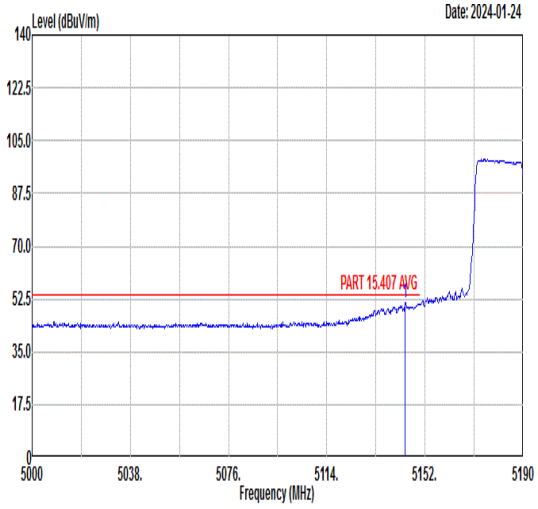 Freq Level Limit Line Margin Read Level Ant Factor Cable Loss Preamp Factor APos TPos Remark MHz dBuV/m dBuV/m dB dBuV dB/m dB dB cm deg 1 5144.40 51.24 54.00 -2.76 39.27 36.11 8.53 32.67 286 0 AVERAGE	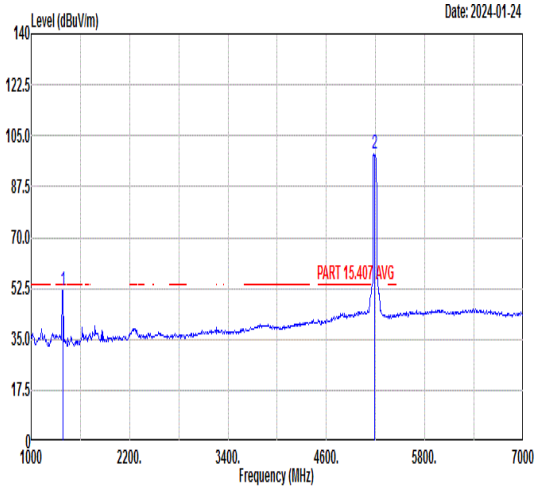 Freq Level Limit Line Margin Read Level Ant Factor Cable Loss Preamp Factor APos TPos Remark MHz dBuV/m dBuV/m dB dBuV dB/m dB dB cm deg 1 1386.00 52.01 54.00 -1.99 53.39 29.42 4.13 34.93 286 0 AVERAGE 2 5190.00 98.83 ------ ------ 86.82 36.09 8.58 32.66 286 0 AVERAGE

Mode	66	
	Band Edge - R	
	U-NII-1_5.15-5.25_802.11ac VHT40_CH38_5190MHz	
ANT	CDD 0+1	
Pol.	Vertical	Fundamental
Peak	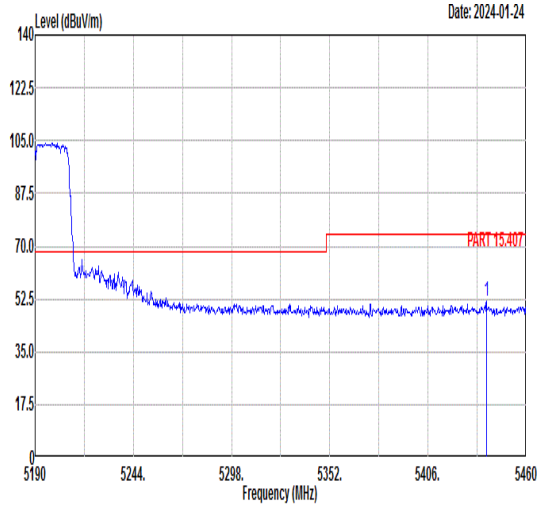 Freq Level Limit Line Margin Read Level Ant Factor Cable Loss Preamp Factor APos TPos Remark MHz dBuV/m dBuV/m dB dBuV dB/m dB dB cm deg 1 5438.13 51.85 74.00 -22.15 38.84 35.94 9.68 32.61 286 0 PEAK	Blank
Avg	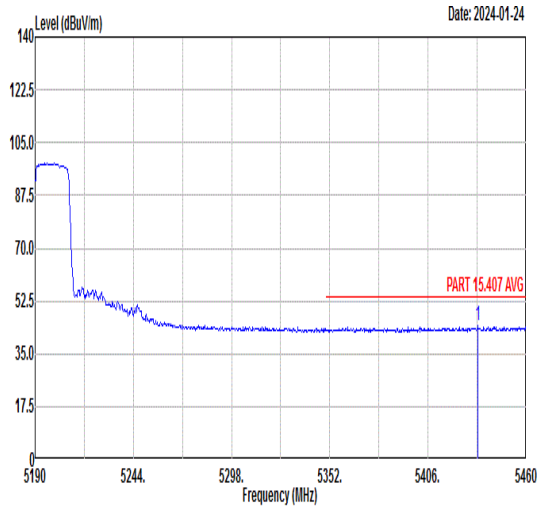 Freq Level Limit Line Margin Read Level Ant Factor Cable Loss Preamp Factor APos TPos Remark MHz dBuV/m dBuV/m dB dBuV dB/m dB dB cm deg 1 5433.54 44.20 54.00 -9.80 31.20 35.94 9.67 32.61 286 0 AVERAGE	Blank

Mode	66	
	Harmonic	
	U-NII-1_5.15-5.25_802.11ac VHT40_CH38_5190MHz	
ANT	CDD 0+1	
Pol.	Horizontal	Vertical
Peak Avg	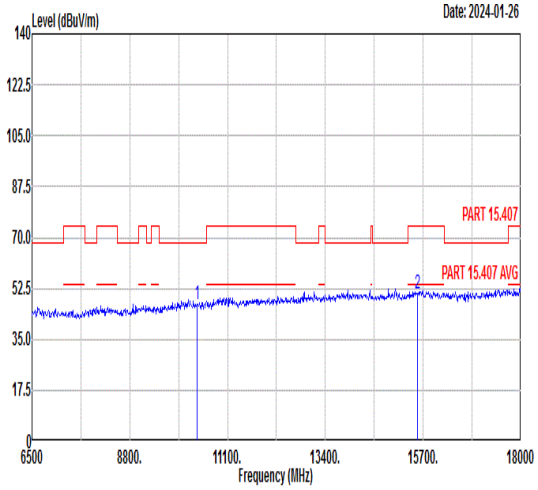 Freq Level Limit Line Margin Read Level Ant Factor Cable Loss Preamp Factor APos TPos Remark MHz dBuV/m dBuV/m dB dBuV dB/m dB dB cm deg 1 10380.00 47.12 68.30 -21.18 59.94 38.75 12.08 63.65 --- --- Peak 2 15570.00 50.53 74.00 -23.47 59.17 40.76 14.60 64.00 --- --- Peak	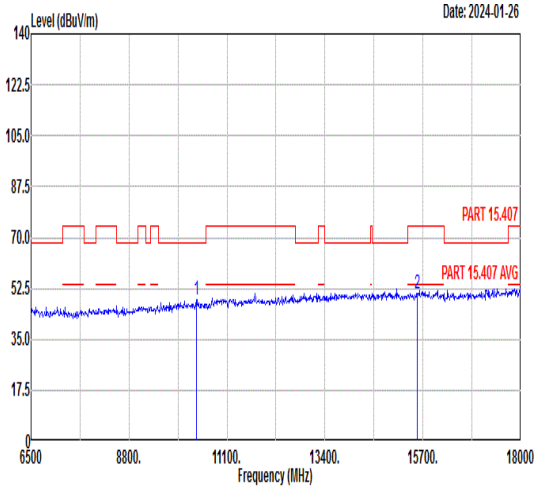 Freq Level Limit Line Margin Read Level Ant Factor Cable Loss Preamp Factor APos TPos Remark MHz dBuV/m dBuV/m dB dBuV dB/m dB dB cm deg 1 10380.00 48.52 68.30 -19.78 61.34 38.75 12.08 63.65 --- --- Peak 2 15570.00 50.61 74.00 -23.39 59.25 40.76 14.60 64.00 --- --- Peak

Mode	67	
	Harmonic	
	U-NII-1_5.15-5.25_802.11ac VHT40_CH46_5230MHz	
ANT	CDD 0+1	
Pol.	Horizontal	Vertical
Peak Avg	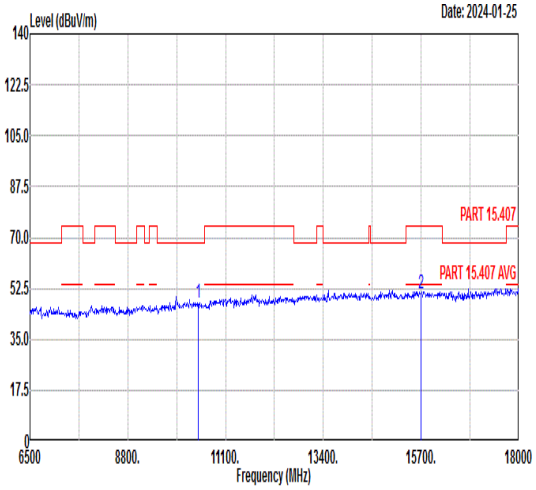 Freq Level Limit Line Margin Read Level Ant Factor Cable Loss Preamp Factor APos TPos Remark MHz dBuV/m dBuV/m dB dBuV dB/m dB dB cm deg 1 10460.00 47.53 68.30 -20.77 60.24 38.78 12.13 63.62 --- --- Peak 2 15690.00 50.62 74.00 -23.38 59.16 40.85 14.65 64.04 --- --- Peak	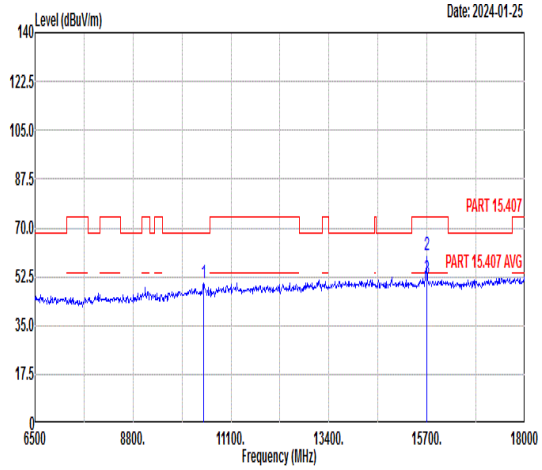 Freq Level Limit Line Margin Read Level Ant Factor Cable Loss Preamp Factor APos TPos Remark MHz dBuV/m dBuV/m dB dBuV dB/m dB dB cm deg 1 10460.00 50.26 68.30 -18.04 62.97 38.78 12.13 63.62 --- --- Peak 2 15690.00 60.02 74.00 -13.98 68.56 40.85 14.65 64.04 255 50 Peak 3 15690.00 51.96 54.00 -2.04 60.50 40.85 14.65 64.04 255 50 Average

Mode	68	
	Harmonic	
	U-NII-2A_5.25-5.35_802.11ac VHT40_CH54_5270MHz	
ANT	CDD 0+1	
Pol.	Horizontal	Vertical
Peak Avg	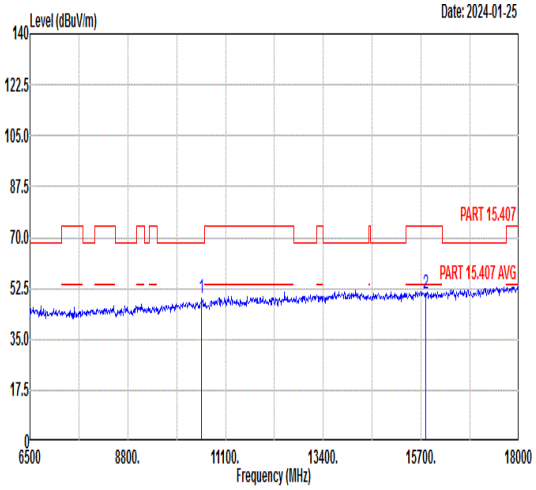 Freq Level Limit Line Margin Read Level Ant Factor Cable Loss Preamp Factor APos TPos Remark MHz dBuV/m dBuV/m dB dBuV dB/m dB dB cm deg 1 10540.00 49.30 68.30 -19.00 61.88 38.82 12.19 63.59 --- --- Peak 2 15810.00 50.61 74.00 -23.39 59.03 40.95 14.71 64.08 --- --- Peak	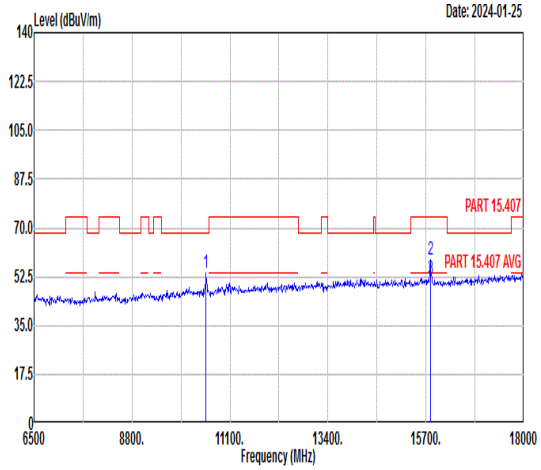 Freq Level Limit Line Margin Read Level Ant Factor Cable Loss Preamp Factor APos TPos Remark MHz dBuV/m dBuV/m dB dBuV dB/m dB dB cm deg 1 10540.00 53.83 68.30 -14.47 66.41 38.82 12.19 63.59 --- --- Peak 2 15810.00 58.80 74.00 -15.20 67.22 40.95 14.71 64.08 232 31 Peak 3 15810.00 51.63 54.00 -2.37 60.05 40.95 14.71 64.08 232 31 Average

Mode	69
	Band Edge - L
	U-NII-2A_5.25-5.35_802.11ac VHT40_CH62_5310MHz
ANT	CDD 0+1

Pol.	Horizontal	Fundamental
Peak	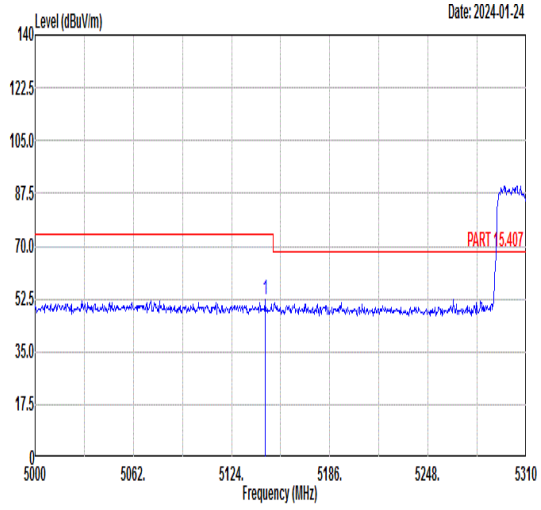 Freq Level Limit Line Margin Read Level Ant Factor Cable Loss Preamp Factor APos TPos Remark MHz dBuV/m dBuV/m dB dBuV dB/m dB dB cm deg 1 5145.08 52.22 74.00 -21.78 40.25 36.11 8.53 32.67 100 165 PEAK	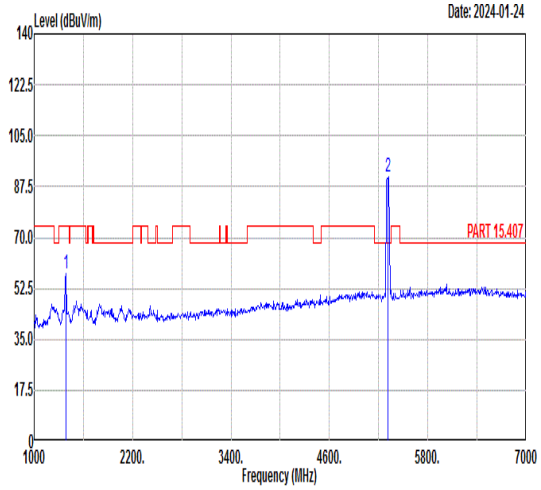 Freq Level Limit Line Margin Read Level Ant Factor Cable Loss Preamp Factor APos TPos Remark MHz dBuV/m dBuV/m dB dBuV dB/m dB dB cm deg 1 1386.00 57.55 68.30 -10.75 58.93 29.42 4.13 34.93 100 165 PEAK 2 5310.00 91.05 ------ ------ 78.44 36.00 9.24 32.63 100 165 PEAK
Avg	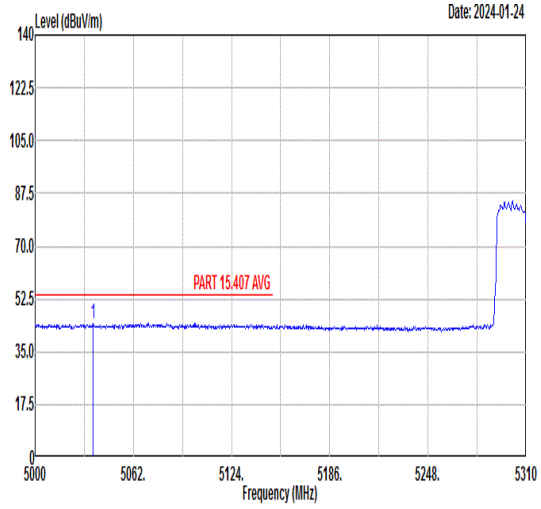 Freq Level Limit Line Margin Read Level Ant Factor Cable Loss Preamp Factor APos TPos Remark MHz dBuV/m dBuV/m dB dBuV dB/m dB dB cm deg 1 5036.58 44.22 54.00 -9.78 32.40 36.18 8.33 32.69 100 165 AVERAGE	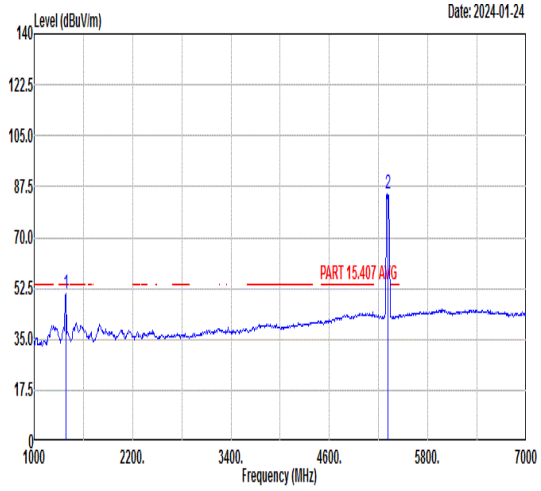 Freq Level Limit Line Margin Read Level Ant Factor Cable Loss Preamp Factor APos TPos Remark MHz dBuV/m dBuV/m dB dBuV dB/m dB dB cm deg 1 1386.00 50.77 54.00 -3.23 52.15 29.42 4.13 34.93 100 165 AVERAGE 2 5310.00 84.80 ------ ------ 72.30 36.02 9.12 32.64 100 165 AVERAGE

Mode	69	
	Band Edge - R	
	U-NII-2A_5.25-5.35_802.11ac VHT40_CH62_5310MHz	
ANT	CDD 0+1	
Pol.	Horizontal	Fundamental
Peak	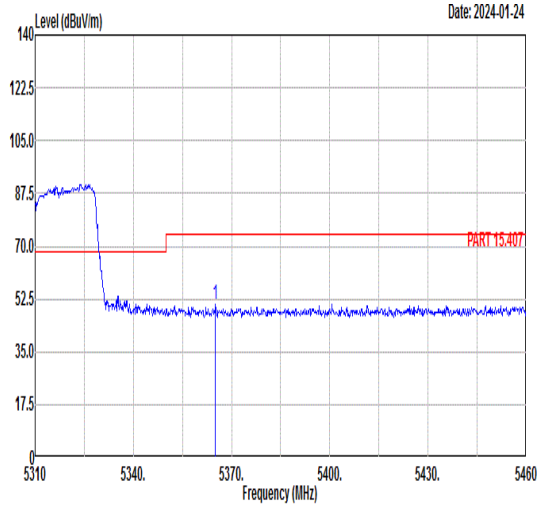 Freq Level Limit Line Margin Read Level Ant Factor Cable Loss Preamp Factor APos TPos Remark MHz dBuV/m dBuV/m dB dBuV dB/m dB dB cm deg 1 5365.05 50.86 74.00 -23.14 38.07 35.98 9.44 32.63 100 165 PEAK	Blank
Avg	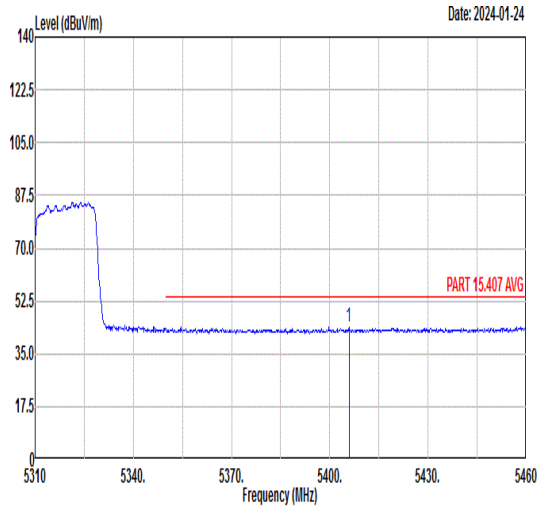 Freq Level Limit Line Margin Read Level Ant Factor Cable Loss Preamp Factor APos TPos Remark MHz dBuV/m dBuV/m dB dBuV dB/m dB dB cm deg 1 5405.85 44.03 54.00 -9.97 31.04 35.96 9.65 32.62 100 165 AVERAGE	Blank

Mode	69
	Band Edge - L
	U-NII-2A_5.25-5.35_802.11ac VHT40_CH62_5310MHz
ANT	CDD 0+1

Pol.	Vertical	Fundamental
Peak	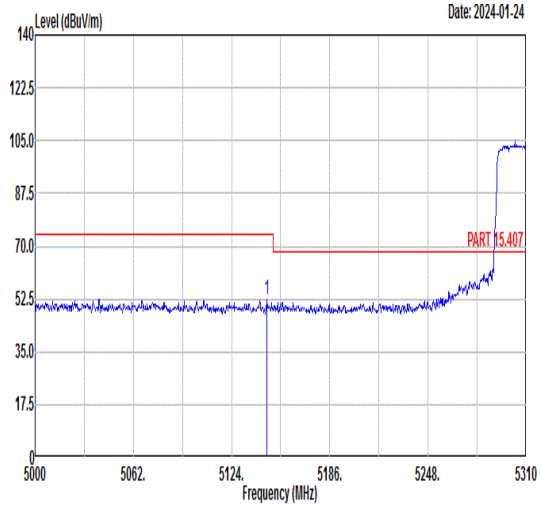 Freq Level Limit Line Margin Read Level Ant Factor Cable Loss Preamp Factor APos TPos Remark MHz dBuV/m dBuV/m dB dBuV dB/m dB dB cm deg 1 5146.32 52.27 74.00 -21.73 40.30 36.11 8.53 32.67 268 0 PEAK	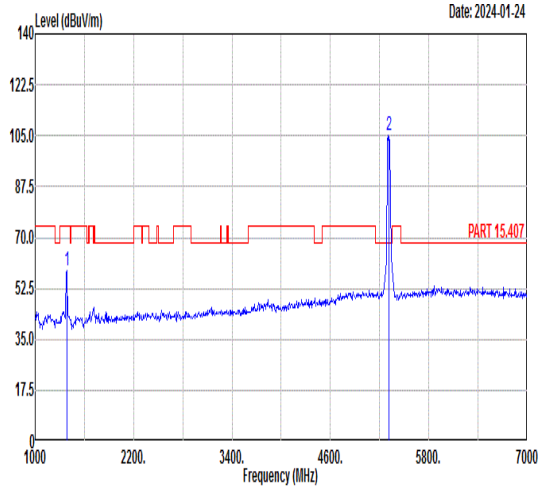 Freq Level Limit Line Margin Read Level Ant Factor Cable Loss Preamp Factor APos TPos Remark MHz dBuV/m dBuV/m dB dBuV dB/m dB dB cm deg 1 1386.00 58.42 68.30 -9.88 59.80 29.42 4.13 34.93 268 0 PEAK 2 5310.00 104.98 ------ ------ 92.48 36.02 9.12 32.64 268 0 PEAK
Avg	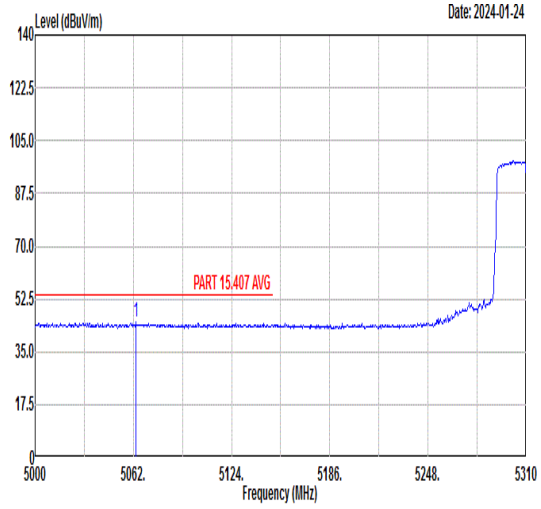 Freq Level Limit Line Margin Read Level Ant Factor Cable Loss Preamp Factor APos TPos Remark MHz dBuV/m dBuV/m dB dBuV dB/m dB dB cm deg 1 5063.55 44.77 54.00 -9.23 32.92 36.16 8.38 32.69 268 0 AVERAGE	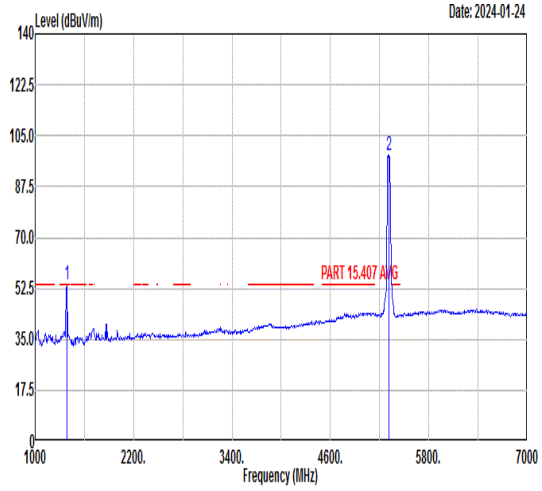 Freq Level Limit Line Margin Read Level Ant Factor Cable Loss Preamp Factor APos TPos Remark MHz dBuV/m dBuV/m dB dBuV dB/m dB dB cm deg 1 1386.00 53.76 54.00 -0.24 55.14 29.42 4.13 34.93 268 0 AVERAGE 2 5310.00 98.15 ------ ------ 85.65 36.02 9.12 32.64 268 0 AVERAGE

Mode	69	
	Band Edge - R	
	U-NII-2A_5.25-5.35_802.11ac VHT40_CH62_5310MHz	
ANT	CDD 0+1	
Pol.	Vertical	Fundamental
Peak	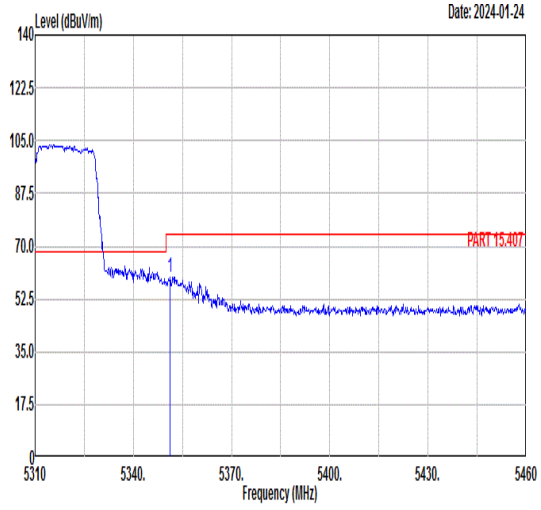 Freq Level Limit Line Margin Read Level Ant Factor Cable Loss Preamp Factor APos TPos Remark MHz dBuV/m dBuV/m dB dBuV dB/m dB dB cm deg 1 5351.25 59.67 74.00 -14.33 46.94 35.99 9.37 32.63 268 0 PEAK	Blank
Avg	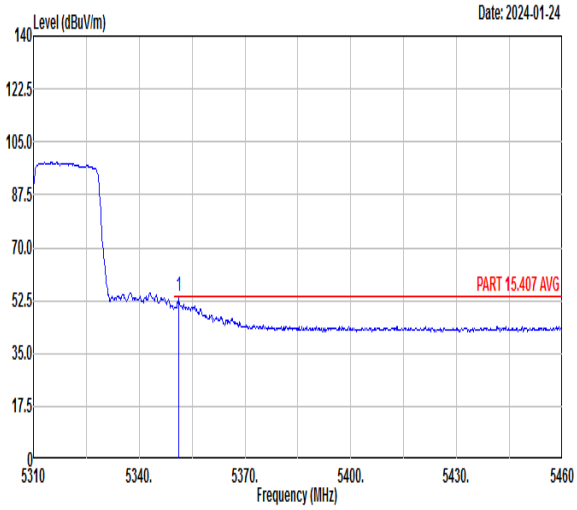 Freq Level Limit Line Over Limit Read Level Ant Factor Cable Loss Preamp Factor APos TPos Remark MHz dBuV/m dBuV/m dB dBuV dB/m dB dB cm deg 1 5351.10 53.79 54.00 -0.21 41.06 35.99 9.37 32.63 268 0 AVERAGE	Blank

Mode	69	
	Harmonic	
	U-NII-2A_5.25-5.35_802.11ac VHT40_CH62_5310MHz	
ANT	CDD 0+1	
Pol.	Horizontal	Vertical
Peak Avg	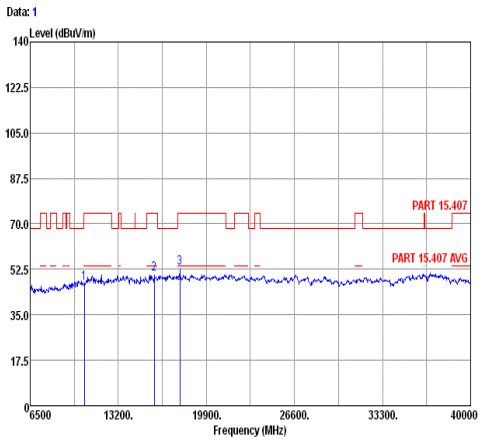 Freq Level Over Limit Limit Line ReadAntenna Level Cable Loss Preamp Factor A/Pos T/Pos Remark MHz dBuV/m dB dBuV/m dBuV dB/m dB dB cm deg 1 10620.00 47.10 -26.90 74.00 59.55 38.85 12.26 63.56 --- --- Peak 2 15930.00 50.64 -23.36 74.00 58.96 41.04 14.76 64.12 --- --- Peak 3 * 17890.00 53.16 -20.84 74.00 60.01 42.58 16.21 65.64 255 136 Peak 4 17890.00 46.51 -7.49 54.00 53.36 42.58 16.21 65.64 255 136 Average	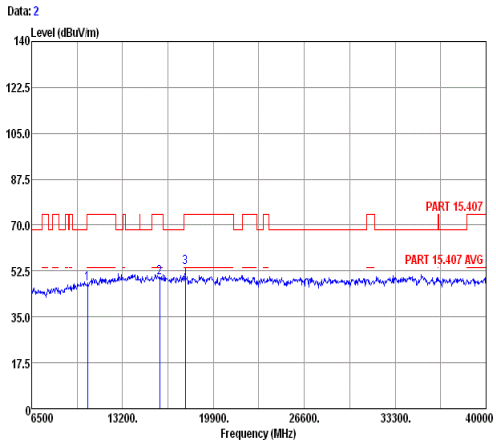 Freq Level Over Limit Limit Line ReadAntenna Level Cable Loss Preamp Factor A/Pos T/Pos Remark MHz dBuV/m dB dBuV/m dBuV dB/m dB dB cm deg 1 10620.00 47.53 -26.47 74.00 59.98 38.85 12.26 63.56 --- --- Peak 2 15930.00 49.90 -24.10 74.00 58.22 41.04 14.76 64.12 --- --- Peak 3 * 17823.00 53.96 -20.04 74.00 60.91 42.51 16.15 65.61 --- --- Peak 4 17823.00 47.38 -6.62 54.00 54.33 42.51 16.15 65.61 --- --- Average

Note: Only the worst case has assessed 18G ~40GHz to test.

Mode	70
	Band Edge - L
	U-NII-2C_5.47-5.725_802.11ac VHT40_CH102_5510MHz
ANT	CDD 0+1

Pol.	Horizontal	Fundamental
Peak	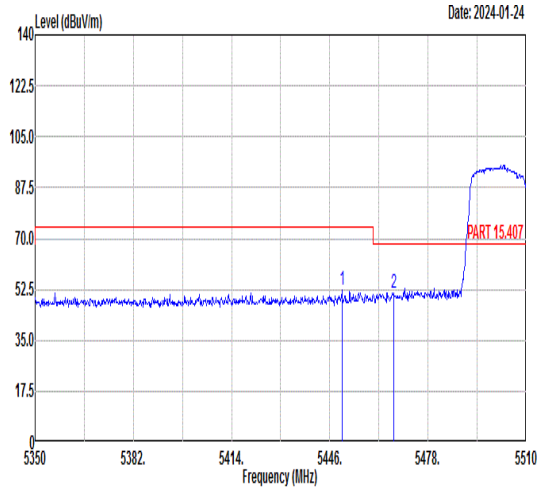 Freq Level Limit Line Margin Read Level Ant Factor Cable Loss Preamp Factor APos TPos Remark 1 5450.00 52.05 74.00 -21.95 39.05 35.93 9.68 32.61 393 0 PEAK 2 5466.96 51.49 68.30 -16.81 38.49 35.92 9.69 32.61 393 0 PEAK	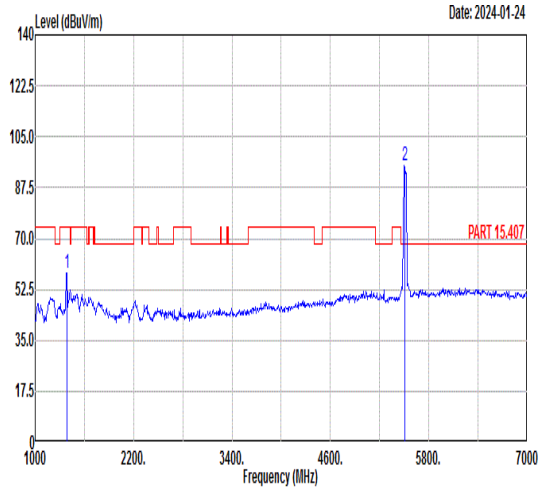 Freq Level Limit Line Margin Read Level Ant Factor Cable Loss Preamp Factor APos TPos Remark 1 1386.00 58.24 74.00 -15.76 59.62 29.42 4.13 34.93 393 0 PEAK 2 5510.00 95.14 ------ ------ 82.13 35.90 9.71 32.60 393 0 PEAK
Avg	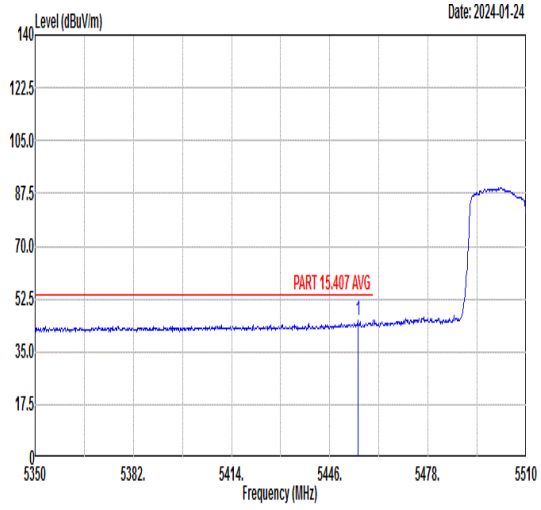 Freq Level Limit Line Margin Read Level Ant Factor Cable Loss Preamp Factor APos TPos Remark 1 5455.12 45.33 54.00 -8.67 32.33 35.93 9.68 32.61 393 0 AVERAGE	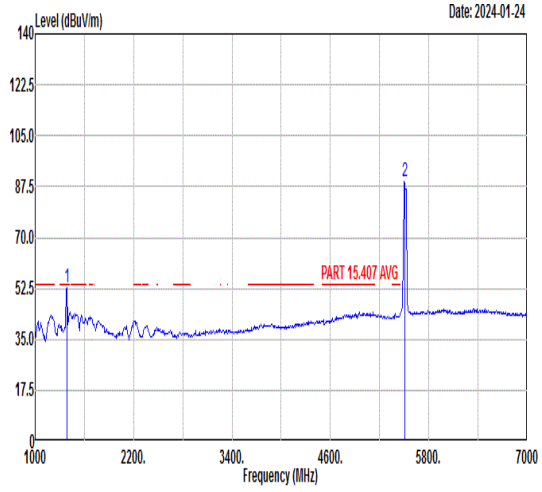 Freq Level Limit Line Margin Read Level Ant Factor Cable Loss Preamp Factor APos TPos Remark 1 1386.00 52.82 54.00 -1.18 54.20 29.42 4.13 34.93 393 0 AVERAGE 2 5510.00 89.21 ------ ------ 76.20 35.90 9.71 32.60 393 0 AVERAGE

Mode	70	
	Band Edge - R	
	U-NII-2C_5.47-5.725_802.11ac VHT40_CH102_5510MHz	
ANT	CDD 0+1	
Pol.	Horizontal	Fundamental
Peak	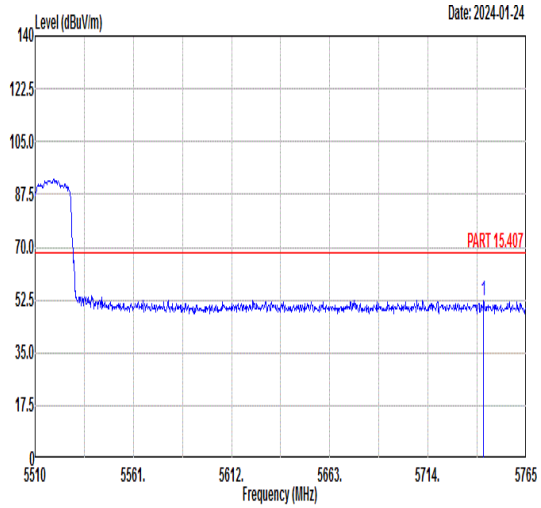 Freq Level Limit Line Margin Read Level Ant Factor Cable Loss Preamp Factor APos TPos Remark MHz dBuV/m dBuV/m dB dBuV dB/m dB dB cm deg 1 5742.82 52.42 68.30 -15.88 38.82 36.24 10.06 32.70 393 0 PEAK	Blank

Mode	70
	Band Edge - L
	U-NII-2C_5.47-5.725_802.11ac VHT40_CH102_5510MHz
ANT	CDD 0+1

Pol.	Vertical	Fundamental
Peak	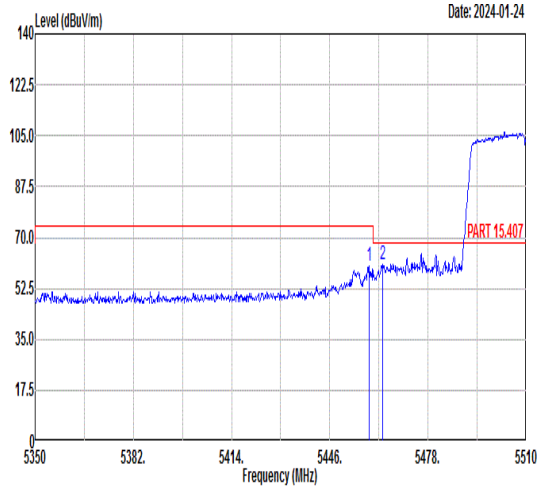 Freq Level Limit Line Margin Read Level Ant Factor Cable Loss Preamp Factor APos TPos Remark MHz dBuV/m dBuV/m dB dBuV dB/m dB dB cm deg 1 5458.80 60.13 74.00 -13.87 47.13 35.92 9.69 32.61 300 10 PEAK 2 5463.12 60.81 68.30 -7.49 47.81 35.92 9.69 32.61 300 10 PEAK	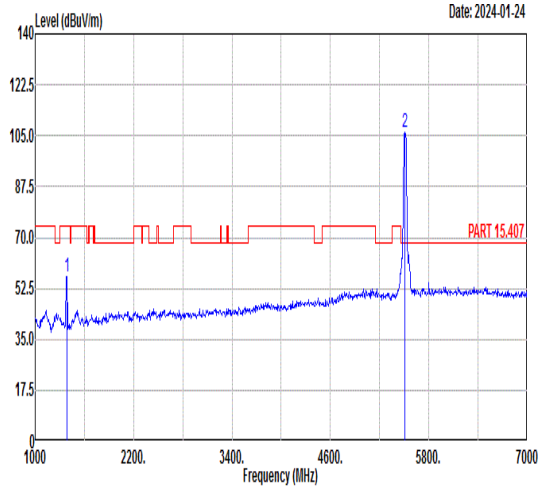 Freq Level Limit Line Margin Read Level Ant Factor Cable Loss Preamp Factor APos TPos Remark MHz dBuV/m dBuV/m dB dBuV dB/m dB dB cm deg 1 1386.00 56.73 74.00 -17.27 58.11 29.42 4.13 34.93 300 10 PEAK 2 5510.00 105.99 ------ ------ 92.97 35.91 9.71 32.60 300 10 PEAK
Avg	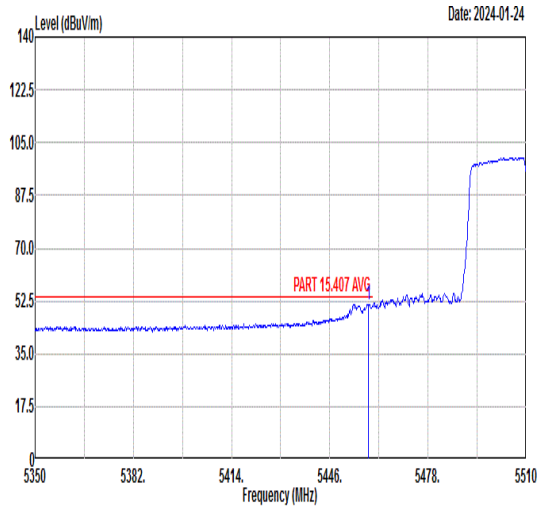 Freq Level Limit Line Margin Read Level Ant Factor Cable Loss Preamp Factor APos TPos Remark MHz dBuV/m dBuV/m dB dBuV dB/m dB dB cm deg 1 5458.48 51.39 54.00 -2.61 38.39 35.92 9.69 32.61 300 10 AVERAGE	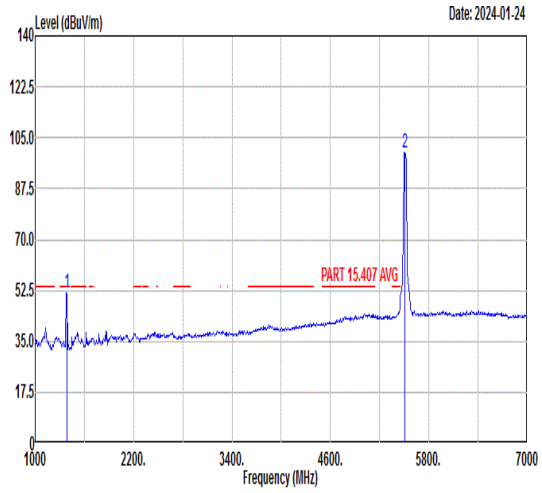 Freq Level Limit Line Margin Read Level Ant Factor Cable Loss Preamp Factor APos TPos Remark MHz dBuV/m dBuV/m dB dBuV dB/m dB dB cm deg 1 1386.00 51.70 54.00 -2.30 53.08 29.42 4.13 34.93 300 10 AVERAGE 2 5510.00 99.66 ------ ------ 86.64 35.91 9.71 32.60 300 10 AVERAGE

Mode	70	
	Band Edge - R	
	U-NII-2C_5.47-5.725_802.11ac VHT40_CH102_5510MHz	
ANT	CDD 0+1	
Pol.	Vertical	Fundamental
Peak	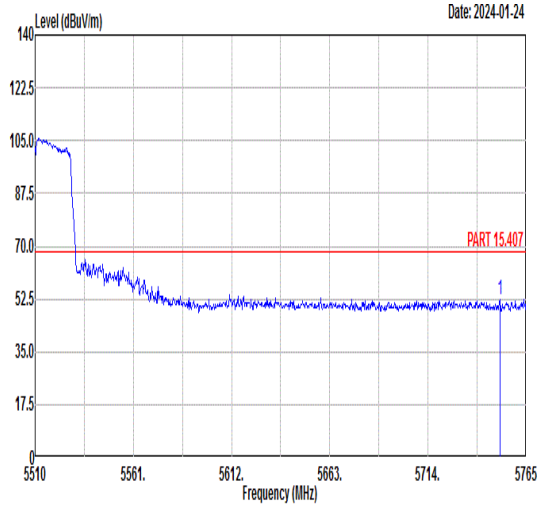 Freq Level Limit Line Margin Read Level Ant Factor Cable Loss Preamp Factor APos TPos Remark MHz dBuV/m dBuV/m dB dBuV dB/m dB dB cm deg 1 5751.23 52.38 68.30 -15.92 38.76 36.25 10.07 32.70 300 10 PEAK	Blank

Mode	70	
	Harmonic	
	U-NII-2C_5.47-5.725_802.11ac VHT40_CH102_5510MHz	
ANT	CDD 0+1	
Pol.	Horizontal	Vertical
Peak Avg	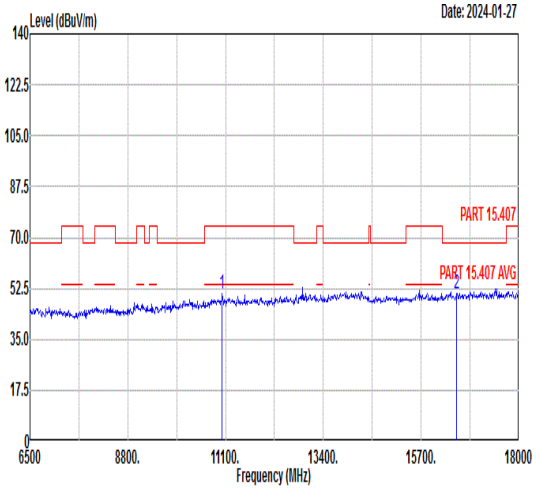 Freq Level Limit Line Margin Read Level Ant Factor Cable Loss Preamp Factor APos TPos Remark MHz dBuV/m dBuV/m dB dBuV dB/m dB dB cm deg 1 11020.00 50.88 74.00 -23.12 62.75 39.01 12.54 63.42 --- --- Peak 2 16530.00 50.52 68.30 -17.78 58.66 41.36 15.19 64.69 --- --- Peak	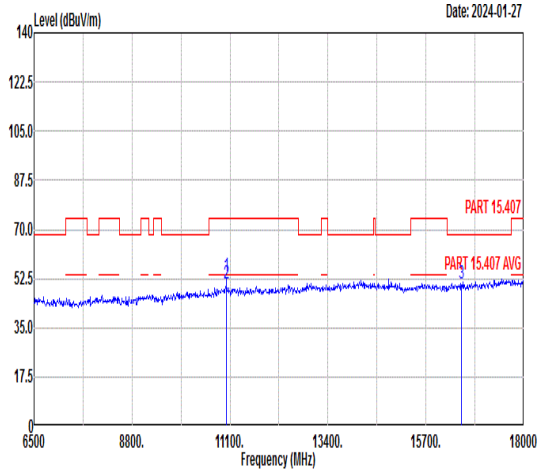 Freq Level Limit Line Margin Read Level Ant Factor Cable Loss Preamp Factor APos TPos Remark MHz dBuV/m dBuV/m dB dBuV dB/m dB dB cm deg 1 11020.00 53.61 74.00 -20.39 65.48 39.01 12.54 63.42 258 26 Peak 2 11020.00 50.87 54.00 -3.13 62.74 39.01 12.54 63.42 258 26 Average 3 16530.00 50.65 68.30 -17.65 58.79 41.36 15.19 64.69 --- --- Peak

Mode	71	
	Harmonic	
	U-NII-2C_5.47-5.725_802.11ac VHT40_CH110_5550MHz	
ANT	CDD 0+1	
Pol.	Horizontal	Vertical
Peak Avg	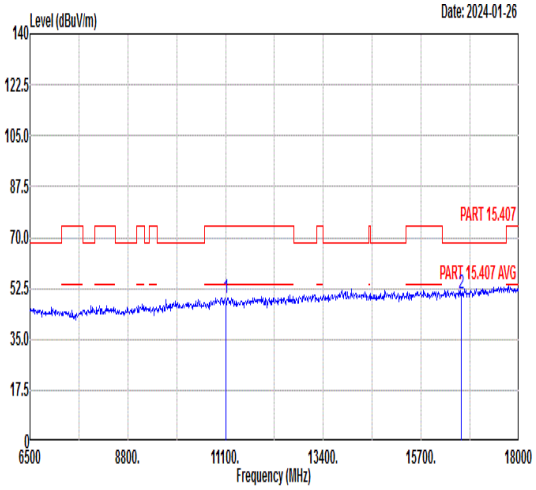 Freq Level Limit Line Margin Read Level Ant Factor Cable Loss Preamp Factor APos TPos Remark MHz dBuV/m dBuV/m dB dBuV dB/m dB dB cm deg 1 11100.00 49.01 74.00 -24.99 60.80 39.04 12.59 63.42 --- --- Peak 2 16650.00 50.71 68.30 -17.59 58.83 41.42 15.28 64.82 --- --- Peak	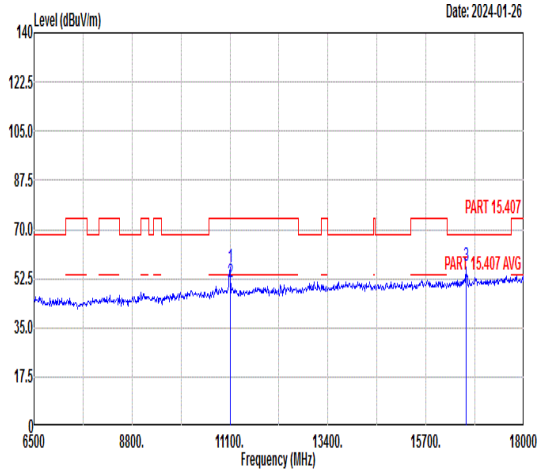 Freq Level Limit Line Margin Read Level Ant Factor Cable Loss Preamp Factor APos TPos Remark MHz dBuV/m dBuV/m dB dBuV dB/m dB dB cm deg 1 11100.00 56.76 74.00 -17.24 68.55 39.04 12.59 63.42 228 208 Peak 2 11100.00 51.35 54.00 -2.65 63.14 39.04 12.59 63.42 228 208 Average 3 16650.00 57.18 68.30 -11.12 65.30 41.42 15.28 64.82 --- --- Peak

Mode	72	
	Band Edge - L	
	U-NII-2C_5.47-5.725_802.11ac VHT40_CH134_5670MHz	
ANT	CDD 0+1	
Pol.	Horizontal	Fundamental
Peak	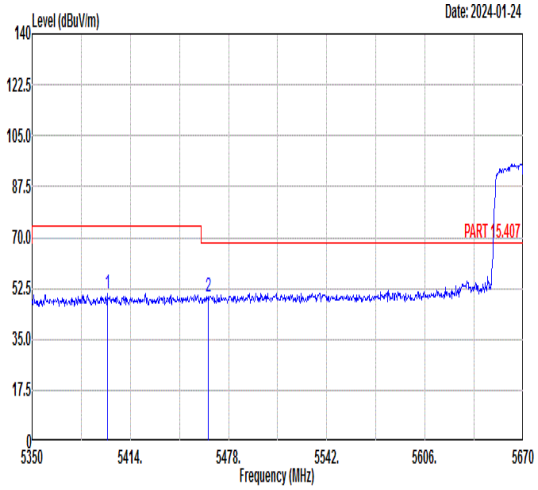 Freq Level Limit Line Margin Read Level Ant Factor Cable Loss Preamp Factor APos TPos Remark MHz dBuV/m dBuV/m dB dBuV dB/m dB dB cm deg 1 5398.96 50.69 74.00 -23.31 37.73 35.96 9.62 32.62 400 358 PEAK 2 5464.88 49.76 68.30 -18.54 36.76 35.92 9.69 32.61 400 358 PEAK	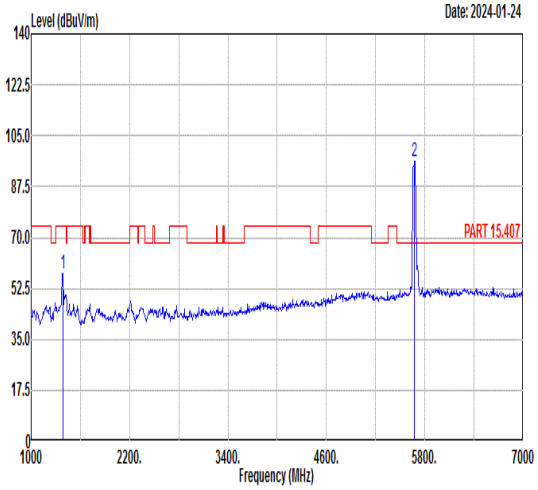 Freq Level Limit Line Margin Read Level Ant Factor Cable Loss Preamp Factor APos TPos Remark MHz dBuV/m dBuV/m dB dBuV dB/m dB dB cm deg 1 1386.00 57.80 74.00 -16.20 59.18 29.42 4.13 34.93 400 358 PEAK 2 5670.00 96.18 ------ ------ 82.80 36.14 9.91 32.67 400 358 PEAK
Avg	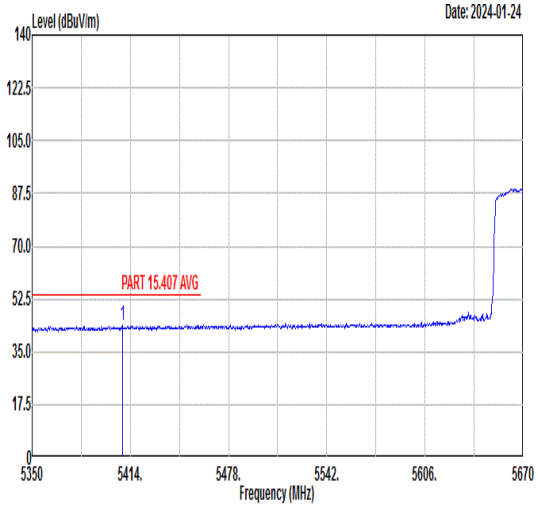 Freq Level Limit Line Margin Read Level Ant Factor Cable Loss Preamp Factor APos TPos Remark MHz dBuV/m dBuV/m dB dBuV dB/m dB dB cm deg 1 5408.88 43.75 54.00 -10.25 30.76 35.95 9.66 32.62 400 358 AVERAGE	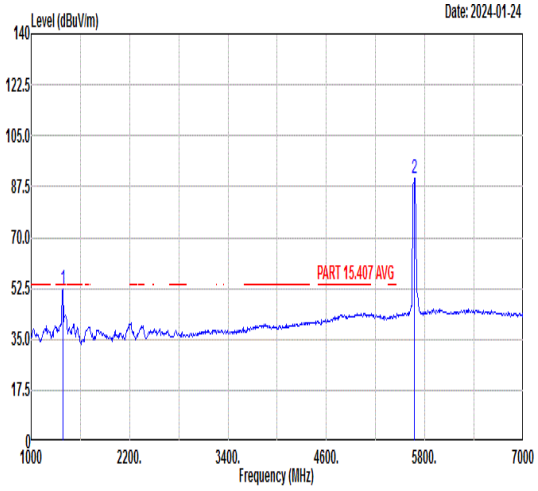 Freq Level Limit Line Margin Read Level Ant Factor Cable Loss Preamp Factor APos TPos Remark MHz dBuV/m dBuV/m dB dBuV dB/m dB dB cm deg 1 1386.00 52.47 54.00 -1.53 53.85 29.42 4.13 34.93 400 358 AVERAGE 2 5670.00 90.39 ------ ------ 77.01 36.14 9.91 32.67 400 358 AVERAGE

Mode	72	
	Band Edge - R	
	U-NII-2C_5.47-5.725_802.11ac VHT40_CH134_5670MHz	
ANT	CDD 0+1	
Pol.	Horizontal	Fundamental
Peak	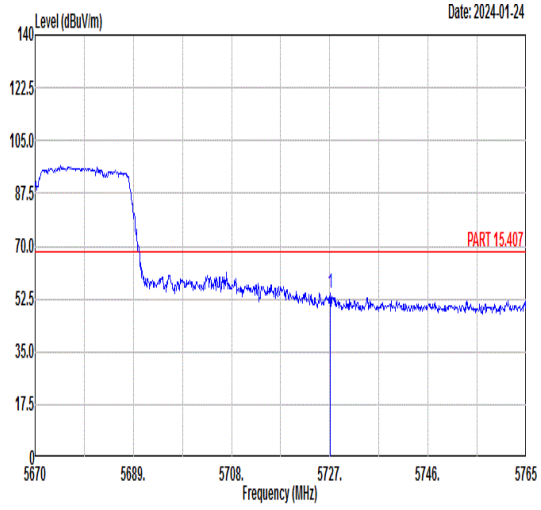 Freq Level Limit Line Margin Read Level Ant Factor Cable Loss Preamp Factor APos TPos Remark MHz dBuV/m dBuV/m dB dBuV dB/m dB dB cm deg 1 5727.10 54.37 68.30 -13.93 40.82 36.22 10.02 32.69 400 358 PEAK	Blank

Mode	72
	Band Edge - L
	U-NII-2C_5.47-5.725_802.11ac VHT40_CH134_5670MHz
ANT	CDD 0+1

Pol.	Vertical	Fundamental
Peak	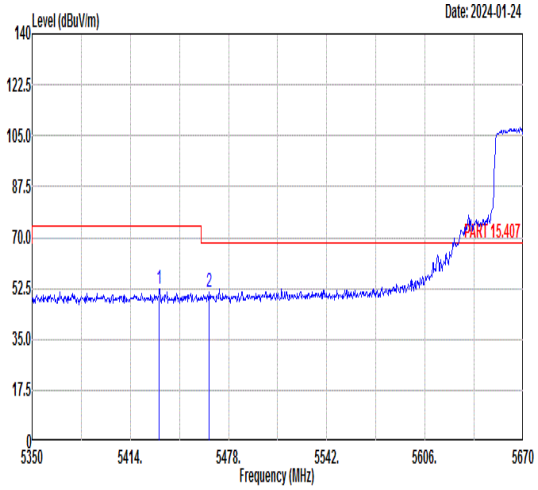 Freq Level Limit Line Margin Read Level Ant Factor Cable Loss Preamp Factor APos TPos Remark MHz dBuV/m dBuV/m dB dBuV dB/m dB dB cm deg 1 5432.88 52.35 74.00 -21.65 39.35 35.94 9.67 32.61 241 0 PEAK 2 5465.20 51.30 68.30 -17.00 38.30 35.92 9.69 32.61 241 0 PEAK	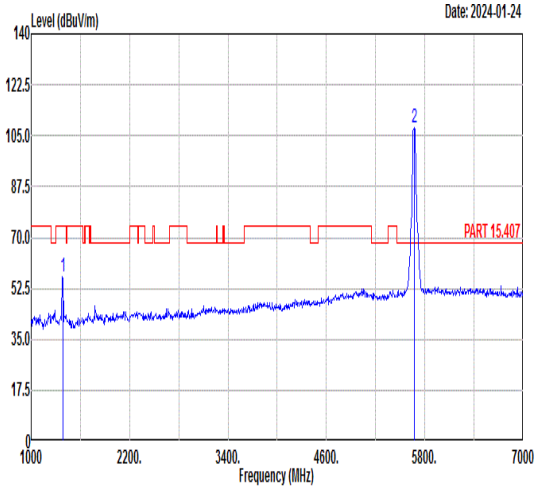 Freq Level Limit Line Margin Read Level Ant Factor Cable Loss Preamp Factor APos TPos Remark MHz dBuV/m dBuV/m dB dBuV dB/m dB dB cm deg 1 1386.00 56.64 74.00 -17.36 58.02 29.42 4.13 34.93 241 0 PEAK 2 5670.00 107.76 ------ ------ 94.38 36.14 9.91 32.67 241 0 PEAK
Avg	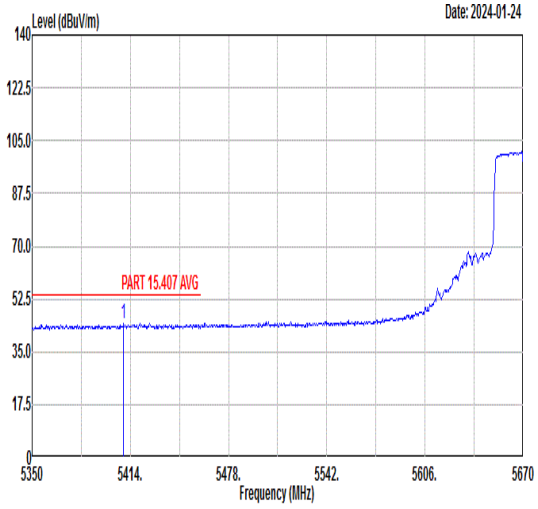 Freq Level Limit Line Margin Read Level Ant Factor Cable Loss Preamp Factor APos TPos Remark MHz dBuV/m dBuV/m dB dBuV dB/m dB dB cm deg 1 5409.52 44.27 54.00 -9.73 31.28 35.95 9.66 32.62 241 0 AVERAGE	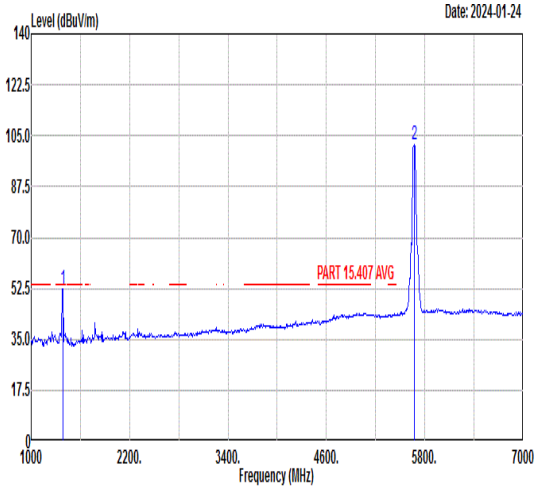 Freq Level Limit Line Margin Read Level Ant Factor Cable Loss Preamp Factor APos TPos Remark MHz dBuV/m dBuV/m dB dBuV dB/m dB dB cm deg 1 1386.00 52.29 54.00 -1.71 53.67 29.42 4.13 34.93 241 0 AVERAGE 2 5670.00 101.91 ------ ------ 88.53 36.14 9.91 32.67 241 0 AVERAGE

Mode	72	
	Band Edge - R	
	U-NII-2C_5.47-5.725_802.11ac VHT40_CH134_5670MHz	
ANT	CDD 0+1	
Pol.	Vertical	Fundamental
Peak	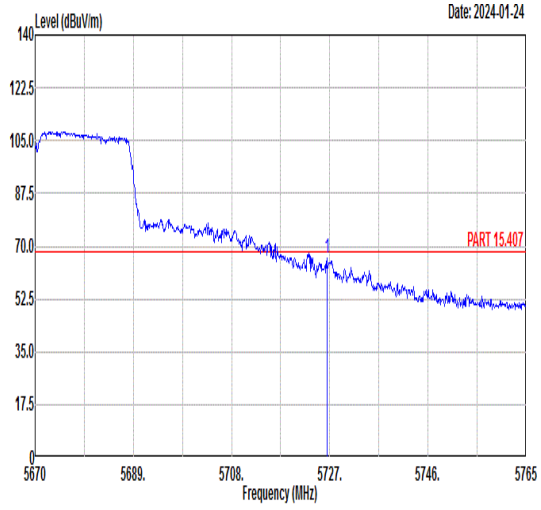 Freq Level Limit Line Margin Read Level Ant Factor Cable Loss Preamp Factor APos TPos Remark MHz dBuV/m dBuV/m dB dBuV dB/m dB dB cm deg 1 5726.43 66.04 68.30 -2.26 52.49 36.22 10.02 32.69 241 0 PEAK	Blank

Mode	72	
	Harmonic	
	U-NII-2C_5.47-5.725_802.11ac VHT40_CH134_5670MHz	
ANT	CDD 0+1	
Pol.	Horizontal	Vertical
Peak Avg	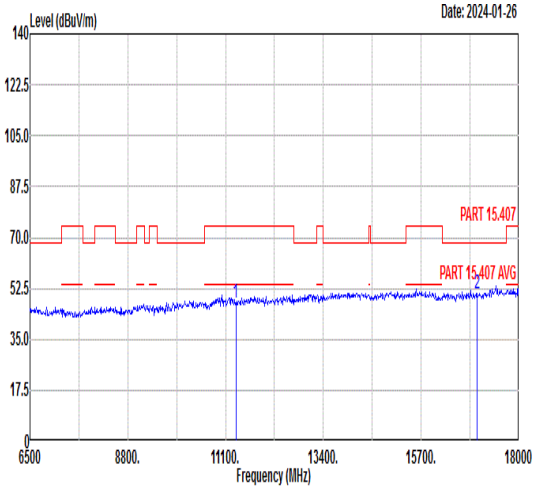 Freq Level Limit Line Margin Read Level Ant Factor Cable Loss Preamp Factor APos TPos Remark MHz dBuV/m dBuV/m dB dBuV dB/m dB dB cm deg 1 11340.00 47.59 74.00 -26.41 59.12 39.14 12.77 63.44 --- --- Peak 2 17010.00 50.83 68.30 -17.47 58.86 41.61 15.55 65.19 --- --- Peak	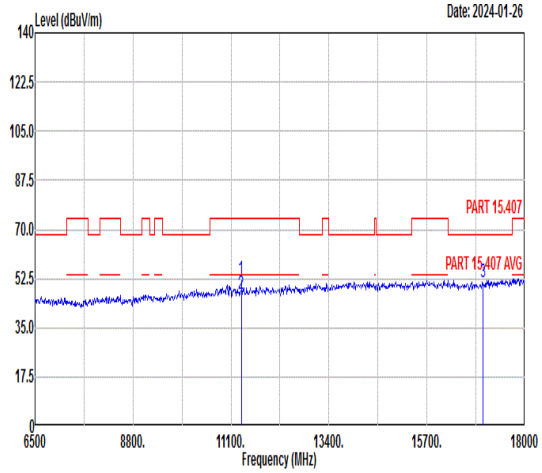 Freq Level Limit Line Margin Read Level Ant Factor Cable Loss Preamp Factor APos TPos Remark MHz dBuV/m dBuV/m dB dBuV dB/m dB dB cm deg 1 11340.00 52.12 74.00 -21.88 63.65 39.14 12.77 63.44 232 227 Peak 2 11340.00 47.19 54.00 -6.81 58.72 39.14 12.77 63.44 232 227 Average 3 17010.00 51.31 68.30 -16.99 59.34 41.61 15.55 65.19 --- --- Peak

Mode	73	
	Band Edge - L	
	U-NII-1_5.15-5.25_802.11ac VHT80_CH42_5210MHz	
ANT	CDD 0+1	
Pol.	Horizontal	Fundamental
Peak	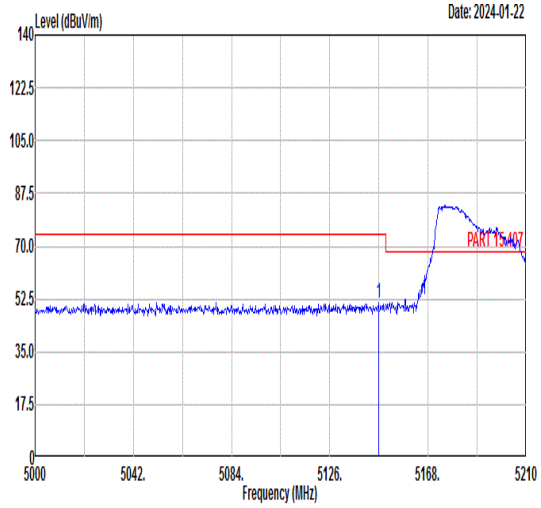 Freq Level Limit Line Margin Read Level Ant Factor Cable Loss Preamp Factor APos TPos Remark MHz dBuV/m dBuV/m dB dBuV dB/m dB dB cm deg 1 5146.79 51.38 74.00 -22.62 39.23 36.11 8.53 32.49 400 228 PEAK	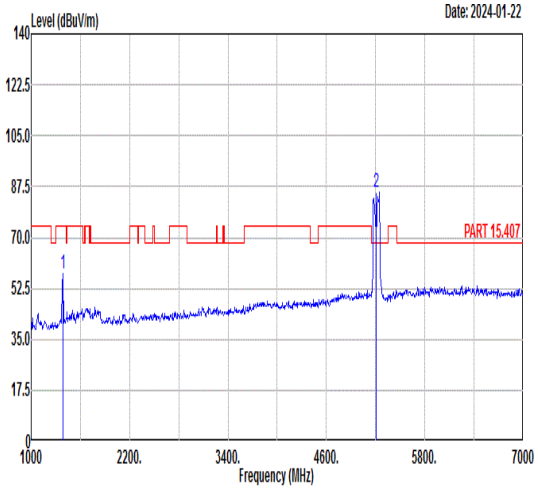 Freq Level Limit Line Margin Read Level Ant Factor Cable Loss Preamp Factor APos TPos Remark MHz dBuV/m dBuV/m dB dBuV dB/m dB dB cm deg 1 1386.00 57.61 74.00 -16.39 58.55 29.42 4.13 34.49 400 228 PEAK 2 5210.00 85.63 ------ ------ 73.09 36.05 8.84 32.35 400 228 PEAK
Avg	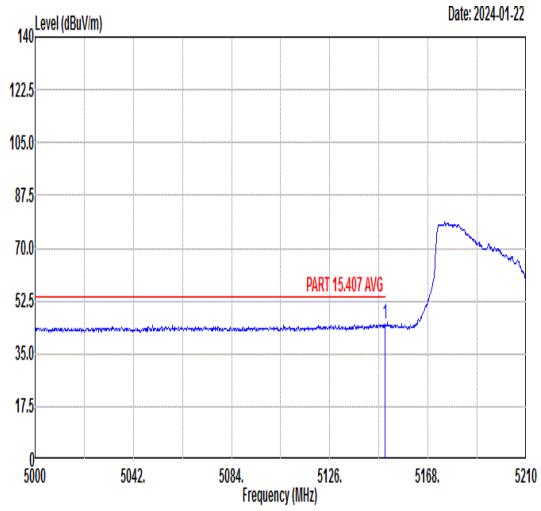 Freq Level Limit Line Margin Read Level Ant Factor Cable Loss Preamp Factor APos TPos Remark MHz dBuV/m dBuV/m dB dBuV dB/m dB dB cm deg 1 5149.52 44.65 54.00 -9.35 32.50 36.11 8.53 32.49 400 228 AVERAGE	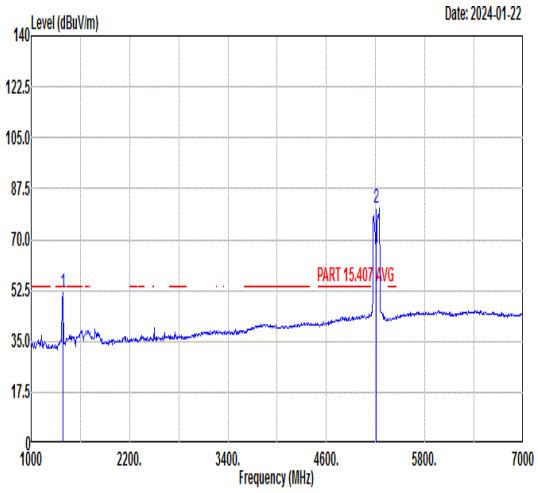 Freq Level Limit Line Margin Read Level Ant Factor Cable Loss Preamp Factor APos TPos Remark MHz dBuV/m dBuV/m dB dBuV dB/m dB dB cm deg 1 1386.00 51.65 54.00 -2.35 52.59 29.42 4.13 34.49 400 228 AVERAGE 2 5210.00 80.96 ------ ------ 68.42 36.05 8.84 32.35 400 228 AVERAGE

Mode	73	
	Band Edge - R	
	U-NII-1_5.15-5.25_802.11ac VHT80_CH42_5210MHz	
ANT	CDD 0+1	
Pol.	Horizontal	Fundamental
Peak	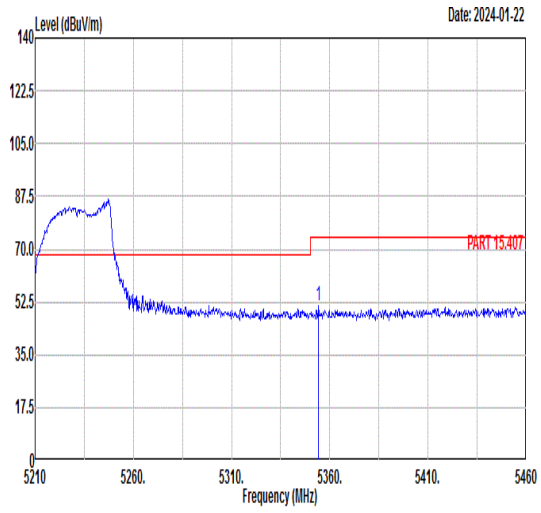 Freq Level Limit Line Margin Read Level Ant Factor Cable Loss Preamp Factor APos TPos Remark MHz dBuV/m dBuV/m dB dBuV dB/m dB dB cm deg 1 5354.25 51.15 74.00 -22.85 37.97 35.99 9.39 32.20 400 228 PEAK	Blank
Avg	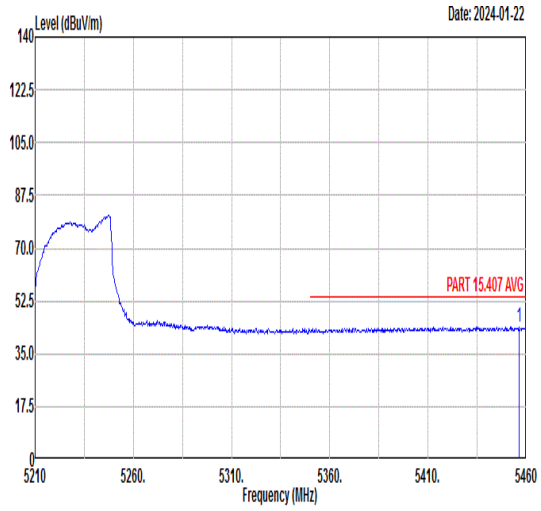 Freq Level Limit Line Margin Read Level Ant Factor Cable Loss Preamp Factor APos TPos Remark MHz dBuV/m dBuV/m dB dBuV dB/m dB dB cm deg 1 5456.25 43.95 54.00 -10.05 30.39 35.93 9.69 32.06 400 228 AVERAGE	Blank

Mode	73
	Band Edge - L
	U-NII-1_5.15-5.25_802.11ac VHT80_CH42_5210MHz
ANT	CDD 0+1

Pol.	Vertical	Fundamental
Peak	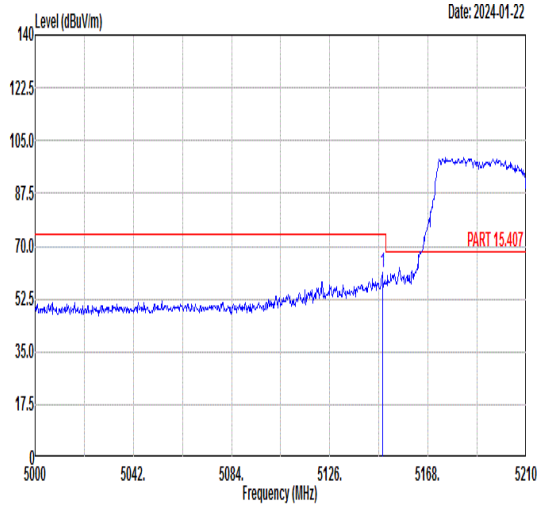 Freq Level Limit Line Margin Read Level Ant Factor Cable Loss Preamp Factor APos TPos Remark MHz dBuV/m dBuV/m dB dBuV dB/m dB dB cm deg 1 5148.47 61.30 74.00 -12.70 49.15 36.11 8.53 32.49 301 239 PEAK	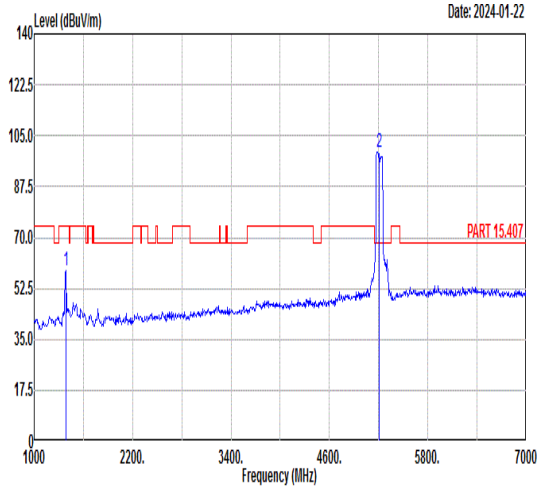 Freq Level Limit Line Margin Read Level Ant Factor Cable Loss Preamp Factor APos TPos Remark MHz dBuV/m dBuV/m dB dBuV dB/m dB dB cm deg 1 1386.00 58.90 74.00 -15.10 59.84 29.42 4.13 34.49 301 239 PEAK 2 5210.00 99.33 ------ ------ 87.07 36.09 8.61 32.44 301 239 PEAK
Avg	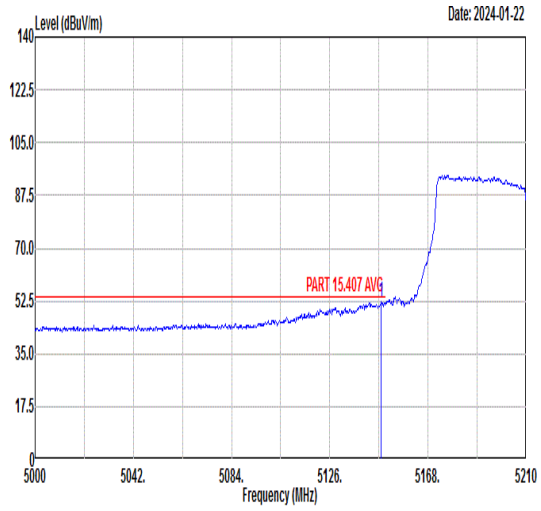 Freq Level Limit Line Margin Read Level Ant Factor Cable Loss Preamp Factor APos TPos Remark MHz dBuV/m dBuV/m dB dBuV dB/m dB dB cm deg 1 5148.05 52.08 54.00 -1.92 39.93 36.11 8.53 32.49 301 239 AVERAGE	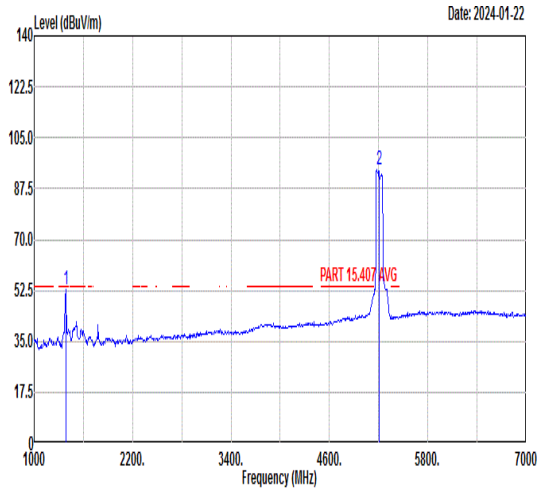 Freq Level Limit Line Margin Read Level Ant Factor Cable Loss Preamp Factor APos TPos Remark MHz dBuV/m dBuV/m dB dBuV dB/m dB dB cm deg 1 1386.00 52.60 54.00 -1.40 53.54 29.42 4.13 34.49 301 239 AVERAGE 2 5210.00 94.21 ------ ------ 81.99 36.09 8.58 32.45 301 239 AVERAGE

Mode	73	
	Band Edge - R	
	U-NII-1_5.15-5.25_802.11ac VHT80_CH42_5210MHz	
ANT	CDD 0+1	
Pol.	Vertical	Fundamental
Peak	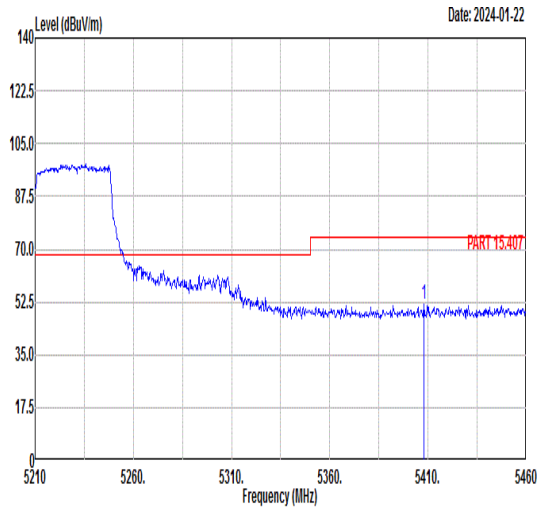 Freq Level Limit Line Margin Read Level Ant Factor Cable Loss Preamp Factor APos TPos Remark MHz dBuV/m dBuV/m dB dBuV dB/m dB dB cm deg 1 5408.00 51.82 74.00 -22.18 38.33 35.96 9.66 32.13 301 239 PEAK	Blank
Avg	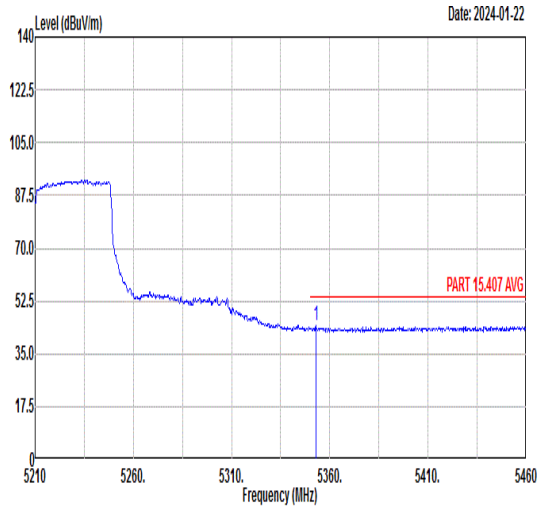 Freq Level Limit Line Margin Read Level Ant Factor Cable Loss Preamp Factor APos TPos Remark MHz dBuV/m dBuV/m dB dBuV dB/m dB dB cm deg 1 5353.00 44.19 54.00 -9.81 31.03 35.99 9.38 32.21 301 239 AVERAGE	Blank

Mode	73	
	Harmonic	
	U-NII-1_5.15-5.25_802.11ac VHT80_CH42_5210MHz	
ANT	CDD 0+1	
Pol.	Horizontal	Vertical
Peak Avg	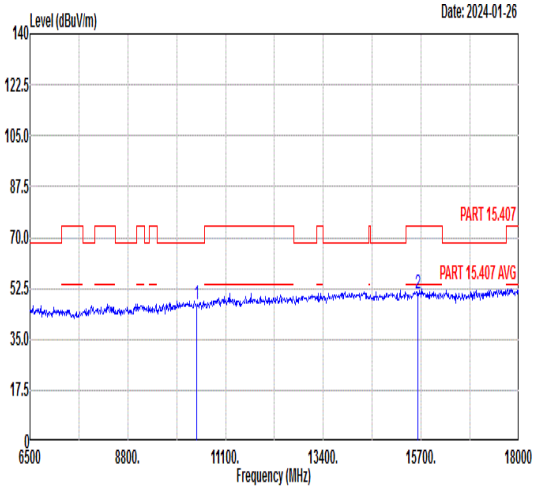 Freq Level Limit Line Margin Read Level Ant Factor Cable Loss Preamp Factor APos TPos Remark MHz dBuV/m dBuV/m dB dBuV dB/m dB dB cm deg 1 10420.00 47.04 68.30 -21.26 59.79 38.77 12.11 63.63 --- --- Peak 2 15630.00 50.68 74.00 -23.32 59.28 40.80 14.62 64.02 --- --- Peak	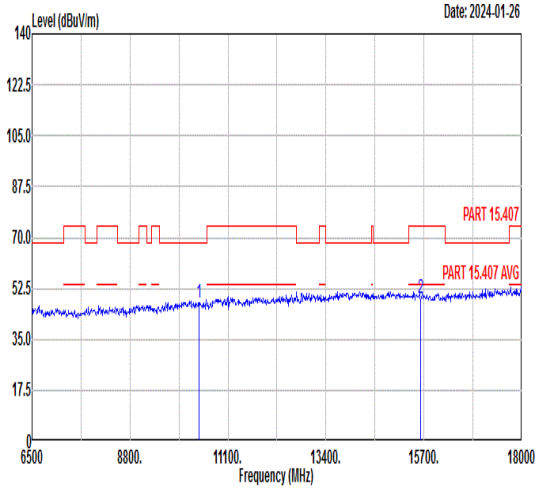 Freq Level Limit Line Margin Read Level Ant Factor Cable Loss Preamp Factor APos TPos Remark MHz dBuV/m dBuV/m dB dBuV dB/m dB dB cm deg 1 10420.00 47.60 68.30 -20.70 60.35 38.77 12.11 63.63 --- --- Peak 2 15630.00 49.21 74.00 -24.79 57.81 40.80 14.62 64.02 --- --- Peak

Mode	74
	Band Edge - L
	U-NII-2A_5.25-5.35_802.11ac VHT80_CH58_5290MHz
ANT	CDD 0+1

Pol.	Horizontal	Fundamental
Peak	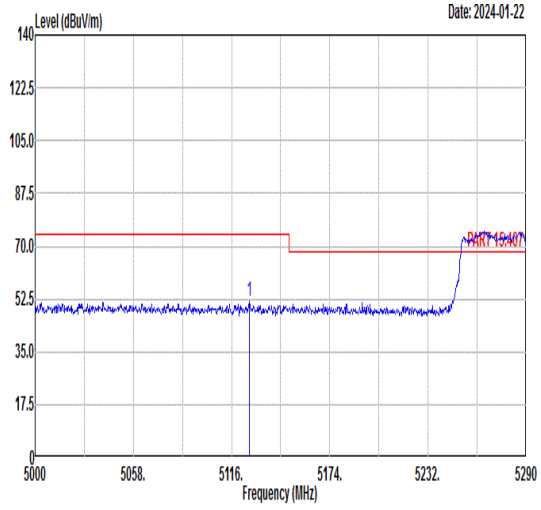 Freq Level Limit Line Margin Read Level Ant Factor Cable Loss Preamp Factor APos TPos Remark MHz dBuV/m dBuV/m dB dBuV dB/m dB dB cm deg 1 5126.44 51.70 74.00 -22.30 39.61 36.12 8.49 32.52 203 360 PEAK	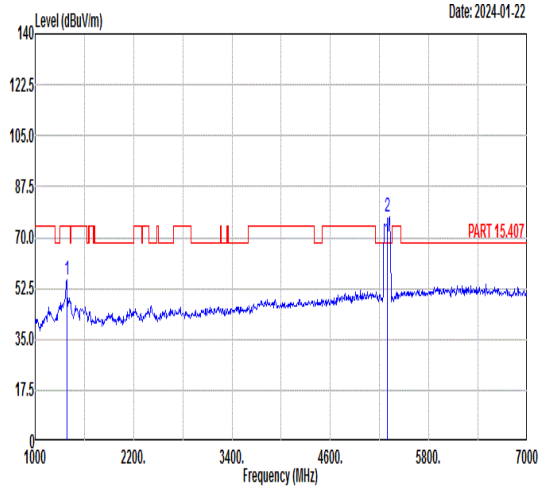 Freq Level Limit Line Margin Read Level Ant Factor Cable Loss Preamp Factor APos TPos Remark MHz dBuV/m dBuV/m dB dBuV dB/m dB dB cm deg 1 1386.00 55.47 74.00 -18.53 56.41 29.42 4.13 34.49 203 360 PEAK 2 5290.00 77.34 68.30 9.04 64.34 36.00 9.24 32.24 203 360 PEAK
Avg	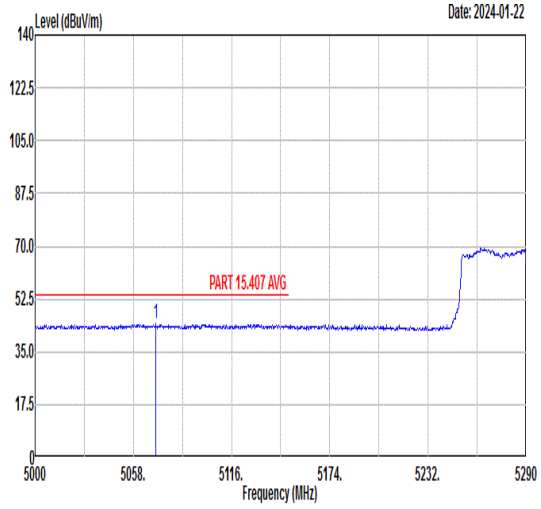 Freq Level Limit Line Margin Read Level Ant Factor Cable Loss Preamp Factor APos TPos Remark MHz dBuV/m dBuV/m dB dBuV dB/m dB dB cm deg 1 5071.34 44.28 54.00 -9.72 32.33 36.16 8.39 32.60 203 360 AVERAGE	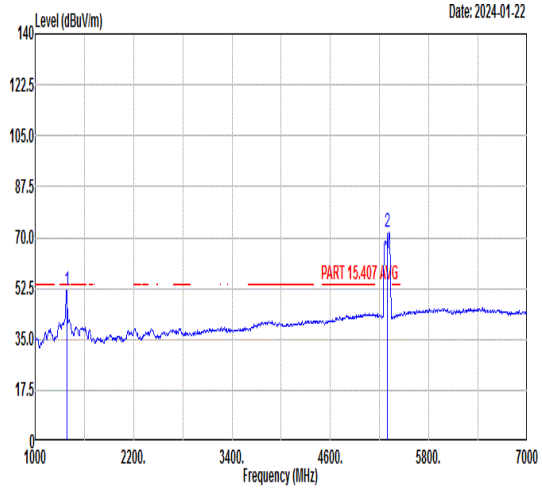 Freq Level Limit Line Margin Read Level Ant Factor Cable Loss Preamp Factor APos TPos Remark MHz dBuV/m dBuV/m dB dBuV dB/m dB dB cm deg 1 1386.00 51.70 54.00 -2.30 52.64 29.42 4.13 34.49 203 360 AVERAGE 2 5290.00 71.99 ------ ------ 59.06 36.01 9.18 32.26 203 360 AVERAGE

Mode	74	
	Band Edge - R	
	U-NII-2A_5.25-5.35_802.11ac VHT80_CH58_5290MHz	
ANT	CDD 0+1	
Pol.	Horizontal	Fundamental
Peak	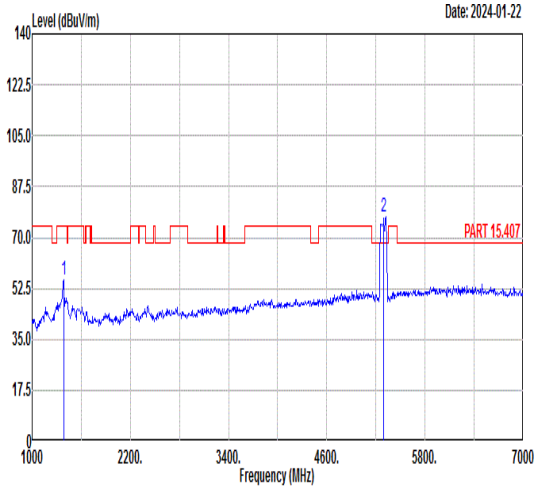 Freq Level Limit Line Margin Read Level Ant Factor Cable Loss Preamp Factor APos TPos Remark MHz dBuV/m dBuV/m dB dBuV dB/m dB dB cm deg 1 1386.00 55.47 74.00 -18.53 56.41 29.42 4.13 34.49 203 360 PEAK 2 5290.00 77.34 68.30 9.04 64.34 36.00 9.24 32.24 203 360 PEAK	Blank
Avg	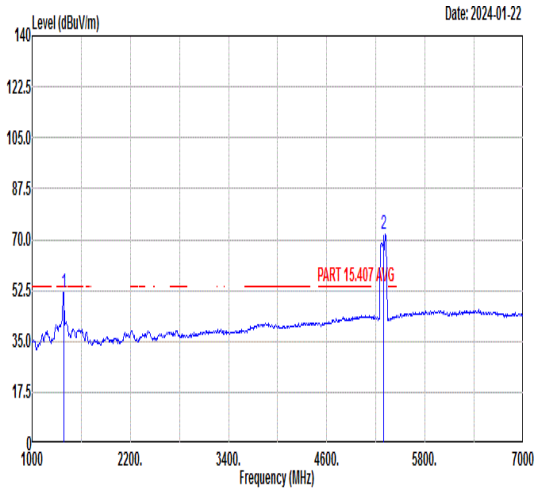 Freq Level Limit Line Margin Read Level Ant Factor Cable Loss Preamp Factor APos TPos Remark MHz dBuV/m dBuV/m dB dBuV dB/m dB dB cm deg 1 1386.00 51.70 54.00 -2.30 52.64 29.42 4.13 34.49 203 360 AVERAGE 2 5290.00 71.99 ------ ------ 59.06 36.01 9.18 32.26 203 360 AVERAGE	Blank

Mode	74
	Band Edge - L
	U-NII-2A_5.25-5.35_802.11ac VHT80_CH58_5290MHz
ANT	CDD 0+1

Pol.	Vertical	Fundamental
Peak	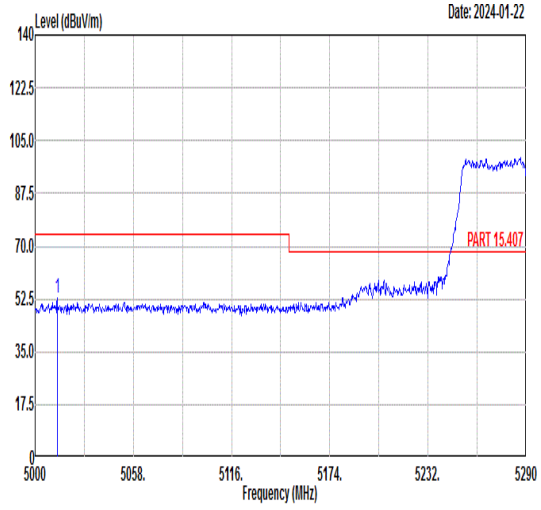 Freq Level Limit Line Margin Read Level Ant Factor Cable Loss Preamp Factor APos TPos Remark MHz dBuV/m dBuV/m dB dBuV dB/m dB dB cm deg 1 5013.05 52.69 74.00 -21.31 40.88 36.19 8.30 32.68 300 122 PEAK	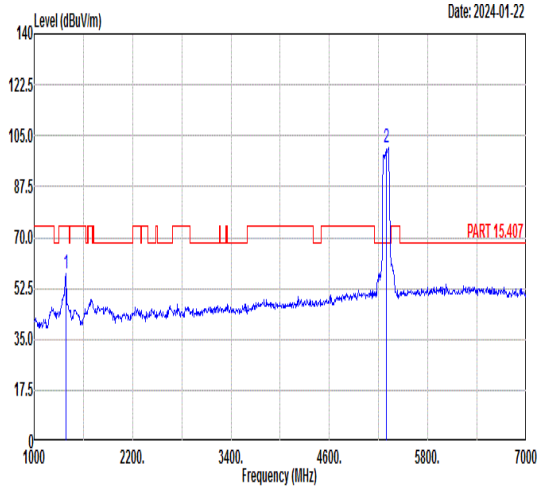 Freq Level Limit Line Margin Read Level Ant Factor Cable Loss Preamp Factor APos TPos Remark MHz dBuV/m dBuV/m dB dBuV dB/m dB dB cm deg 1 1386.00 57.74 74.00 -16.26 58.68 29.42 4.13 34.49 300 122 PEAK 2 5290.00 100.66 ------ ------ 87.66 36.00 9.24 32.24 300 122 PEAK
Avg	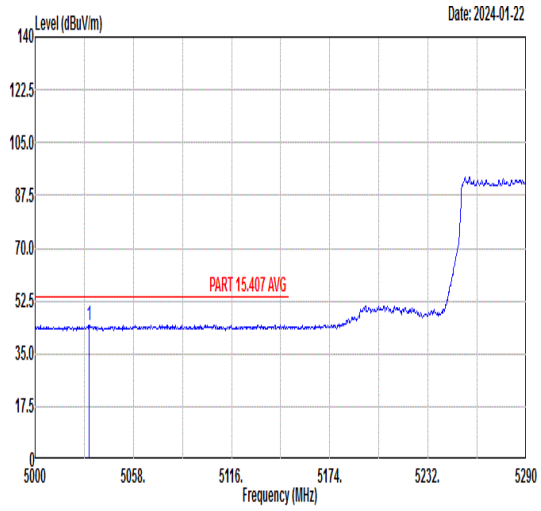 Freq Level Limit Line Margin Read Level Ant Factor Cable Loss Preamp Factor APos TPos Remark MHz dBuV/m dBuV/m dB dBuV dB/m dB dB cm deg 1 5031.90 44.49 54.00 -9.51 32.65 36.18 8.32 32.66 300 122 AVERAGE	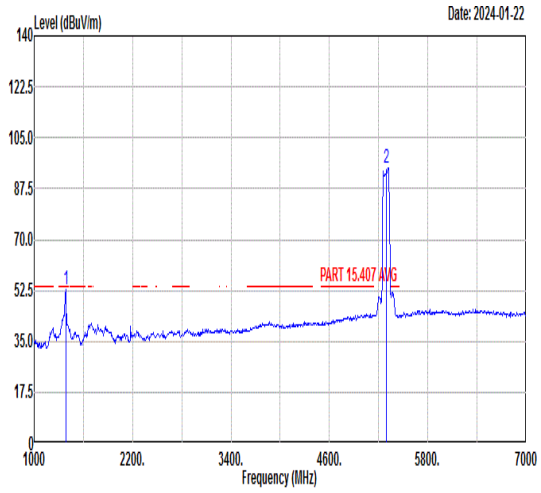 Freq Level Limit Line Margin Read Level Ant Factor Cable Loss Preamp Factor APos TPos Remark MHz dBuV/m dBuV/m dB dBuV dB/m dB dB cm deg 1 1386.00 52.82 54.00 -1.18 53.76 29.42 4.13 34.49 300 122 AVERAGE 2 5290.00 94.80 ------ ------ 81.87 36.01 9.18 32.26 300 122 AVERAGE

Mode	74	
	Band Edge - R	
	U-NII-2A_5.25-5.35_802.11ac VHT80_CH58_5290MHz	
ANT	CDD 0+1	
Pol.	Vertical	Fundamental
Peak	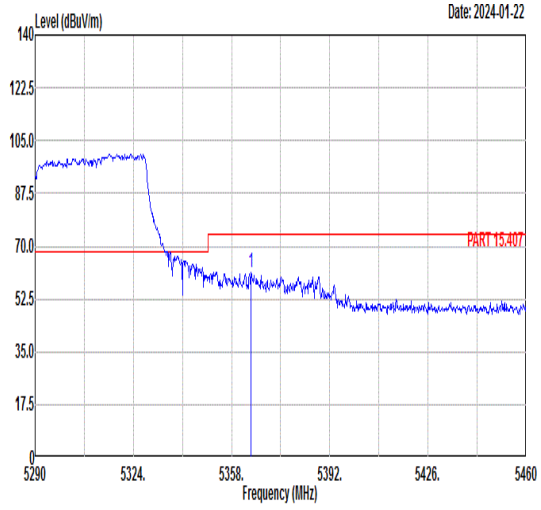 Freq Level Limit Line Margin Read Level Ant Factor Cable Loss Preamp Factor APos TPos Remark MHz dBuV/m dBuV/m dB dBuV dB/m dB dB cm deg 1 5364.80 61.51 74.00 -12.49 48.28 35.98 9.44 32.19 300 122 PEAK	Blank
Avg	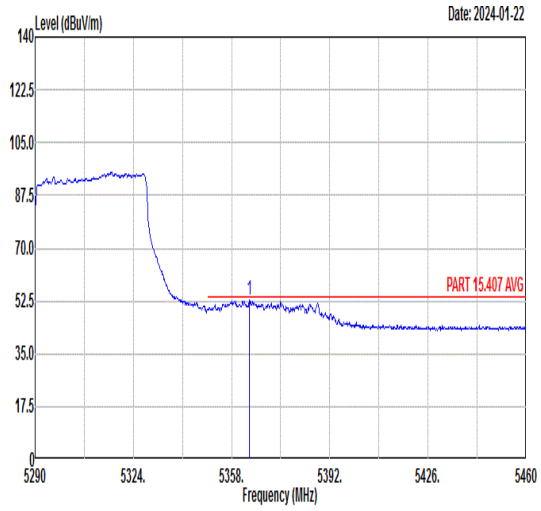 Freq Level Limit Line Margin Read Level Ant Factor Cable Loss Preamp Factor APos TPos Remark MHz dBuV/m dBuV/m dB dBuV dB/m dB dB cm deg 1 5364.12 52.80 54.00 -1.20 39.57 35.98 9.44 32.19 300 122 AVERAGE	Blank

Mode	74	
	Harmonic	
	U-NII-2A_5.25-5.35_802.11ac VHT80_CH58_5290MHz	
ANT	CDD 0+1	
Pol.	Horizontal	Vertical
Peak Avg	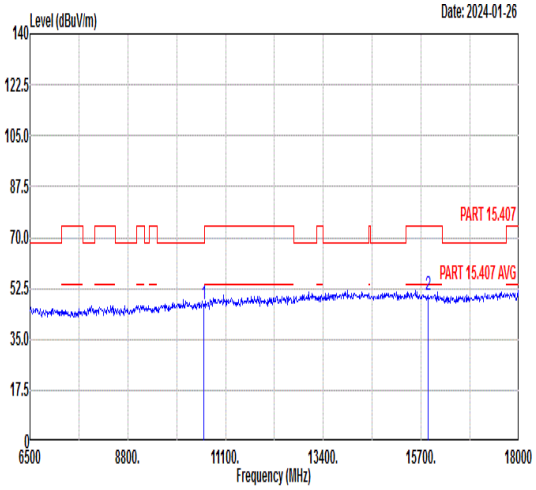 Freq Level Limit Line Margin Read Level Ant Factor Cable Loss Preamp Factor APos TPos Remark MHz dBuV/m dBuV/m dB dBuV dB/m dB dB cm deg 1 10580.00 46.81 68.30 -21.49 59.34 38.83 12.22 63.58 --- --- Peak 2 15870.00 50.01 74.00 -23.99 58.38 41.00 14.73 64.10 --- --- Peak	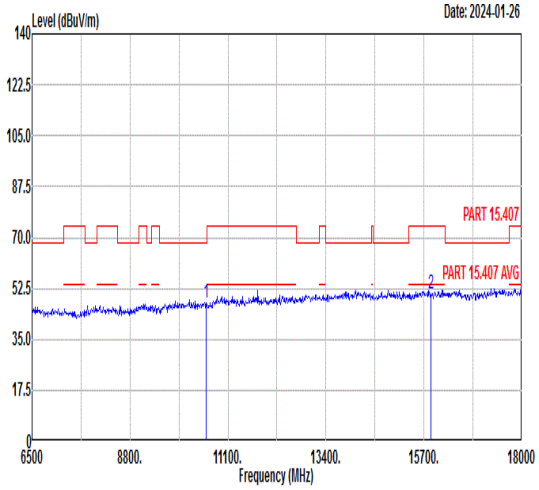 Freq Level Limit Line Margin Read Level Ant Factor Cable Loss Preamp Factor APos TPos Remark MHz dBuV/m dBuV/m dB dBuV dB/m dB dB cm deg 1 10580.00 47.69 68.30 -20.61 60.22 38.83 12.22 63.58 --- --- Peak 2 15870.00 50.74 74.00 -23.26 59.11 41.00 14.73 64.10 --- --- Peak

Mode	75
	Band Edge - L
	U-NII-2C_5.47-5.725_802.11ac VHT80_CH106_5530MHz
ANT	CDD 0+1

Pol.	Horizontal	Fundamental
Peak	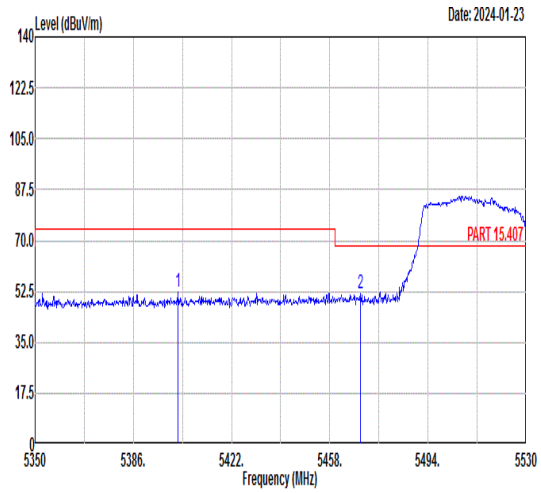 Freq Level Limit Line Margin Read Level Ant Factor Cable Loss Preamp Factor APos TPos Remark MHz dBuV/m dBuV/m dB dBuV dB/m dB dB cm deg 1 5402.38 52.10 74.00 -21.90 38.64 35.96 9.64 32.14 200 255 PEAK 2 5469.34 51.70 68.30 -16.60 38.13 35.92 9.69 32.04 200 255 PEAK	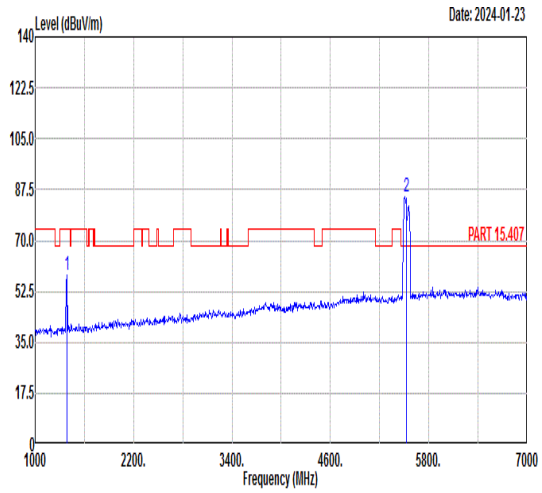 Freq Level Limit Line Margin Read Level Ant Factor Cable Loss Preamp Factor APos TPos Remark MHz dBuV/m dBuV/m dB dBuV dB/m dB dB cm deg 1 1386.00 58.12 74.00 -15.88 59.06 29.42 4.13 34.49 200 255 PEAK 2 5530.00 85.23 ------ ------ 71.62 35.91 9.71 32.01 200 255 PEAK
Avg	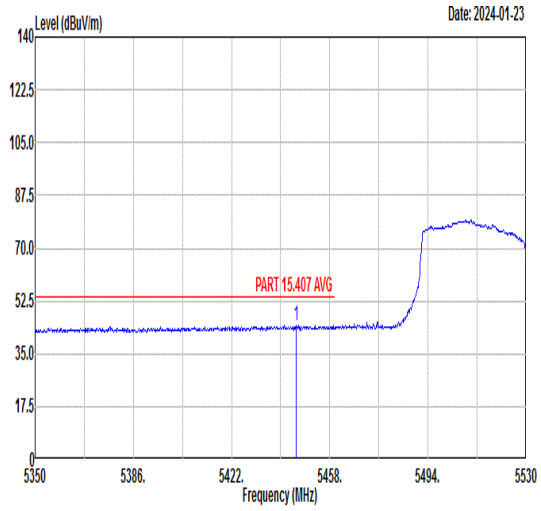 Freq Level Limit Line Margin Read Level Ant Factor Cable Loss Preamp Factor APos TPos Remark MHz dBuV/m dBuV/m dB dBuV dB/m dB dB cm deg 1 5445.58 44.42 54.00 -9.58 30.89 35.93 9.68 32.08 200 255 AVERAGE	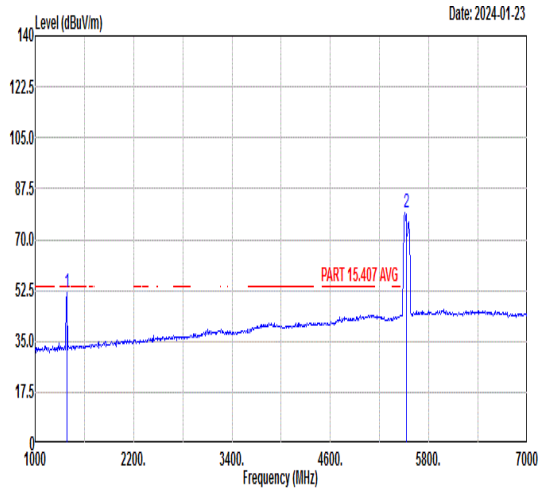 Freq Level Limit Line Margin Read Level Ant Factor Cable Loss Preamp Factor APos TPos Remark MHz dBuV/m dBuV/m dB dBuV dB/m dB dB cm deg 1 1384.00 51.92 54.00 -2.08 52.86 29.42 4.13 34.49 200 255 AVERAGE 2 5530.00 79.12 ------ ------ 65.50 35.92 9.71 32.01 200 255 AVERAGE

Mode	75	
	Band Edge - R	
	U-NII-2C_5.47-5.725_802.11ac VHT80_CH106_5530MHz	
ANT	CDD 0+1	
Pol.	Horizontal	Fundamental
Peak	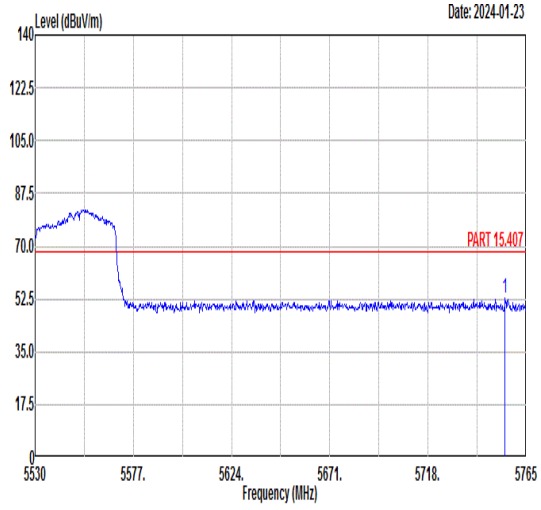 Freq Level Limit Line Margin Read Level Ant Factor Cable Loss Preamp Factor APos TPos Remark MHz dBuV/m dBuV/m dB dBuV dB/m dB dB cm deg 1 5754.90 52.81 68.30 -15.49 38.72 36.26 10.08 32.25 200 255 PEAK	Blank

Mode	75
	Band Edge - L
	U-NII-2C_5.47-5.725_802.11ac VHT80_CH106_5530MHz
ANT	CDD 0+1

Pol.	Vertical	Fundamental
Peak	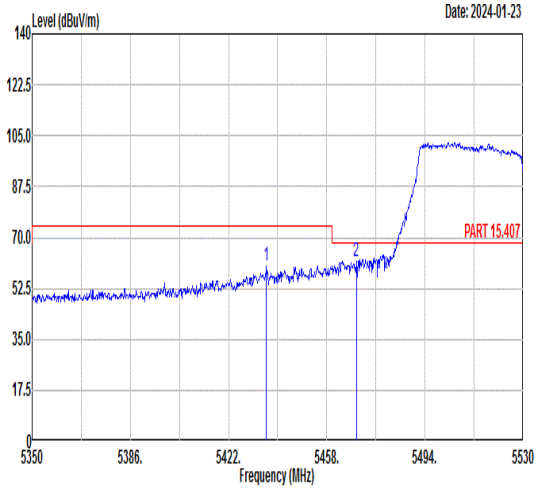 Freq Level Limit Line Margin Read Level Ant Factor Cable Loss Preamp Factor APos TPos Remark MHz dBuV/m dBuV/m dB dBuV dB/m dB dB cm deg 1 5435.86 60.25 74.00 -13.75 46.73 35.94 9.67 32.09 276 136 PEAK 2 5468.80 61.88 68.30 -6.42 48.31 35.92 9.69 32.04 276 136 PEAK	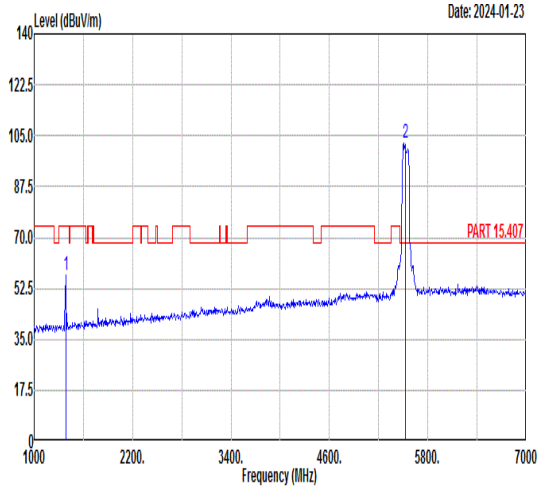 Freq Level Limit Line Margin Read Level Ant Factor Cable Loss Preamp Factor APos TPos Remark MHz dBuV/m dBuV/m dB dBuV dB/m dB dB cm deg 1 1386.00 56.83 74.00 -17.17 57.77 29.42 4.13 34.49 276 136 PEAK 2 5530.00 102.72 ------ ------ 89.11 35.91 9.71 32.01 276 136 PEAK
Avg	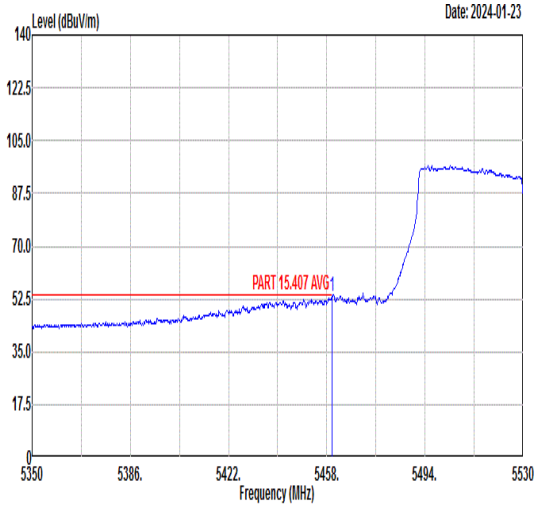 Freq Level Limit Line Margin Read Level Ant Factor Cable Loss Preamp Factor APos TPos Remark MHz dBuV/m dBuV/m dB dBuV dB/m dB dB cm deg 1 5459.80 53.24 54.00 -0.76 39.69 35.92 9.69 32.06 276 136 AVERAGE	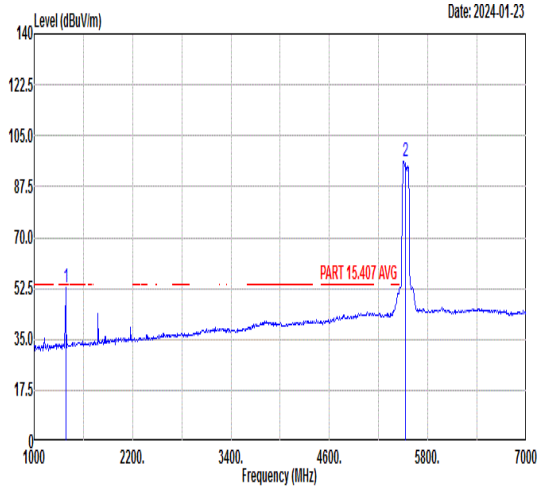 Freq Level Limit Line Margin Read Level Ant Factor Cable Loss Preamp Factor APos TPos Remark MHz dBuV/m dBuV/m dB dBuV dB/m dB dB cm deg 1 1386.00 52.68 54.00 -1.32 53.62 29.42 4.13 34.49 276 136 AVERAGE 2 5530.00 96.31 ------ ------ 82.70 35.91 9.71 32.01 276 136 AVERAGE

Mode	75	
	Band Edge - R	
	U-NII-2C_5.47-5.725_802.11ac VHT80_CH106_5530MHz	
ANT	CDD 0+1	
Pol.	Vertical	Fundamental
Peak	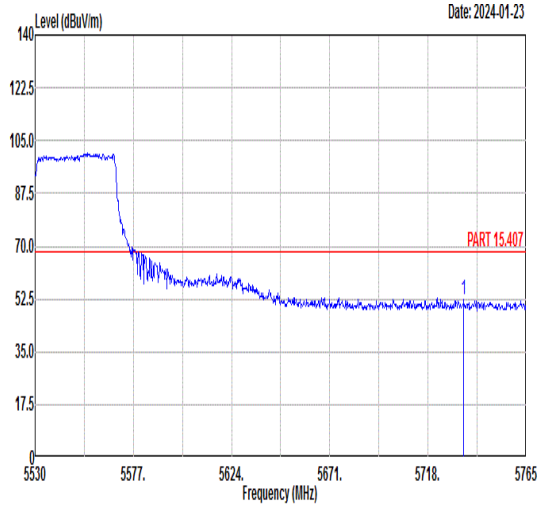 Freq Level Limit Line Margin Read Level Ant Factor Cable Loss Preamp Factor APos TPos Remark MHz dBuV/m dBuV/m dB dBuV dB/m dB dB cm deg 1 5735.16 52.24 68.30 -16.06 38.21 36.23 10.04 32.24 276 136 PEAK	Blank

Mode	75	
	Harmonic	
	U-NII-2C_5.47-5.725_802.11ac VHT80_CH106_5530MHz	
ANT	CDD 0+1	
Pol.	Horizontal	Vertical
Peak Avg	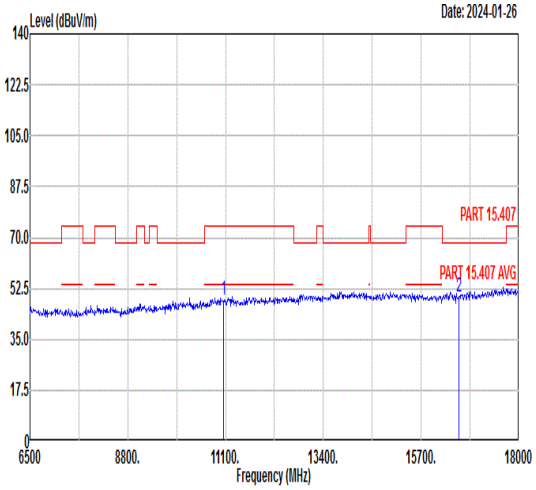 Freq Level Limit Line Margin Read Level Ant Factor Cable Loss Preamp Factor APos TPos Remark MHz dBuV/m dBuV/m dB dBuV dB/m dB dB cm deg 1 11060.00 48.45 74.00 -25.55 60.28 39.02 12.57 63.42 --- --- Peak 2 16590.00 49.89 68.30 -18.41 58.02 41.39 15.23 64.75 --- --- Peak	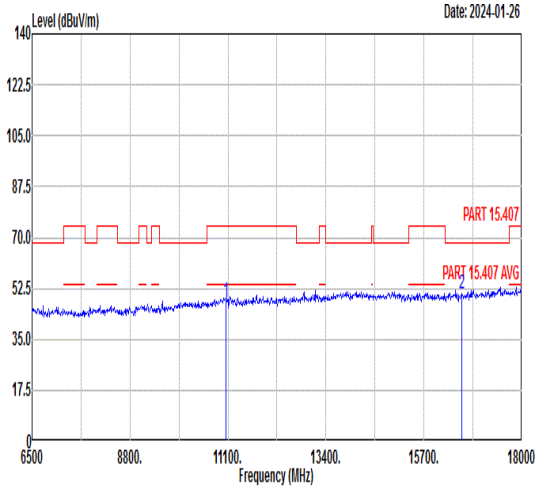 Freq Level Limit Line Margin Read Level Ant Factor Cable Loss Preamp Factor APos TPos Remark MHz dBuV/m dBuV/m dB dBuV dB/m dB dB cm deg 1 11060.00 48.26 74.00 -25.74 60.09 39.02 12.57 63.42 --- --- Peak 2 16590.00 50.67 68.30 -17.63 58.80 41.39 15.23 64.75 --- --- Peak

Mode	76
	Band Edge - L
	U-NII-2C_5.47-5.725_802.11ac VHT80_CH122_5610MHz
ANT	CDD 0+1

Pol. — Horizontal

Peak

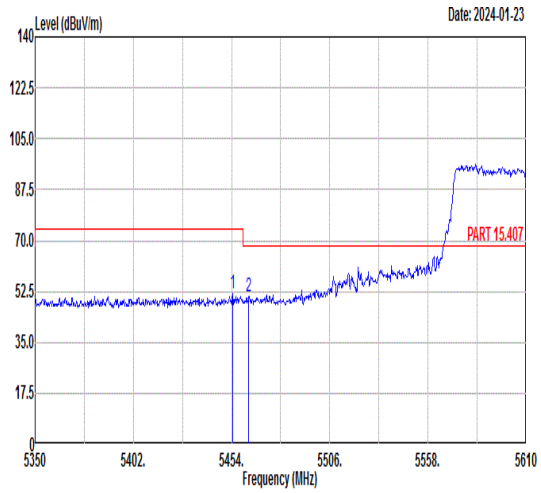

	Freq	Level	Limit Line	Margin	Read Level	Ant Factor	Cable Loss	Preamp Factor	APos	TPos	Remark
	MHz	dBuV/m	dBuV/m	dB	dBuV	dB/m	dB	dB	cm	deg	
1	5454.78	51.86	74.00	-22.14	38.86	35.93	9.68	32.61	100	209	PEAK
2	5463.10	50.64	68.30	-17.66	37.64	35.92	9.69	32.61	100	209	PEAK

Pol. — Fundamental

Peak

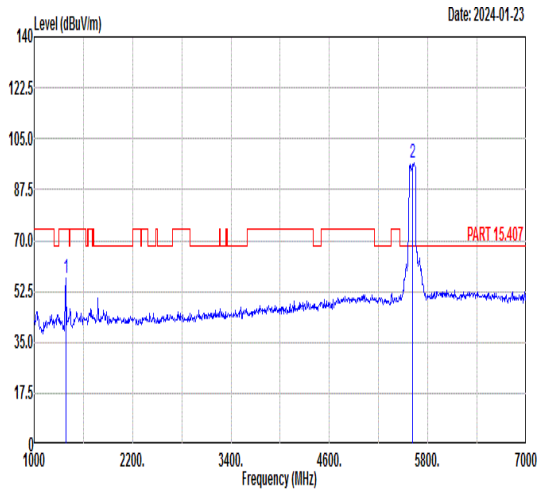

	Freq	Level	Limit Line	Margin	Read Level	Ant Factor	Cable Loss	Preamp Factor	APos	TPos	Remark
	MHz	dBuV/m	dBuV/m	dB	dBuV	dB/m	dB	dB	cm	deg	
1	1386.00	56.82	74.00	-17.18	58.20	29.42	4.13	34.93	100	209	PEAK
2	5610.00	96.52	------	------	83.27	36.08	9.82	32.65	100	209	PEAK

Avg

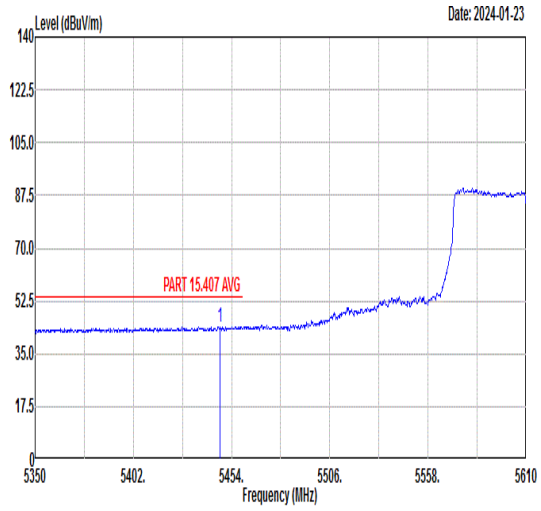

	Freq	Level	Limit Line	Margin	Read Level	Ant Factor	Cable Loss	Preamp Factor	APos	TPos	Remark
	MHz	dBuV/m	dBuV/m	dB	dBuV	dB/m	dB	dB	cm	deg	
1	5448.02	44.08	54.00	-9.92	31.08	35.93	9.68	32.61	100	209	AVERAGE

Avg

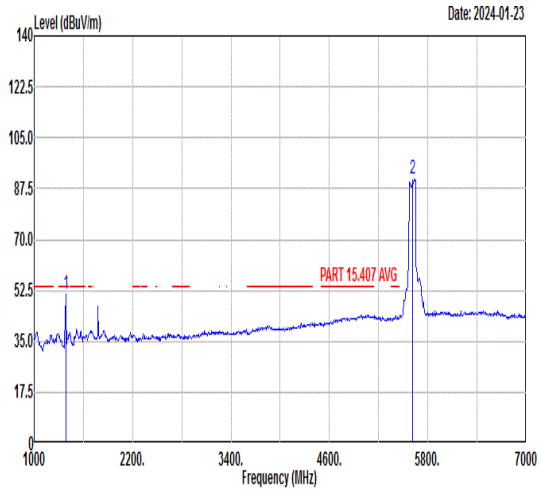

	Freq	Level	Limit Line	Margin	Read Level	Ant Factor	Cable Loss	Preamp Factor	APos	TPos	Remark
	MHz	dBuV/m	dBuV/m	dB	dBuV	dB/m	dB	dB	cm	deg	
1	1386.00	51.19	54.00	-2.81	52.57	29.42	4.13	34.93	100	209	AVERAGE
2	5610.00	90.85	------	------	77.58	36.09	9.84	32.66	100	209	AVERAGE

Mode	76	
	Band Edge - R	
	U-NII-2C_5.47-5.725_802.11ac VHT80_CH122_5610MHz	
ANT	CDD 0+1	
Pol.	Horizontal	Fundamental
Peak	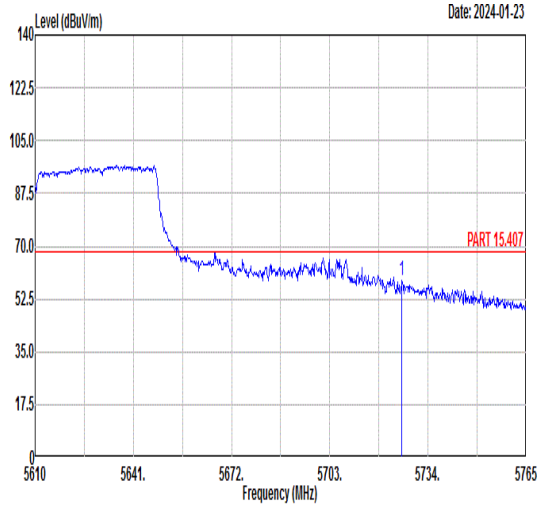 Freq Level Limit Line Margin Read Level Ant Factor Cable Loss Preamp Factor APos TPos Remark MHz dBuV/m dBuV/m dB dBuV dB/m dB dB cm deg 1 5725.79 58.53 68.30 -9.77 44.98 36.22 10.02 32.69 100 209 PEAK	Blank
Avg	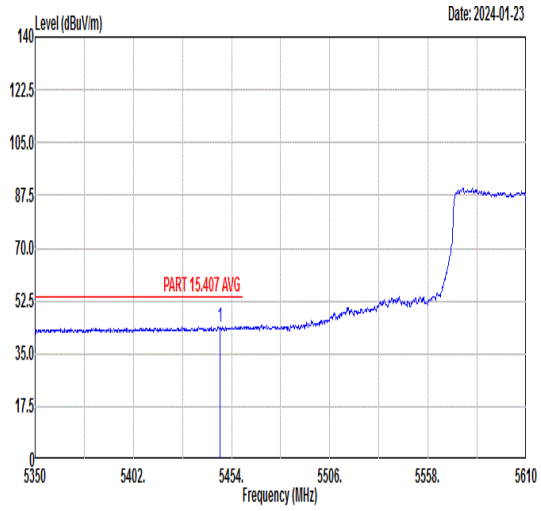 Freq Level Limit Line Margin Read Level Ant Factor Cable Loss Preamp Factor APos TPos Remark MHz dBuV/m dBuV/m dB dBuV dB/m dB dB cm deg 1 5448.02 44.08 54.00 -9.92 31.08 35.93 9.68 32.61 100 209 AVERAGE	Blank

Mode	76
	Band Edge - L
	U-NII-2C_5.47-5.725_802.11ac VHT80_CH122_5610MHz
ANT	CDD 0+1

Pol.	Vertical	Fundamental
Peak	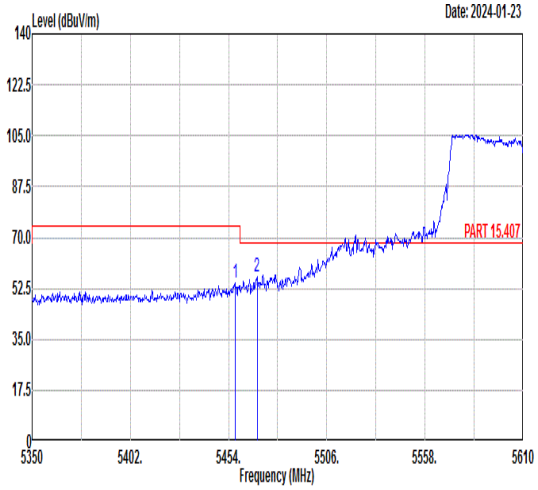 Freq Level Limit Line Margin Read Level Ant Factor Cable Loss Preamp Factor APos TPos Remark MHz dBuV/m dBuV/m dB dBuV dB/m dB dB cm deg 1 5457.38 54.32 74.00 -19.68 41.31 35.93 9.69 32.61 178 273 PEAK 2 5469.08 56.31 68.30 -11.99 43.31 35.92 9.69 32.61 178 273 PEAK	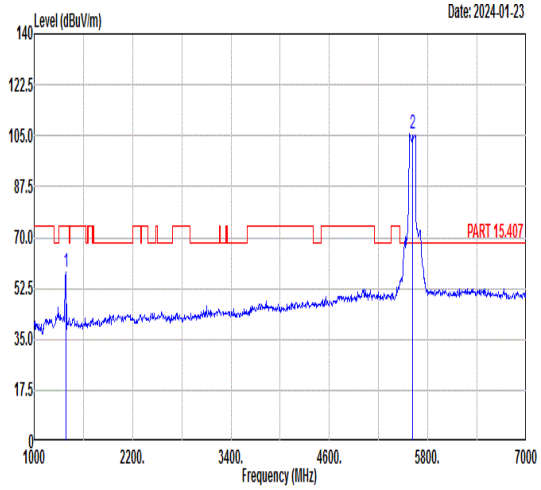 Freq Level Limit Line Margin Read Level Ant Factor Cable Loss Preamp Factor APos TPos Remark MHz dBuV/m dBuV/m dB dBuV dB/m dB dB cm deg 1 1386.00 58.32 74.00 -15.68 59.70 29.42 4.13 34.93 178 273 PEAK 2 5610.00 105.62 ------ ------ 92.51 36.00 9.74 32.63 178 273 PEAK
Avg	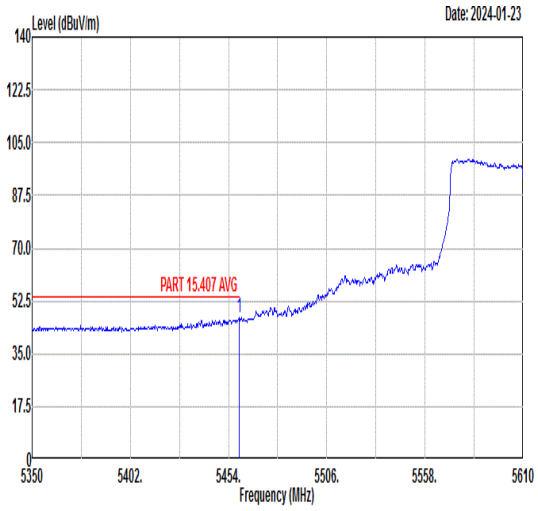 Freq Level Limit Line Margin Read Level Ant Factor Cable Loss Preamp Factor APos TPos Remark MHz dBuV/m dBuV/m dB dBuV dB/m dB dB cm deg 1 5459.72 46.87 54.00 -7.13 33.87 35.92 9.69 32.61 178 273 AVERAGE	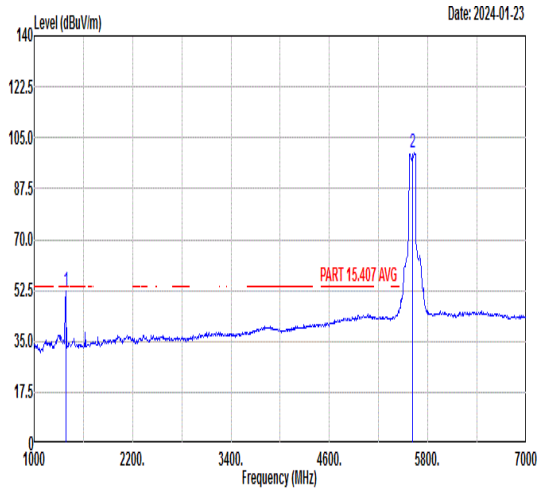 Freq Level Limit Line Margin Read Level Ant Factor Cable Loss Preamp Factor APos TPos Remark MHz dBuV/m dBuV/m dB dBuV dB/m dB dB cm deg 1 1386.00 52.35 54.00 -1.65 53.73 29.42 4.13 34.93 178 273 AVERAGE 2 5610.00 99.63 ------ ------ 86.36 36.09 9.84 32.66 178 273 AVERAGE

Mode	76	
	Band Edge - R	
	U-NII-2C_5.47-5.725_802.11ac VHT80_CH122_5610MHz	
ANT	CDD 0+1	
Pol.	Vertical	Fundamental
Peak	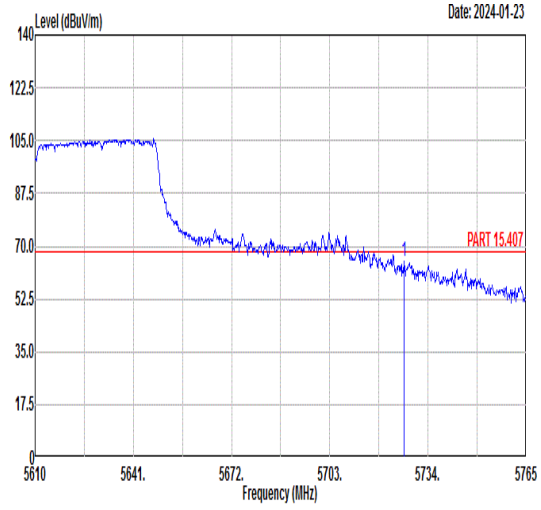 Freq Level Limit Line Margin Read Level Ant Factor Cable Loss Preamp Factor APos TPos Remark MHz dBuV/m dBuV/m dB dBuV dB/m dB dB cm deg 1 5726.41 64.72 68.30 -3.58 51.17 36.22 10.02 32.69 178 273 PEAK	Blank

Mode	76	
	Harmonic	
	U-NII-2C_5.47-5.725_802.11ac VHT80_CH122_5610MHz	
ANT	CDD 0+1	
Pol.	Horizontal	Vertical
Peak Avg	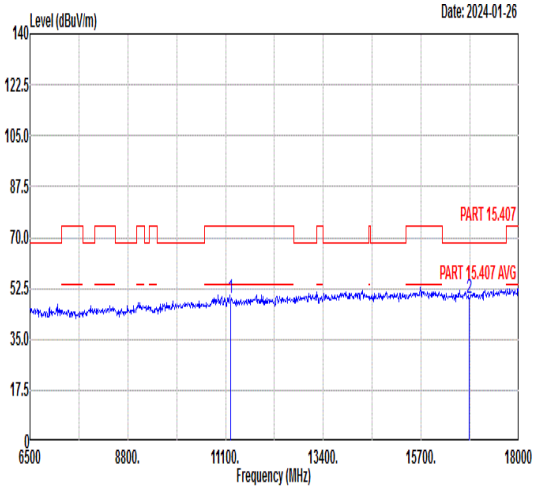 Freq Level Limit Line Margin Read Level Ant Factor Cable Loss Preamp Factor APos TPos Remark MHz dBuV/m dBuV/m dB dBuV dB/m dB dB cm deg 1 11220.00 49.16 74.00 -24.84 60.82 39.09 12.68 63.43 --- --- Peak 2 16830.00 49.32 68.30 -18.98 57.40 41.51 15.41 65.00 --- --- Peak	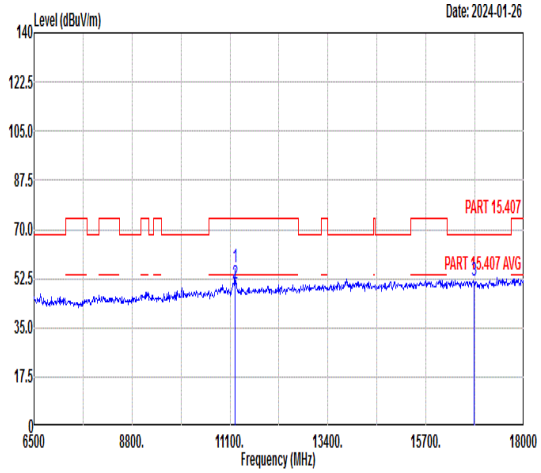 Freq Level Limit Line Margin Read Level Ant Factor Cable Loss Preamp Factor APos TPos Remark MHz dBuV/m dBuV/m dB dBuV dB/m dB dB cm deg 1 11220.00 56.38 74.00 -17.62 68.04 39.09 12.68 63.43 249 208 Peak 2 11220.00 50.59 54.00 -3.41 62.25 39.09 12.68 63.43 249 208 Average 3 16830.00 51.90 68.30 -16.40 59.98 41.51 15.41 65.00 --- --- Peak

Mode	77	
	Band Edge	
	U-NII-3_5.725-5.85_802.11a_CH149_5745MHz	
ANT	CDD 0+1	
Pol.	Horizontal	Fundamental
Peak	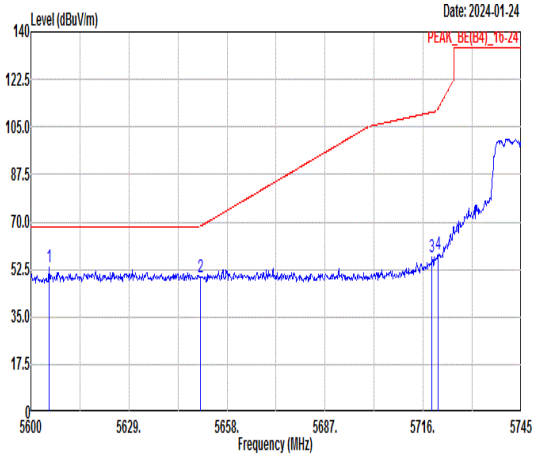 Freq Level Limit Line Margin Read Level Ant Factor Cable Loss Preamp Factor APos TPos Remark MHz dBuV/m dBuV/m dB dBuV dB/m dB dB cm deg 1 5605.37 53.22 68.30 -15.08 40.04 36.05 9.77 32.64 101 42 PEAK 2 5650.03 49.59 68.32 -18.73 36.28 36.11 9.86 32.66 101 42 PEAK 3 5718.61 56.87 110.41 -53.54 43.34 36.21 10.01 32.69 101 42 PEAK 4 5720.35 58.11 111.60 -53.49 44.58 36.21 10.01 32.69 101 42 PEAK	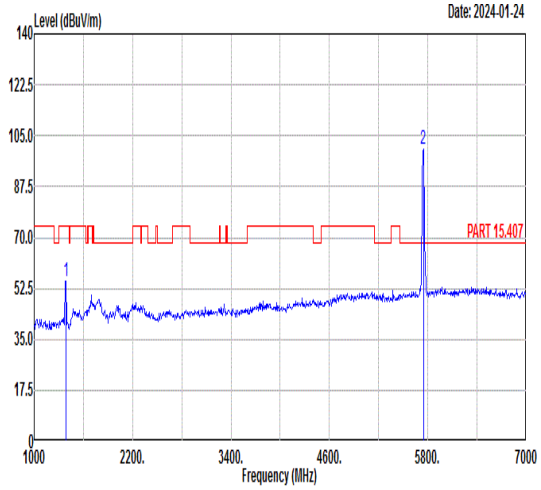 Freq Level Limit Line Margin Read Level Ant Factor Cable Loss Preamp Factor APos TPos Remark MHz dBuV/m dBuV/m dB dBuV dB/m dB dB cm deg 1 1386.00 55.02 74.00 -18.98 56.40 29.42 4.13 34.93 101 42 PEAK 2 5745.00 100.16 ------ ------ 86.56 36.24 10.06 32.70 101 42 PEAK
Avg	Blank	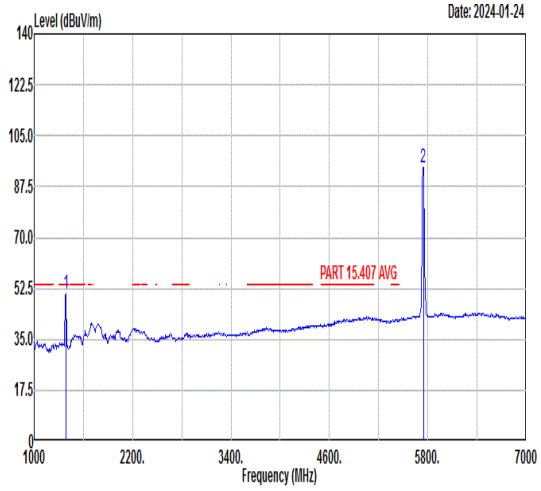 Freq Level Limit Line Margin Read Level Ant Factor Cable Loss Preamp Factor APos TPos Remark MHz dBuV/m dBuV/m dB dBuV dB/m dB dB cm deg 1 1386.00 50.93 54.00 -3.07 52.31 29.42 4.13 34.93 101 42 AVERAGE 2 5745.00 93.99 ------ ------ 80.40 36.24 10.05 32.70 101 42 AVERAGE

Mode	77	
	Band Edge	
	U-NII-3_5.725-5.85_802.11a_CH149_5745MHz	
ANT	CDD 0+1	
Pol.	Vertical	Fundamental
Peak	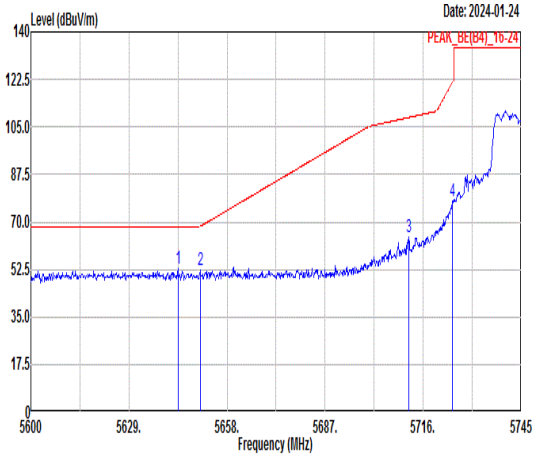 Freq Level Limit Line Margin Read Level Ant Factor Cable Loss Preamp Factor APos TPos Remark MHz dBuV/m dBuV/m dB dBuV dB/m dB dB cm deg 1 5643.50 52.92 68.30 -15.38 39.63 36.10 9.85 32.66 201 360 PEAK 2 5650.03 52.15 68.32 -16.17 38.84 36.11 9.86 32.66 201 360 PEAK 3 5711.65 64.67 108.46 -43.79 51.16 36.20 9.99 32.68 201 360 PEAK 4 5724.70 77.46 121.52 -44.06 63.92 36.21 10.02 32.69 201 360 PEAK	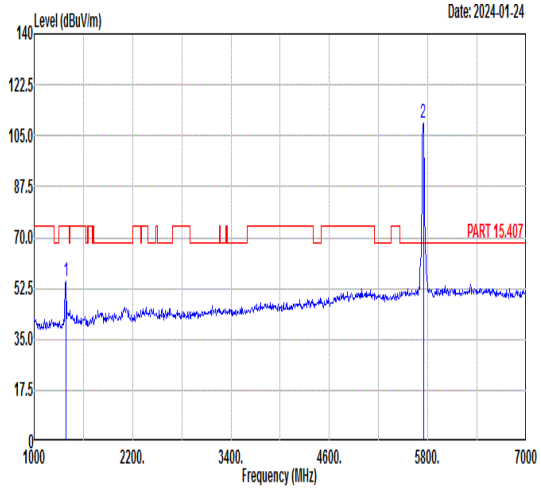 Freq Level Limit Line Margin Read Level Ant Factor Cable Loss Preamp Factor APos TPos Remark MHz dBuV/m dBuV/m dB dBuV dB/m dB dB cm deg 1 1386.00 54.74 74.00 -19.26 56.12 29.42 4.13 34.93 201 360 PEAK 2 5745.00 109.15 ------ ------ 95.55 36.24 10.06 32.70 201 360 PEAK
Avg	Blank	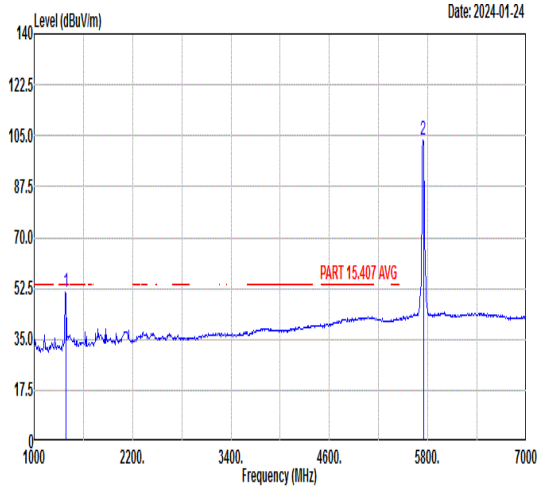 Freq Level Limit Line Margin Read Level Ant Factor Cable Loss Preamp Factor APos TPos Remark MHz dBuV/m dBuV/m dB dBuV dB/m dB dB cm deg 1 1386.00 51.30 54.00 -2.70 52.68 29.42 4.13 34.93 201 360 AVERAGE 2 5745.00 103.33 ------ ------ 89.74 36.24 10.05 32.70 201 360 AVERAGE

Mode	77	
	Harmonic	
	U-NII-3_5.725-5.85_802.11a_CH149_5745MHz	
ANT	CDD 0+1	
Pol.	Horizontal	Vertical
Peak Avg	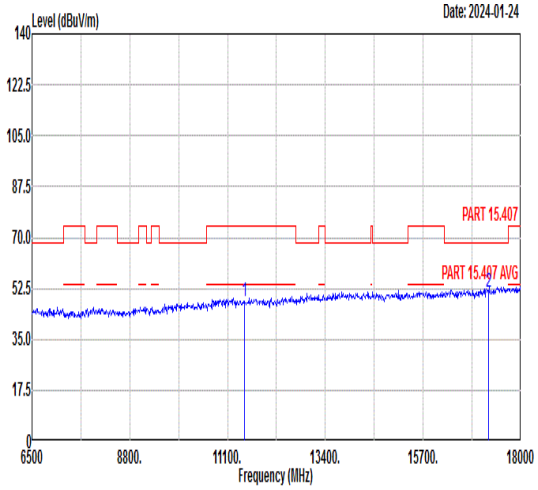 Freq Level Limit Line Margin Read Level Ant Factor Cable Loss Preamp Factor APos TPos Remark MHz dBuV/m dBuV/m dB dBuV dB/m dB dB cm deg 1 11490.00 48.29 74.00 -25.71 59.66 39.20 12.87 63.44 --- --- Peak 2 17235.00 51.15 68.30 -17.15 58.87 41.86 15.72 65.30 --- --- Peak	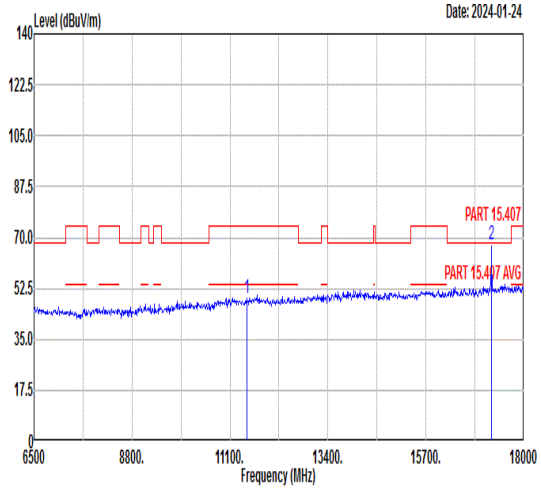 Freq Level Limit Line Margin Read Level Ant Factor Cable Loss Preamp Factor APos TPos Remark MHz dBuV/m dBuV/m dB dBuV dB/m dB dB cm deg 1 11490.00 48.92 74.00 -25.08 60.29 39.20 12.87 63.44 --- --- Peak 2 17235.00 67.67 68.30 -0.63 75.39 41.86 15.72 65.30 230 220 Peak

Mode	78	
	Harmonic	
	U-NII-3_5.725-5.85_802.11a_CH157_5785MHz	
ANT	CDD 0+1	
Pol.	Horizontal	Vertical
Peak Avg	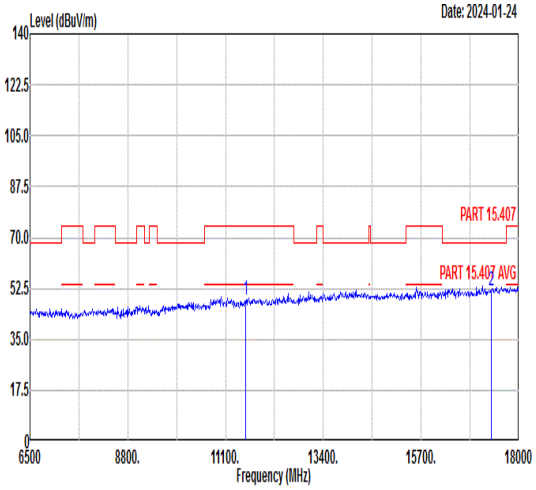 Freq Level Limit Line Margin Read Level Ant Factor Cable Loss Preamp Factor APos TPos Remark MHz dBuV/m dBuV/m dB dBuV dB/m dB dB cm deg 1 11570.00 48.35 74.00 -25.65 59.64 39.23 12.93 63.45 --- --- Peak 2 17355.00 51.88 68.30 -16.42 59.44 41.99 15.81 65.36 --- --- Peak	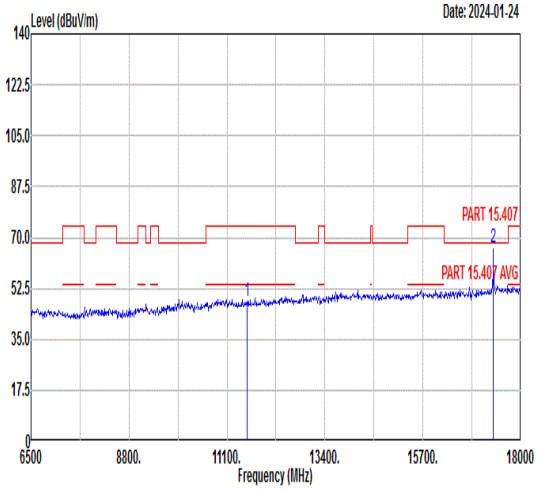 Freq Level Limit Line Margin Read Level Ant Factor Cable Loss Preamp Factor APos TPos Remark MHz dBuV/m dBuV/m dB dBuV dB/m dB dB cm deg 1 11570.00 48.20 74.00 -25.80 59.49 39.23 12.93 63.45 --- --- Peak 2 17355.00 66.32 68.30 -1.98 73.88 41.99 15.81 65.36 248 202 Peak

Mode	79	
	Band Edge - L	
	U-NII-3_5.725-5.85_802.11a_CH165_5825MHz	
ANT	CDD 0+1	
Pol.	Horizontal	Fundamental
Peak	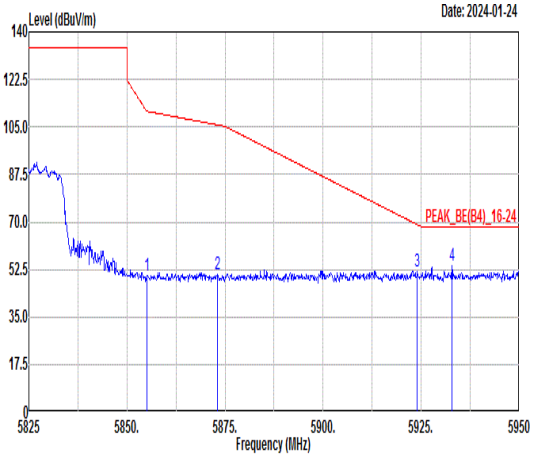 Freq Level Limit Line Margin Read Level Ant Factor Cable Loss Preamp Factor APos TPos Remark MHz dBuV/m dBuV/m dB dBuV dB/m dB dB cm deg 1 5855.00 50.04 110.80 -60.76 36.09 36.40 10.29 32.74 100 89 PEAK 2 5873.13 50.90 105.72 -54.82 36.90 36.42 10.33 32.75 100 89 PEAK 3 5924.00 51.84 69.03 -17.19 37.68 36.49 10.44 32.77 100 89 PEAK 4 5932.88 53.96 68.30 -14.34 39.76 36.51 10.46 32.77 100 89 PEAK	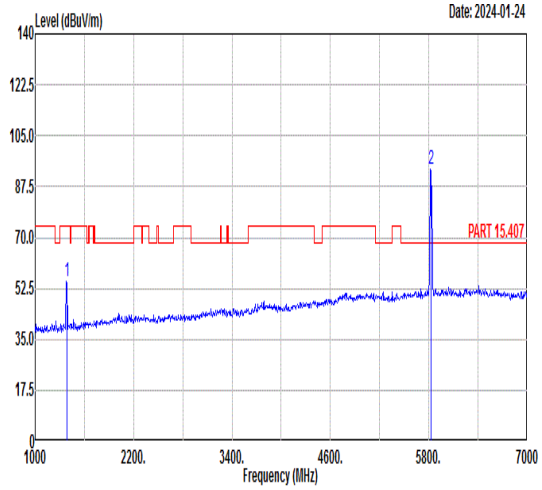 Freq Level Limit Line Margin Read Level Ant Factor Cable Loss Preamp Factor APos TPos Remark MHz dBuV/m dBuV/m dB dBuV dB/m dB dB cm deg 1 1386.00 54.90 74.00 -19.10 56.28 29.42 4.13 34.93 100 89 PEAK 2 5825.00 93.40 ------ ------ 79.57 36.35 10.21 32.73 100 89 PEAK
Avg	Blank	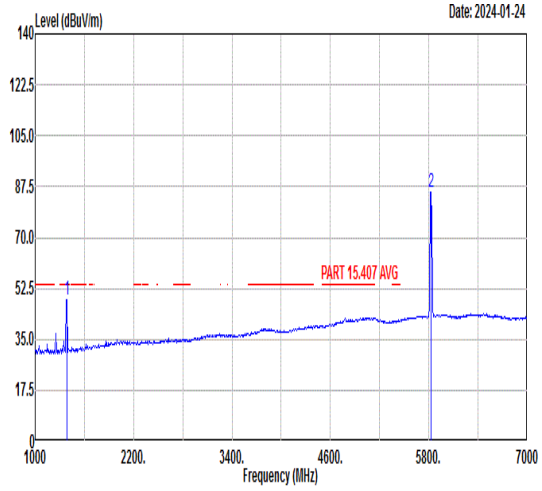 Freq Level Limit Line Margin Read Level Ant Factor Cable Loss Preamp Factor APos TPos Remark MHz dBuV/m dBuV/m dB dBuV dB/m dB dB cm deg 1 1386.00 48.62 54.00 -5.38 50.00 29.42 4.13 34.93 100 89 AVERAGE 2 5825.00 85.74 ------ ------ 71.89 36.35 10.23 32.73 100 89 AVERAGE

Mode	79
	Band Edge - L
	U-NII-3_5.725-5.85_802.11a_CH165_5825MHz
ANT	CDD 0+1

Pol.	Vertical	Fundamental
Peak	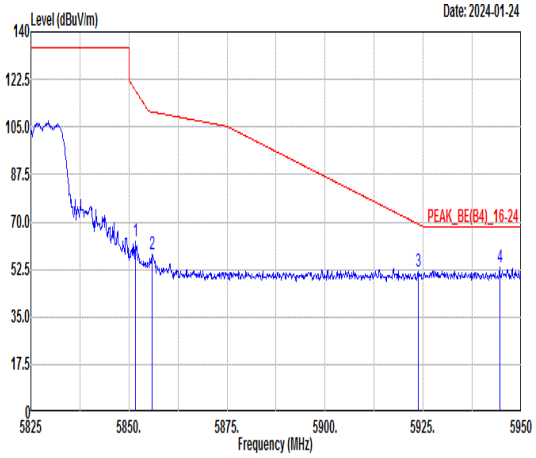 Freq Level Limit Line Margin Read Level Ant Factor Cable Loss Preamp Factor APos TPos Remark 1 5851.75 62.70 118.21 -55.51 48.76 36.39 10.29 32.74 269 60 PEAK 2 5855.88 58.13 110.55 -52.42 44.18 36.40 10.29 32.74 269 60 PEAK 3 5923.75 51.52 69.22 -17.70 37.36 36.49 10.44 32.77 269 60 PEAK 4 5944.50 53.33 68.30 -14.97 39.11 36.52 10.48 32.78 269 60 PEAK	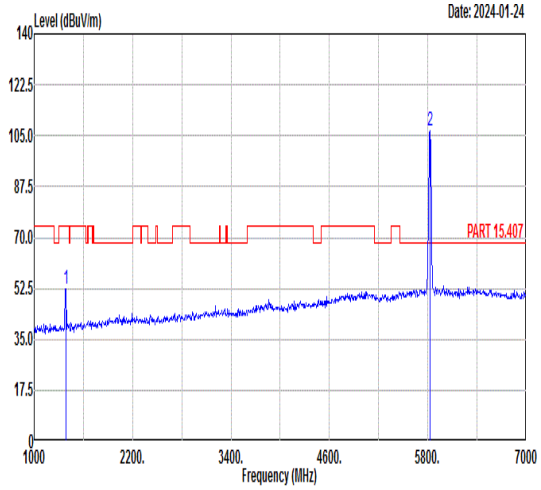 Freq Level Limit Line Margin Read Level Ant Factor Cable Loss Preamp Factor APos TPos Remark 1 1386.00 52.48 74.00 -21.52 53.86 29.42 4.13 34.93 269 60 PEAK 2 5825.00 106.65 ------ ------ 92.80 36.35 10.23 32.73 269 60 PEAK
Avg	Blank	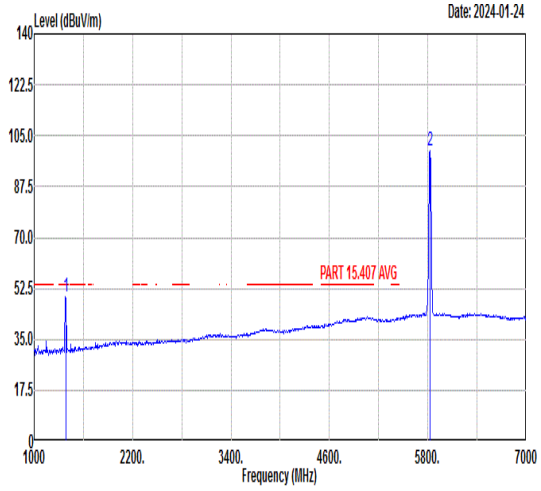 Freq Level Limit Line Margin Read Level Ant Factor Cable Loss Preamp Factor APos TPos Remark 1 1386.00 49.76 54.00 -4.24 51.14 29.42 4.13 34.93 269 60 AVERAGE 2 5825.00 99.78 ------ ------ 85.93 36.35 10.23 32.73 269 60 AVERAGE

Mode	79	
	Harmonic	
	U-NII-3_5.725-5.85_802.11a_CH165_5825MHz	
ANT	CDD 0+1	
Pol.	Horizontal	Vertical
Peak Avg	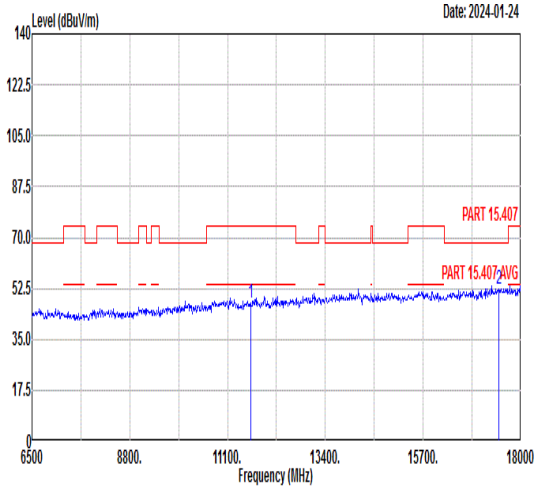 Freq Level Limit Line Margin Read Level Ant Factor Cable Loss Preamp Factor APos TPos Remark MHz dBuV/m dBuV/m dB dBuV dB/m dB dB cm deg 1 11650.00 47.39 74.00 -26.61 58.59 39.26 12.99 63.45 --- --- Peak 2 17475.00 52.38 68.30 -15.92 59.79 42.12 15.90 65.43 --- --- Peak	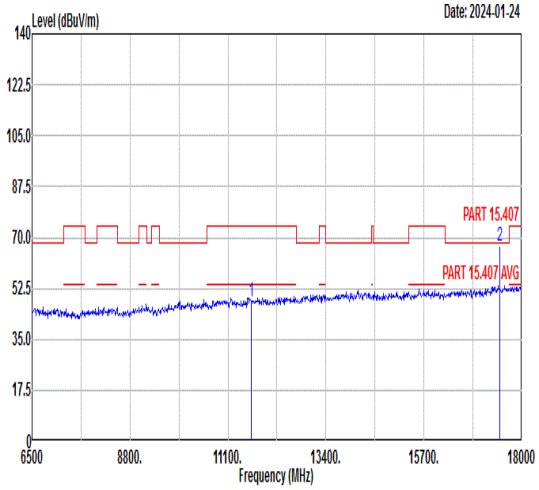 Freq Level Limit Line Margin Read Level Ant Factor Cable Loss Preamp Factor APos TPos Remark MHz dBuV/m dBuV/m dB dBuV dB/m dB dB cm deg 1 11650.00 48.23 74.00 -25.77 59.43 39.26 12.99 63.45 --- --- Peak 2 17475.00 67.30 68.30 -1.00 74.71 42.12 15.90 65.43 230 199 Peak

Mode	80	
	Band Edge	
	U-NII-3_5.725-5.85_802.11ax HE20_CH149_Full_5745MHz	
ANT	CDD 0+1	
Pol.	Horizontal	Fundamental
Peak	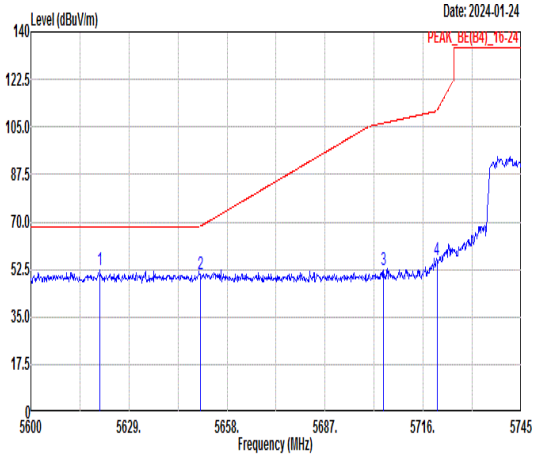 Freq Level Limit Line Margin Read Level Ant Factor Cable Loss Preamp Factor APos TPos Remark MHz dBuV/m dBuV/m dB dBuV dB/m dB dB cm deg 1 5620.45 52.08 68.30 -16.22 38.86 36.07 9.80 32.65 200 166 PEAK 2 5650.03 50.87 68.32 -17.45 37.56 36.11 9.86 32.66 200 166 PEAK 3 5704.26 52.44 106.39 -53.95 38.96 36.19 9.97 32.68 200 166 PEAK 4 5720.06 56.11 110.94 -54.83 42.58 36.21 10.01 32.69 200 166 PEAK	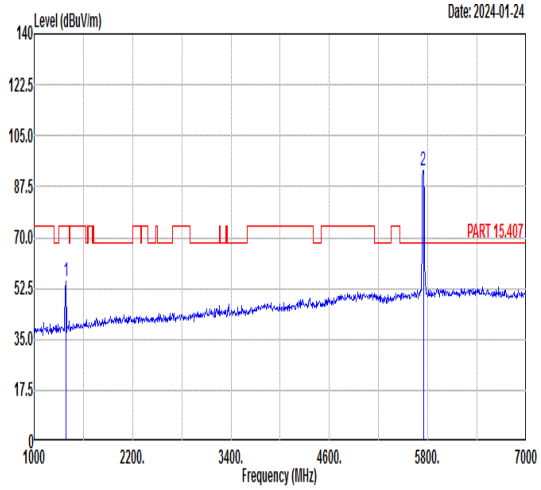 Freq Level Limit Line Margin Read Level Ant Factor Cable Loss Preamp Factor APos TPos Remark MHz dBuV/m dBuV/m dB dBuV dB/m dB dB cm deg 1 1386.00 54.69 74.00 -19.31 56.07 29.42 4.13 34.93 200 166 PEAK 2 5745.00 93.12 ------ ------ 79.53 36.24 10.05 32.70 200 166 PEAK
Avg	Blank	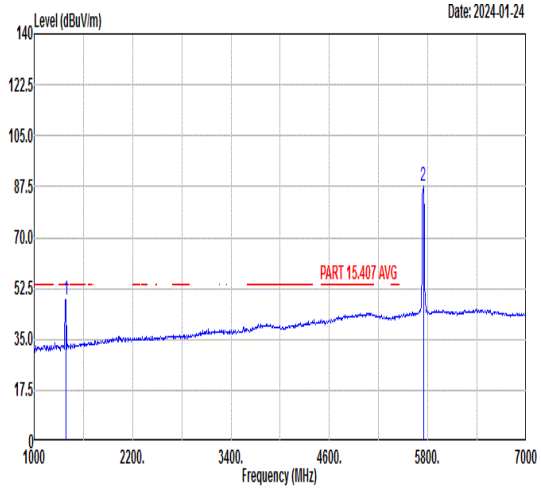 Freq Level Limit Line Margin Read Level Ant Factor Cable Loss Preamp Factor APos TPos Remark MHz dBuV/m dBuV/m dB dBuV dB/m dB dB cm deg 1 1386.00 48.82 54.00 -5.18 50.20 29.42 4.13 34.93 200 166 AVERAGE 2 5745.00 87.66 ------ ------ 74.06 36.24 10.06 32.70 200 166 AVERAGE