

moto g52

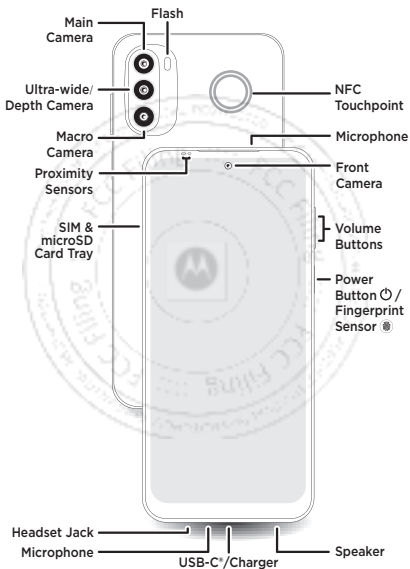
English.....3

Language.....7

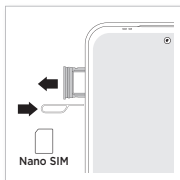


Let's get started

Before using your phone, please read the legal, safety, and regulatory information provided with your product.

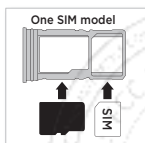


Put in the cards & power on



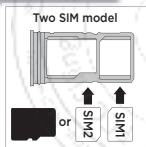
- 1 Insert the SIM tool into the hole next to the tray to pop out the tray.

Make sure you use the correct size SIM card and don't cut the SIM card.




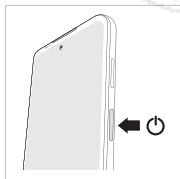
- 2 Insert the SIM card(s) with the gold contacts down, then gently push the tray into the slot.

Add a microSD card  (optional, sold separately) for additional storage.



- 3 Press and hold the Power button, then follow the prompts to get started.


Note: To turn off your phone, swipe down with two fingers from the top of the home screen and tap .



Help & more

Get answers, updates, and info:

- **Help is here:** From the home screen, swipe up and tap **Settings** > **Help** to learn how to use your phone and get support.
- **Get more:** Get software, user guides, and more at www.motorola.com/mymotog.
- **Get apps:** Tap **Play Store** to browse and download apps.
- **Uninstall an app:** Touch and hold the app, then drag it to **Uninstall**.
- **Backup & restore:** Log in to your Google account to restore contacts, calendar, and more.

Legal information. This guide provides important legal, safety, and regulatory information that you should read before using your product. For the complete legal information, from the home screen swipe up and tap **Settings** > , then type **Legal information**, or visit www.motorola.com/device-legal.

Water repellent. Your phone is not waterproof. For more about your phone's water-repellent design and care, swipe up and tap **Settings** > **Help**.

Battery safety. To prevent possible burning and injury, the battery in your phone should only be removed by a Motorola-approved service center or similar skilled personnel.

If your phone becomes unresponsive, press and hold the Power button until the screen goes dark and your phone restarts. Charge your phone using a compatible Motorola charger (may be sold separately). Use of other chargers is not recommended. Don't charge your phone in temperatures below -20°C (-4°F) or above 45°C (113°F). Chargers that do not comply with applicable national standards may be unsafe, with risk of death or injury, and may cause slow charging, product damage, or reduced device performance. To view applicable standards and to learn more, see the "Legal information" section of this guide, or visit www.motorola.com/device-legal.

Warning about high volume usage. To prevent possible hearing damage, do not listen at high volume levels for long periods. When your headset volume reaches the high volume threshold, a warning shows. Tap **OK** to dismiss it, or wait one to five seconds, then press the Volume Up button to dismiss the alert and enable the volume to continue to be adjusted.



Disposal & recycling. For help recycling products and packaging responsibly, visit www.motorola.com/recycling.



Extreme heat or cold. Don't use your phone in temperatures below -20°C (-4°F) or above 45°C (113°F). Don't store/transport your phone in temperatures below -20°C (-4°F) or above 60°C (140°F).

Legal disclaimers. Features, services and applications are network dependent and may not be available in all areas; additional terms/charges may apply. Product specifications and other information

contained in this guide are believed to be accurate at the time of printing. Motorola reserves the right to correct or change any information without notice.

Arbitration. Your purchase is governed by a binding arbitration clause. For more information and how to opt-out, see the legal guide that came with your phone.

SAR information (on e-label). To view specific absorption rate (SAR) values for this phone, from the home screen swipe up and tap **Settings** > , then type **Regulatory labels**, from your phone's dialpad, type ***#07#**, or visit www.motorola.com/sar.

Unified product circulation mark. Compliance with the requirements of Technical Regulations: Smartphone meets the requirements of TR CU 020/2011 "electromagnetic compatibility of technical means." TR EAEU 037/2016 "On Restrictions of the use of hazardous substances in electrical and radio electronic equipment". Charger (AC adapter) meets the requirements of TR CU 004/2011 "on safety of low-voltage equipment." TR CU 020/2011 "electromagnetic compatibility of technical means." TR EAEU 037/2016 "On Restrictions of the use of hazardous substances in electrical and radio electronic equipment". Mark of conformity:



Russian compliance. Smartphone for personal and business use, designed for voice calls, sending text messages, data transfer, with support for various connection profiles (Wi-Fi, Bluetooth, GSM, CDMA, etc.) and applications.

Изготовитель: Моторола Мобилити ЛЛС, 222 В. Мерчандисе Март Плаза, Суите 1800, Чикаго, ИЛ 60654, США (Motorola Mobility LLC, 222 W. Merchandise Mart Plaza, Suite 1800, Chicago, IL 60654, USA)

Made in China. Representative: LLC Lenovo EE/A, 143401, Moscow Region, Krasnogorsk, boulevard Stroiteley 4 bld 1, section A, 7 floor.

Importer: The name of Importer can be found on package label/sticker*.

Manufacturing date: see package label*, line Date (the date is indicated in a format year-month-date).

* According to the standard GOST 2.601-2013 "Unified system of design documentation. Operational manual», article 5.1, clause 5.1.2, sticker/label is considered as type of operation manual.

Life cycle of the product: 2 years.

Copyright & trademarks. MOTOROLA, the stylized M logo, MOTO, and the MOTO family of marks are trademarks or registered trademarks of Motorola Trademark Holdings, LLC. Google, Android, Google Play and other related marks and logos are trademarks of Google LLC. microSD Logo is a trademark of SD-3C, LLC. USB Type-C and USB-C are registered trademarks of USB Implementers Forum. Qualcomm Snapdragon is a product of Qualcomm Technologies, Inc. and/or its subsidiaries. Qualcomm and Snapdragon are trademarks of Qualcomm Incorporated, registered in the United States and other countries. All other product or service names are the property of their respective owners.

© 2022 Motorola Mobility LLC. All rights reserved.

Product ID: **moto g52** (Model XT2221-1)

Manual Number: XXXXXXXX-A

