



**M1000ANC Bluetooth® Headphones
with ANC and Dirac® HD Sound**

P/N 43453

User's Manual



SAFETY WARNINGS AND GUIDELINES

Please read this entire manual before using this device, paying extra attention to these safety warnings and guidelines. Please keep this manual in a safe place for future reference.

- This device is intended for indoor use only. Do not expose this device to water or moisture of any kind.
- Do not expose this device to excessive vibration, extreme force, shock, or fluctuations in temperature or humidity.
- Do not use this device while operating a motor vehicle, heavy equipment, walking in traffic, or any other situation in which situational awareness is a key to safety.
- Avoid prolonged exposure to excessive volume levels, which could cause hearing damage. Reduce the volume to minimum before wearing these headphones, then increase the volume to a comfortable listening level.
- Do not expose this device to excessively high temperatures. Do not place it in, on, or near a heat source, such as a fireplace, stove, radiator, etc. Do not leave it in direct sunlight.
- This device contains a Lithium battery. Dispose of this device only in accordance with local,

state, or federal regulations for electronic waste.

- Charge the battery before first use and at least once every three months to keep it fresh and capable of holding the full charge.
- Clean using a soft, dry cloth only. Do not use chemical cleaners, solvents, or detergents. For stubborn deposits, moisten the cloth with warm water.
- This device has no user serviceable parts. Do not attempt to open, service, or modify this device.

CUSTOMER SERVICE

The Monoprice Customer Service department is dedicated to ensuring that your ordering, purchasing, and delivery experience is second to none. If you have any problem with your order, please give us an opportunity to make it right. You can contact a Monoprice Customer Service representative through the Live Chat link on our website

www.monoprice.com or via email at

support@monoprice.com. Check the website for support times and links.

PACKAGE CONTENTS

Please take an inventory of the package contents to ensure you have all the items listed below. If anything is missing or damaged, please contact Monoprice Customer Service for a replacement.

1x Bluetooth® Headphones

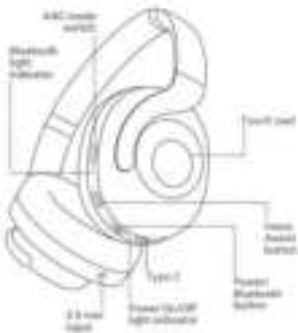
1x Carry Bag

1x USB Charging Cable

1x 3.5mm Audio Cable

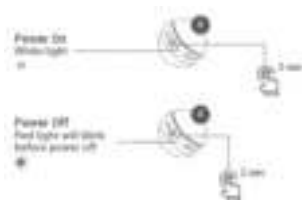
1x User's Manual

PRODUCT OVERVIEW



OPERATION

Power On/Off



- Press and hold the **Power/Bluetooth Button** for 2 seconds to turn the headphones on. The **Power On/Off Light Indicator** will illuminate solid white.
- If it is not already paired, the headphones will enter Bluetooth® pairing mode when first powered on.
- Press and hold the **Power/Bluetooth Button** for 2 seconds to turn the headphones off. The **Power On/Off Light Indicator** will blink red until power is off.

Bluetooth® Pairing



1. With the headphones powered off, press and hold the **Power/Bluetooth Button** for 5 seconds to enter Bluetooth® pairing mode. The **Bluetooth Light Indicator** will blink green, indicating that it is in Bluetooth® pairing mode.
2. Open the Bluetooth settings on your phone and search for nearby Bluetooth devices.
3. Locate and select the **MP43453** entry. If prompted for a passcode, enter **0000** (four zeros).


Audio Playback



- Double tap the right earcup to Play or Pause audio playback.
- Swipe forward on the right earcup to skip forward to the next track.
- Swipe backward on the right earcup to skip back to the previous track.
- Swipe up on the right earcup to increase the volume level.
- Swipe down on the right earcup to decrease the volume level.
- Press and hold the right earcup to temporarily reduce the volume level, so you can hear

someone talking or hear ambient environmental sounds.

Conversation Mode



While audio is playing, you can press and hold the right earcup to temporarily reduce the volume level, so you can hear someone talking or hear ambient environmental sounds.


Phone Calls



- When an incoming call is received, double tap the right earcup to answer the call.
- While a call is in progress, double tap the right earcup to hang up.
- When an incoming call is received, press and hold the right earcup for 2 seconds to reject the call.
- If another call is received while a call is in progress, double tap the right earcup to put the current call on hold and answer the incoming call.

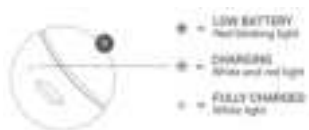
- If another call is received while a call is in progress, press and hold the right earcup for 2 seconds to reject the incoming call.
- With one call in progress and another on hold, press and hold the right earcup for 2 seconds to switch between calls.

Voice Assistant and ANC



- Press the **Voice Assist Button** to activate your phone's voice assistant.
- Slide the **ANC Mode Switch** to the **HI** position to activate maximum noise cancelling, up to 35dB.
- Slide the **ANC Mode Switch** to the **LOW** position to activate moderate noise cancelling, up to 20dB.
- Slide the **ANC Mode Switch** to the **OFF** position in the middle to turn active noise cancelling off.

Charging



1. The **Power On/Off Light Indicator** blinks red when the battery is low, indicating that the battery should be recharged.
2. Plug one end of the included **USB Charging Cable** into the **USB Type-C®** port on the headphones, then plug the other end into a USB power source, such as a computer, wall charger, power bank, etc. (available separately). The **Power On/Off Light Indicator** will illuminate red and white to indicate that charging is in progress.
3. When charging is complete, the **Power On/Off Light Indicator** will illuminate solid white.

Wired Connection



If your device does not have Bluetooth® or you don't want to use Bluetooth, you can use a wired connection. To do so, plug one end of the included **3.5mm Audio Cable** into the **3.5mm Input** jack on the headphones, then plug the other end into the headphone output of your audio device.

TECHNICAL SUPPORT

Monoprice is pleased to provide free, live, online technical support to assist you with any questions you may have about installation, setup, troubleshooting, or product recommendations. If you ever need assistance with your new product, please come online to talk to one of our friendly and knowledgeable Tech Support Associates. Technical support is available through the online chat button on our website **www.monoprice.com** or through email by sending a message to **tech@monoprice.com**. Check the website for support times and links.

To download the latest drivers, firmware, manuals, etc., go to **www.monoprice.com** and type the **P/N**

into the search bar. If available, support files are linked at the bottom of the product page.

SPECIFICATIONS

| | |
|------------------------------|-------------------|
| P/N | 43453 |
| Driver Size | 40mm |
| Frequency Response | 20Hz ~ 20kHz |
| Bluetooth® Version | 5 |
| Bluetooth Frequency | 2.402 ~ 2.480 GHz |
| Bluetooth Pairing Name | MP43453 |
| Audio Codec | SBC |
| Noise Reduction (ANC HI) | 35dB |
| Noise Reduction (ANC LOW) | 20dB |
| Battery Type | Lithium-ion |
| Battery Capacity | 720mAh |
| Playback Time (ANC off) | About 60 hours |
| Playback Time (ANC on) | About 40 hours |
| Charging Time | About 2.5 hours |
| Weight | 9.3 oz. (263g) |

REGULATORY COMPLIANCE

Notice for FCC



FCC ID: 2ADDH-43453

This device complies with Part 15 of the FCC rules. Operation is subject to the following two conditions: (1) this device may not cause harmful interference, and (2) this device must accept any interference received, including interference that may cause undesired operation.

Modifying the equipment without Monoprice's authorization may result in the equipment no longer complying with FCC requirements for Class B digital devices. In that event, your right to use the equipment may be limited by FCC regulations, and you may be required to correct any interference to radio or television communications at your own expense.

This equipment has been tested and found to comply with the limits for a Class B digital device, pursuant to Part 15 of the FCC Rules. These limits are designed to provide reasonable protection against harmful interference in a residential installation. This equipment generates, uses and can radiate radio frequency energy and, if not installed and used in accordance with the instructions, may cause harmful

interference to radio communications. However, there is no guarantee that interference will not occur in a particular installation. If this equipment does cause harmful interference to radio or television reception, which can be determined by turning the equipment off and on, the user is encouraged to try to correct the interference by one or more of the following measures:

- Reorient or relocate the receiving antenna.
- Increase the separation between the equipment and receiver.
- Connect the equipment into an outlet on a circuit different from that to which the receiver is connected.
- Consult the dealer or an experienced radio/TV technician for help.

Radio Notice for FCC

Caution

This FCC Part 15 radio device operates on a non-interference basis with other devices operating at this frequency. Any changes or modification to said product not expressly approved by Monoprice, including the use of non-approved antennas, could void the user's authority to operate this device.

This device complies with Part 15 of the FCC Rules. Operation is subject to the following two conditions: (1) this device may not cause harmful interference, and (2) this device must accept any interference received, including interference that may cause undesired operation.

RF Warning Statement

The device has been evaluated to meet general RF exposure requirement. The device can be used in portable exposure conditions without restriction.

EU Conformity with applicable directives



This equipment complies with the essential requirements listed below:

- Radio Equipment Directive (RED) 2014/53/EU
- RoHS 2 Directive 2011/65/EU with Directive (EU) 2015/863

UK Conformity with the relevant Union harmonization legislation



This equipment complies with the essential requirements listed below:

- Radio Equipment Regulations 2017
- Restriction of the Use of Certain Hazardous Substances in Electrical and Electronic Equipment Regulations 2012



For Consumers in the European Union: The symbol indicates that this product should be disposed of separately from regular household waste streams. It is your responsibility to dispose of this and other electrical and electronics products via designated collection facilities appointed by the government or local authorities. Correct disposal and recycling will help prevent potential negative consequences to the environment and human health. For more detailed information about the disposal of your unwanted product, please contact your local authorities, waste disposal service, or the shop where you purchased the product.

Monoprice™, Monolith™, the Monolith logo, and all Monoprice logos are trademarks of Monoprice Inc.

The Bluetooth® word mark and logos are registered trademarks of Bluetooth SIG, Inc.

Dirac® is a registered trademark of Dirac Research AB.

USB Type-C® and USB-C® are registered trademarks of USB Implementers Forum.