



















# Instructions of RF42


## 1 appearance



## 2 Key function

Key value	Specification
CHILD LOCK	Press and hold  button till the backlight flashes remote enters locking or unlocking mode
PAIR	press and hold  button ,the remote enters pairing mode
M	Click  button, the bed moves to M position, press and hold M button for 5s, until backlight flashes, the control set the current position as M position
FLASH LIGHT	Click  button, open or close flash light

HEAD UP	Press and hold  button, head actuator moves out, stop when released
HEAD DOWN	Press and hold  button, head actuator moves in, stop when released
FOOT UP	Press and hold  button, foot actuator moves out, stop when released
FOOTDOWN	Press and hold  button, foot actuator moves in, stop when released
ZG	Click  button, the bed moves to zeroG position, press and hold zeroG button for 5s, until backlight flashes, the control set the current position as zeroG position
FLAT	Press and hold  button, the bed goes flat
TV	Click  button, the bed moves to TV position, press and hold TV button for 5s, until backlight flashes, the control set the current position as TV position
ANTI SNORE	Click  button, the bed moves to antisnore position, press and hold antisnore button for 5s until backlight flashes, the control set the current position as antisnore position
Lounge	Click  button, the bed moves to Lounge position, press and hold Lounge button for 5s, until backlight flashes, the control set the current position as Lounge position
MASSAGE HEAD	Click  button to switch massage intensity of head massage motors
TIMER	Click  button to switch massage time
MASSAGE FOOT	Click  button to switch massage intensity of foot massage motors
MASSAGE ON/OFF	Click  button to turn on/off head & foot massage motors
UNDER BED LIGHT	Click  light button to turn on/off the under bed light

MESSAGE TYPE	Click  button to switch message mode
--------------	---

LED 1:	10 MIN	Massage time: 10 minutes
LED 2:	20 MIN	Massage time: 20 minutes
LED 3:	30 MIN	Massage time: 30 minutes
Other function 1:	Zero G + Flat	Press and hold zeroG and flat button for 5s until backlight flashes, the memory positions of control box reset to default settings

**FCC Statement**

Any Changes or modifications not expressly approved by the party responsible for compliance could void the user's authority to operate the equipment.

This device complies with part 15 of the FCC Rules. Operation is subject to the following two conditions:

- (1) This device may not cause harmful interference, and
- (2) This device must accept any interference received, including interference that may cause undesired operation.

**RF warning for Portable device:**

The device has been evaluated to meet general RF exposure requirement. The device can be used in portable exposure condition without restriction.

**ISED RSS Warning:**

This device complies with Innovation, Science and Economic Development Canada licence-exempt RSS standard(s). Operation is subject to the following two conditions:

- (1) this device may not cause interference, and
- (2) this device must accept any interference, including interference that may cause undesired operation of the device.

Le présent appareil est conforme aux CNR d'ISED applicables aux appareils radio exempts de licence. L'exploitation est autorisée aux deux conditions suivantes:

- (1) l'appareil ne doit pas produire de brouillage, et
- (2) l'utilisateur de l'appareil doit accepter tout brouillage radioélectrique subi, même si le brouillage est susceptible d'en compromettre le fonctionnement.

**ISED RF exposure statement:**

This equipment complies with ISED radiation exposure limits set forth for an uncontrolled environment. The device has been evaluated to meet general RF exposure requirement.

Le matériel est conforme aux limites de dose d'exposition aux rayonnements énoncés pour un autre environnement. ce dispositif a été évalué à satisfaire l'exigence générale de l'exposition aux rf.