Testing Report

Customer Name: SHENZHENSHIXINZHONGXIN TECHNOLOGY. CO. , LTD

Product Name: Antenna

Sample Model: RSR-XZX-2T-5.8G-TX

Reference Standard: *GB/T9410-2008; ANSI/IEEE Std 149-1979*

Issue Date: 2024.04. 28

Engineer:	Date: 2024.04. 28
Auditor:	Date: 2024.04. 28
Approver:	Date: 2024.04. 28

1. General Information

1.1 General Information of testing institutions

Name	Shenzhen Hetuo Technology Co. ,Ltd.
Addres s	Room 1202 B, Building C6, Hengfeng Industrial City, Xixiang, Ba oan District, Shenzhen
Tel	18665849001
E-mail	18665849001@163.com
Equipm ent	Agilent 5071C

1.2 Testing principle

Antenna Photo & Lenght(mm)_ANT1: PCB antenna

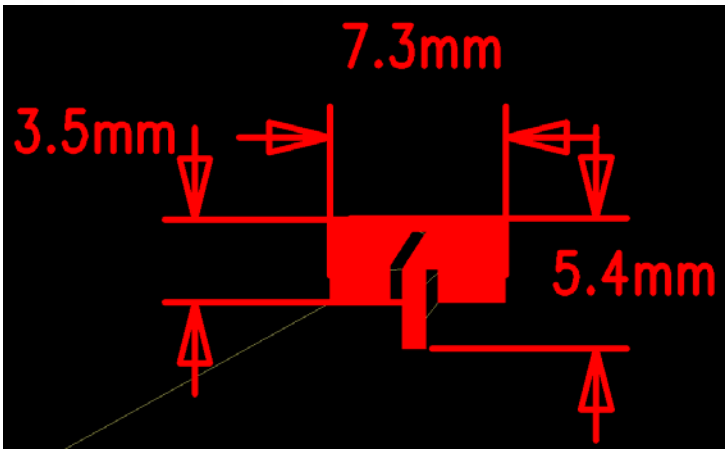

Antenna Photo & Lenght(mm)_ANT2: Stainless steel antenna

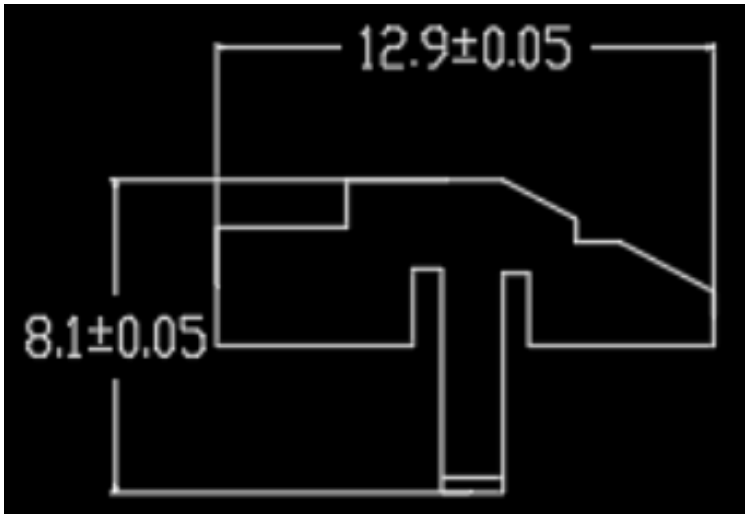

Antenna Photo & Lenght(mm)_ANT3: Stainless steel antenna

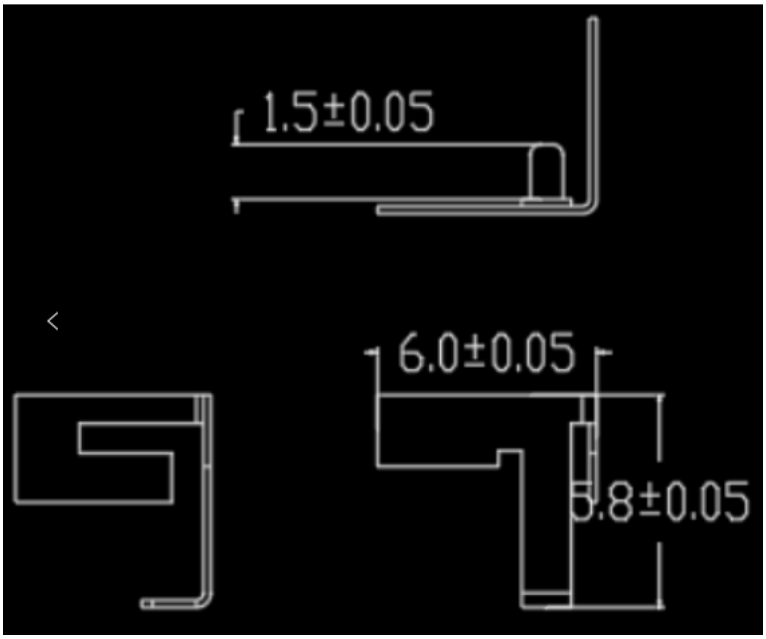

Antenna Photo & Lenght(mm)_ANT4: PCB antenna

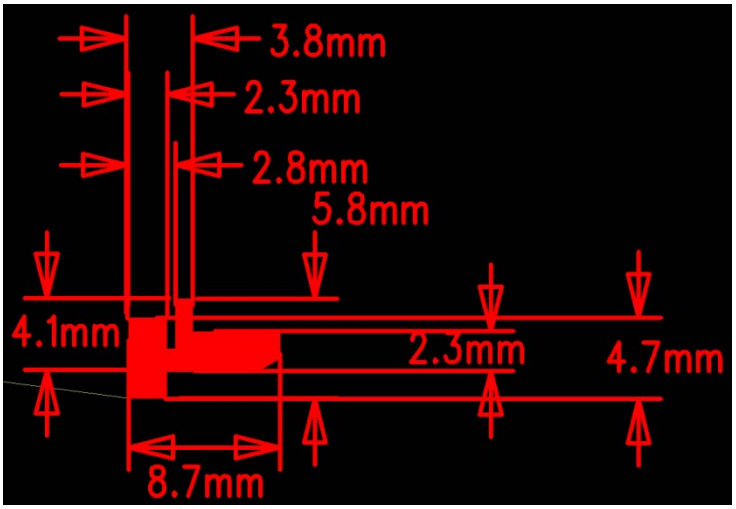

1.3 Test equipment

Equipment	Model No.	Serial No.	Manufacturer	Calibration date	Next calibration date
24 probe microwave chamber	4*3*3	NA	SATIMO	2024.03.29	2024.04.29
Network Analyzer	5071C	NA	Agilent	2024.03.29	2024.04.29

1.4 Test environment

Temperature	24C± 1.5C
Humidity	45%RH
Pressure	101kPa

1.5 Brief summary of Procedure

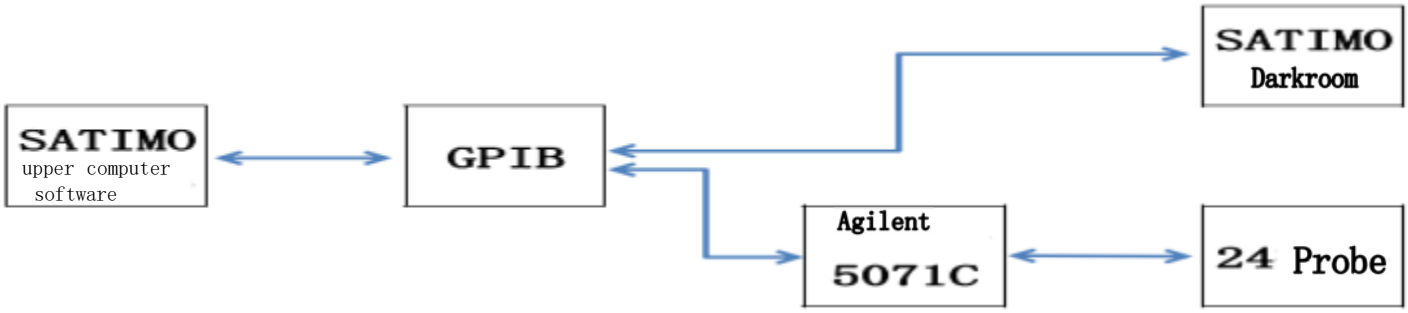

1. SATIMO turn on the Upper Computer Software, Name: VeryView99.exe, Version No.: V1.10;
2. VeryView99 via GPIB (General Purpose Interface Bus) to control the shielding room (darkroom)'s SATIMO;
3. Meanwhiel, GPIB control the Agilent 5071C to read the Antenna data by 24 Probe;
4. Agilent 5071C will analyse the data and generate the result;
5. Agilent 5071C will feedback to VeryView99 software to generate the test report.

2. Sample Information

2.1 Client information

Name	SHENZHENSHIXINZHONGXIN TECHNOLOGY .CO .,LTD
Address	A1 , Shajing Donghuan Industrial Zone , Bao ' an District , Shenzhen
Contacts	Ma Chao
Tel	18218809918
E-mail	machao@ c- chip. com. cn

2.2 Description of EUT(S)

Product Name	5.2G/5.8G Antenna
Sample Model	RSR-XZX-2T-5.8G-TX
Antenna Size	ANT1:5.4*7.3mm
	ANT2:12.9*8.1mm
	ANT3:6.0*5.8mm
	ANT4:8.7*5.8mm
Antenna Type	PCB/ Stainless steel antenna
Serial No.	/
Test Item	Antenna Gain, Radiation pattern
Frequency Range	5155-5245MHz 5730-5848MHz
Received Date	2024.04.28
Test Date	2024.04. 28
Remark	The length of the RF cable is 50mm

The test photos



ANT1

深圳市合拓科技有限公司

| Frequency ID | 1 | 2 | 3 | 4 | 5 | 6 | 7 | 8 | 9 | 10 | 11 | 12 | 13 | 14 | 15 | 16 | 17 | 18 | 19 | 20 | 21 | 22 | 23 | 24 | 25 | 26 | 27 | 28 | 29 | 30 | 31 | 32 | 33 | 34 | 35 | 36 | 37 | 38 | 39 | 40 | 41 | 42 | 43 | 44 | 45 | 46 | 47 | 48 | 49 | 50 | 51 | 52 | 53 | 54 | 55 | 56 | 57 | 58 | 59 | 60 | 61 | 62 | 63 | 64 | 65 | 66 | 67 | 68 | 69 | 70 | 71 | 72 | 73 | 74 | 75 | 76 | 77 | 78 | 79 | 80 | 81 | 82 | 83 | 84 | 85 | 86 | 87 | 88 | 89 | 90 | 91 |
|---|---|---

5155.0MHz H+V, Eff: 38.8%

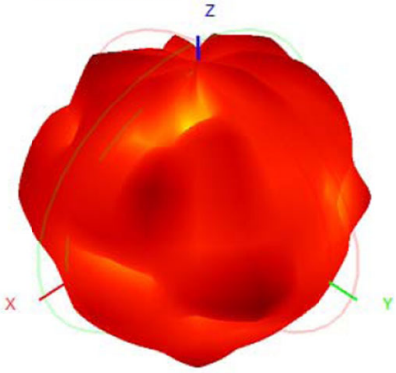

Back View

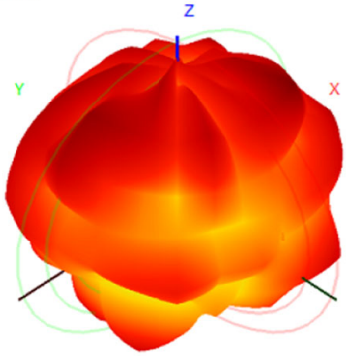

5200.0MHz H+V, Eff: 30.3%

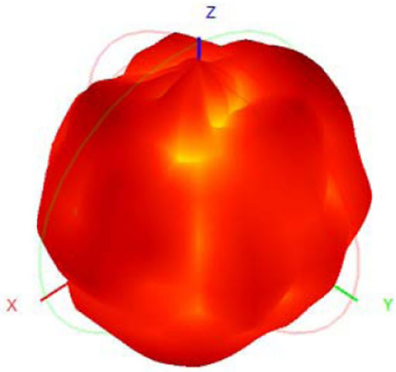

Back View

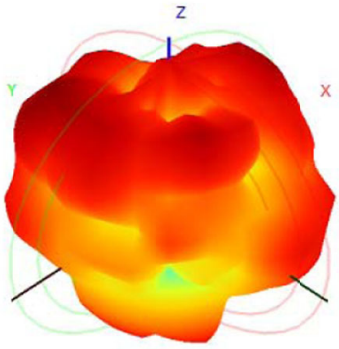

5245.0MHz H+V, Eff: 30.3%

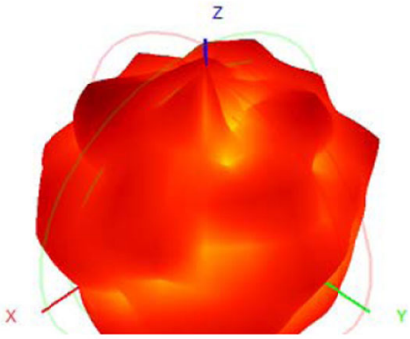

Back View

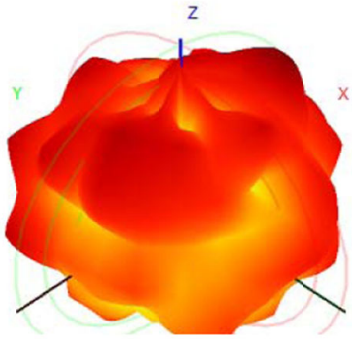

ANT2

深圳市合拓科技有限公司

| Frequency ID | 1 | 2 | 3 | 4 | 5 | 6 | 7 | 8 | 9 | 10 | 11 | 12 | 13 | 14 | 15 | 16 | 17 | 18 | 19 | 20 | 21 | 22 | 23 | 24 | 25 | 26 | 27 | 28 | 29 | 30 | 31 | 32 | 33 | 34 | 35 | 36 | 37 | 38 | 39 | 40 | 41 | 42 | 43 | 44 | 45 | 46 | 47 | 48 | 49 | 50 | 51 | 52 | 53 | 54 | 55 | 56 | 57 | 58 | 59 | 60 | 61 | 62 | 63 | 64 | 65 | 66 | 67 | 68 | 69 | 70 | 71 | 72 | 73 | 74 | 75 | 76 | 77 | 78 | 79 | 80 | 81 | 82 | 83 | 84 | 85 | 86 | 87 | 88 | 89 | 90 | 91 |
|---|---|---

5155.0MHz H+V, Eff: 34.5%

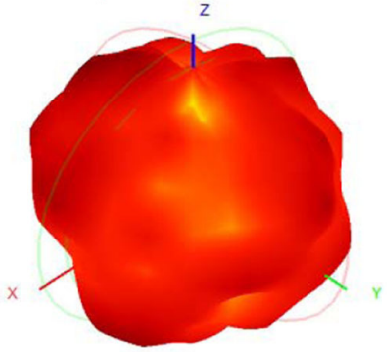

Back View

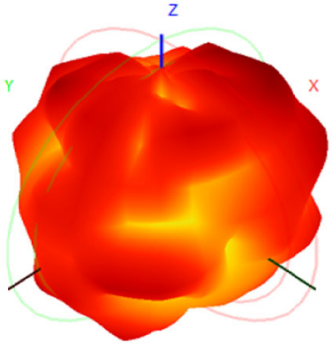

5200.0MHz H+V, Eff: 31.3%

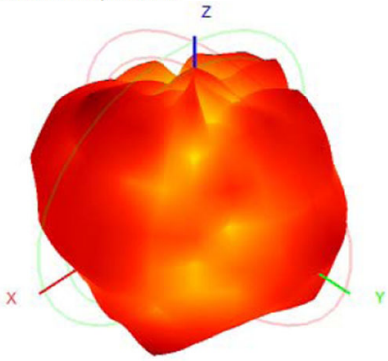

Back View

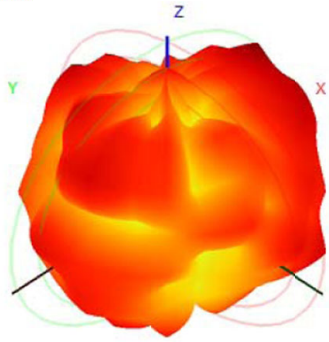

5245.0MHz H+V, Eff: 27.9%

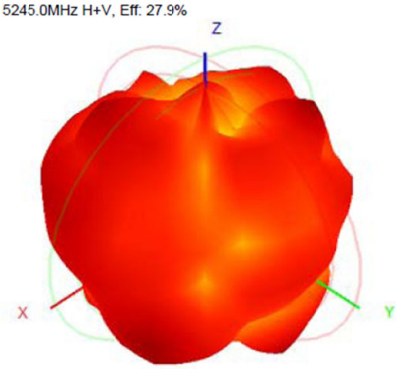

Back View

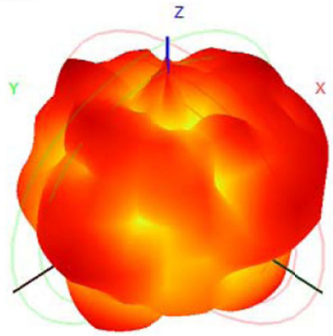

ANT3

深圳市合拓科技有限公司

| | 1 | 2 | 3 | 4 | 5 | 6 | 7 | 8 | 9 | 10 | 11 | 12 | 13 | 14 | 15 | 16 | 17 | 18 | 19 | 20 | 21 | 22 | 23 | 24 | 25 | 26 | 27 | 28 | 29 | 30 | 31 | 32 | 33 | 34 | 35 | 36 | 37 | 38 | 39 | 40 | 41 | 42 | 43 | 44 | 45 | 46 | 47 | 48 | 49 | 50 | 51 | 52 | 53 | 54 | 55 | 56 | 57 | 58 | 59 | 60 | 61 | 62 | 63 | 64 | 65 | 66 | 67 | 68 | 69 | 70 | 71 | 72 | 73 | 74 | 75 | 76 | 77 | 78 | 79 | 80 | 81 | 82 | 83 | 84 | 85 | 86 | 87 | 88 | 89 | 90 | 91 | 92 | 93 | 94 | 95 | 96 | 97 | 98 | 99 | 100 | 101 | 102 | 103 | 104 | 105 | 106 | 107 | 108 | 109 | 110 | 111 | 112 | 113 | 114 | 115 | 116 | 117 | 118 | 119 | 120 | 121 | 122 | 123 | 124 | 125 | 126 |
|---|---|---

5730.0MHz H+V, Eff: 24.4%

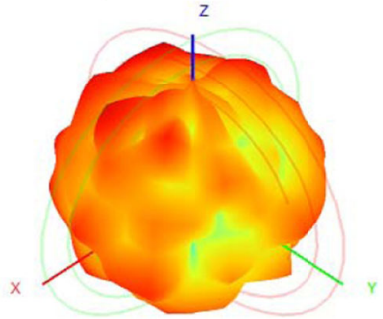

Back View

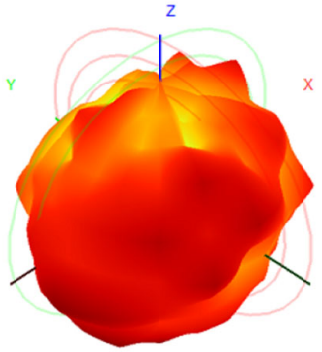

5789.0MHz H+V, Eff: 42.4%

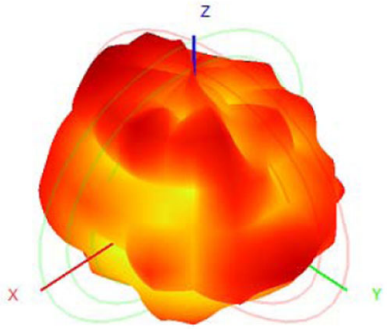

Back View

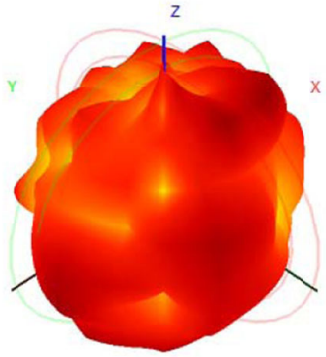

5848.0MHz H+V, Eff: 31.1%

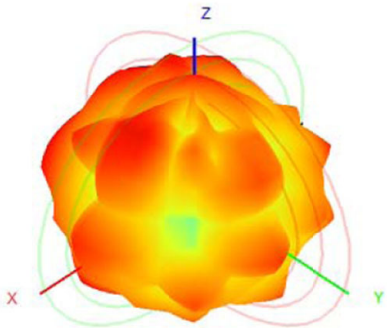

Back View

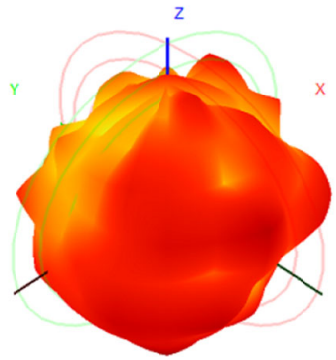

ANT4

深圳市合拓科技有限公司

| | 1 | 2 | 3 | 4 | 5 | 6 | 7 | 8 | 9 | 10 | 11 | 12 | 13 | 14 | 15 | 16 | 17 | 18 | 19 | 20 | 21 | 22 | 23 | 24 | 25 | 26 | 27 | 28 | 29 | 30 | 31 | 32 | 33 | 34 | 35 | 36 | 37 | 38 | 39 | 40 | 41 | 42 | 43 | 44 | 45 | 46 | 47 | 48 | 49 | 50 | 51 | 52 | 53 | 54 | 55 | 56 | 57 | 58 | 59 | 60 | 61 | 62 | 63 | 64 | 65 | 66 | 67 | 68 | 69 | 70 | 71 | 72 | 73 | 74 | 75 | 76 | 77 | 78 | 79 | 80 | 81 | 82 | 83 | 84 | 85 | 86 | 87 | 88 | 89 | 90 | 91 | 92 | 93 | 94 | 95 | 96 | 97 | 98 | 99 | 100 | 101 | 102 | 103 | 104 | 105 | 106 | 107 | 108 | 109 | 110 | 111 | 112 | 113 | 114 | 115 | 116 | 117 | 118 | 119 | 120 | 121 | 122 | 123 | 124 | 125 | 126 |
|---|---|---

5730.0MHz H+V, Eff: 32.3%

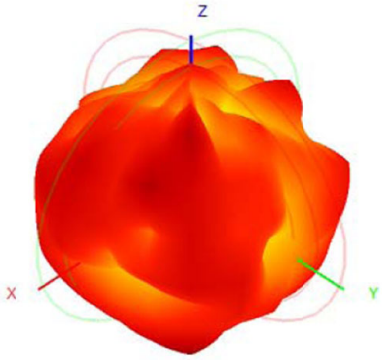

Back View

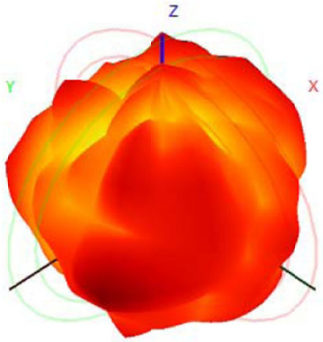

5789.0MHz H+V, Eff: 45.8%

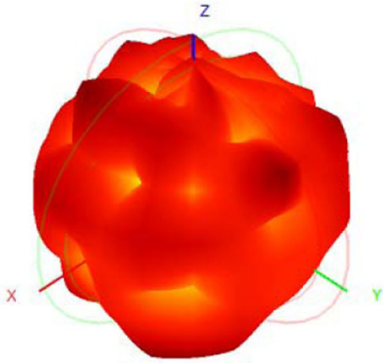

Back View

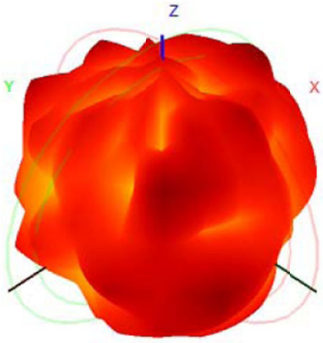

5848.0MHz H+V, Eff: 37.3%

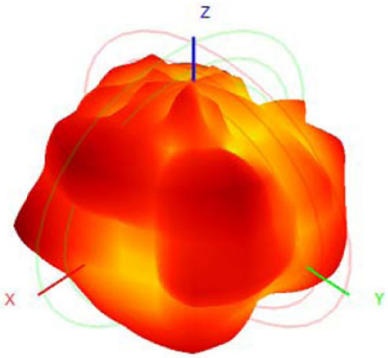
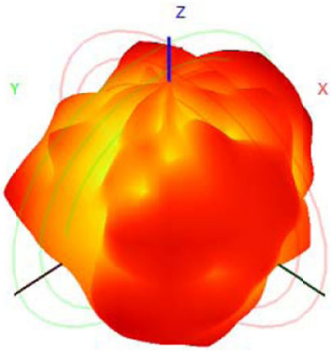
Back View