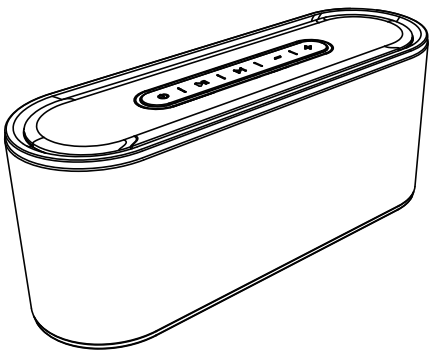
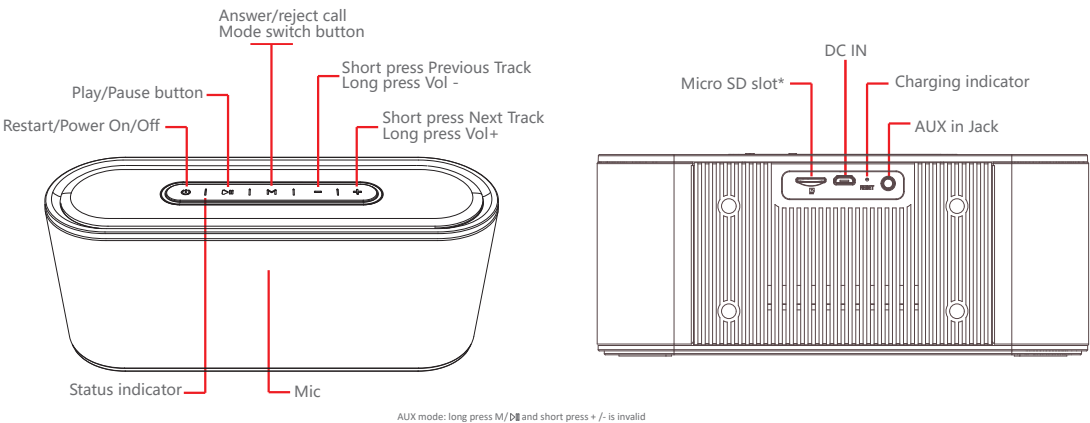


Bluetooth Speaker Manual

H4-PLUS



INTRODUCTION >>>




HOW TO CONNECT >>>

- 1 Long press the power on/off button and it will be in Bluetooth mode the Blue indicator flashes
- 2 Connect to your device  
Setting>Bluetooth>Choose device  
>H4-PLUS  
Connected successfully  
Status indicator steady on

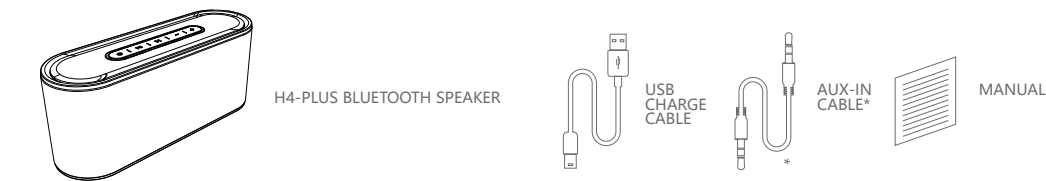
In Bluetooth mode, press the M key, disconnect the current connection, and the light flashes

FUNCTIONS >>>



- Note:
- Short press the mode switch button, you can switch among Bluetooth /Micro SD /Aux in mode.
  - If the device is crashed, please long press the POWER ON button at least 10 seconds to reset.
  - Answer/reject call button, short press for answering, Long press reject.
  - Support Micro SD max 32GB.
  - Micro SD Card support format: MP3 , WMA , WAV , FLAC , APE.

CONTAIN >>>



OTHER >>>

Charging

Charging via a computer through a USB cable or buy a USB charger separately.

Indicator

Blue indicator flashes	Status of pairing
Blue indicator remains steady on	Connected to Bluetooth® source or connected to aux-in/Micro SD Card devices
Red indicator flashes	Battery voltage lower than 3.4V , Red light flashes means your speaker needs charging
Red charging indicator on	Red indicator is on when charging , and off when fully charged.

Note: Your speaker will power off automatically within 15 minutes if you did not pair it with playback devices in order to save energy.

SPECIFICATIONS >>>

Bluetooth version:	4.2
Driver spec:	Φ45mm 4Ω/10Wx2
Size:	L200.8 * W62.8 * H83mm
Net weight:	535g +/- 10g
Frequency response:	80HZ - 20KHZ
Sensitivity:	80dB
S/N ratio:	≥80dB
Distortion:	≤0.3% 1W
Working distance:	about 33 feet/ 10M
Transmission Power:	Class2, ≤4dbm
Bluetooth profiles:	A2DP, AVRCP, HFP
Battery capacity:	3600mAh
Working current:	≤700mA
Working voltage:	3.3 - 4.2V
Charging voltage:	DC 5V
Charging current:	≤800MA
Static standby current under shutdown status:	≤80 uA
Static standby current under power on status:	≤25mA
Charging time:	4-5H
Playtime at full volume :	about 4 hours
Playtime at 60% volume :	about 9-10 hours

WARRANTY POLICY >>>

Your Bluetooth speaker is covered by a limited warranty. It is backed by 1 year performance warranty against any manufacturing defects in material or workmanship from the date of original purchase. This warranty entitles the purchaser to get the product repaired or replaced under the following conditions:

- The warranty applies to the original purchase, Proof of original purchase is required
- The warranty does not cover the damage caused by misuse, abuse or improper storage.
- In no event shall be responsible for any direct, incidental, consequential or other damages of any kind.

FCC WARNING >>> ⚠

Any Changes expressly or modifications not approved by the party responsible for compliance could void the user's authority to operate the equipment.

This device complies with Part 15 of the FCC Rules. Operation is subject to the following two conditions:

- (1) this device may not cause harmful interference, and
- (2) this device must accept any interference received, including interference that may cause undesired operation.Changes or modifications not expressly approved by the party responsible for compliance could void the user's authority to operate the equipment.

NOTE: This equipment has been tested and found to comply with the limits for a Class B digital device, pursuant to Part 15 of the FCC Rules. These limits are designed to provide reasonable protection against harmful interference in a residential installation. This equipment generates, uses and can radiate radio frequency energy and, if not installed and used in accordance with the instructions, may cause harmful interference to radio communications. However,there is no guarantee that interference will not occur in a particular installation.

If this equipment does cause harmful interference to radio or television reception,which can be determined by turning the equipment off and on, the user is encouraged to try to correct the interference by one or more of the following measures:

- Reorient or relocate the receiving antenna.
- Increase the separation between the equipment and receiver.
- Connect the equipment into an outlet on a circuit differentfrom that to which the receiver is connected.
- Consult the dealer or an experienced radio/TV technician for help.

FCC Radiation Exposure Statement:

This equipment complies with FCC radiation exposure limits set forth for an uncontrolled environment .

This transmitter must not be co-located or operating in conjunction with any other antenna or transmitter.

The company reserves the right to the product modification for appearance and function,which is subject to change without prior notice.

OPTIONAL\*