

<div><div>POWERQI</div><div>产品配色与工艺说明图 Product Colour, Material & Finishing Specfications</div></div>					
Product Model 产品型号	FD01	Brand 品牌	中性	Job No. 图档编码	3-608FD010690A0001
Product Type 产品类	无线充电器说明书	Description 描述	/	Revision 版本号	
Dimension 尺寸	90*65mm	Original Designer 原设计师		Date 日期	2019.04.12
Scale 比例	1:1	Technology 工艺	128g哑粉纸 双面四色印刷	Verifying 审核	

Dual Wireless Charger User Manual

Thanks for choosing us!

This is a smart phone wireless charger that allows you enjoy the fun of digital products easily.
Please kindly read the user manual before using and keep it for future reference.

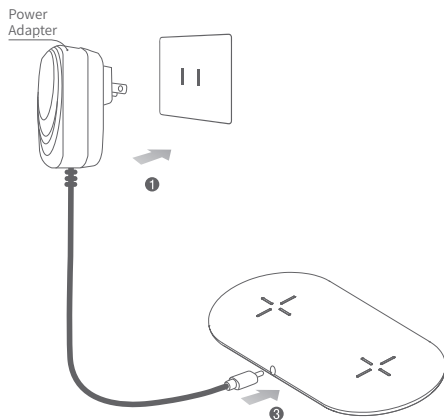


Specification

Input: DC12V,2.5A
Frequency: 110~205KHZ
Dimensions: 200×90×10mm

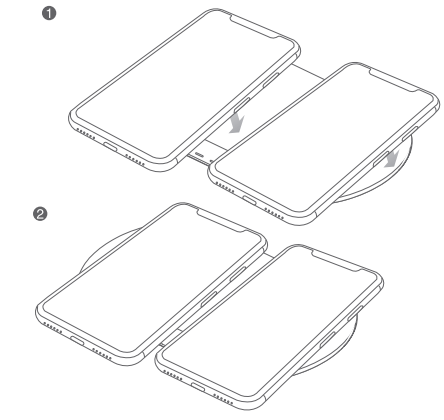
Charging distance: ≤10mm
Conversion: ≥72%
NW.: 125g

Connect to Power Adapter



- ① Connect the power adapter to socket.
- ② Power line is connected with the charging plate.
- ③ The standby indicator light is green.

Charging Mode



Note: When Samsung phones which are built-in wireless charging function get fully charged with this product, if don't move the phone in a long time, the battery power keeps in fully charged status(supplementary charge).

Notes

This device complies with Part 18 of the FCC Rules.

NOTE: This equipment has been tested and found to comply with the limits for a wireless power charger, pursuant to Part 18 of the FCC Rules. These limits are designed to provide reasonable protection against harmful interference in a residential installation. This equipment generates, uses and can radiate radio frequency energy and, if not installed and used in accordance with the instructions, may cause harmful interference to radio communications. However, there is no guarantee that interference will not occur in a particular installation. If this equipment does cause harmful interference to radio or television reception, which can be determined by turning the equipment off and on, the user is encouraged to try to correct the interference by one or more of the following measures:

- Reorient or relocate the receiving antenna.
- Increase the separation between the equipment and receiver.
- Connect the equipment into an outlet on a circuit different from that to which the receiver is connected.
- Consult the dealer or an experienced radio/TV technician for help.

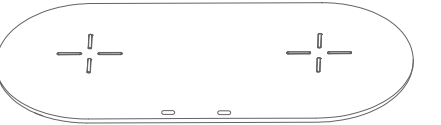
CAUTION: Changes or modifications not expressly approved by the party responsible for compliance could void the user's authority to operate the product.

This equipment complies with FCC radiation exposure limits set forth for an uncontrolled environment. This equipment should be installed and operated with minimum distance 20cm between the radiator and your body. This transmitter must not be co-located or operating in conjunction with any other antenna or transmitter.

双座无线充电器 用户手册

感谢您购买本产品!

本产品是一款智能手机无线充电器，能让您轻松体验数码产品的无限乐趣。
使用本产品前请认真阅读本手册并妥善保存，以备查阅。

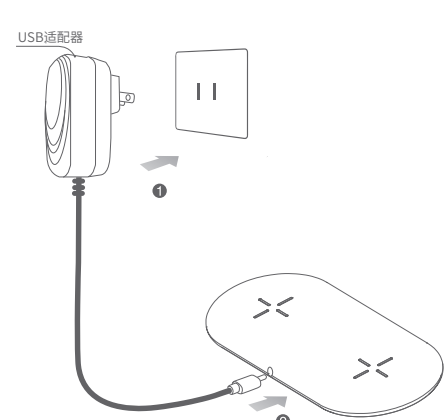


规格参数

输入电压：DC12V,2.5A
工作频率：110~205KHz
规格尺寸：200×90×10mm

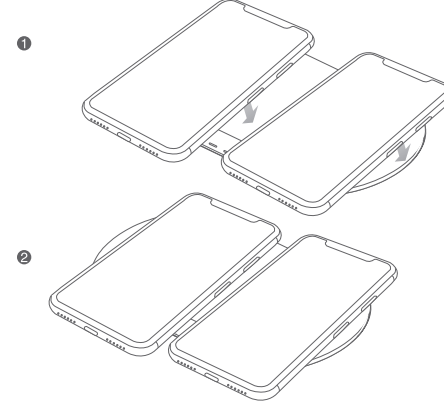
接收距离：≤10mm
电力转换：≥72%
产品重量：125g

连接适配器充电



- ① 将电源适配器插在插座上。
- ② 电源线连接充电板。
- ③ 充电板待机时指示灯显示绿色。

手机正确充电方式



- ① 确认无线充电器连接电源，并处于待机状态。
- ② 将带有无线充电功能的手机正确放置在发射板上，指示灯显示为蓝色，无线充电器处于充电状态。当移除手机，无线充电器进入待机模式。

注：使用该产品为三星自带无线充电功能的手机充电时，当手机充满后，若手机长时间未拿开，该手机将保持电量在 100% 状态（补充充电）。

注意事项

- 1、请勿挤压或碰撞。
- 2、请勿自行拆卸或投入火中、水中，避免造成短路漏电。
- 3、请勿在严重高温、潮湿或腐蚀性环境下使用无线充电器，避免损坏电路出现漏电现象。
- 4、请勿与带磁条或者芯片的磁卡（身份证、银行卡等）放置太近，避免造成磁卡失效。
- 5、请保持植入医疗设备（心脏起搏器、植入性耳蜗等）与无线充电器之间的距离至少为20cm，以避免对医疗设备造成潜在干扰。
- 6、应看管好儿童，以确保他们不将无线充电器当成玩具来玩，以避免不必要的意外。

说明书涉及图片均为示意图，最终产品以实物为准。
内含：无线充电器、电源适配器、产品说明书。