



4. POWER SPECTRAL DENSITY TEST

4.1 APPLIED PROCEDURES / LIMIT

FCC Part15 (15.247) , Subpart C				
Section	Test Item	Limit	Frequency Range (MHz)	Result
15.247	Power Spectral Density	8 dBm (in any 3KHz)	2400-2483.5	PASS

4.1.1 TEST PROCEDURE

1. Set analyzer center frequency to DTS channel center frequency.
2. Set the span to 1.5 times DTS bandwidth.
3. Set the RBW ≥ 3 kHz.
4. Set the VBW $\geq 3 \times$ RBW.
5. Detector = peak.
6. Sweep time = auto couple.
7. Trace mode = max hold.
8. Allow trace to fully stabilize.
9. Use the peak marker function to determine the maximum amplitude level.
10. If measured value exceeds limit, reduce RBW (no less than 3 kHz) and repeat.

4.1.2 DEVIATION FROM STANDARD

No deviation.

4.1.3 TEST SETUP



4.1.4 EUT OPERATION CONDITIONS

The EUT tested system was configured as the statements of 2.1 Unless otherwise a special operating condition is specified in the follows during the testing.



Shenzhen Asia Test Technology Co., Ltd.

Report No. ATT-2016SZ1219182F2
- Page 54 of 76 -

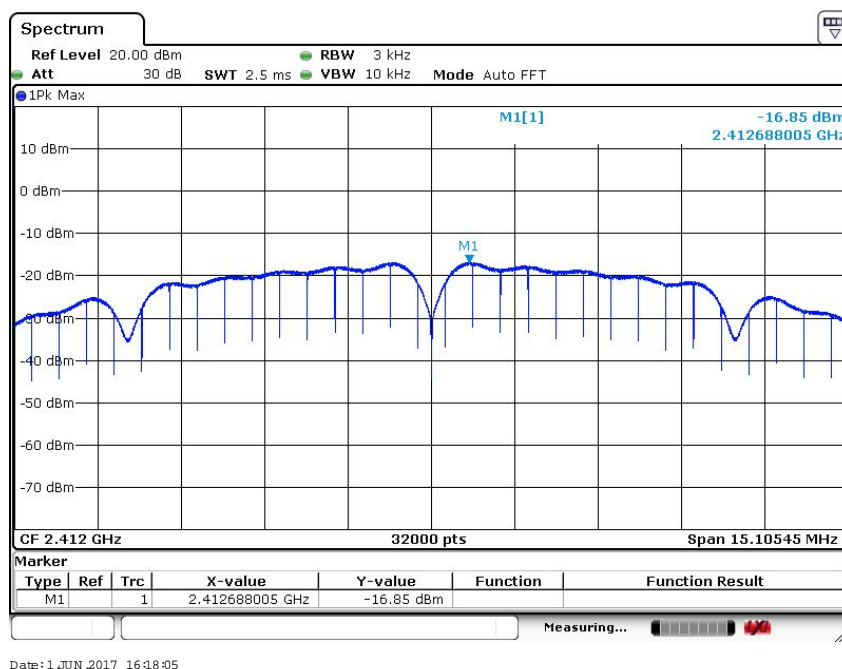
4.1.5 TEST RESULTS

EUT :	POLAR 3D PRINTER	Model Name :	POLAR 3D 2.0
Temperature :	25 °C	Relative Humidity :	56%
Pressure :	1015 hPa	Test Voltage :	DC 12V from adapter AC 120V/60Hz
Test Mode :	TX b Mode /CH01, CH06, CH11		

Note: The relevant measured result has the offset with cable loss already.

Frequency	Power Density (dBm/3kHz)	Limit (dBm/3kHz)	Result
2412 MHz	-16.85	8	PASS
2437 MHz	-16.57	8	PASS
2462 MHz	-16.15	8	PASS

TX CH01



Date: 1 JUN 2017 16:18:05

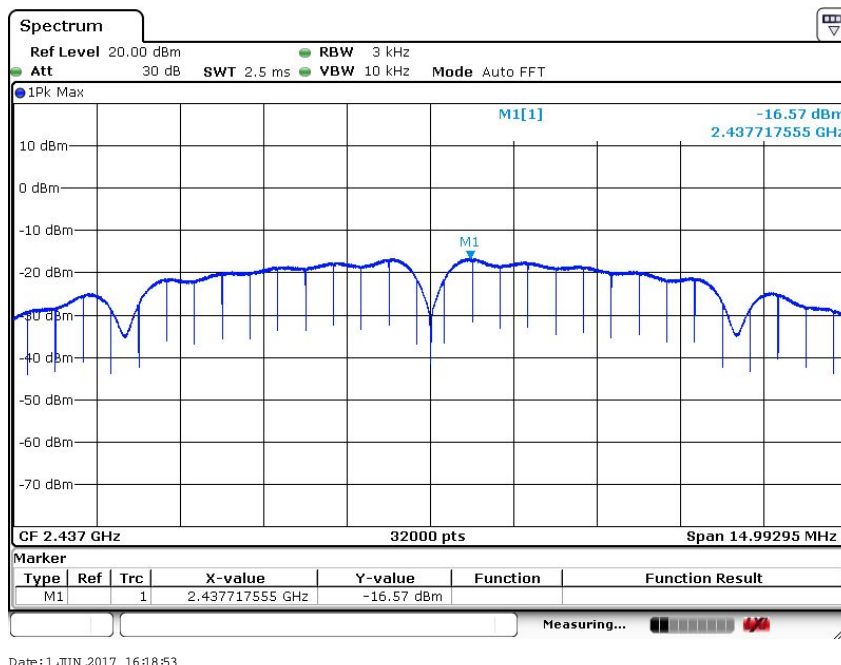
This document cannot be reproduced except in full, without prior written approval of ATT. Any unauthorized alteration, forgery or falsification of the content or appearance of this document is unlawful and offenders may be prosecuted to the fullest extent of the law. Unless otherwise stated the results shown in this test report refer only to the sample(s) tested and such sample(s) are retained for 90 days only.



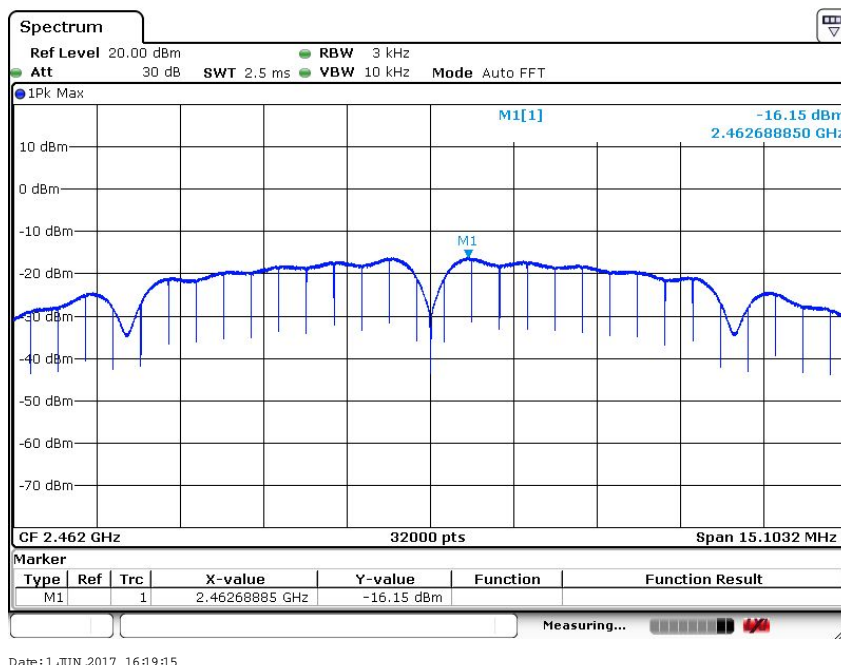
Shenzhen Asia Test Technology Co., Ltd.

Report No. ATT-2016SZ1219182F2
- Page 55 of 76 -

TX CH06



TX CH11



This document cannot be reproduced except in full, without prior written approval of ATT. Any unauthorized alteration, forgery or falsification of the content or appearance of this document is unlawful and offenders may be prosecuted to the fullest extent of the law. Unless otherwise stated the results shown in this test report refer only to the sample(s) tested and such sample(s) are retained for 90 days only.



Shenzhen Asia Test Technology Co., Ltd.

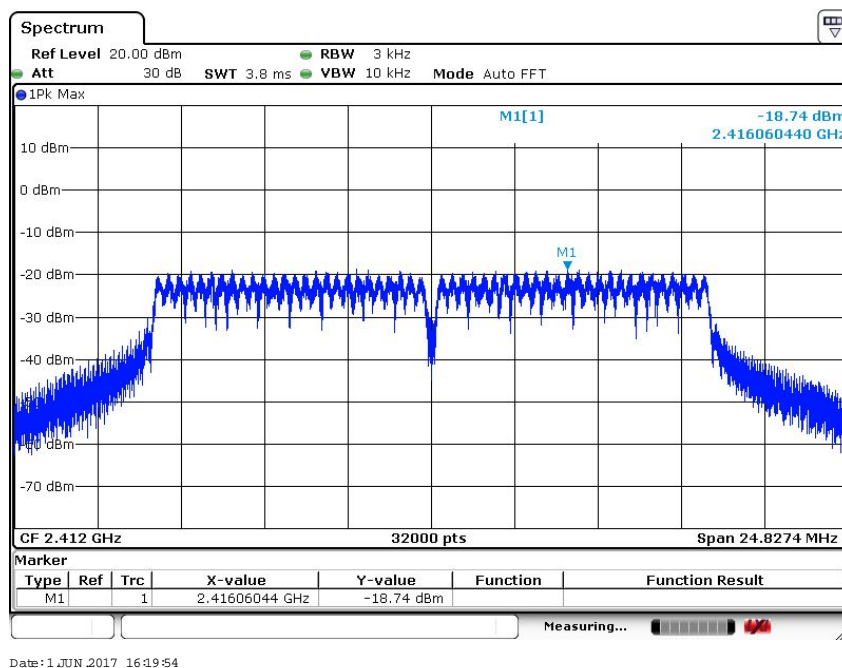
Report No. ATT-2016SZ1219182F2
- Page 56 of 76 -

EUT :	POLAR 3D PRINTER	Model Name :	POLAR 3D 2.0
Temperature :	25 °C	Relative Humidity :	56%
Pressure :	1015 hPa	Test Voltage :	DC 12V from adapter AC 120V/60Hz
Test Mode :	TX g Mode /CH01, CH06, CH11		

Note: The relevant measured result has the offset with cable loss already.

Frequency	Power Density (dBm/3kHz)	Limit (dBm/3kHz)	Result
2412 MHz	-18.74	8	PASS
2437 MHz	-18.27	8	PASS
2462 MHz	-17.95	8	PASS

TX CH01



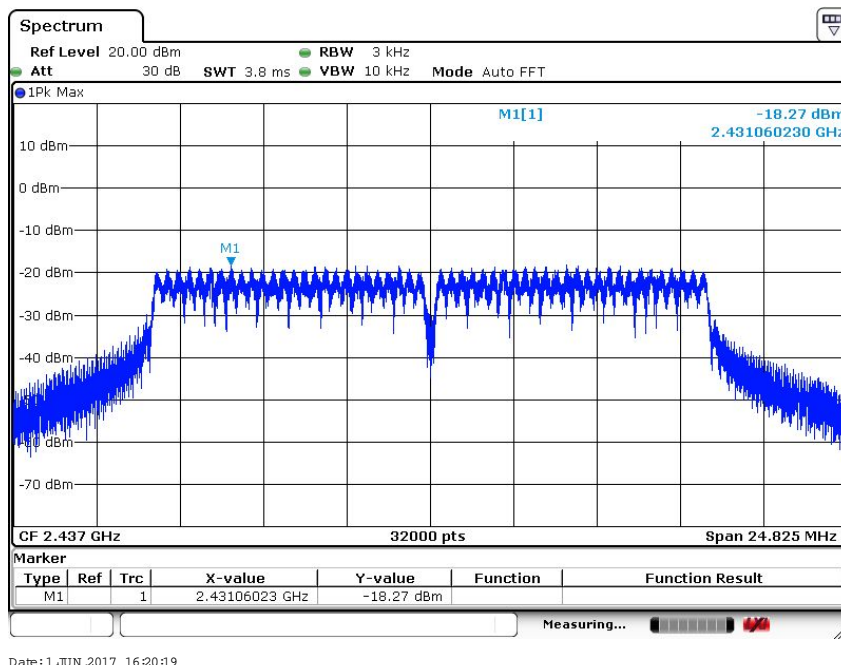
This document cannot be reproduced except in full, without prior written approval of ATT. Any unauthorized alteration, forgery or falsification of the content or appearance of this document is unlawful and offenders may be prosecuted to the fullest extent of the law. Unless otherwise stated the results shown in this test report refer only to the sample(s) tested and such sample(s) are retained for 90 days only.



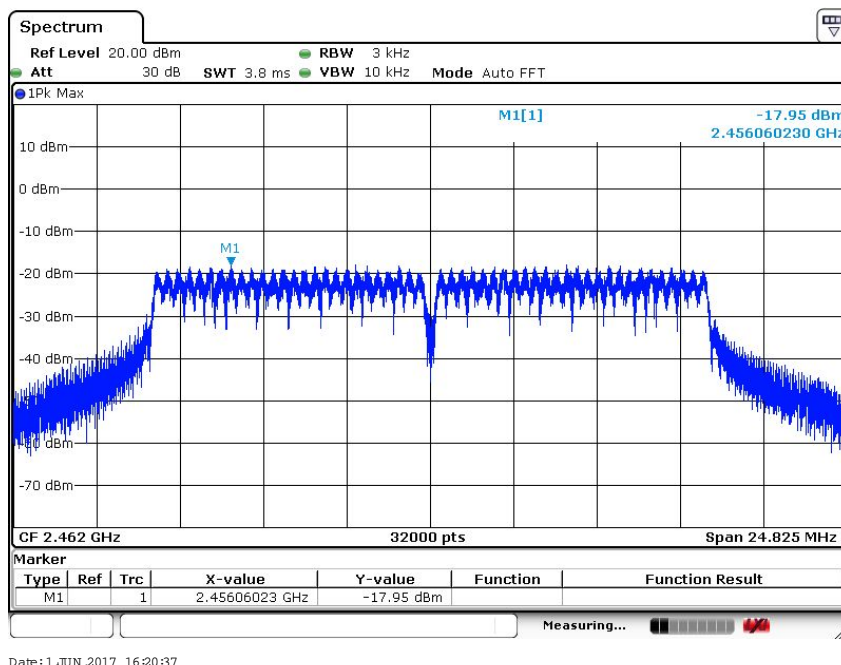
Shenzhen Asia Test Technology Co., Ltd.

Report No. ATT-2016SZ1219182F2
- Page 57 of 76 -

TX CH06



TX CH11





Shenzhen Asia Test Technology Co., Ltd.

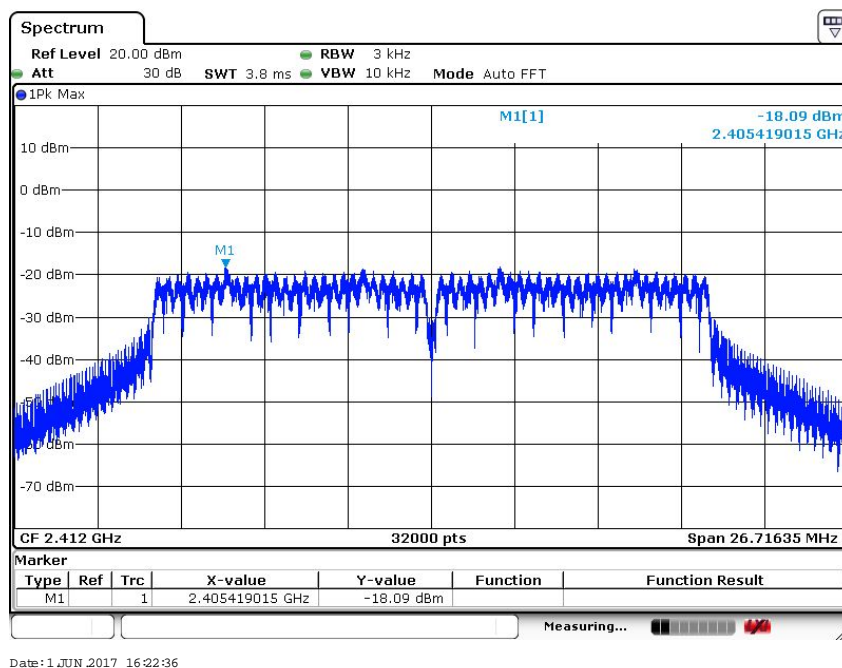
Report No. ATT-2016SZ1219182F2
- Page 58 of 76 -

EUT :	POLAR 3D PRINTER	Model Name :	POLAR 3D 2.0
Temperature :	25 °C	Relative Humidity :	56%
Pressure :	1015 hPa	Test Voltage :	DC 12V from adapter AC 120V/60Hz
Test Mode :	TX n(HT20) Mode /CH01, CH06, CH11		

Note: The relevant measured result has the offset with cable loss already.

Frequency	Power Density (dBm/3kHz)	Limit (dBm/3kHz)	Result
2412 MHz	-18.09	8	PASS
2437 MHz	-17.56	8	PASS
2462 MHz	-17.14	8	PASS

TX CH01



This document cannot be reproduced except in full, without prior written approval of ATT. Any unauthorized alteration, forgery or falsification of the content or appearance of this document is unlawful and offenders may be prosecuted to the fullest extent of the law. Unless otherwise stated the results shown in this test report refer only to the sample(s) tested and such sample(s) are retained for 90 days only.

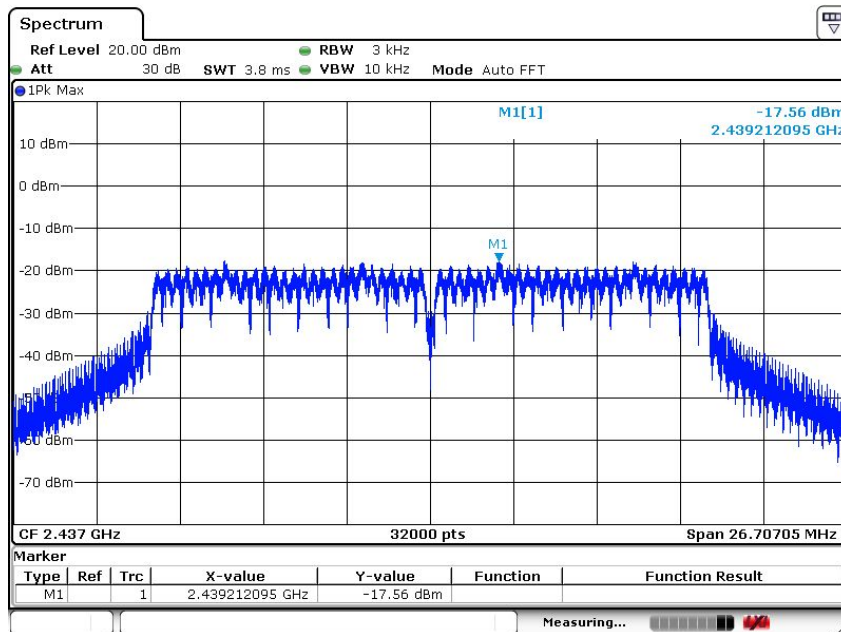


Shenzhen Asia Test Technology Co., Ltd.

Report No. ATT-2016SZ1219182F2

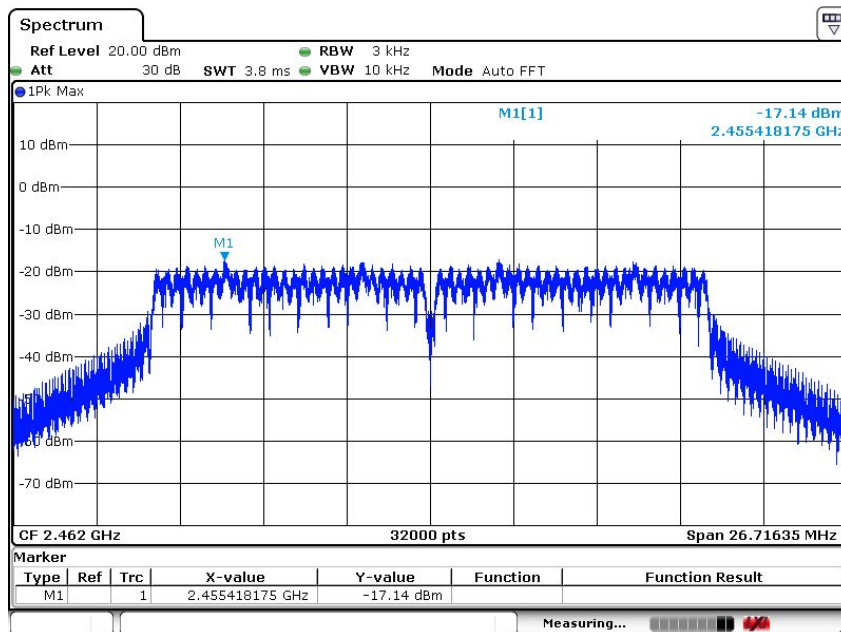
- Page 59 of 76 -

TX CH06



Date: 1 JUN 2017 16:23:20

TX CH11



Date: 1 JUN 2017 16:23:54

This document cannot be reproduced except in full, without prior written approval of ATT. Any unauthorized alteration, forgery or falsification of the content or appearance of this document is unlawful and offenders may be prosecuted to the fullest extent of the law. Unless otherwise stated the results shown in this test report refer only to the sample(s) tested and such sample(s) are retained for 90 days only.



5. BANDWIDTH TEST

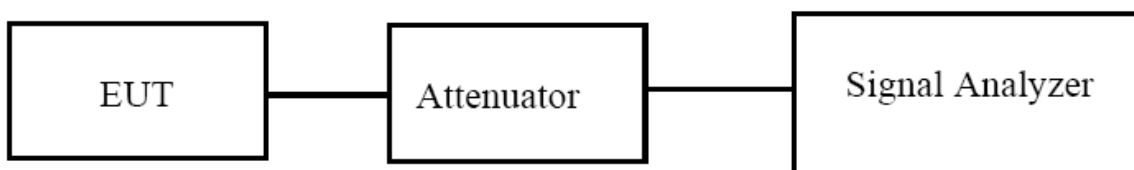
5.1 APPLIED PROCEDURES / LIMIT

FCC Part15 (15.247) , Subpart C				
Section	Test Item	Limit	Frequency Range (MHz)	Result
15.247(a)(2)	Bandwidth	$\geq 500\text{KHz}$ (6dB bandwidth)	2400-2483.5	PASS

5.1.1 TEST PROCEDURE

According to KDB 558074 D01 DTS Meas Guidance v03r03

1. Check the calibration of the measuring instrument using either an internal calibrator or a known signal from an external generator
2. Position the EUT without connection to measurement instrument. Turn on the EUT and connect it to measurement instrument. Then set it to any one convenient frequency within its operating range. Set a reference level on the measuring instrument equal to the highest peak value.
3. Measure the frequency difference of two frequencies that were attenuated 6 dB from the reference level. Record the frequency difference as the emission bandwidth.
4. Repeat above procedures until all frequencies measured were complete.



5.1.2 EUT OPERATION CONDITIONS

The EUT tested system was configured as the statements of 2.4 Unless otherwise a special operating condition is specified in the follows during the testing.



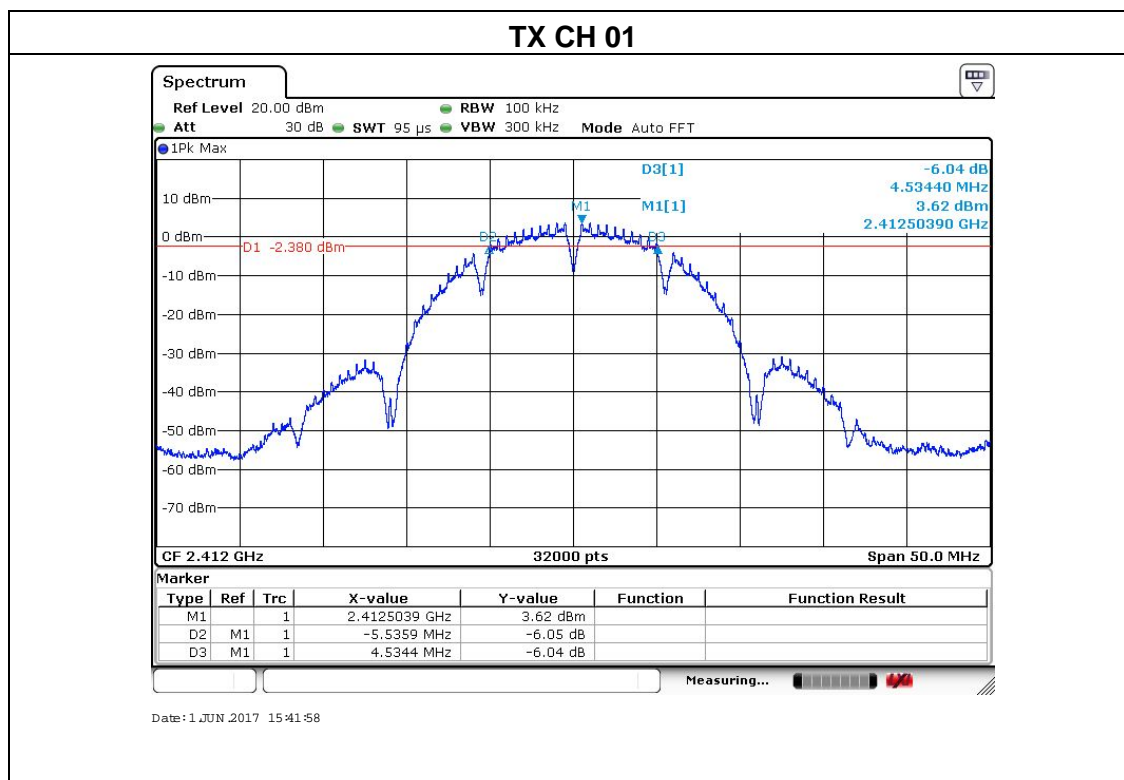
Shenzhen Asia Test Technology Co., Ltd.

Report No. ATT-2016SZ1219182F2
- Page 61 of 76 -

5.1.3 TEST RESULTS

EUT :	POLAR 3D PRINTER	Model Name :	POLAR 3D 2.0
Temperature :	25 °C	Relative Humidity :	56%
Pressure :	1012 hPa	Test Voltage :	DC 12V from adapter AC 120V/60Hz
Test Mode :	TX b Mode /CH01, CH06, CH11		

Channel	Frequency (MHz)	6dB bandwidth (MHz)	Limit (kHz)	Result
Low	2412	10.0703	500	Pass
Middle	2437	9.9953	500	Pass
High	2462	10.0688	500	Pass

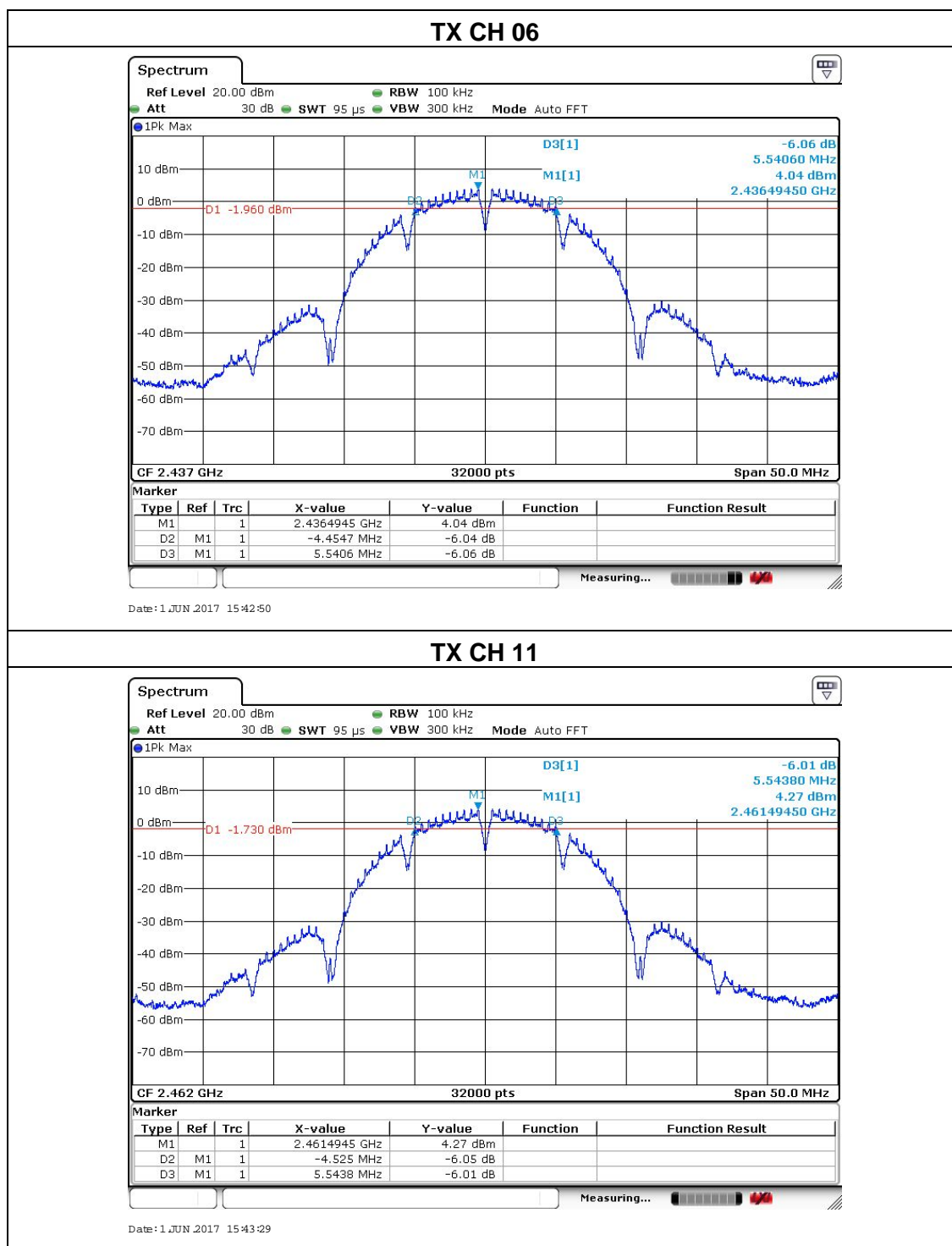


This document cannot be reproduced except in full, without prior written approval of ATT. Any unauthorized alteration, forgery or falsification of the content or appearance of this document is unlawful and offenders may be prosecuted to the fullest extent of the law. Unless otherwise stated the results shown in this test report refer only to the sample(s) tested and such sample(s) are retained for 90 days only.



Shenzhen Asia Test Technology Co., Ltd.

Report No. ATT-2016SZ1219182F2
- Page 62 of 76 -



This document cannot be reproduced except in full, without prior written approval of ATT. Any unauthorized alteration, forgery or falsification of the content or appearance of this document is unlawful and offenders may be prosecuted to the fullest extent of the law. Unless otherwise stated the results shown in this test report refer only to the sample(s) tested and such sample(s) are retained for 90 days only.

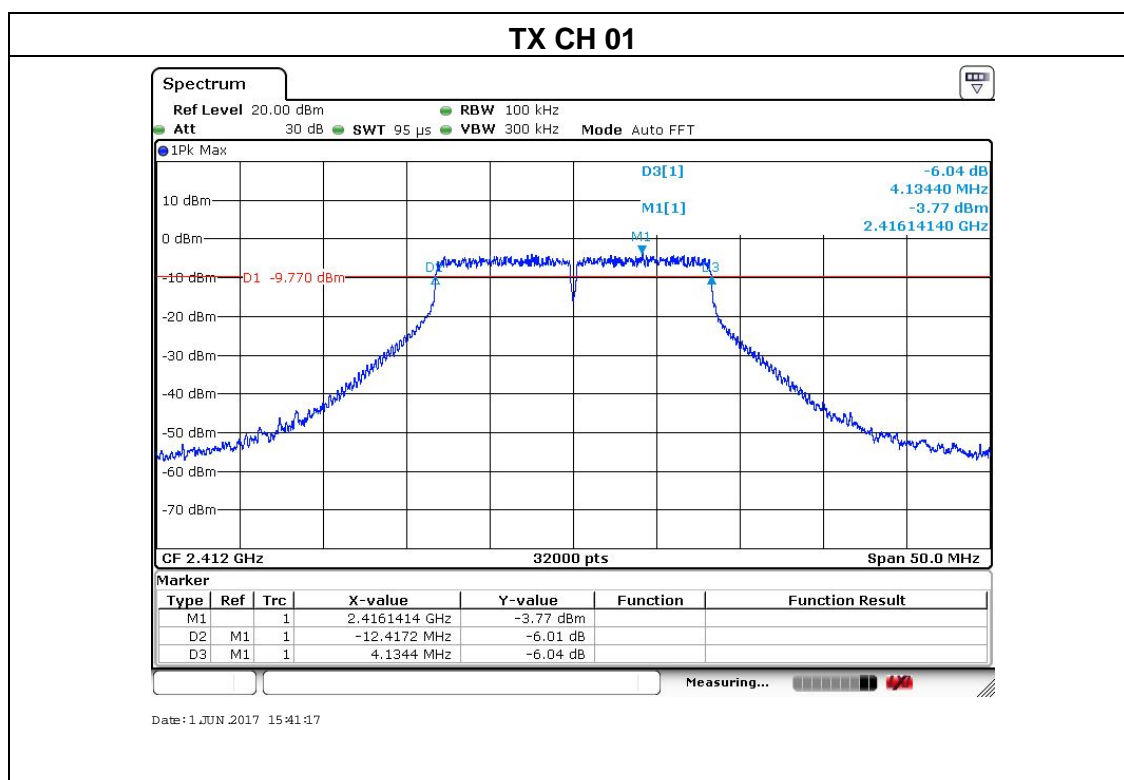


Shenzhen Asia Test Technology Co., Ltd.

Report No. ATT-2016SZ1219182F2
- Page 63 of 76 -

EUT :	POLAR 3D PRINTER	Model Name :	POLAR 3D 2.0
Temperature :	25 °C	Relative Humidity :	60%
Pressure :	1012 hPa	Test Voltage :	DC 12V from adapter AC 120V/60Hz
Test Mode :	TX g Mode /CH01, CH06, CH11		

Channel	Frequency (MHz)	6dB bandwidth (MHz)	Limit (kHz)	Result
Low	2412	16.55	500	Pass
Middle	2437	16.55	500	Pass
High	2462	16.55	500	Pass

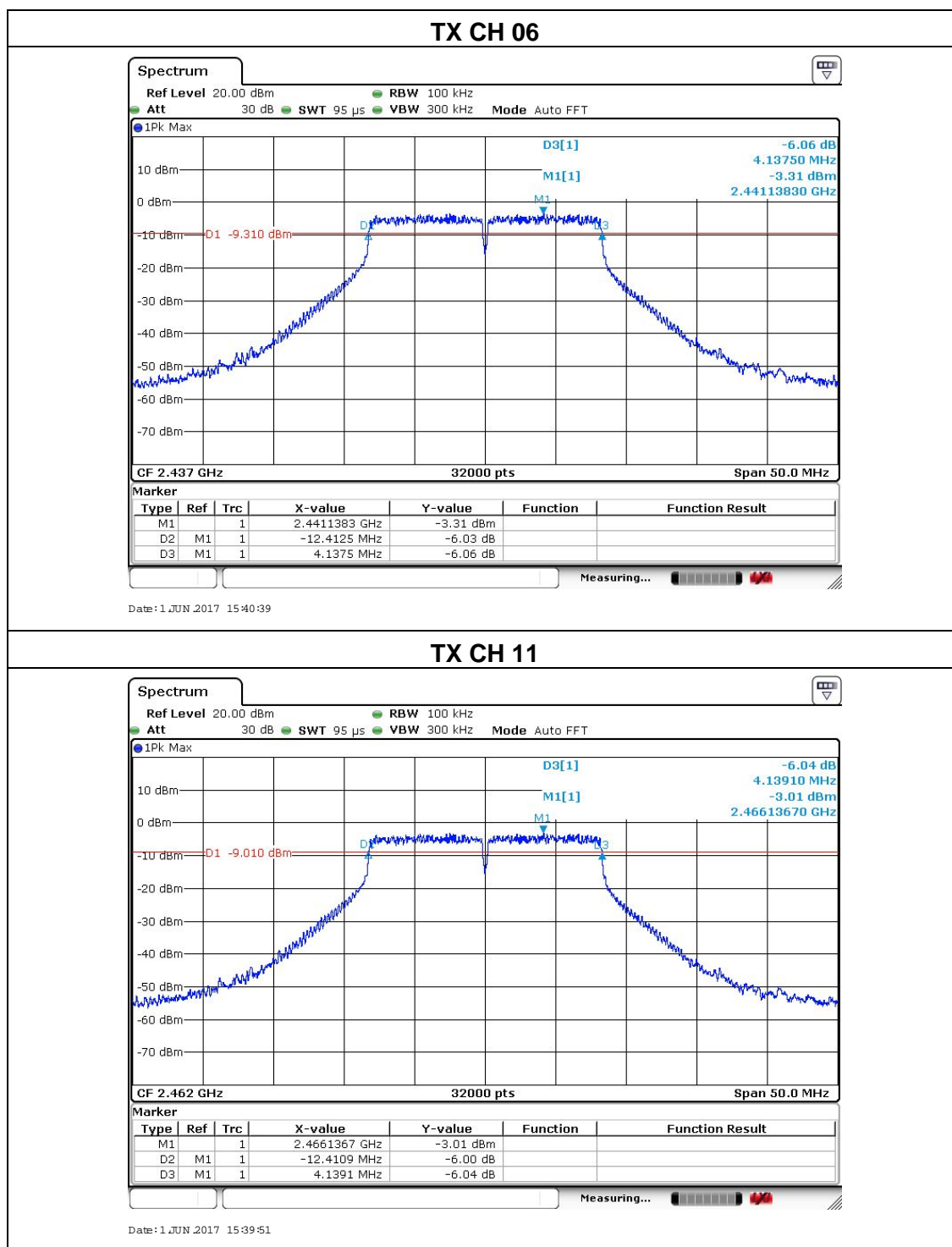


This document cannot be reproduced except in full, without prior written approval of ATT. Any unauthorized alteration, forgery or falsification of the content or appearance of this document is unlawful and offenders may be prosecuted to the fullest extent of the law. Unless otherwise stated the results shown in this test report refer only to the sample(s) tested and such sample(s) are retained for 90 days only.



Shenzhen Asia Test Technology Co., Ltd.

Report No. ATT-2016SZ1219182F2
- Page 64 of 76 -



This document cannot be reproduced except in full, without prior written approval of ATT. Any unauthorized alteration, forgery or falsification of the content or appearance of this document is unlawful and offenders may be prosecuted to the fullest extent of the law. Unless otherwise stated the results shown in this test report refer only to the sample(s) tested and such sample(s) are retained for 90 days only.

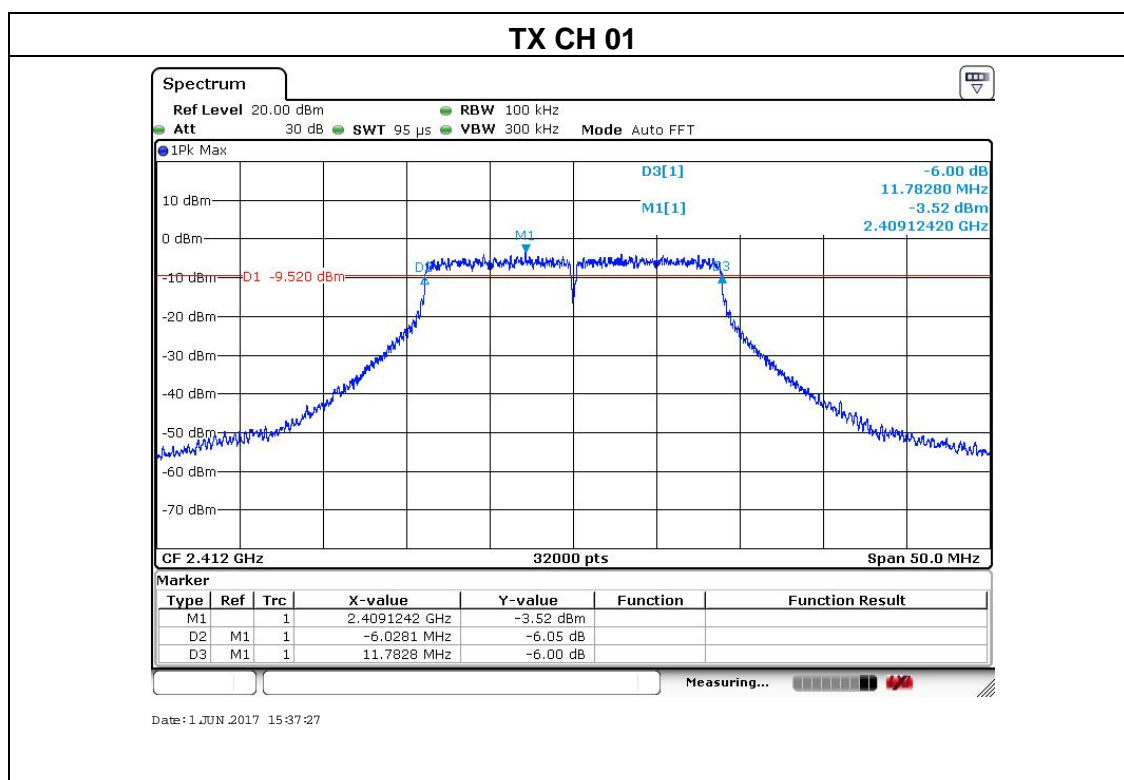


Shenzhen Asia Test Technology Co., Ltd.

Report No. ATT-2016SZ1219182F2
- Page 65 of 76 -

EUT :	POLAR 3D PRINTER	Model Name :	POLAR 3D 2.0
Temperature :	25 °C	Relative Humidity :	60%
Pressure :	1012 hPa	Test Voltage :	DC 12V from adapter AC 120V/60Hz
Test Mode :	TX n(HT20) Mode /CH01, CH06, CH11		

Channel	Frequency (MHz)	6dB bandwidth (MHz)	Limit (kHz)	Result
Low	2412	17.811	500	Pass
Middle	2437	17.805	500	Pass
High	2462	17.811	500	Pass

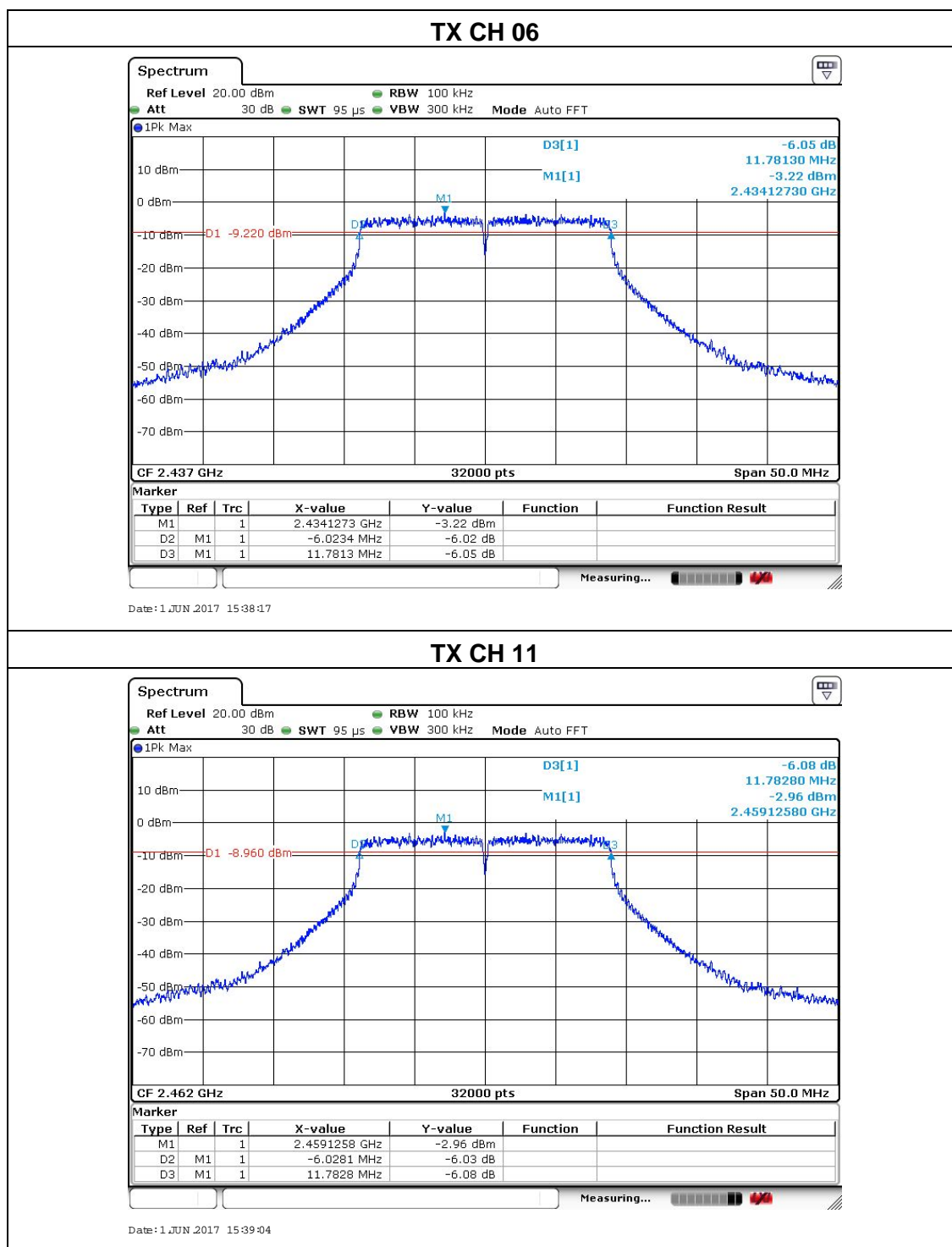


This document cannot be reproduced except in full, without prior written approval of ATT. Any unauthorized alteration, forgery or falsification of the content or appearance of this document is unlawful and offenders may be prosecuted to the fullest extent of the law. Unless otherwise stated the results shown in this test report refer only to the sample(s) tested and such sample(s) are retained for 90 days only.



Shenzhen Asia Test Technology Co., Ltd.

Report No. ATT-2016SZ1219182F2
- Page 66 of 76 -



This document cannot be reproduced except in full, without prior written approval of ATT. Any unauthorized alteration, forgery or falsification of the content or appearance of this document is unlawful and offenders may be prosecuted to the fullest extent of the law. Unless otherwise stated the results shown in this test report refer only to the sample(s) tested and such sample(s) are retained for 90 days only.



6. PEAK OUTPUT POWER TEST

6.1 APPLIED PROCEDURES / LIMIT

FCC Part15 (15.247) , Subpart C				
Section	Test Item	Limit	Frequency Range (MHz)	Result
15.247(b)(3)	Peak Output Power	1 watt or 30dBm	2400-2483.5	PASS

6.1.1 TEST PROCEDURE

- a. The EUT was directly connected to the Power meter

6.1.2 DEVIATION FROM STANDARD

No deviation.

6.1.3 TEST SETUP



6.1.4 EUT OPERATION CONDITIONS

The EUT tested system was configured as the statements of 2.4 Unless otherwise a special operating condition is specified in the follows during the testing.



Shenzhen Asia Test Technology Co., Ltd.

Report No. ATT-2016SZ1219182F2
- Page 68 of 76 -

6.1.5 TEST RESULTS

EUT :	POLAR 3D PRINTER	Model Name :	POLAR 3D 2.0
Temperature :	25 °C	Relative Humidity :	60%
Pressure :	1012 hPa	Test Voltage :	DC 12V from adapter AC 120V/60Hz
Test Mode :	TX b/g/n Mode		

Test Channel	Frequency	Maximum Conducted Output Power(PK)	Max. Tune up Power	LIMIT
	(MHz)	(dBm)	(dBm)	(dBm)
802.11b				
CH01	2412	17.97	19.00	30
CH06	2437	18.20	19.00	30
CH11	2462	18.61	19.00	30
802.11g				
CH01	2412	18.48	19.00	30
CH06	2437	18.34	19.00	30
CH11	2462	18.49	19.00	30
802.11n(HT20)				
CH01	2412	16.56	17.00	30
CH06	2437	16.44	17.00	30
CH11	2462	16.60	17.00	30

Note: the highest powers for:

802.11b: 1Mbps

802.11g: 6Mbps

802.11n(HT20):11Mbps



7. 100 KHZ BANDWIDTH OF FREQUENCY BAND EDGE

APPLICABLE STANDARD

In any 100 kHz bandwidth outside the frequency band in which the spread spectrum or digitally modulated intentional radiator is operating, the radio frequency power that is produced by the intentional radiator shall be at least 20 dB below that in the 100 kHz bandwidth within the band that contains the highest level of the desired power, based on either an RF conducted or a radiated measurement, provided the transmitter demonstrates compliance with the peak conducted power limits. If the transmitter complies with the conducted power limits based on the use of RMS averaging over a time interval, as permitted under paragraph (b)(3) of this section, the attenuation required under this paragraph shall be 30 dB instead of 20 dB. Attenuation below the general limits specified in §15.209(a) is not required. In addition, radiated emissions which fall in the restricted bands, as defined in §15.205(a), must also comply with the radiated emission limits specified in §15.209(a) (see §15.205(c)).

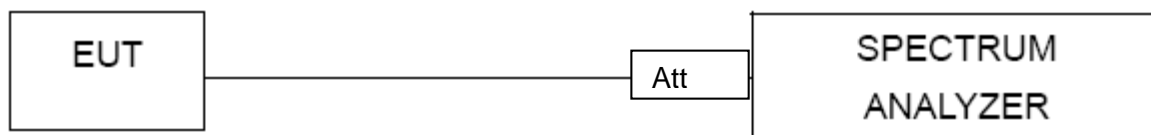
TEST PROCEDURE

- a) Check the calibration of the measuring instrument using either an internal calibrator or a known signal from an external generator.
- b) Position the EUT without connection to measurement instrument. Turn on the EUT and connect its antenna terminal to measurement instrument via a low loss cable. Then set it to any one measured frequency within its operating range, and make sure the instrument is operated in its linear range.
- c) Set RBW to 100 kHz and VBW of spectrum analyzer to 300 kHz with a convenient frequency span including 100 kHz bandwidth from band edge.
- d) Measure the highest amplitude appearing on spectral display and set it as a reference level. Plot the graph with marking the highest point and edge frequency.
- e) Repeat above procedures until all measured frequencies were complete.

7.1 DEVIATION FROM STANDARD

No deviation.

7.2 TEST SETUP



7.3 EUT OPERATION CONDITIONS

The EUT tested system was configured as the statements of 2.4 Unless otherwise a special operating condition is specified in the follows during the testing.



Shenzhen Asia Test Technology Co., Ltd.

Report No. ATT-2016SZ1219182F2
- Page 70 of 76 -

7.4 TEST RESULTS

EUT :	POLAR 3D PRINTER	Model Name :	POLAR 3D 2.0
Temperature :	25 °C	Relative Humidity :	56%
Pressure :	1012 hPa	Test Voltage :	DC 12V from adapter AC 120V/60Hz

Frequency	Meter Reading	Factor	Emission Level	Limits	Margin	Detector	
(MHz)	(dBμV)	(dB)	(dBμV/m)	(dBμV/m)	(dB)	Type	Comment
802.11b							
2390	45.16	9.86	55.02	74	-18.98	Pk	Vertical
2390	34.94	9.86	44.8	54	-9.2	Av	Vertical
2483.5	44.57	10.14	54.71	74	-19.29	Pk	Vertical
2483.5	32.19	10.14	42.33	54	-11.67	Av	Vertical
802.11g							
2390	42.54	9.86	52.4	74	-21.6	Pk	Vertical
2390	32.65	9.86	42.51	54	-11.49	Av	Vertical
2483.5	44.17	10.14	54.31	74	-19.69	Pk	Vertical
2483.5	34.29	10.14	44.43	54	-9.57	Av	Vertical
802.11n(HT20)							
2390	45.88	9.86	55.74	74	-18.26	Pk	Vertical
2390	35.19	9.86	45.05	54	-8.95	Av	Vertical
2483.5	43.17	10.14	53.31	74	-20.69	Pk	Vertical
2483.5	31.08	10.14	41.22	54	-12.78	Av	Vertical

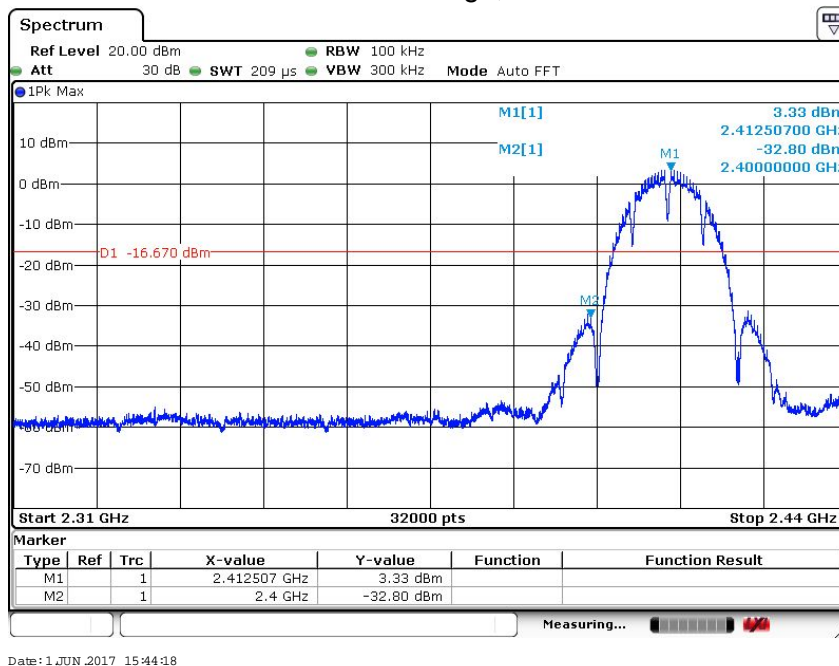
This document cannot be reproduced except in full, without prior written approval of ATT. Any unauthorized alteration, forgery or falsification of the content or appearance of this document is unlawful and offenders may be prosecuted to the fullest extent of the law. Unless otherwise stated the results shown in this test report refer only to the sample(s) tested and such sample(s) are retained for 90 days only.



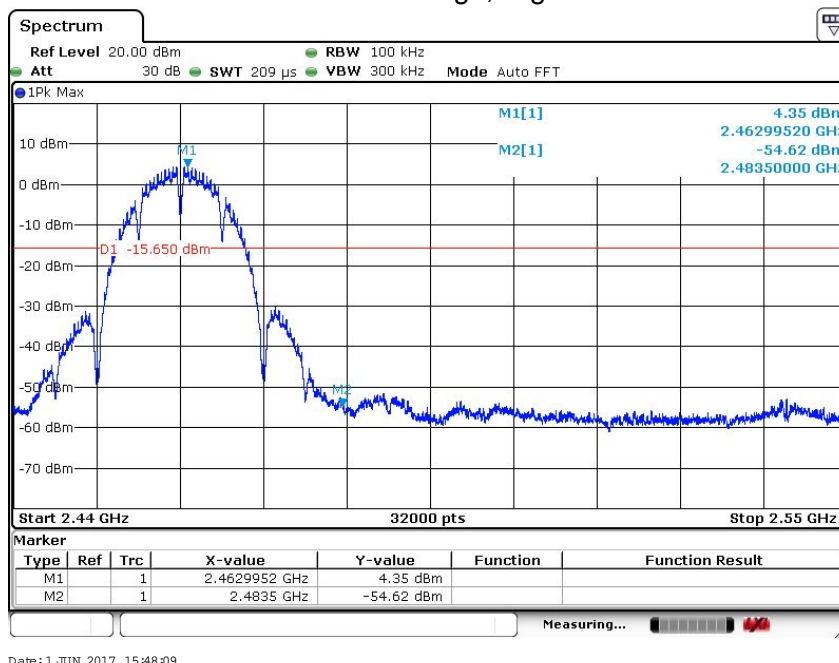
Shenzhen Asia Test Technology Co., Ltd.

Report No. ATT-2016SZ1219182F2
- Page 71 of 76 -

802.11b: Band Edge, Left Side



802.11b: Band Edge, Right Side



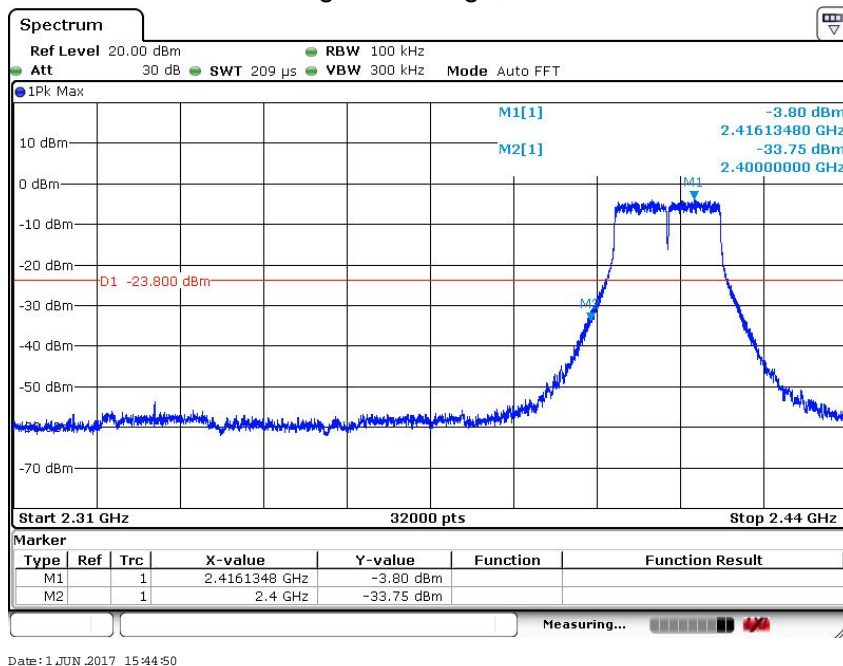
This document cannot be reproduced except in full, without prior written approval of ATT. Any unauthorized alteration, forgery or falsification of the content or appearance of this document is unlawful and offenders may be prosecuted to the fullest extent of the law. Unless otherwise stated the results shown in this test report refer only to the sample(s) tested and such sample(s) are retained for 90 days only.



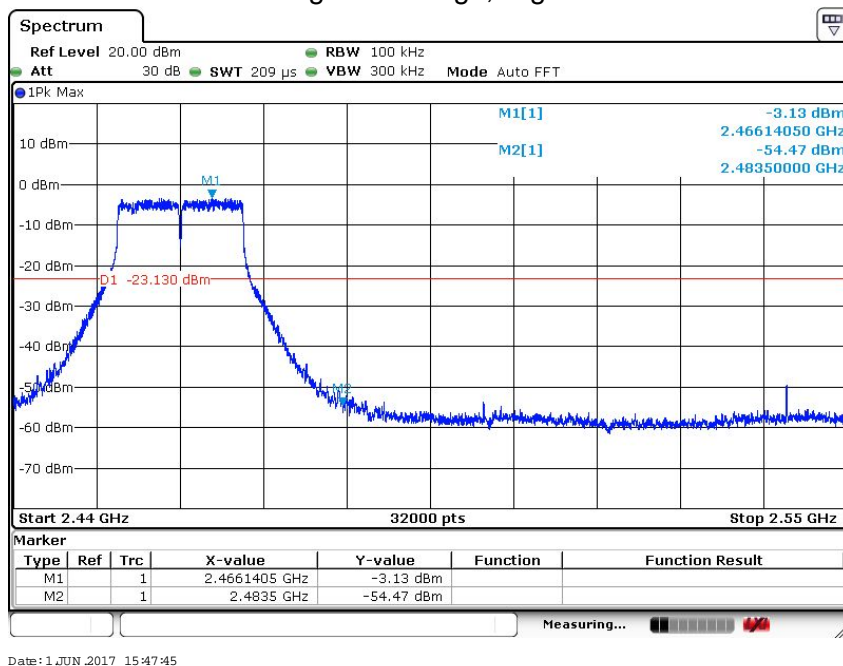
Shenzhen Asia Test Technology Co., Ltd.

Report No. ATT-2016SZ1219182F2
- Page 72 of 76 -

802.11g: Band Edge, Left Side



802.11g: Band Edge, Right Side



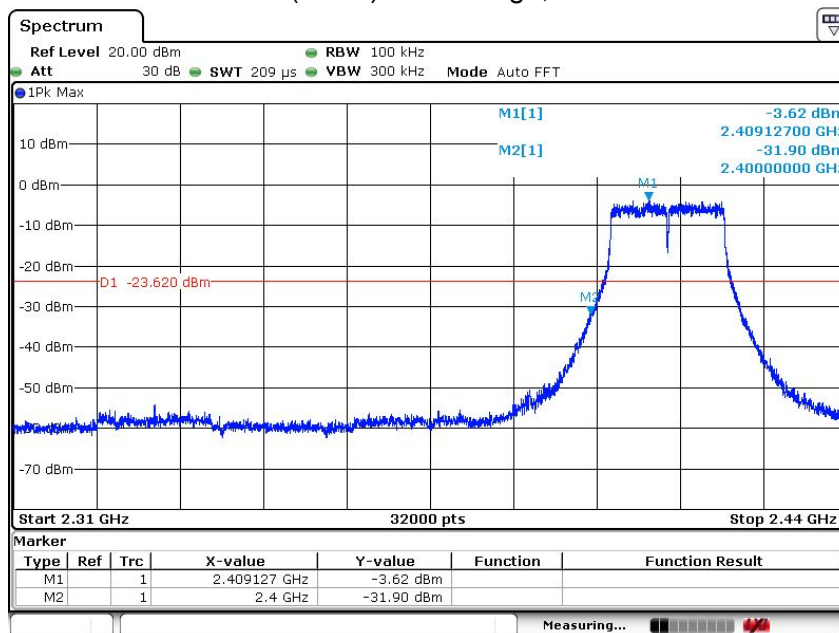
This document cannot be reproduced except in full, without prior written approval of ATT. Any unauthorized alteration, forgery or falsification of the content or appearance of this document is unlawful and offenders may be prosecuted to the fullest extent of the law. Unless otherwise stated the results shown in this test report refer only to the sample(s) tested and such sample(s) are retained for 90 days only.



Shenzhen Asia Test Technology Co., Ltd.

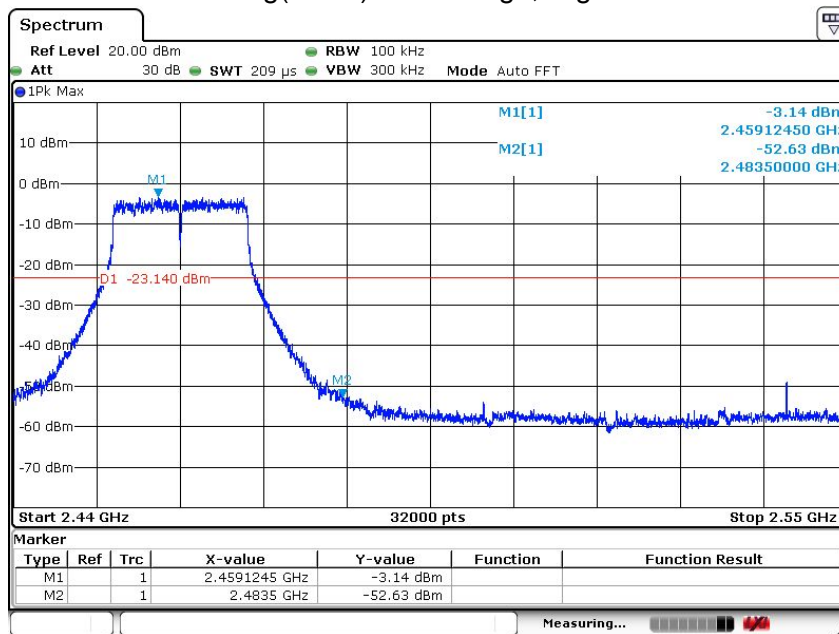
Report No. ATT-2016SZ1219182F2
- Page 73 of 76 -

802.11n(HT20): Band Edge, Left Side



Date: 1 JUN 2017 15:45:12

802.11g(HT20): Band Edge, Right Side



Date: 1 JUN 2017 15:47:17

This document cannot be reproduced except in full, without prior written approval of ATT. Any unauthorized alteration, forgery or falsification of the content or appearance of this document is unlawful and offenders may be prosecuted to the fullest extent of the law. Unless otherwise stated the results shown in this test report refer only to the sample(s) tested and such sample(s) are retained for 90 days only.



Shenzhen Asia Test Technology Co., Ltd.

Report No. ATT-2016SZ1219182F2
- Page 74 of 76 -

8. ANTENNA REQUIREMENT

8.1 STANDARD REQUIREMENT

15.203 requirement: For intentional device, according to 15.203: an intentional radiator shall be designed to ensure that no antenna other than that furnished by the responsible party shall be used with the device.

8.2 EUT ANTENNA

The EUT antenna is PCB antenna. It comply with the standard requirement.



Shenzhen Asia Test Technology Co., Ltd.

Report No. ATT-2016SZ1219182F2
- Page 75 of 76 -

9. EUT TEST PHOTO

Radiated Emission (30MHz-1GHz)



Radiated Emission (above 1GHz)



This document cannot be reproduced except in full, without prior written approval of ATT. Any unauthorized alteration, forgery or falsification of the content or appearance of this document is unlawful and offenders may be prosecuted to the fullest extent of the law. Unless otherwise stated the results shown in this test report refer only to the sample(s) tested and such sample(s) are retained for 90 days only.



Shenzhen Asia Test Technology Co., Ltd.

Report No. ATT-2016SZ1219182F2

- Page 76 of 76 -

Conducted Emission (AC Mains)

