


EXHIBIT D - TEST SETUP PHOTOGRAPHS


Conducted Emissions - Front View




Conducted Emissions - Side View




Radiated Emissions View (Below 30MHz) - Perpendicular




Radiated Emissions View (Below 30MHz) - Parallel




Radiated Emissions View (Below 30MHz) - Ground-parallel




Radiated Emissions View (Below 1 GHz)



A Position




B Position




C Position



D Position



E Position



F Position

