

INMOTION E-Bike **P2** Series Manual

iNMOTION

CONTENTS

1.	Product Introduction	3
2.	Safe Driving Precautions	3
3.	Overview	4
3.1.	About this Manual	4
3.2.	Related Document and Data	4
3.3.	Relevant Agreement	4
4.	Product Overview	4
4.1.	Serial Number	4
4.2.	P2 Dimension Figure	5
4.3.	P2 Specifications	6
4.4.	Product Parameters	7
4.5.	Assemble P2	8
5.	Product Instructions	9
5.1.	Riding Modes	9
5.2.	Bicycle Learning Mode	9
5.3.	Bike Code	9
5.4.	Smart Child Lock	10
6.	APP	11

7.	Safety Tips for P2	12
7.1.	Charging Method	12
7.2.	Safety Tips for Charging	13
7.3.	Ride INMOTION E-bike P2	13
7.4.	Precautions before Riding	14
7.5.	Safe Driving Precautions	15
8.	Maintenance	16
8.1.	Storage	16
8.2.	Cleaning	16
8.3.	Treatment	17
8.4.	Inflation & Change Inner and Outer Tires	17
8.5.	Brake Maintenance	17
9.	Legal Statement	18
9.1.	Use Statement	19
9.2.	Personal Information Statement	22
9.3.	Intellectual Property Statement	23
10.	Product Certification	24
11	Product Warranty	25
11.1.	The Warranty Periods of Different Parts	25
11.2.	Product Repair Service Policies	27
11.3.	Product Warranty Card	28
12	Warnig	29

1. Product Introduction

This manual is applicable to INMOTION P2 manufactured by Shenzhen INMOTION Technologies Co.,Ltd.

2. Safe Driving Precautions

The following components and parts are included when the product leaves the factory spact between words.Please check after unpacking. If there are any missing components and parts, please contact the dealer or after-sale service department

Model	P2	Quantity
NO	Parts	1pc
1	Main body	1pc
2	Adapter	1pc
3	User manual	1pc
4	Foot pedal	1pair
5	Saddle	1pc

Warning

Use of unauthorized parts and components or incorrectly installed parts and components may result in damage to P2 or even personal injury. In order to ensure quality and safety, all parts of P2 will be subject to the approval of INMOTION Technologies Co., Ltd. and assured to be correctly mounted to P2.

Please do not try to ride on a P2 that is not correctly, effectively and completely installed.

Do not disassemble, refit P2 without permission, or it will cause irreparable damage of P2 and may result in personal injury.

3. Overview

3.1 About this Manual

For your safety, please read over this manual before riding.

Knowing all the listed safety warnings and precautions will help you for a better riding.

This manual is applicable for INMOTION E-bike P2-series products manufactured by INMOTION TECHNOLOGIES CO., LTD.

Any questions or any information you cannot get from this manual, please immediately contact INMOTION local official Distributor/ Dealer or INMOTION after-sales service department.

3.2 Related document and data

The PDF Manual, precautions for battery pack, APP as well as the Help document can be downloaded from the official website of INMOTION TECHNOLOGIES CO., LTD., it's www.inmotionworld.com

3.3 Relevant agreement

The following instructions are applicable for this Manual. Please pay attention to the related Warning, Notes and Prompts

Warning	Your motion or action may result in personal injury.
Prompt	Matters or functions prompt users need to pay attention to.

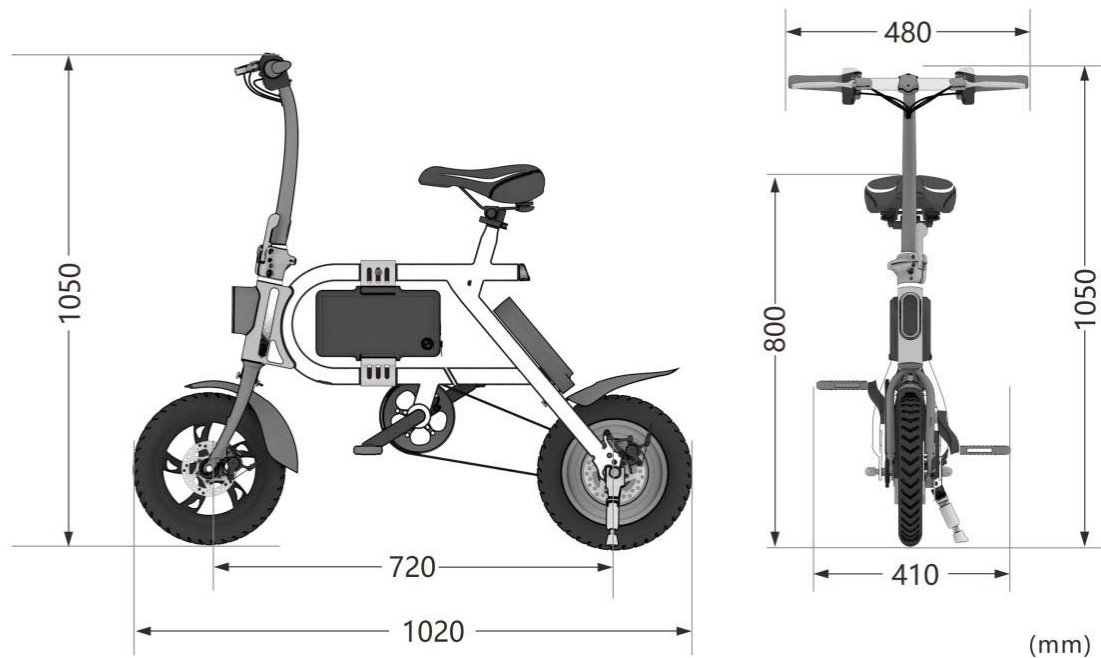
4 Product Overview

INMOTION E-bike P2 is one of kind compact, effective and economic personal transporter. The fashionable and light structure design, as well as the lithium-ion power battery (high configuration) will provide you with joyful riding experience.

4.1 Serial Number

Serial No.(SN) is the only TAG of this product, which is used for quality tracking and after-sales services etc. of the product. Please record and keep the Serial No safe, which, that can be obtained from the followings: external packing, warranty card, E-bike body(on the side of the controller box).

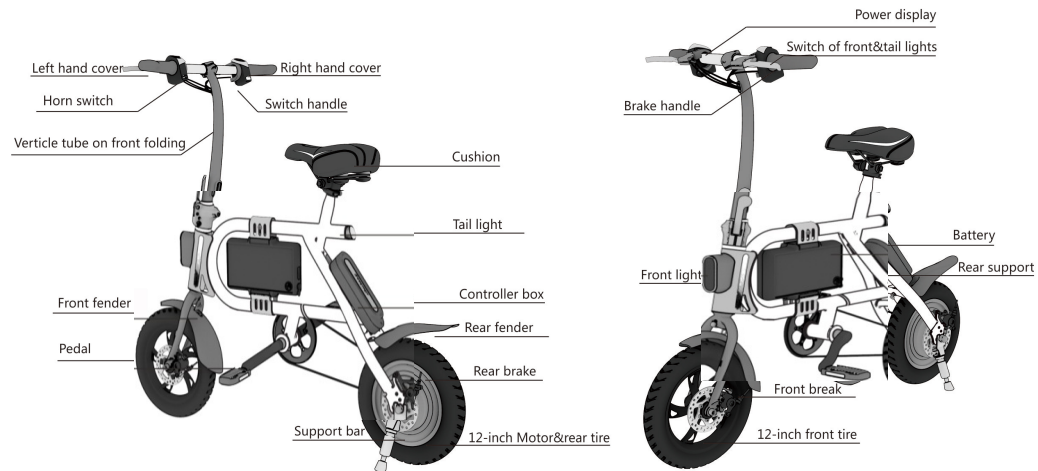
4.2 P2 Dimension Figure



4.3 P2 Specifications

NAME	VALUES	NOTE
Model	P2	<p>① The maximum speed is measured at the temperature of 77°F (25°C), the payload of 70kg(154.32lbs), fully charged and the flat pavement. The factory default speed is 20km/h, the max speed could be adjusted via INMOTION APP.</p> <p>② The range is measured at the temperature of 77°F (25°C), the speed of 20km/h(12.43mph), the payload of 70kg(154.32lbs) and on the flat pavement. The factors like environment temperature, road surface condition, payload etc. will affect the range</p> <p>③ Charging time varies with the ambient temperature and the battery capacity that may change in the course of time.</p>
Max. Speed①	30km/h	
Ranges (without pedal assist)②	35-40km	
Ranges (with pedal assist)②	60-70km	
Max Slope	12°	
Net Weight	17kg	
Maximum Payload	120kg	
Expanded Size	1020*480*1050 mm	
Battery Specification	36V 7.6Ah	
Charging Demand	AC 100V~240V 50/60Hz	
Charging Time	~6.5 h ③	
Tire	12 inches Pneumatic Tires	
Brake Type	Double Disc Brakes	
Working Temperature	-10~40℃	
Motor Power	350W	
USB Discharge	5V, 1A	
IP Ratings	IP54	

4.4. Product Parameters



4.5. Assemble P2

Step 1 : Hold well the direction bar as the picture shows, and lock the folding handle as the picture shows. (See picture①②)

Step 2 : Install the foot lever on the E-bike as the picture shows (Note: Screw tightly)

Step 3 : Move the head of the direction bar as the picture shows, and then well adjust the cross handle (to the comfortable point you need)

Step 4 : Try to fasten the folding wrench



step 1



step 2



step 3



step 4



step 5

5. Product Instructions

The IMMOTION P2 series electric bikes provide three riding modes which can be switched by the rider as needed by a mobile APP connected to the bike.

5.1 Riding Modes

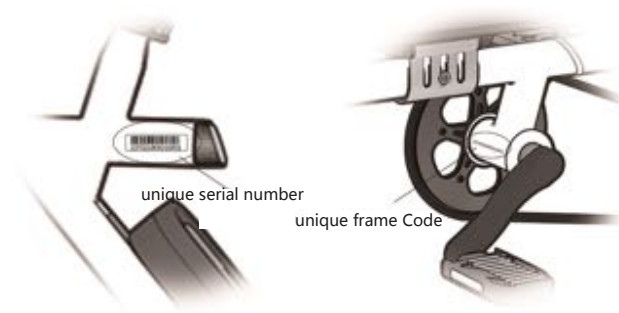
1. Eco mode: Power assistance and throttle start is relatively soft. Only when the bike speed reaches 5km/h, the throttle can start. The maximum speed of riding is limited to 18km/h. Under same conditions, pure power or power assistance range in the eco mode is even larger.
2. Common mode: Power assistance and throttle start is slightly strong. When the bike speed is 0km/h, the throttle can also start. The maximum speed of riding is limited to 20km/h.
3. Extreme speed mode: Power assistance and throttle start is stronger. This mode ensures the maximum performance of the motor under the premise of riding safety. The maximum speed of riding is up to 30km/h. Note that under same conditions, the extreme speed mode will reduce the range of the bike.

5.2 Bicycle Learning Mode

When the bicycle learning mode is selected using the IMMOTION APP, the power assistance function is turned off, and the speed is limited to 7 km.

5.3 Bike Code

Each IMMOTION P2 electric bike has a unique code which is labeled on the frame in front of the taillight. The frame also has a unique code that is engraved on the bottom bracket of the frame.



5.4 Smart Child Lock

INMOTION P2 and provide a smart child lock function that can automatically detect the weight loaded onto the bike at each time to determine whether the rider is a child or an adult. When the rider is determined as a child, the throttle will not work; when the rider is determined as an adult, the throttle can work effectively. This function is turned off when it leaves the factory, you need to turn it on via INMOTION APP.



When the loading weight is less than a certain value, it is determined that the rider is a child and turning the throttle will not start the electric bike.



When the loading weight is more than a certain value, it is determined that the rider is an adult and turning the throttle can start the electric bike.

6. APP

This APP is specially designed for users by INMOTION based on the manufactured products, which can recognise functions such as controlling the vehicle, making friends, releasing INMOTION articles, taking part in INMOTION activities, buying INMOTION accessories etc. The APP name is INMOTION SCV on the APP Store and Android smart phone.

You can get this APP from our website or corresponding APP Store.

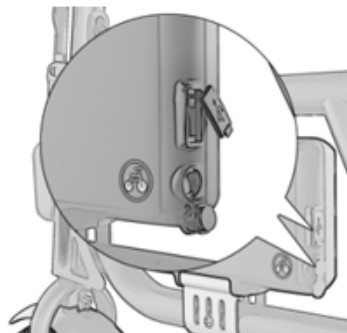
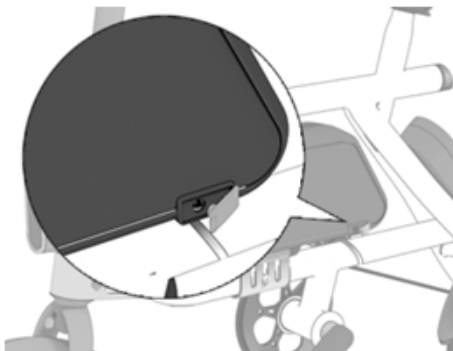
Through this APP, you can realize the following functions:

- E-bike control: Lock, unlock, auto cruise.
- E-bike body status display: It can display the speed, mileage, electric quantity etc.
- Parameter setting: Max. speed.
- Failure detection: It can recognise the evaluation and detect the status of INMOTION E-bike.
- After-sales service: We can arrange our workers for you to deal with the after-sales services.
- For more detailed functions of this APP, please download the product manual of the latest APP with reference to the prompts and Help document. We regularly promote new functions on the APP.

Prompt

- **INMOTION E-bike connects with the mobile through wireless bluetooth 4.0 BLE, and is suitable for systems such as Android 4.3 or above, IOS 7.0 or above IOS system..**

7. Safety Tips for P2



7.1 Charging Method

Step 1: The charge port is on the tail of the battery, see picture 1

Step 2: Insert the charging port the connecting charge port of the battery (please make sure the charge port is dry).

Step 3: When the charger indicator turns red, it is charging; when it turns green, it is fully charged. After fully charged, please stop charging, as long-term charge will affect the service life of the battery.

Step 4: After charging, please cover the charging port in case water in.

7.2 Safety Tips for Charging

Please charge for at least 5 hours before first use

- In order to maximum OR extend the battery life, please charge it once a month or two days after riding it. Please charge it under the proper temperature and environment.
- Untimely charging may cause battery damage. As time goes by, battery capacity will gradually run out, and eventually lead to battery over-discharge.
- Please use the battery, charger and cable provided by original manufacturer, to avoid dangers caused by battery overcharged.
- Please ensure correct connection of the charger and the cable, as well as enough ventilation environment.
- Please use it under dry conditions. It is NOT allowed to come into contact with water, as it may result in electric shock. Please do not touch with wet hands. If there is any failure during charging, please immediately pull up the power plug.
- Please guarantee to pull it out from the plug, not from the cable.
- Please do not allow the charger or cable to come into contact with high temperature.
- Please regularly make visual checks of the charger and its cable.
- If there is obvious damage of the charger or cable, in order to avoid further damage, please do not use the charger any more, and contact for exchange.
- Please do not personally repair the battery, charger or cable. Any questions, please contact us.

7.3 Ride INMOTION E-bike P2

INMOTION E-bike is a kind of technological travel tool. Riding without a full understanding of the operation specification will result in an unpredictable injury. The following instructions are explained in detail on how to correctly ride the INMOTION E-bike for green hands, especially those who ride it for the first time, and list all precautions during the riding. Please carefully read it and ride INMOTION E-bike as required.

INMOTION E-bike is suitable for people over 14 years of age.

7.4 Precautions before riding

When riding or parking INMOTION E-bike, it will cause loss and affect the using performance of the product. Therefore, before riding, please pay attention to the following notes:

- Please check if all parts of the E-bike are well installed without damage.
- Please check if the brake is well.
- Please check if the folding mechanism is locked.
- Please check if there is enough power.
- Please check if the tire is well.
- Please check if the handle is fixed. Once loose, please screw it down.
- You need to find an open and flat place with the square of at least 4m * 20m to practice riding, indoor and outdoor are OK.
- You need to have a deep understanding to the surrounding riding conditions to ensure that the disturbance caused by cars, etc. is minimised, in order to ensure not to be disturbed by the cars, pedestrians, pets, bikes or other obstacles.
- You need a skilled assistant who is familiar to ride INMOTION E-bike and knows about all precautions and riding methods in this manual.
- Please do not test on smooth and wet ground.
- Please wear a helmet or other protectors to avoid possible injury.

- **Moisture will make the brake react slowly, therefore, after cleaning the E-bike, please dry and brake it in a safe place.**
- **Please do not use this product under bad weather (such as: rainy, snowy or icy condition)**
- **Before using this product under any environment, please ensure if the brake is OK.**

7.5 Safe Driving Precautions

INMOTION E-bike is a personal transportation with certain speed, which has been strictly inspected on the technology and manufacture. Please use it according to the safety warnings in this manual, otherwise, it may bring risks. Any time or places, it may hurt you or even cause death due to the reasons such as falling, loss of control, collision etc., including that you do not ride INMOTION E-bike according to the manual. Therefore, in order to reduce risks and avoid injury, you MUST carefully read this manual, and obey the following precautions:

- When riding, please wear helmet and protectors.
- Please do not climb slope over 12°, and do not sharply speed up or slow down on the slope.
- Be cautious to the obstacles and wet and smooth road, do not ride on grass or pebble road.
- Please do not ride in water over 30mm.
- DO NOT ride up and down the stairs.
- DO NOT ride in motorway.
- DO NOT soak in water.
- INMOTION E-bike belongs to single-use vehicle, please DO NOT ride by several people.
- Beginners at the age of 14-18 years or older than 45 years of age, please practice under someone's help.
- Before using, please confirm if the power is full, and if the tire is in normal inflation.
- Before familiar to the E-bike, please DO NOT ride with higher speed, instead please ride slowly.
- As for the special property of lithium battery, users should charge it at least one time one month. It is not within the warranty range if the battery is damaged due to irregular maintenance.
- INMOTION E-bike is only used as daily transport tool, therefore, please DO NOT use it in extreme sports or other dangerous riding methods.

8 Maintenance

8.1 Storage

- Please keep the E-bike out of direct sun (even it is in trunk of your car), because after some time, the temperature of the after carriage and battery will reach 50°C, which will decrease the function and shorten the lifespan.
- Please do not place INMOTION E-bike in moisture condition.
- It will automatically discharge when the INMOTION E-bike is not in use. The battery power should be checked at least every 3 month, and should be timely charged until it is full. Please do not keep it for long time, as it will cause invocatable loss (such as deep discharge of the battery) due to the battery without power.
- In winter, the battery will lose power faster due to the low temperature.
- Unreasonable storage will lead to the life loss of the battery in the E-bike or other risks, therefore, please keep the INMOTION E-bike indoor in a dry place with proper humidity. If the INMOTION E-bike is not used for long time, please fully charge it and charge it at least one time every month.
- Please fully charge the E-bike if you do not use it for long time.

8.2 Cleaning

Before cleaning, please make sure the E-bike powers off, pull up the cable, and close the charging port. When cleaning, please notice not to make water in the port.

- Please use soapy water or clean water to wipe the shell of INMOTION E-bike with soft cloth. Please DO NOT use high pressure water gun to wash it.
- The IP Ratings of INMOTION E-bike is IP54, namely, it is spilling and dust proof. Therefore, please do not soak the INMOTION E-bike in water, as it will lead to permanent damage.

8.3 Treatment

Please do not treat the battery and power device as general wastes. You have made great contribution to the environmental protection undertaking through riding INMOTION E-bike, so in order to further avoid unnecessary pollution:

- When scrap is required, please deal with your E-bike and all related components (battery) through the authorized treatment facilities.
- Please obey the latest user guide. Any questions, please consult our dealers or contact INMOTION after-sales department.

8.4 Inflation & Change Inner and Outer Tires

Once there is insufficient air pressure, please timely inflate. Factory default tire pressure of INMOTION P2 Series E-bike is 2.8 Bar.


If the tire needs to be changed due to tire burst or other reasons, please contact INMOTION authorized agencies or INMOTION after-sales department (Also you can repair it in a bicycle maintenance shop).

8.5 Brake Maintenance

- ① Insert the elbow to the brake, and fix it on the screw of the frame. According to the: direction of Left Loose and Right Tight, please lightly turn left to make the brake a little loose.



②Then clench the brake with one of your hands, in order to make the rear brake close to the brake pad. Keep clenching.



9 Legal Statement

INMOTION P2 series can be considered as a intelligent and portable travel and commuting device. However, it is no replacement of the current existing means of transportation. When you use INMOTION P2 series as a means of transportation for short-distance travel, there might exist conditions causing injuries such as decline, crash, etc. and other risks. You have the responsibility and obligation to carefully read and learn the user manual for INMOTION P2 series and user guide; be familiar with how to drive the INMOTION P2 series; and be fully aware of the warnings and precautions as well as the provisions specified in the following legal statement, so as to reduce (but cannot totally eliminate) potential risks and to ensure the personal and property safety of yourself and other people.

9.1 Use Statement

For your safe application and good experience, kindly use the product in strict accordance with the following requirements:

1. Please make sure to carefully read and completely understand the User Manual for INMOTION P2 and User Guide before using.
2. Please do not allow the ones who fail to carefully read and completely understand the User Manual for and User Guide to use your INMOTION P2.
3. Please follow instructions in the User Manual for INMOTION P2 with regard to the riding age of 12-60 years old. Do not allow the ones who are beyond this age scope to drive the INMOTION P2.
4. The pregnant and personnel who are not in normal physical or mental state cannot drive the INMOTION P2.
5. When you are in a bad physical or mental state, such as sick, taking drugs, drinking, etc., please do not drive the INMOTION P2.
6. INMOTION P2 is a riding vehicle designed for one person only. Two or more people must not drive one P2 at the same time. Do not drive the INMOTION P2 with loads or while holding a baby in your arms.
7. Please make sure that you are fully qualified in the physical and mental conditions for freely getting on/off and control the INMOTION P2 without any assistance before riding.
8. Please do not modify or repair the INMOTION P2 without permission or by the personnel who have not been authorized by our company. If there is anything wrong with the product, please contact the after-sales staff of INMOTION, which is your most secure option.
9. Please make sure that the INMOTION P2 is not loose, damaged broken, or under other abnormal situations before riding.
10. Before charging, please make sure that the socket is dry, fault-free, and without any foreign matters. During charging, make sure to insert in the correct socket (100V-240V, 50/60Hz), and avoid coming contact with children and pets. Furthermore, keep the P2 away from the combustibles.

11. The batteries of INMOTION P2 must be placed in the environment at -20°C-45°C. Please do not place the P2 in the environment where the temperature is above 45°C. When the temperature is below -20°C, the batteries will enter the self-locking state, which are unable to be charged or used. Please place the INMOTION P2 in a warmer environment for charging and using.
12. If there is any leakage (including damage, giving off a peculiar smell/smoke, or overheating) in the batteries, please stop the vehicle immediately, and avoid its contact with other objects.
13. Do not attempt to open or disassemble the batteries on your own. Do not perform abnormal operations or application to the batteries.
14. Due to different battery status and environment, the standby time of the fully charged INMOTION P2 (the electric quantity display screen has 5 scales) and the not fully charged INMOTION P2 (the electric quantity display screen has 1 scale) is respectively 180 days and 30 days at most. Please pay attention to the standby time to avoid causing irreversible damage to the batteries because of failing to charge them in time.
15. Please do not wear high-heeled or other unsuitable shoes, and the clothes that are too loose-fitting and unsuitable when riding the INMOTION P2. Furthermore, you must wear professional protective gear during riding.
16. You are highly recommended to wear protective glasses when riding the INMOTION P2, so as to prevent eye injuries caused by dirt, dust or insects in the air and the possible adverse effects on riding.
17. Do not drive INMOTION P2 on rainy days and on other wet roads. When riding on the wet and slippery roads, the tire resistance reduces, the braking distance becomes longer, and the P2 is easy to slip, which might cause accidents, for instance, the INMOTION P2 is out of control.
18. Please use a dry soft cloth to clean the P2 body. Do not use strong water flow or high-pressure hose to clean the P2 body. Do not soak the INMOTION P2 in the water, so as to avoid uncontrollable faults, abnormalities, accidents, and other risks.
19. Do not drive the INMOTION P2 in the bad weather and the adverse environment with low visibility and poor light. Do not drive the P2 when you are extremely tired.
20. Since it is difficult for drivers, motorists, and pedestrians to notice each other in time at night and in an environment with poor light, you are strongly advised against riding at night and in an environment with poor light, so as to avoid severe risks that might arise.
21. Please pay attention to the variation of road surfaces and surroundings when riding the INMOTION P2. Drive carefully to avoid hurting yourself or others.

22. Please do not drive the under unsuitable road conditions and in improper environment, such as on the stairs, in the elevators, or when passing through the revolving doors.
23. Pay attention to the distance among P2 body, body and obstacles when riding the INMOTION P2.
24. Do not take the risk of riding on steep slopes, bumpy roads, or other terrains that you have never met before during riding.
25. Please do not make a turn at a rapid speed. Please do not slam the brakes on when riding the P2 on the slippery road. The above-mentioned behaviors are easy to cause slipping and other uncontrollable situations.
26. Please do not drive on the bicycle lanes. Please do not drive on the motor vehicle lanes and other unsuitable places. Please strictly obey the traffic rules and other laws and regulations. When the P2 comes close to or passes through the crossroads, motor vehicle lanes, corners, and doors, please pay attention to slow down and avoid. In the meanwhile, the driver needs to have defensive awareness and pay attention to the dangers that might cause by the traffic and pedestrians.
27. When riding the P2, pay attention to and take precautions against the vehicles from all directions, pedestrians, pot holes, sewer separators, railway tracks, expansion joints, road surfaces, road construction, debris, and other obstacles as well as other dangerous situations that might affect the personal and property safety of you and others at any time.
28. Do not make and receive phone calls or do any activities or actions that might distract you when riding the INMOTION P2, so as to pay attention to monitor the external environment at any time.
29. Please drive forward along the riding directions of the bicycle lanes allowed and specified by the local governments and laws or the road edges. Do not drive in a direction not allowed by traffic regulations.
30. Please do not cut in the ways of vehicles and pedestrians when going out by riding the INMOTION P2.
31. Please do not put your hands on another means of transportation for dragging when riding the INMOTION P2. Do not perform any improper behaviors, such as making stunts, doing any other extreme sports, etc.
32. Please do not drive the INMOTION P2 alone when you need to drive to some remote area. It is necessary to prevent potential risks even when you drive the P2 along with others.
33. INMOTION P2 is personal short-distance travel and commuting device. Do not use it for freight or other improper purposes.
34. The data and parameters of INMOTION P2 vary along with different product models, which are subject to change by INMOTION without prior notice.

9.2 Personal Information Statement

1. Your personal information shall include the personal information that you voluntarily enter to bind the INMOTION P2 when using the INMOTION APP (hereinafter referred to as APP) to connect with the INMOTION P2 for registered certification, and the personal information that you voluntarily provide during the product application, including but not limited to your name, gender, age, address, contact way, occupation, and the time and place for using our service, etc.
2. In the process of using the APP, your personal information provided during the owner certification, product serial number activation, questionnaire and after-sales follow-ups and return visits, solicitation of the opinions or suggestions with regard to products or services, and activity participation is convenient for us to provide better products and services for you, and improve your user experience.
3. You have the right not to provide your personal information. However, if you refuse to provide some of your personal information, we may not be able to provide better products and services for you, and even might deter you from using our products and services.
4. Any personal information provided by you shall be deemed as the fact that you have entirely agreed with the idea that your personal information can be used by INMOTION itself or its affiliated companies after the disclosure. The application of INMOTION and affiliated companies shall include but not be limited to the application of the internal staff, consultants, agents, suppliers, and partners of INMOTION and its affiliated companies.
5. You agree that we might provide your personal information to the interested third party when in line with any of the following conditions:
 - 1) After your special authorization;
 - 2) Conforming to the relevant laws and regulations or the mandatory requirements put forward by the government agencies (including the judiciary authorities);
 - 3) Perform the Terms of Service available (including investigating possible violations);
 - 4) Deal with frauds, safety or technical issues;
 - 5) Protect the rights, properties or security of users or the public from being damaged within the scope of legal requirements or the allowable range
 - 6) The needs under special and/or emergency circumstances.

6. The electronic data of your personal information can be used for application, transmission and storage, and the above-mentioned behaviors might exist in or out of China.

7. You completely agree with the idea that INMOTION and its affiliated companies might push the information with regard to the products and services as well as the relevant activity information from time to time for your better application and experience.

8. We will take reasonable and safe measures to protect the safety of your personal information, and to prevent your personal information from being disclosed and used without authorization. Furthermore, we will also drive other interested parties accepting and using your personal information described in this legal statement to fulfill the same obligations. You agree with the idea that INMOTION decides the time to save and keep your personal information according to the time required by intended use or any agreements, laws and regulations. 9. You agree to exempt INMOTION and/or its affiliated companies and other receivers and/or users from any claims, responsibilities and losses caused or might be caused by disclosing and using your personal information according to this legal statement, unless the above-mentioned.

9.3 Intellectual Property Statement

Unless otherwise stipulated in laws and regulations, or otherwise agreed in agreements, all rights of the intellectual properties (including but not limited to the copyright, trademark right, patent right, application right, enforcement right, permissions, and other powers) with regard to the products and their accessories, APP and website are reserved by INMOTION. No illegal use or any other punishments shall be conducted without the prior written consent of INMOTION.

This legal statement shall apply to the Law of the People's Republic of China.

For all the claims, responsibilities and losses caused or might be caused by consumers and any third party violating this law statement, INMOTION shall assume no responsibility for the claims and any other obligations.

This legal statement constitutes the integral legal part of the INMOTION products (please make sure to transfer this legal statement during product resale). You can choose to accept all the terms and conditions of this legal statement for using the INMOTION products.

If you use the INMOTION products, it shall be deemed as the fact that you have agreed to accept all the terms and conditions of this legal statement and to undertake any possible risks and responsibilities.

If you do not agree to accept all the terms and conditions of this legal statement after purchasing our products, please return the goods, and make sure that the products and packaging are intact without affecting the secondary sales during the sales return. Thank you for choosing INMOTION and trusting us. For any questions, contact us, and we are always ready to be at your service.

10 Product Certification

This product is qualified by passing QC inspection and allowed to be sold on the market.

The warranty card (It takes effect upon manufacturer's seal and pasting with serial number) and regular sales invoice is effective maintenance certificate. Please keep the warranty card properly.

Release date :

QC Qualified Seal :

11 Product Warranty

Dear customer,

Many thanks for your purchasing our product.

After purchasing our product, please provide your correct, complete and authentic personal information, write the serial No. of the purchased product into the warranty card, ask for a valid invoice and keep it properly so as to be able to use our warranty service should any issue occur in future.

To ensure high-quality service, INMOTION promises that it will provide repair, replacement and return services free of charge for products in accordance with our warranty policies (only products purchased on the Chinese mainland). Except for costs including insurance, delivery, transportation, etc., the warranty service is provided free of charge.

11.1 The Warranty Periods of Diffent Parts

Part	Warranty period	Quality assurance
Body, Handlebar stem	12 Months	Natural cracking, fracture and other phenomena
Motor, Driver, External Charger	12 Months	Due to poor manufacturing performance and failure to repair
Floodlight, Decorative light, Tail lamp, Kickstand	6 Months	Due to poor manufacturing performance and failure to repair
Battery	6 Months	Replacement of the new battery at 6 months of capacity less than 65% of the representation capacity
Rear wheel, Handlebar rubber, Decorative cover		The wearing part is not in the scope of warranty

The following circumstances will not be covered by the warranty, and the customer has to pay for the repair :

The "three guarantees" validity period has expired.

1. Damage incurred by man-made causes.
2. The E-bike has traveled over 2000km (For the vehicle which has accumulated more than 2000km of mileage, we propose to repair and maintenance and replace the tire according to the tire wear condition).
3. Any damage caused by failure to follow the requirements in the instruction manual to correctly assemble or use the scooter.
4. The serial No. has been deleted or modified.
5. The serial No. bar code or model on the product warranty card doesn't coincide with the product itself.
6. The product has been disassembled or repaired by personnel unauthorized by INMOTION.
7. Daily wear and tear (including wear and tear of the scooter shell, handle grips, tires, etc.) that does not affect the product's functionality.
8. Damage caused by accidents or improper use, such as physical damage, fall-and-break damage, collision damage, severe oxidation, etc.
9. Damage caused by overload, forcing through obstacles (including but not limited to riding down stairs, hitting the ground, etc.),
10. Performing X-sports stunts, etc.
11. Damage caused by disassembly, transportation, loading/ unloading, etc. in the process of return for repair.
12. Damage caused by fire, liquid immersion, freezing, earthquake, or other abnormal storage conditions or force majeure.
13. Depletion of wearing pieces such as the packing material, different types of technical documents, etc.
14. Products used for commercial purposes will not be covered by the warranty.
15. For malfunctioned products whose warranty has expired, INMOTION provides paid repair service, and as to the charging standard and accessory prices, you can contact our after-sales personnel for more details.

11.2 Product Repair Service Policies

1. Customers can call our official technical support number 86 (0)755 2572 2469 for after-sales help, or directly contact the dealers from where they bought the products and ask them to facilitate the after-sales service process. For detailed after-sales service policies and procedures, visit our official website: www.inmotionworld.com.
2. After receiving the malfunctioned product from the customer, we will initiate communication with the customer about the malfunction cause, liability, repair cost, estimated time needed to rectify the malfunction, etc. When no more dissent is left, the repair process will start.
3. For products that have been repaired by us, within one month after completion of the repair, the product will be covered by our free of-charge warranty service.

Version No

Version 1.1

Contact Us:

Add: 18F, B1, Nanshan i Park, No. 1001 Xueyuan Ave, Nanshan District, Shenzhen, China

Email: service@imscv.com

Tel: 86 (0)755 2572 2469

Fax: 86 (0)755 2572 7563

11.3 Product warranty card

Customer		Serial No.	
Purchase date			
Contact number			
Email			
Address			
Dealer name		Contact	
Dealer address			

12.WARNING

Any Changes or modifications not expressly approved by the party responsible for compliance could void the user's authority to operate the equipment.

This device complies with part 15 of the FCC Rules. Operation is subject to the following two conditions: (1) This device may not cause harmful interference, and (2) this device must accept any interference received, including interference that may cause undesired operation.

This equipment has been tested and found to comply with the limits for a Class B digital device, pursuant to part 15 of the FCC Rules. These limits are designed to provide reasonable protection against harmful interference in a residential installation. This equipment generates, uses and can radiate radio frequency energy and, if not installed and used in accordance with the instructions, may cause harmful interference to radio communications. However, there is no guarantee that interference will not occur in a particular installation. If this equipment does cause harmful interference to radio or television reception, which can be determined by turning the equipment off and on, the user is encouraged to try to correct the interference by one or more of the following measures:

- Reorient or relocate the receiving antenna.
- Increase the separation between the equipment and receiver.
- Connect the equipment into an outlet on a circuit different from that to which the receiver is connected.
- Consult the dealer or an experienced radio/TV technician for help.

FCC Radiation Exposure Statement

This equipment complies with FCC radiation exposure limits set forth for an uncontrolled environment .

This transmitter must not be co-located or operating in conjunction with any other antenna or transmitter.



Scan QR code to
download the App



Scan QR code to
Visit our Website