

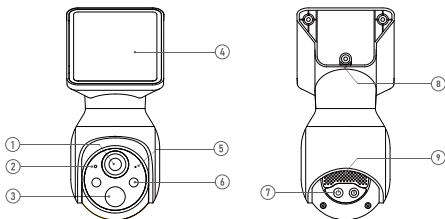
4G 1080p Battery Camera with Solar Panel



Scan the code
to view the user manual
User Manual 1.0



Features



1. Wide-angle Lens

2. Indicator Light

3. Motion Sensor

4. Solar Panel

5. Microphone

6. White Lights

7. Power/Sync Button

8. Type-C Charging Port

9. Speaker

Charging



LED Indicator	Description
Flashing Blue	Charging
OFF	Fully Charged

Create an account in the app

1. Scan the QR code below or search for app in the Apple App Store or Google Play. Then download and install the app.



Gazing



Android/iOS
App Download

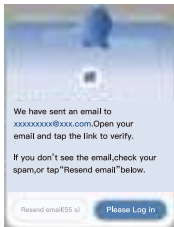
2. Open the app on your cellphone and tap Sign up.



3. Enter your email address, set a password, and tap Sign up.



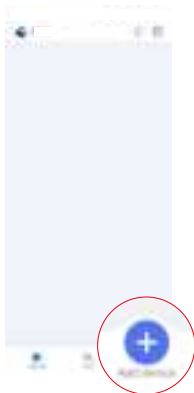
4. After activating your account with the email link, log in to the app using your email and password.



5. Re-open the app, enter your email address and password, and tap Log in.

Set up your camera in the app

1. Press the power button.
2. Open the Gazing app and sign in to your account.
3. Tap the "+" button in the bottom-right corner.
4. Scan the QR code on the device.

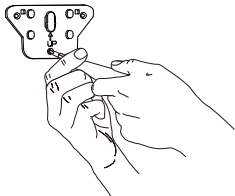


5. The app will display the message: "Make sure your device is turned on." Tap "Yes."
6. Your setup is complete.

Install Your Security Camera

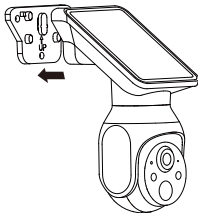
Step 1: Prepare the Wall

Mark drill holes on the wall using the mounting base as a guide. Drill the marked holes, insert wall anchors, and secure the mounting base with screws.



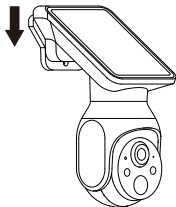
Step 2: Attach the Camera

Place the mounting arm into the mounting base.



Step 3: Secure the Arm

Slide the arm down to securely attach it to the base. Adjust the camera to the desired angle.



Frequently asked questions

1. How can I share the device with family members?

Open the app and tap on Settings. From there, you can share the device via QR code or email, and even transfer ownership of the device. The new user must first download the app and create their own account.

2. Why can't I change the settings?

Only the owner account can change settings, delete videos, and share the device. Shared accounts do not have these options.

3. How many users can view the device at the same time?

The owner account can share the device with up to 8 other accounts. Up to 3 users may view the video feed at once, but only 1 user can use the intercom.

4. Why is the camera offline?

If the camera is offline, it means it is disconnected. If the battery is depleted, you will need to recharge it.

5. How can I adjust the human detection accuracy?

Open the app and tap on Settings. Then tap on Motion Settings. Here, you can select the desired human detection accuracy from three options: low, medium, and high. We recommend choosing medium. The high setting provides the strictest detection level, meaning the device will be triggered only when it is entirely certain that the moving object is a human. However, this stringent setting might cause the device to overlook a human figure, resulting in a missed notification.

High Accuracy - The device will record videos less frequently, ensuring maximum battery life.

Medium Accuracy - Medium battery life.

Low Accuracy - The device will record videos more frequently, leading to the shortest battery life.

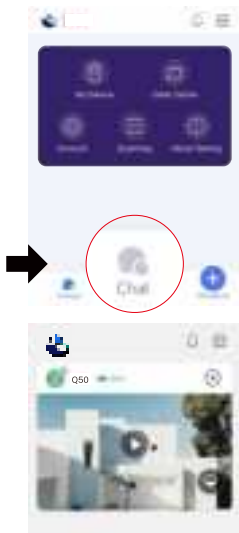
If the areas you're monitoring experience excessive or repetitive motions, like children playing in the yard, you may receive numerous alerts, which can rapidly deplete the battery of devices. The human detection accuracy settings are designed to help you receive the notifications you want while preserving battery life.

6. How can I enable notifications on my phone?

- 1) Open the app. From the Device page, tap the Settings icon, then tap the Motion Detection icon. Here, you can choose whether to turn Motion Alerts on or off.
- 2) Open your phone's settings. Navigate to "App Management" and "Notification Settings," then locate the app. Ensure all permissions and notifications are enabled for the app.

Contact us

If you require further assistance, feel free to reach out to our support team. Email us at service@gazing.cc or use the app's support feature. Please include your product's model and the retailer's name. Thank you.



FCC Statement

Changes or modifications not expressly approved by the party responsible for compliance could void the user's authority to operate the equipment. This equipment has been tested and found to comply with the limits for a Class B digital device, pursuant to Part 15 of the FCC Rules. These limits are designed to provide reasonable protection against harmful interference in a residential installation. This equipment generates uses and can radiate radio frequency energy and, if not installed and used in accordance with the instructions, may cause harmful interference to radio communications. However, there is no guarantee that interference will not occur in a particular installation. If this equipment does cause harmful interference to radio or television reception, which can be determined by turning the equipment off and on, the user is encouraged to try to correct the interference by one or more of the following measures:

- Reorient or relocate the receiving antenna.
- Increase the separation between the equipment and receiver.
- Connect the equipment into an outlet on a circuit different from that to which the receiver is connected.
- Consult the dealer or an experienced radio/TV technician for help

This device complies with part 15 of the FCC rules. Operation is subject to the following two conditions (1) this device may not cause harmful interference, and (2) this device must accept any interference received, including interference that may cause undesired operation.

This equipment complies with FCC radiation exposure limits set forth for an uncontrolled environment. This equipment should be installed and operated with minimum distance 20cm between the radiator & your body.



Product Name: 4G 1080p Battery Camera with Solar Panel

Model: Q50

FCC ID: 2BFEP-CAM4

Power supply: Rechargeable Li-ion Battery DC 3.7V

CONVERGE BEAUTY LIMITED

FLAT/RM C 22/F FORD GLORY PLAZA 37 WING HONG STREET LAI CHI KOK
KOWLOON HONG KONG

Environmentally friendly disposal



Old electrical appliances must not be disposed of together with the residual waste, but have to be disposed of separately. The disposal at the communal collecting point via private persons is for free. The owner of old appliances is responsible to bring the appliances to these collecting points or to similar collection points. With this little personal effort, you contribute to recycle valuable raw materials and the treatment of toxic substances.