



## 1 Pictures of Test Arrangements

### 1.1 Conducted Emissions at Mains Ports

<Adapter Mode & Receiver Mode>





<USB Link Mode>





## 1.2 Radiated Emissions up to 1 GHz

<Adapter Mode & Receiver Mode>




<USB Link Mode>





### 1.3 Radiated Emissions above 1 GHz

<Adapter Mode & Receiver Mode>



<USB Link Mode>

