

Levia Black, Fabula Crystal Brown,
Memor Havana, Spiro Transparent Brown.

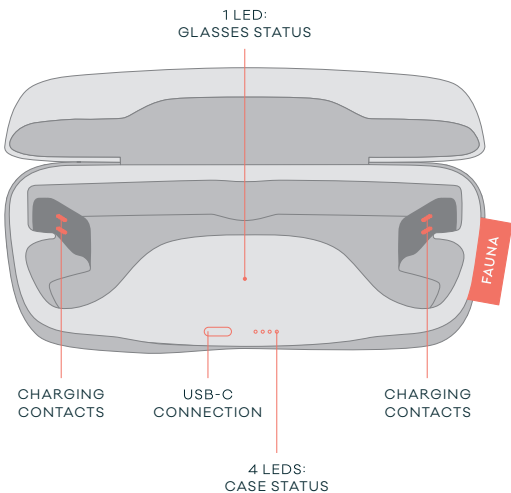
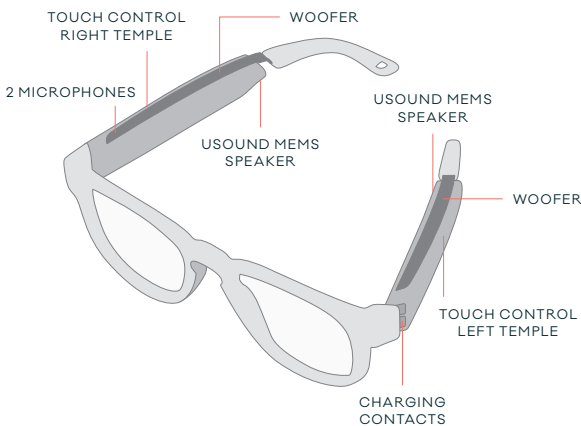
Quick User Guide

Welcome to Fauna, your audio glasses!



Download the “Fauna” app now.

Fauna overview



First steps



Activate

Prior to first use, peel the plastic protector off the charging contacts and place the glasses back in the case to be fully charged. To activate Fauna, place it in the case and make sure the LED “glasses status” is lit up. Close the case and reopen it. Fauna has now been activated and you will hear: “Hi! Fauna is on”. If Fauna is not connected to a host device for more than 30 minutes, Fauna will automatically enter deep-sleep. To wake Fauna up, place it into the charging case, and after closing and opening the case Fauna is ready to connect again.



Connect

Place the glasses in the case and close the lid. Open the lid again, press Fauna against the charging contacts of the case, make sure the LED “glasses status” is on, you will hear the message “Fauna is on, Fauna is pairing”, then activate Bluetooth on your mobile device and search for Fauna. The connection is confirmed with “Great, Fauna is connected.” If you hear “Please try pairing again,” repeat the procedure. Fauna connects automatically with the last host device.



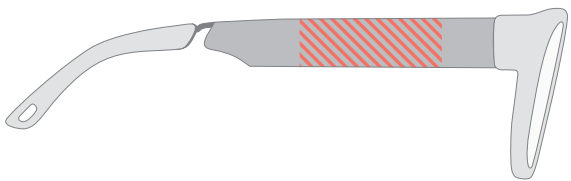
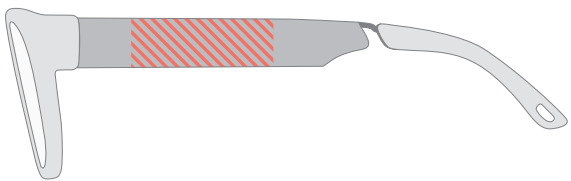
Charge

If the battery charge is below 30 %, Fauna warns you: “Battery low”. To charge your Fauna, put it in the case making sure that the pins are connected. Close the lid to start the charging process. To indicate your Fauna is connected correctly, after closing the case, the left-most and right-most of the 4 “case status” LEDs will light up for 5 seconds. The Fauna case serves as charging station.

Using Fauna

LEFT
TEMPLE

RIGHT
TEMPLE



Double tap

Accept call
End call
Play music
Pause music



Tap & hold (4 sec.)

Decline call
Skip to next song



Slide forward

Volume down



Slide back

Volume up



Double tap

Active voice
assistant



Tap & hold (4 sec.)

Force pairing



Video user guide and detailed manuals can be found under:
www.wearfauna.com/support

More about your Fauna

Important information

Pairing with a device can be forced: tap and hold for 4 seconds on the right temple, then connect the host device to Fauna via Bluetooth. Please note that force pairing can not be used once Fauna is in deep-sleep mode.

Fauna is only drip-proof. Please do not keep it under running water.

Adjustments of frame, length of the temple and lenses can be made by an optician. Please leave this to a professional.

Fauna can only be recharged in the case. Please do not charge any other way.

Charging the glasses

The “glasses status” LED in the Fauna case indicates the status of the glasses. This LED flashes yellow (low charge level) or green (charge level above 30 %) if the contacts are connected properly. At 100% charge, the LED glows green for 10 seconds after opening the case.

Charging the case

The 4 LEDs on the outside show the battery status of the Fauna case. When the case is charged via USB-C cable, they will flash. If they glow continuously, the Fauna case is completely charged.

LED glasses status

— less than 30 %:
flashes yellow
— less than 100 %:
flashes green
— 100 % charged:
lights up green 10 sec.

LED case status

• less than 25 %
•• less than 50 %
••• less than 75 %
•••• 100 % charged

When the Fauna battery level reaches 10% or lower, a “Power Off” message will be heard and Fauna goes into deep-sleep.



Instructions for opticians

Please follow these instructions to avoid any damage.

Cut off the description and take it with you to the glasses adjustment. Fauna is suitable for prescription lenses.

Attention:
Fauna contains electronics.



Important safety instructions

1. Indications for use

Fauna audio glasses are portable, Bluetooth 5.0-linked audio devices in the form of sunglasses or blue-light protection glasses. Fauna audio glasses lenses are not prescription correction lenses, however such can be retrofitted by an optician only. The frame is made out of acetate material. The glasses temple is made out of a plastic, metal and acetate combination. It allows a temple length adjustment, which should be done by an optician only.

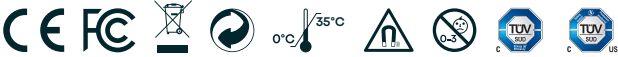
The product can be used to listen to music, podcasts or other audio sources; for telephone calls and for interactions with audio assistants on the user's smartphone, smartwatch or any

other Bluetooth-enabled device. The glasses are sold with a dedicated charging case. Use only the provided charging case for recharging the battery of the glasses.

Safety warnings

In general, please remember to:

- Read these instructions.
 - Keep these instructions.
- Heed all warnings.
 - Follow all instructions.



2. User safety

- In order to avoid hearing damage, you should not use our glasses at high volume over a longer period of time. Use them reasonably at a moderate volume level.
- Do not use the glasses if they emit any loud unusual noise. If this happens, stop using the device and contact customer service: support@wearfauna.com
- Remove the glasses immediately if you experience an unusual warming sensation or loss of audio.
- Contains small parts which may be a choking hazard. This product is not suitable for children under the age of 3.
- This product contains magnetic material. Seek medical advice on whether this might affect your implantable medical device.
- Do not use if package is damaged upon delivery.
- The lenses should be exchanged by an optician only.
- The adjustment of the temple length should be done by an optician only.

- Be cautious as use of the glasses might distract you, especially when driving.
- Follow applicable laws, especially on the use of mobile phones or other devices whilst driving. Never forget to care about your own safety and the safety of others when you are wearing our glasses and listening to your preferred content while engaging in activities requiring your attention.
- Never forget about your environment. Adjust the volume to ensure you can hear your surroundings, for example warning signals.
- Tinted glasses are not recommended to be worn for night driving.
- For safety reasons, charge the glasses in the charging case after an ESD event as the glasses could play a one-time, loud, short noise that could damage your hearing.
- The charging adapter must support PS1 standard and output power no more than 15 W.
- Transmitt power ≤9dBm, Transmitt frequency: 2402MHZ-2480MHZ.

3. Product safety

- Keep the glasses and the charging case away from fire and heat sources. Avoid storage in direct sunlight. Do not place open flame sources, such as lighted candles, on or near the product.
- After each use, wipe both sides of the lenses and all parts of the glasses with the cloth provided or a dry cloth.
- Do not try to alter or modify the product. This will affect the warranty of the product and lead to technical failure of the product. The compliance with the below-mentioned standards will not be guaranteed anymore.
- Do not bend the temples of the glasses as this can damage the electronics inside.
- Avoid closing the sound openings of the glasses or inserting sharp objects because the sound quality will be degraded and the warranty voided.
- Use only the provided product charging case for recharging the battery of the glasses.
- Do not use mobile phone adapters to connect the charging case to airplane seat jacks as this could result in injury or property damage due to overheating.
- Use it only with an approved power supply compliant with regulatory requirements.
- Only use products/attachments/accessories specified by the manufacturer.

- Unplug the charging case during lightning storms or when unused for long periods of time.
- The charging case and glasses must not be exposed to direct sunlight for a prolonged period as this can damage the battery.
- During transport, store the glasses in the provided charging case to avoid unnecessary scratches on the product.
- The product can only be used within a temperature range of 0°C to +35°C, otherwise functionality of the product can not be guaranteed.
- Refer all servicing to qualified personnel. Servicing is required when the apparatus has been damaged in any way, such as if the power supply cord or plug is damaged, objects have fallen into the apparatus, the apparatus does not operate normally or has been dropped.
- Do not replace the batteries of the glasses or the case with a third-party component as this will affect the functionality of the built-in battery protection circuitry.
- Do not dispose of the batteries in a fire or hot oven and avoid mechanically crushing or cutting the batteries as this may lead to an explosion of the batteries.
- Avoid leaving the batteries in a high-temperature environment as this can lead to an explosion or leaking of flammable liquids or gasses.
- Avoid leaving the batteries in an extremely low air pressure environment as this may lead to an explosion or leaking of flammable liquids or gasses.

4. Regulatory information

Fauna glasses and charging case have been designed and manufactured according to the highest standards. This equipment has been tested and complies with RF: (BT5.0&2.4G) , EMC: (BT5.0&2.4G), EN55032, EN55035, EMF: EN62479, Safety: EN 62368-1:2014+A11:2017.

This low-power electronic device complies with EN62479 and does not cause harmful interferences to the user at any time, except for situations of violated safety constraints. Accordingly, the limit for radiation exposure is adhered to, as defined for user's health for the general population. The device has immunity against electromagnetic interference as specified by EN55032, EN55035.

This Class B digital apparatus complies with Canadian ICES-003. This device complies with RSS-247 of the Industry Canada Rules. IC Radiation Exposure Statement: This EUT is compliance with SAR for general population/uncontrolled exposure limits in IC RSS-102 and had been tested in accordance with the measurement methods and procedures specified in IEEE 1528 and IEC 62209.

This device complies with part 15 of the FCC Rules. Operation is subject to the following two conditions: (1) This device may not cause harmful interference, and (2) this device must accept any interference received, including interference that may cause undesired operation.

This equipment has been tested and found to comply with the limits for a Class B digital device, pursuant to part 15 of the FCC Rules. These limits are designed to provide reasonable protection against harmful interference in a residential installation. This equipment generates, uses and can radiate radio frequency energy and, if not installed and used in accordance with the instructions, may cause harmful interference to radio communications. However, there is no guarantee that interference will not occur in a particular installation. If this equipment does cause harmful interference to radio or television reception, which can be determined by turning the equipment off and on, the user is encouraged to try to correct the interference by one or more of the following measures:

- Reorient or relocate the receiving antenna.
- Increase the separation between the equipment and receiver.
- Connect the equipment into an outlet on a circuit different from that to which the receiver is connected.

- Consult the dealer or an experienced radio/TV technician for help.

MODIFICATION: Any changes or modifications not expressly approved by the grantee of this device could void the user's authority to operate the device.

FCC SAR: The highest SAR value reported to the FEDERAL COMMUNICATIONS COMMISSION for this device is 0.20W/kg, this device is designed to meet the requirement for exposure to radio waves established by the Federal Communications Commission.

This device contains licence-exempt transmitter(s)/receiver(s) that comply with Innovation, Science and Economic Development Canada's licence-exempt RSS(s). Operations are subject to the following two conditions: (1) This device may not cause interference. (2) This device must accept any interference, including interference that may cause undesired operation of the device.

2. Changes or modifications not expressly approved by the party responsible for compliance could void the user's authority to operate the equipment.

Le présent appareil est conforme aux CNR d'Industrie Canada applicable aux appareils radio. Exempts de licence. L'exploitation est autorisée aux deux conditions suivantes : (1) l'appareil ne doit pas produire de brouillage, et (2) l'utilisateur de l'appareil doit accepter tout brouillage radioélectrique subi, même si le brouillage est susceptible d'en compromettre le fonctionnement.

ISED SAR: The highest SAR value reported to the Innovation Science and Economic Development Canada (ISED) Procedures for this device is 0.20W/kg, this device is designed to meet the requirement for exposure to radio waves established by the ISED.

This device is a low-power radio transmitter and receiver. As recommended by international guidelines, the device meets applicable national SAR limits of 2.0W/kg(10g). 10g SAR: the highest reported head SAR value is 0.04W/kg.

The batteries in the glasses and in the charging case are in compliance with IEC62133/UL1642.

DON'T attempt to remove the rechargeable lithium-ion battery from the product.

The product is designed to block more than 99% UVA and UVB light energy. This product is in compliance with ANSI Z80.3-2018 and AS/NZS 10671:2016.

Lenses meet applicable government impact resistance requirements but **ARE NOT SHATTERPROOF!**

5. Manufacturer / distributor

Manufactured for Fauna Audio GmbH

Designed and developed by USound GmbH for Fauna Audio GmbH, Kratkystrasse 2, 8020 Graz, Austria.

Powered by USound MEMS Speaker Technology.

USound and Fauna are trademarks of USound GmbH and Fauna Audio GmbH, Kratkystrasse 2, 8020 Graz, Austria.

7. Fauna warranty information

This product is covered by a warranty from Fauna Audio GmbH. The warranty period is two years upon delivery of the product. You can find our complete legal terms of trade here: wearfauna.com/terms-of-trade/

For any warranty claims or returns, please use our form in the FAQ section of our website and send it, filled out and signed, to support@wearfauna.com.

6. Customer information

Product names/models: Levia Black, Fabula Crystal Brown, Memor Havana, Spiro Transparent Brown.

Serial number: _____

Model name: _____

The serial number and model name are located on the inner part of the temple and at the bottom of the charging case.

Please keep your receipt for potential warranty issues. The Fauna warranty form can be downloaded here: wearfauna.com/warranty/

8. Logos and trademarks

Bluetooth and the Bluetooth logos are registered trademarks of Bluetooth SIG, Inc., and any use of such trademarks is under license.


Apple and the Apple logo are trademarks of Apple Inc. App Store is a service mark of Apple Inc.

Google Play and the Google Play logo are trademarks of Google LLC.


Fauna and USound are trademarks of USound GmbH and Fauna Audio GmbH.

Important information


Please follow these instructions to avoid any damage.




Only heat up the marked grey parts.
Up to 80°C.



Don't adjust with pliers.
Glasses can be damaged.



Be careful with ultra-sonic cleaning.
Please remove temples beforehand.
Only the acetate front can be cleaned.



Fauna is water-resistant but not waterproof.
Do not put it under running water.

Adjustable acetate front

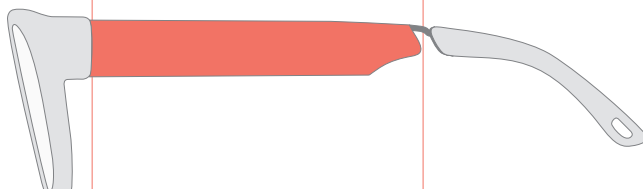
Heat OK
No electronics

Not adjustable

No heat
Contains electronics

Adjustable acetate tip

Heat OK
No electronics



©2020 Fauna Audio GmbH
Kratkystrasse 2, 8020 Graz, Austria
hello@wearfauna.com
wearfauna.com

Do not reproduce, modify,
distribute or otherwise use
without prior permission.