
FCC Test Report

Report No.: AGC13372240202FE01

FCC ID : 2A30ORTA1

APPLICATION PURPOSE : Original Equipment

PRODUCT DESIGNATION : Amateur Radio

BRAND NAME : RETEVIS

MODEL NAME : A1, EZTalk2

APPLICANT : Shenzhen Ysair Technology Co., LTD

DATE OF ISSUE : Apr. 18, 2024

STANDARD(S) : FCC Part 15 Subpart B

REPORT VERSION : V 1.0

Attestation of Global Compliance (Shenzhen) Co., Ltd



Any report having not been signed by authorized approver, or having been altered without authorization, or having not been stamped by the "Dedicated Testing/Inspection Stamp" is deemed to be invalid. Copying or excerpting portion of, or altering the content of the report is not permitted without the written authorization of AGC. The test results presented in the report apply only to the tested sample. Any objections to report issued by AGC should be submitted to AGC within 15days after the issuance of the test report. Further enquiry of validity or verification of the test report should be addressed to AGC by agc01@agccert.com.

Attestation of Global Compliance(Shenzhen)Co., Ltd
Attestation of Global Compliance(Shenzhen)Std & Tech Co., Ltd
Tel: +86-755 2523 4088 E-mail: agc@agccert.com Web: <http://www.agccert.com/>



Report Revise Record

| Report Version | Revise Time | Issued Date | Valid Version | Notes |
|----------------|-------------|---------------|---------------|-----------------|
| V1.0 | / | Apr. 18, 2024 | Valid | Initial Release |

Any report having not been signed by authorized approver, or having been altered without authorization, or having not been stamped by the “Dedicated Testing/Inspection Stamp” is deemed to be invalid. Copying or excerpting portion of, or altering the content of the report is not permitted without the written authorization of AGC. The test results presented in the report apply only to the tested sample. Any objections to report issued by AGC should be submitted to AGC within 15days after the issuance of the test report. Further enquiry of validity or verification of the test report should be addressed to AGC by agc01@agccert.com.

Attestation of Global Compliance(Shenzhen)Co., Ltd
Attestation of Global Compliance(Shenzhen)Std & Tech Co., Ltd
Tel: +86-755 2523 4088 E-mail: agc@agccert.com Web: <http://www.agccert.com/>

TABLE OF CONTENTS

| | |
|---|-----------|
| 1. GENERAL INFORMATION | 4 |
| 2. PRODUCT INFORMATION | 5 |
| 2.1 PRODUCT TECHNICAL DESCRIPTION | 5 |
| 2.2 AUXILIARY SURROUNDING DESCRIPTION | 5 |
| 2.3 TEST METHODOLOGY | 6 |
| 2.4 DESCRIPTION OF TEST MODES | 7 |
| 3. TEST ENVIRONMENT | 8 |
| 3.1 ADDRESS OF THE TEST LABORATORY | 8 |
| 3.2 TEST FACILITY | 8 |
| 3.3 ENVIRONMENTAL CONDITIONS | 9 |
| 3.4 MEASUREMENT UNCERTAINTY | 9 |
| 3.5 LIST OF EQUIPMENTS USED | 10 |
| 4. SUMMARY OF TEST RESULTS | 11 |
| 5. RADIATED EMISSION MEASUREMENTS | 12 |
| 5.1 PROVISIONS APPLICABLE | 12 |
| 5.2 MEASUREMENT SETUP | 12 |
| 5.3 MEASUREMENT PROCEDURE | 13 |
| 5.4 MEASUREMENT RESULT | 15 |
| 6. CONDUCTED EMISSION MEASUREMENTS | 19 |
| 6.1 PROVISIONS APPLICABLE | 19 |
| 6.2 MEASUREMENT SETUP | 19 |
| 6.3 MEASUREMENT PROCEDURE | 20 |
| 6.4 MEASUREMENT RESULT | 21 |
| 7. ANTENNA CONDUCTED POWER FOR RECEIVERS | 23 |
| 7.1 PROVISIONS APPLICABLE | 23 |
| 7.2 MEASUREMENT SETUP | 23 |
| 7.3 MEASUREMENT PROCEDURE | 23 |
| 7.4 MEASUREMENT RESULT | 24 |
| 8. SCANNING RECEIVERS AND FREQUENCY CONVERTERS USED WITH SCANNING RECEIVERS | 26 |
| 8.1 PROVISIONS APPLICABLE | 26 |
| 8.2 MEASUREMENT SETUP | 26 |
| 8.3 MEASUREMENT PROCEDURE | 26 |
| 8.4 MEASUREMENT RESULT | 27 |
| APPENDIX I: PHOTOGRAPHS OF TEST SETUP | 28 |
| APPENDIX II: PHOTOGRAPHS OF TEST EUT | 28 |


Any report having not been signed by authorized approver, or having been altered without authorization, or having not been stamped by the "Dedicated Testing/Inspection Stamp" is deemed to be invalid. Copying or excerpting portion of, or altering the content of the report is not permitted without the written authorization of AGC. The test results presented in the report apply only to the tested sample. Any objections to report issued by AGC should be submitted to AGC within 15days after the issuance of the test report. Further enquiry of validity or verification of the test report should be addressed to AGC by agc01@agccert.com.

1. GENERAL INFORMATION

| | |
|------------------------------|---|
| Applicant | Shenzhen Ysair Technology Co., LTD |
| Address | Room 403, 4th Floor, Building 4, Yunli intelligent Park, No. 3 Changfa Middle Road, Yangmei Community, Bantian Street, Longgang District, Shenzhen, China |
| Manufacturer | Shenzhen Ysair Technology Co., LTD |
| Address | Room 403, 4th Floor, Building 4, Yunli intelligent Park, No. 3 Changfa Middle Road, Yangmei Community, Bantian Street, Longgang District, Shenzhen, China |
| Factory | N/A |
| Address | N/A |
| Product Designation | Amateur Radio |
| Brand Name | RETEVIS |
| Test Model | A1 |
| Series Model | EZTalk2 |
| Difference Description | Only the models name and the design of the lines on the front cover are different. |
| Date of receipt of test item | Feb. 27, 2024 |
| Date of Test | Feb. 27, 2024~Apr. 18, 2024 |
| Deviation from Standard | No any deviation from the test method |
| Condition of Test Sample | Normal |
| Test Result | Pass |
| Test Report Form No | AGCTR-ER-FCC-SDOC V1.0 |

The above equipment was tested by Attestation Of Global Compliance (Shenzhen) Co., Ltd. for compliance with the requirements set forth in the FCC Rules and Regulations Part 15, the measurement procedure according to ANSI C63.4:2014. This said equipment in the configuration described in this report shows the maximum emission levels emanating from equipment are within the compliance requirements. The test results of this report relate only to the tested sample identified in this report.

Prepared By



Bibo Zhang
(Project Engineer)

Apr. 18, 2024

Reviewed By



Calvin Liu
(Reviewer)

Apr. 18, 2024

Approved By



Max Zhang
Authorized Officer

Apr. 18, 2024

Any report having not been signed by authorized approver, or having been altered without authorization, or having not been stamped by the "Dedicated Testing/Inspection Stamp" is deemed to be invalid. Copying or excerpting portion of, or altering the content of the report is not permitted without the written authorization of AGC. The test results presented in the report apply only to the tested sample. Any objections to report issued by AGC should be submitted to AGC within 15 days after the issuance of the test report. Further enquiry of validity or verification of the test report should be addressed to AGC by agc01@agccert.com.

Attestation of Global Compliance(Shenzhen)Co., Ltd

Attestation of Global Compliance(Shenzhen)Std & Tech Co., Ltd

Tel: +86-755 2523 4088 E-mail: agc@agccert.com Web: <http://www.agccert.com/>

2. PRODUCT INFORMATION

2.1 PRODUCT TECHNICAL DESCRIPTION

| | |
|--------------------|---|
| Housing Type | Plastic and metal |
| RX Frequency Range | 108-136MHz, 136-174MHz, 400-480MHz(Scanning Receiver) |
| Equipment Type | Table-Top |
| Hardware Version | V1.2 |
| Software Version | V1.0 |
| Power Supply | DC 7.4V 2200mAh by battery of DC 5V by adapter |

| I/O Port Information (<input checked="" type="checkbox"/> Applicable <input type="checkbox"/> Not Applicable) | | | |
|--|------|-----------------|-------------|
| I/O Port of EUT | | | |
| I/O Port Type | Q'TY | Cable | Tested with |
| Antenna Port | 1 | - | 1 |
| Earphone Port | 1 | 1.0m unshielded | 1 |
| Type-C Port | 1 | 1.0m unshielded | 1 |

2.2 AUXILIARY SURROUNDING DESCRIPTION

The Following Peripheral Devices And Interface Cables Were Connected During The Measurement:

☒ Test Accessories Come From The Laboratory

| Equipment | Manufacturer | Model Name | Specification | Data Cable | Power Cable |
|-----------|--------------|--------------|---|------------|--------------------|
| Adapter | Huawei | HW-200440C00 | Input(AC):100V-240V 50/60Hz 2.4A Output(DC):5V/3A | - | 1.0m Unshielded |

☒ Test Accessories Come From The Manufacturer

| Equipment | Manufacturer | Model Name | Specification | Data Cable | Power Cable |
|-----------|------------------------------------|------------|--|------------|--------------------|
| Battery | Shenzhen Ysair Technology Co., LTD | BL1 | DC 7.4V 2200mAh | - | - |
| Charger | Shenzhen Ysair Technology Co., LTD | DC01 | Input: DC 5V 1A Output: DC 8.4V 400mA | - | - |
| USB Cable | Shenzhen Ysair Technology Co., LTD | - | - | - | 1.0m Unshielded |
| Antenna | - | - | - | - | - |

Any report having not been signed by authorized approver, or having been altered without authorization, or having not been stamped by the "Dedicated Testing/Inspection Stamp" is deemed to be invalid. Copying or excerpting portion of, or altering the content of the report is not permitted without the written authorization of AGC. The test results presented in the report apply only to the tested sample. Any objections to report issued by AGC should be submitted to AGC within 15days after the issuance of the test report. Further enquiry of validity or verification of the test report should be addressed to AGC by agc01@agccert.com.

2.3 TEST METHODOLOGY

The tests were performed according to following standards:

| No. | Identity | Document Title |
|-----|--------------------|---|
| 1 | FCC 47 CFR Part 15 | Radio Frequency Devices |
| 2 | ANSI C63.4-2014 | American National Standard for Methods of Measurement of Radio Noise Emissions from Low-Voltage Electrical and Electronic Equipment in the Range of 9 kHz to 40 GHz |

Additional Information:

Device under test is a transceiver with the scanning receiver that works in the FM Tx:144-148 & 420-450 MHz and FM Rx: 65-108&136-174&400-480Mhz and AM Rx:108-138Mhz ranges.

It works with a Li-ion battery. It has an external SMA antenna connector with a 50 Ohms impedance.

The transmitter is used for amateur radio service per Part 97 and is exempt from FCC certification.

As stated at one of the FCC Wireless Telecommunications Bureau (WTB) websites for Part 97, the FCC (OET) equipment authorization program does not generally apply to amateur radio service station transmitters.

The scanning receiver was tested to comply with part 47 CFR 15.109, 15.111, and 15.121.

This scanning receiver is not capable of scanning in the Part 22 Cellular Radiotelephone Service band per 15.121(a)(1).

Therefor this scanning receiver meets the requirements of section 15.121 (b) by design.

Any report having not been signed by authorized approver, or having been altered without authorization, or having not been stamped by the "Dedicated Testing/Inspection Stamp" is deemed to be invalid. Copying or excerpting portion of, or altering the content of the report is not permitted without the written authorization of AGC. The test results presented in the report apply only to the tested sample. Any objections to report issued by AGC should be submitted to AGC within 15days after the issuance of the test report. Further enquiry of validity or verification of the test report should be addressed to AGC by agc01@agccert.com.

Attestation of Global Compliance(Shenzhen)Co., Ltd
Attestation of Global Compliance(Shenzhen)Std & Tech Co., Ltd
Tel: +86-755 2523 4088 E-mail: agc@agccert.com Web: <http://www.agccert.com/>

2.4 DESCRIPTION OF TEST MODES

| No. | Test Mode | Remark |
|-----|--|--------|
| 1 | Scanning mode | Worst |
| 2 | Scanning stopped/Receiving at low channel of 108 MHz to 136 MHz | -- |
| 3 | Scanning stopped/Receiving at middle channel of 108 MHz to 136 MHz | -- |
| 4 | Scanning stopped/Receiving at high channel of 108 MHz to 136 MHz | -- |
| 5 | Scanning stopped/Receiving at low channel of 136 MHz to 174 MHz | |
| 6 | Scanning stopped/Receiving at middle channel of 136 MHz to 174 MHz | |
| 7 | Scanning stopped/Receiving at high channel of 136 MHz to 174 MHz | |
| 8 | Scanning stopped/Receiving at low channel of 400 MHz to 480 MHz | |
| 9 | Scanning stopped/Receiving at middle channel of 400 MHz to 480 MHz | |
| 10 | Scanning stopped/Receiving at high channel of 400 MHz to 480 MHz | |

Note: Only the result of the worst case was recorded in the report.

Any report having not been signed by authorized approver, or having been altered without authorization, or having not been stamped by the "Dedicated Testing/Inspection Stamp" is deemed to be invalid. Copying or excerpting portion of, or altering the content of the report is not permitted without the written authorization of AGC. The test results presented in the report apply only to the tested sample. Any objections to report issued by AGC should be submitted to AGC within 15days after the issuance of the test report. Further enquiry of validity or verification of the test report should be addressed to AGC by agc01@agccert.com.

Attestation of Global Compliance(Shenzhen)Co., Ltd
Attestation of Global Compliance(Shenzhen)Std & Tech Co., Ltd
Tel: +86-755 2523 4088 E-mail: agc@agccert.com Web: <http://www.agccert.com/>

3. TEST ENVIRONMENT

3.1 ADDRESS OF THE TEST LABORATORY

Laboratory: Attestation of Global Compliance (Shenzhen) Co., Ltd.

Address: 1-2/F, Building 19, Junfeng Industrial Park, Chongqing Road, Heping Community, Fuhai Street, Bao'an District, Shenzhen, Guangdong, China

3.2 TEST FACILITY

The test facility is recognized, certified, or accredited by the following organizations:

CNAS-Lab Code: L5488

Attestation of Global Compliance (Shenzhen) Co., Ltd. has been assessed and proved to be in compliance with CNAS-CL01 Accreditation Criteria for Testing and Calibration Laboratories (identical to ISO/IEC17025: 2017 General Requirements) for the Competence of Testing and Calibration Laboratories.

A2LA-Lab Cert. No.: 5054.02

Attestation of Global Compliance (Shenzhen) Co., Ltd. EMC Laboratory has been accredited by A2LA for technical competence in the field of electrical testing, and proved to be in compliance with ISO/IEC 17025: 2017 General Requirements for the Competence of Testing and Calibration Laboratories and any additional program requirements in the identified field of testing.

FCC-Registration No.: 975832

Attestation of Global Compliance (Shenzhen) Co., Ltd. EMC Laboratory has been registered and fully described in a report filed with the FCC (Federal Communications Commission). The acceptance letter from the FCC is maintained in our files with Registration 975832.

IC-Registration No.: 24842 (CAB identifier: CN0063)

Attestation of Global Compliance (Shenzhen) Co., Ltd. EMC Laboratory has been registered and fully described in a report filed with the Certification and Engineering Bureau of Industry Canada. The acceptance letter from the IC is maintained in our files with Registration 24842.

3.3 ENVIRONMENTAL CONDITIONS

| | NORMAL CONDITIONS |
|-------------------------|-------------------|
| Temperature range (°C) | 15 - 35 |
| Relative humidity range | 20 % - 75 % |
| Pressure range (kPa) | 86 - 106 |

3.4 MEASUREMENT UNCERTAINTY

The reported uncertainty of measurement $y \pm U$, where expanded uncertainty U is based on a standard uncertainty multiplied by a coverage factor of $k=2$, providing a level of confidence of approximately 95%.

| Item | Measurement Uncertainty |
|---|----------------------------|
| Uncertainty of Conducted Emission | $U_c = \pm 2.9 \text{ dB}$ |
| Uncertainty of Radiated Emission below 1GHz | $U_c = \pm 3.9 \text{ dB}$ |
| Uncertainty of Radiated Emission above 1GHz | $U_c = \pm 4.9 \text{ dB}$ |

Any report having not been signed by authorized approver, or having been altered without authorization, or having not been stamped by the "Dedicated Testing/Inspection Stamp" is deemed to be invalid. Copying or excerpting portion of, or altering the content of the report is not permitted without the written authorization of AGC. The test results presented in the report apply only to the tested sample. Any objections to report issued by AGC should be submitted to AGC within 15days after the issuance of the test report. Further enquiry of validity or verification of the test report should be addressed to AGC by agc01@agccert.com.

Attestation of Global Compliance(Shenzhen)Co., Ltd
Attestation of Global Compliance(Shenzhen)Std & Tech Co., Ltd
Tel: +86-755 2523 4088 E-mail: agc@agccert.com Web: <http://www.agccert.com/>

3.5 LIST OF EQUIPMENTS USED

| ● Radiated Emission | | | | | | | |
|-------------------------------------|---------------|-------------------|--------------|-----------|------------|---------------------------|---------------------------|
| Used | Equipment No. | Test Equipment | Manufacturer | Model No. | Serial No. | Last Cal. Date (YY-MM-DD) | Next Cal. Date (YY-MM-DD) |
| <input checked="" type="checkbox"/> | AGC-EM-E046 | EMI Test Receiver | R&S | ESCI | 10096 | 2024/02/01 | 2025/01/31 |
| <input checked="" type="checkbox"/> | AGC-EM-E116 | EMI Test Receiver | R&S | ESCI | 100034 | 2023/06/03 | 2024/06/02 |
| <input checked="" type="checkbox"/> | AGC-EM-E001 | Wideband Antenna | SCHWARZBECK | VULB9168 | D69250 | 2023/05/11 | 2025/05/10 |
| <input checked="" type="checkbox"/> | AGC-EM-E029 | Horn Antenna | ETS | 3117 | 00034609 | 2023/04/02 | 2024/04/01 |
| <input checked="" type="checkbox"/> | AGC-EM-E029 | Horn Antenna | ETS | 3117 | 00034609 | 2024/03/31 | 2025/03/30 |
| <input checked="" type="checkbox"/> | AGC-EM-E096 | Pre-amplifier | ETS | 3117-PA | 00246148 | 2022/08/04 | 2024/08/03 |
| <input checked="" type="checkbox"/> | AGC-EM-S003 | Test Software | FARA | V.RA-03A | N/A | N/A | N/A |
| <input checked="" type="checkbox"/> | AGC-EM-S004 | Test Software | Tonscend | 4.0.0.0 | N/A | N/A | N/A |

| ● Conducted Emission | | | | | | | |
|-------------------------------------|---------------|-------------------|--------------|-------------------|------------|---------------------------|---------------------------|
| Used | Equipment No. | Test Equipment | Manufacturer | Model No. | Serial No. | Last Cal. Date (YY-MM-DD) | Next Cal. Date (YY-MM-DD) |
| <input checked="" type="checkbox"/> | AGC-EM-E045 | EMI Test Receiver | R&S | ESPI | 101206 | 2023/06/03 | 2024/06/02 |
| <input checked="" type="checkbox"/> | AGC-EM-E023 | AMN | R&S | 100086 | ESH2-Z5 | 2023/06/03 | 2024/06/02 |
| <input checked="" type="checkbox"/> | AGC-EM-S001 | Test Software | R&S | ES-K1 (Ver.V1.71) | N/A | N/A | N/A |

| ● RF Conducted Measurement | | | | | | | |
|-------------------------------------|---------------|---------------------------|--------------|-----------|------------|---------------------------|---------------------------|
| Used | Equipment No. | Test Equipment | Manufacturer | Model No. | Serial No. | Last Cal. Date (YY-MM-DD) | Next Cal. Date (YY-MM-DD) |
| <input checked="" type="checkbox"/> | AGC-EM-E002 | RF Communication Test Set | HP | 8920B | US35010161 | 2023/06/02 | 2024/06/01 |
| <input checked="" type="checkbox"/> | AGC-ER-E086 | Spectrum Analyzer | KEYSIGHT | N9020A | MY53300860 | 2023/06/01 | 2024/05/31 |
| <input checked="" type="checkbox"/> | AGC-EM-A007 | 30dB Attenuator | N/A | 58-30-33 | N/A | 2023/06/01 | 2024/05/31 |

Any report having not been signed by authorized approver, or having been altered without authorization, or having not been stamped by the "Dedicated Testing/Inspection Stamp" is deemed to be invalid. Copying or excerpting portion of, or altering the content of the report is not permitted without the written authorization of AGC. The test results presented in the report apply only to the tested sample. Any objections to report issued by AGC should be submitted to AGC within 15days after the issuance of the test report. Further enquiry of validity or verification of the test report should be addressed to AGC by agc01@agccert.com.

4. SUMMARY OF TEST RESULTS

| Item | FCC Rules | Description Of Test | Class/Severity | Result |
|------|------------|--|----------------|--------|
| 1 | §15.107 | Radiated Emission | Class B | Pass |
| 2 | §15.109 | Conducted Emission | Class B | Pass |
| 3 | §15.111 | Antenna Conducted Power for Receivers | / | Pass |
| 4 | §15.121(b) | Scanning receivers and frequency converters used with scanning receivers | / | Pass |

Any report having not been signed by authorized approver, or having been altered without authorization, or having not been stamped by the “Dedicated Testing/Inspection Stamp” is deemed to be invalid. Copying or excerpting portion of, or altering the content of the report is not permitted without the written authorization of AGC. The test results presented in the report apply only to the tested sample. Any objections to report issued by AGC should be submitted to AGC within 15days after the issuance of the test report. Further enquiry of validity or verification of the test report should be addressed to AGC by agc01@agccert.com.

Attestation of Global Compliance(Shenzhen)Co., Ltd
Attestation of Global Compliance(Shenzhen)Std & Tech Co., Ltd
Tel: +86-755 2523 4088 E-mail: agc@agccert.com Web: <http://www.agccert.com/>

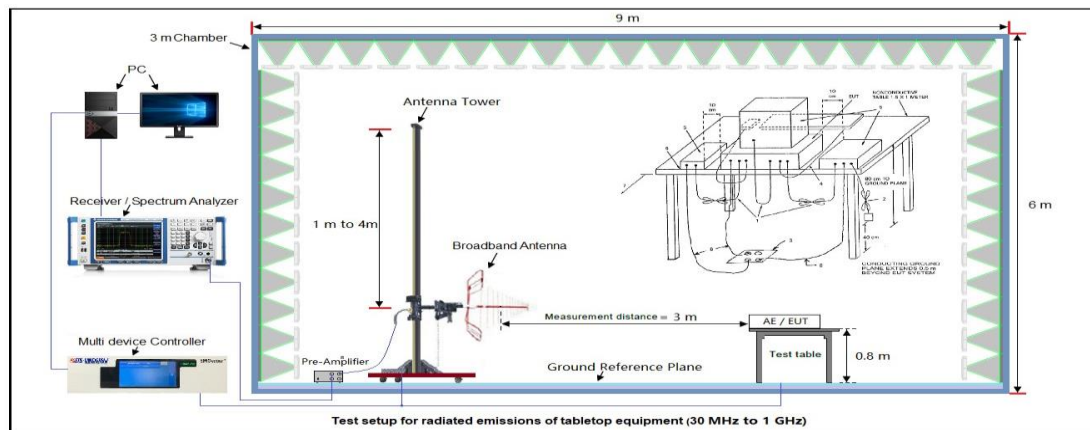
5. RADIATED EMISSION MEASUREMENTS

5.1 PROVISIONS APPLICABLE

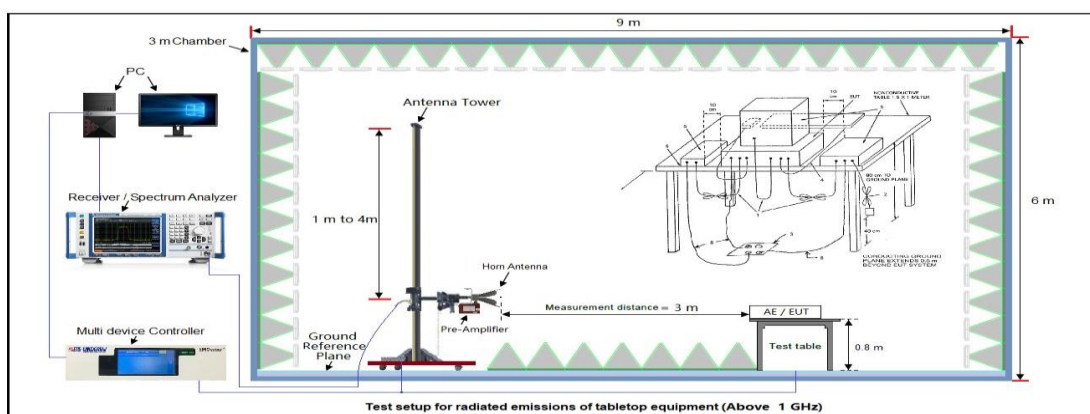
FCC CFR Title 47 Part 15 Subpart B Section 15.109:

| Frequency Range | Class B Limit (dBuV/m @3m) | Class A Limit (dBuV/m @3m) | Value |
|-----------------|-------------------------------|-------------------------------|------------|
| 30MHz-88MHz | 40.00 | 50.00 | Quasi-peak |
| 88MHz-216MHz | 43.50 | 53.50 | Quasi-peak |
| 216MHz-960MHz | 46.00 | 56.00 | Quasi-peak |
| 960MHz-1GHz | 54.00 | 64.00 | Quasi-peak |
| Above 1GHz | 54.00 | 60.00 | Average |
| | 74.00 | 80.00 | Peak |

5.2 MEASUREMENT SETUP



(Radiated Emission Measurements Test Setup for 30MHz to 1GHz)



(Radiated Emission Measurements Test Setup for above 1GHz)

Any report having not been signed by authorized approver, or having been altered without authorization, or having not been stamped by the "Dedicated Testing/Inspection Stamp" is deemed to be invalid. Copying or excerpting portion of, or altering the content of the report is not permitted without the written authorization of AGC. The test results presented in the report apply only to the tested sample. Any objections to report issued by AGC should be submitted to AGC within 15days after the issuance of the test report. Further enquiry of validity or verification of the test report should be addressed to AGC by agc01@agccert.com.

5.3 MEASUREMENT PROCEDURE

1. The equipment was set up as per the test configuration to simulate typical actual usage per the user's manual. When the EUT is a tabletop system, a wooden turntable with a height of 0.8 meters is used which is placed on the ground plane as per ANSI C63.4 (see Test Facility for the dimensions of the ground plane used). When the EUT is floor-standing equipment, it is placed on the ground plane which has a 3-12 mm non-conductive covering to insulate the EUT from the ground plane.
2. Support equipment, if needed, was placed as per ANSI C63.4.
3. All I/O cables were positioned to simulate typical actual usage as per ANSI C63.4.
4. The EUT received power by AC 120V/60Hz.
5. The antenna was placed at 3 meter away from the EUT as stated in FCC Part 15. The antenna connected to the Analyzer via a cable and at times a pre-amplifier would be used.
6. The Analyzer / Receiver quickly scanned from 30MHz to 1000MHz. The EUT test program was started. Emissions were scanned and measured rotating the EUT to 360 degrees and positioning the antenna 1 to 4 meters above the ground plane, in both the vertical and the horizontal polarization, to maximize the emission reading level.
7. The test mode(s) were scanned during the test:
8. Recorded at least the six highest emissions. Emission frequency, amplitude, antenna position, polarization and turntable position were recorded into a computer in which correction factors were used to calculate the emission level and compare reading to the applicable limit and Q.P./Peak reading is presented. For emissions below 1GHz, use 120KHz RBW and VBW \geq 3RBW for QP reading.
9. For emissions above 1GHz, use 1MHz RBW and 3MHz VBW for peak reading. Then 1MHz RBW and 10Hz VBW for average reading in spectrum analyzer.
10. When the radiated emissions limits are expressed in terms of the average value of the emissions, and pulsed operation is employed, the measurement field strength shall be determined by averaging over one complete pulse train, including blanking intervals, as long as the pulse train does not exceed 0.1 seconds. As an alternative (provided the transmitter operates for longer than 0.1 seconds) or in cases where the pulse train exceeds 0.1 seconds, the measured field strength shall be determined from the average absolute voltage during a 0.1 second interval during which the field strength is at its maximum values.
11. If the emissions level of the EUT in peak mode was 3 dB lower than the average limit specified, then testing will be stopped and peak values of EUT will be reported, otherwise, the emissions which do not have 3 dB margin will be repeated one by one using the quasi-peak method for below 1GHz.
12. For testing above 1GHz, the emissions level of the EUT in peak mode was lower than average limit (that means the emissions level in peak mode also complies with the limit in average mode), then testing will be stopped and peak values of EUT will be reported, otherwise, the emissions will be measured in average mode again and reported.
13. In case the emission is lower than 30MHz, loop antenna has to be used for measurement and the recorded data should be QP measured by receiver. High - Low scan is not required in this case.
14. The test data of the worst case condition (mode 1) was reported on the following Data page.

Any report having not been signed by authorized approver, or having been altered without authorization, or having not been stamped by the "Dedicated Testing/Inspection Stamp" is deemed to be invalid. Copying or excerpting portion of, or altering the content of the report is not permitted without the written authorization of AGC. The test results presented in the report apply only to the tested sample. Any objections to report issued by AGC should be submitted to AGC within 15days after the issuance of the test report. Further enquiry of validity or verification of the test report should be addressed to AGC by agc01@agccert.com.

Attestation of Global Compliance(Shenzhen)Co., Ltd

Attestation of Global Compliance(Shenzhen)Std & Tech Co., Ltd

Tel: +86-755 2523 4088 E-mail: agc@agccert.com Web: <http://www.agccert.com/>

EMI TEST RECEIVER SETUP:

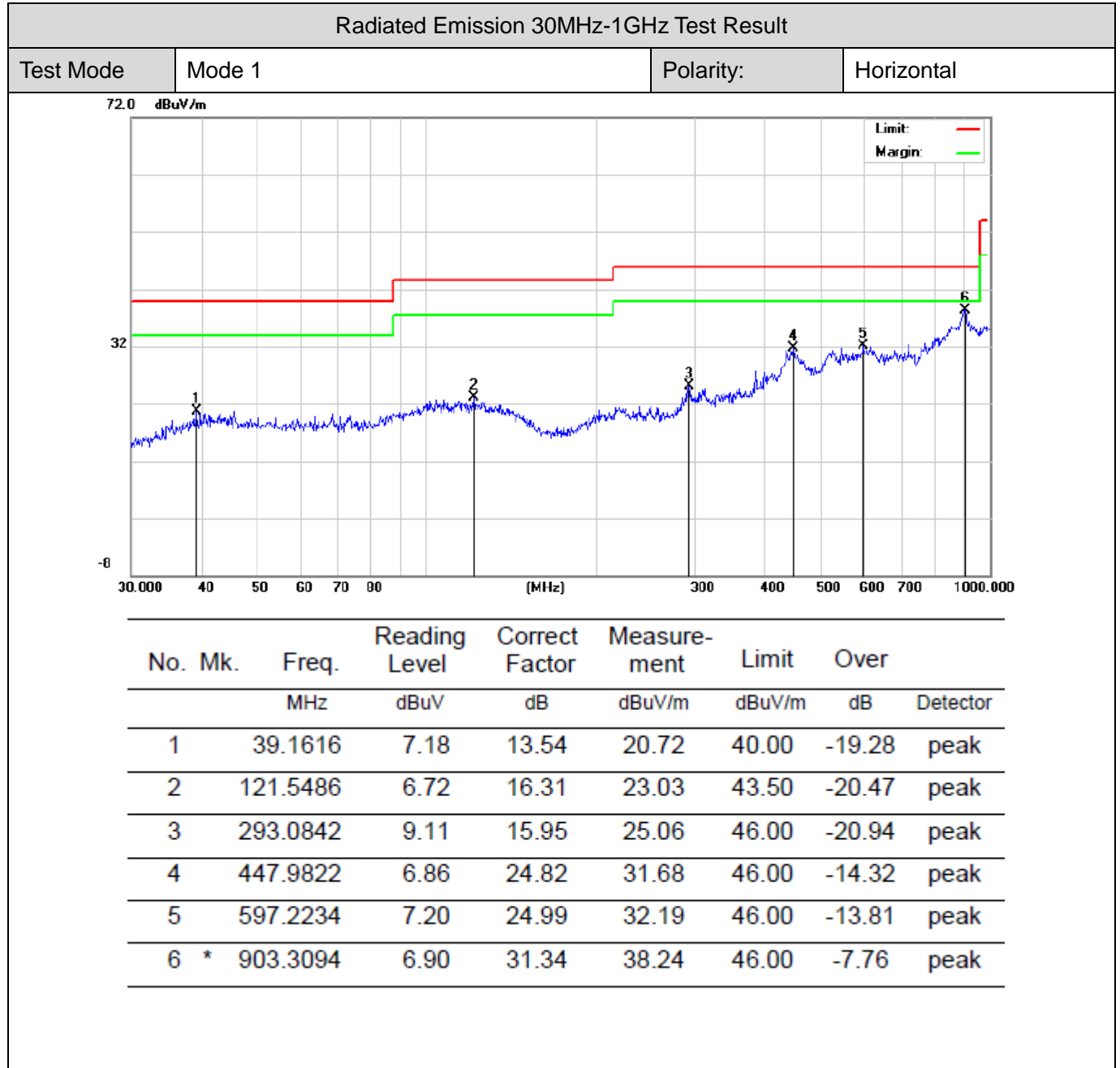
During the radiated emission test, the EMI test receiver was set with the following configurations:

| Frequency Range | RBW | Video B/W | IF B/W | Measurment |
|-------------------|---------|-----------|---------|------------|
| 30 MHz – 1000 MHz | 100 kHz | 300 kHz | 120 kHz | QP |
| Above 1 GHz | 1MHz | 3 MHz | / | PK |
| | 1MHz | 10 Hz | / | Ave. |

Any report having not been signed by authorized approver, or having been altered without authorization, or having not been stamped by the “Dedicated Testing/Inspection Stamp” is deemed to be invalid. Copying or excerpting portion of, or altering the content of the report is not permitted without the written authorization of AGC. The test results presented in the report apply only to the tested sample. Any objections to report issued by AGC should be submitted to AGC within 15days after the issuance of the test report. Further enquiry of validity or verification of the test report should be addressed to AGC by agc01@agccert.com.

Attestation of Global Compliance(Shenzhen)Co., Ltd
Attestation of Global Compliance(Shenzhen)Std & Tech Co., Ltd
Tel: +86-755 2523 4088 E-mail: agc@agccert.com Web: <http://www.agccert.com/>

5.4 MEASUREMENT RESULT



RESULT: PASS

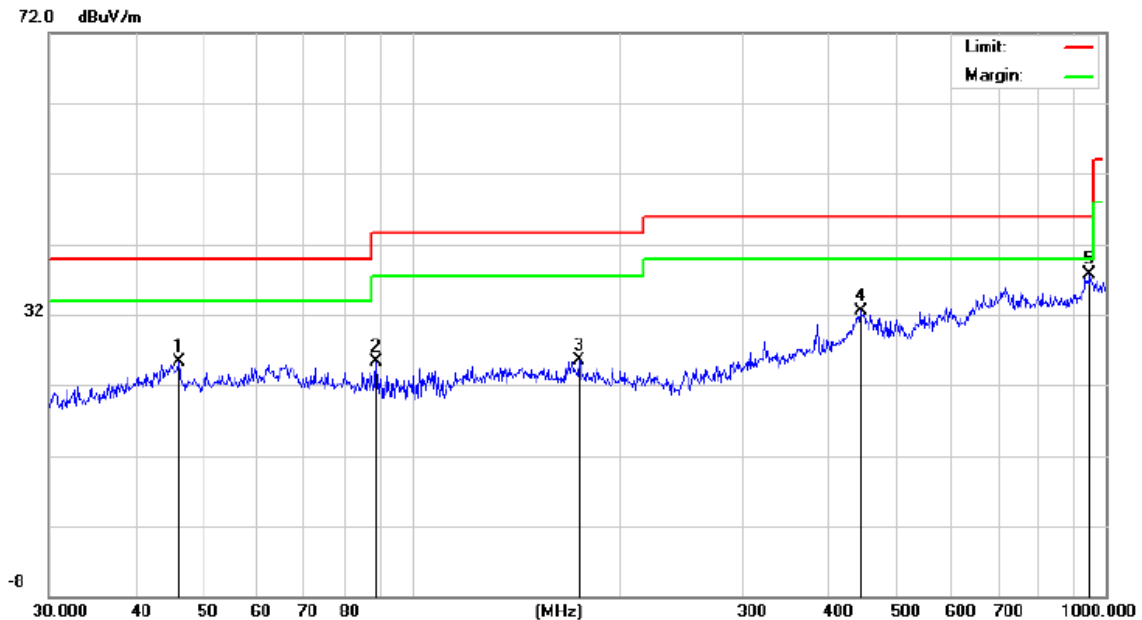
Any report having not been signed by authorized approver, or having been altered without authorization, or having not been stamped by the "Dedicated Testing/Inspection Stamp" is deemed to be invalid. Copying or excerpting portion of, or altering the content of the report is not permitted without the written authorization of AGC. The test results presented in the report apply only to the tested sample. Any objections to report issued by AGC should be submitted to AGC within 15days after the issuance of the test report. Further enquiry of validity or verification of the test report should be addressed to AGC by agc01@agccert.com.

Radiated Emission 30MHz-1GHz Test Result

Test Mode Mode 1

Polarity:

Vertical



| No. | Mk. | Freq. MHz | Reading Level dBuV | Correct Factor dB | Measure- ment dBuV/m | Limit dBuV/m | Over dB | Detector |
|-----|-----|--------------|--------------------------|-------------------------|----------------------------|-----------------|------------|----------|
| 1 | | 46.1779 | 8.28 | 16.96 | 25.24 | 40.00 | -14.76 | peak |
| 2 | | 88.9639 | 9.55 | 15.69 | 25.24 | 43.50 | -18.26 | peak |
| 3 | | 174.4241 | 7.17 | 18.42 | 25.59 | 43.50 | -17.91 | peak |
| 4 | | 443.2943 | 6.61 | 25.95 | 32.56 | 46.00 | -13.44 | peak |
| 5 | * | 948.7610 | 6.98 | 30.65 | 37.63 | 46.00 | -8.37 | peak |

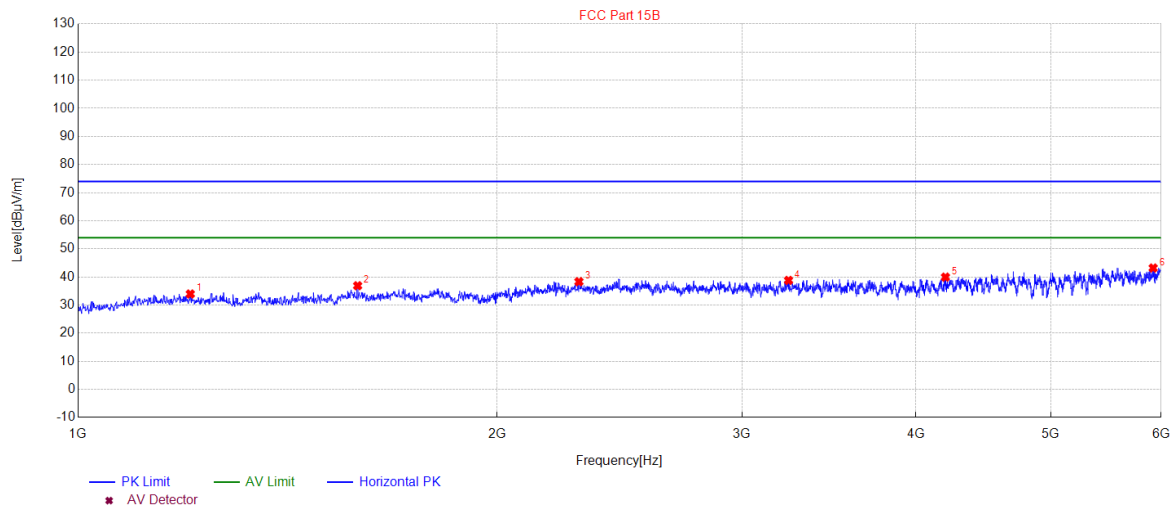
RESULT: PASS

Any report having not been signed by authorized approver, or having been altered without authorization, or having not been stamped by the "Dedicated Testing/Inspection Stamp" is deemed to be invalid. Copying or excerpting portion of, or altering the content of the report is not permitted without the written authorization of AGC. The test results presented in the report apply only to the tested sample. Any objections to report issued by AGC should be submitted to AGC within 15days after the issuance of the test report. Further enquiry of validity or verification of the test report should be addressed to AGC by agc01@agccert.com.

Attestation of Global Compliance(Shenzhen)Co., Ltd
Attestation of Global Compliance(Shenzhen)Std & Tech Co., Ltd
Tel: +86-755 2523 4088 E-mail: agc@agccert.com Web: <http://www.agccert.com/>

Radiated Emission Above1GHz Test Result

| | | | |
|-----------|--------|-----------|------------|
| Test Mode | Mode 1 | Polarity: | Horizontal |
|-----------|--------|-----------|------------|



Final Data List_Peak

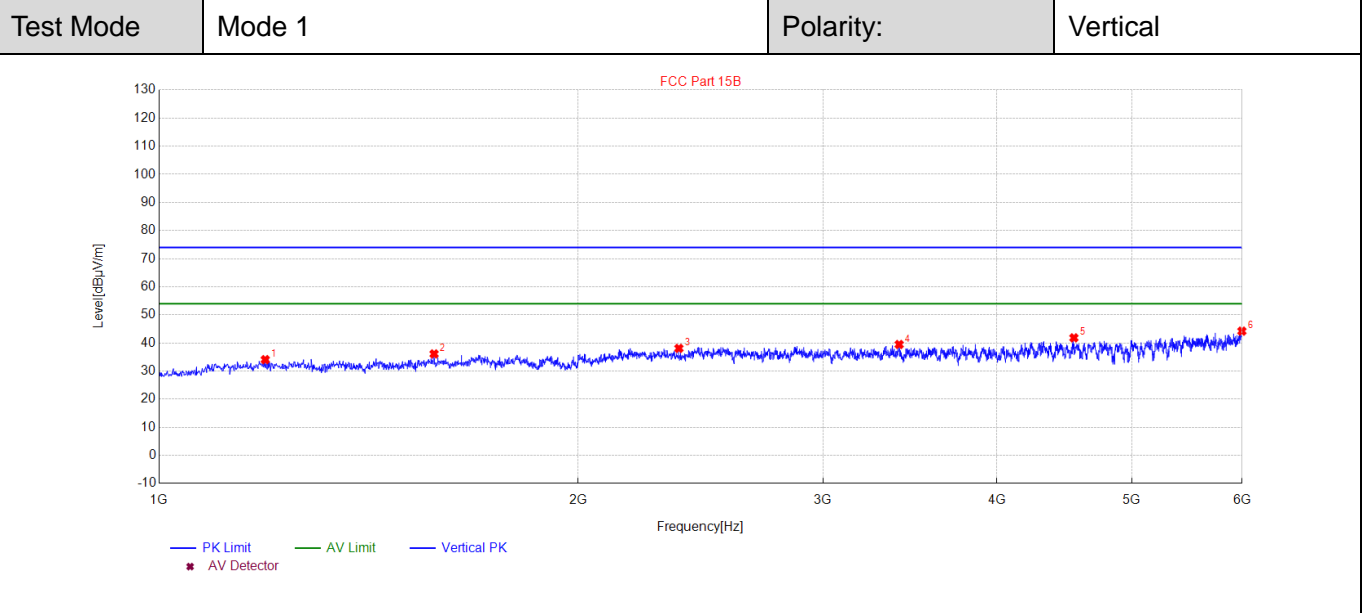
| NO. | Freq. [MHz] | Level [dBμV/m] | Factor [dB] | Limit [dBμV/m] | Margin [dB] | Height [cm] | Angle [°] | Polarity |
|-----|-------------|----------------|-------------|----------------|-------------|-------------|-----------|------------|
| 1 | 1204.0408 | 33.95 | -18.01 | 74.00 | 40.05 | 100 | 140 | Horizontal |
| 2 | 1588.1176 | 36.89 | -16.81 | 74.00 | 37.11 | 100 | 20 | Horizontal |
| 3 | 2290.2581 | 38.32 | -12.71 | 74.00 | 35.68 | 100 | 150 | Horizontal |
| 4 | 3239.4479 | 38.79 | -11.33 | 74.00 | 35.21 | 100 | 360 | Horizontal |
| 5 | 4199.6399 | 39.94 | -9.14 | 74.00 | 34.06 | 100 | 90 | Horizontal |
| 6 | 5921.9844 | 43.19 | -5.63 | 74.00 | 30.81 | 100 | 310 | Horizontal |

RESULT: PASS

Any report having not been signed by authorized approver, or having been altered without authorization, or having not been stamped by the “Dedicated Testing/Inspection Stamp” is deemed to be invalid. Copying or excerpting portion of, or altering the content of the report is not permitted without the written authorization of AGC. The test results presented in the report apply only to the tested sample. Any objections to report issued by AGC should be submitted to AGC within 15days after the issuance of the test report. Further enquiry of validity or verification of the test report should be addressed to AGC by agc01@agccert.com.

Attestation of Global Compliance(Shenzhen)Co., Ltd
Attestation of Global Compliance(Shenzhen)Std & Tech Co., Ltd
Tel: +86-755 2523 4088 E-mail: agc@agccert.com Web: <http://www.agccert.com/>

Radiated Emission Above 1GHz Test Result



Final Data List_Peak

| NO. | Freq. [MHz] | Level [dBμV/m] | Factor [dB] | Limit [dBμV/m] | Margin [dB] | Height [cm] | Angle [°] | Polarity |
|-----|-------------|----------------|-------------|----------------|-------------|-------------|-----------|----------|
| 1 | 1192.0384 | 34.06 | -18.03 | 74.00 | 39.94 | 100 | 220 | Vertical |
| 2 | 1576.1152 | 36.10 | -16.91 | 74.00 | 37.90 | 100 | 100 | Vertical |
| 3 | 2363.2727 | 38.08 | -12.53 | 74.00 | 35.92 | 100 | 110 | Vertical |
| 4 | 3402.4805 | 39.46 | -10.90 | 74.00 | 34.54 | 100 | 30 | Vertical |
| 5 | 4542.7085 | 41.82 | -7.87 | 74.00 | 32.18 | 100 | 20 | Vertical |
| 6 | 5997.9996 | 44.21 | -5.41 | 74.00 | 29.79 | 100 | 340 | Vertical |

RESULT: PASS

Note:

- Factor=Antenna Factor + Cable loss - Amplifier gain, Margin= Limit-Measurement.
- The "Factor" value can be calculated automatically by software of measurement system.

Any report having not been signed by authorized approver, or having been altered without authorization, or having not been stamped by the "Dedicated Testing/Inspection Stamp" is deemed to be invalid. Copying or excerpting portion of, or altering the content of the report is not permitted without the written authorization of AGC. The test results presented in the report apply only to the tested sample. Any objections to report issued by AGC should be submitted to AGC within 15days after the issuance of the test report. Further enquiry of validity or verification of the test report should be addressed to AGC by agc01@agccert.com.

Attestation of Global Compliance(Shenzhen)Co., Ltd
Attestation of Global Compliance(Shenzhen)Std & Tech Co., Ltd
Tel: +86-755 2523 4088 E-mail: agc@agccert.com Web: <http://www.agccert.com/>

6. CONDUCTED EMISSION MEASUREMENTS

6.1 PROVISIONS APPLICABLE

FCC CFR Title 47 Part 15 Subpart B Section 15.107:

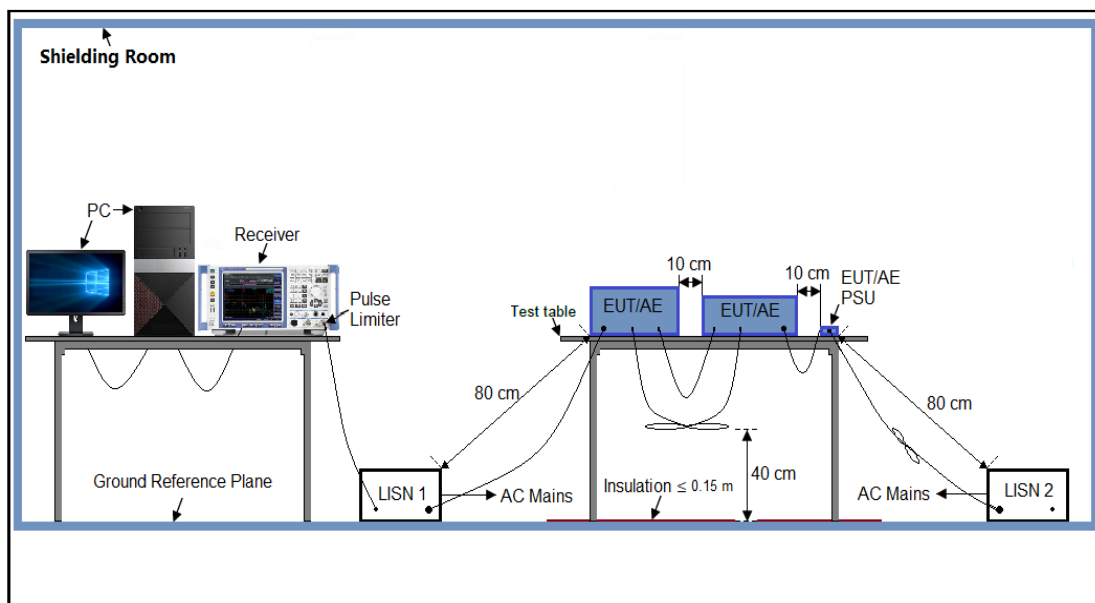
For Class B Limits:

| Frequency | Maximum RF Line Voltage | |
|---------------|-------------------------|----------------|
| | Q.P. (dBμV) | Average (dBμV) |
| 150kHz~500kHz | 66-56 | 56-46 |
| 500kHz~5MHz | 56 | 46 |
| 5MHz~30MHz | 60 | 50 |

For Class A Limits:

| Frequency | Maximum RF Line Voltage | |
|---------------|-------------------------|----------------|
| | Q.P. (dBμV) | Average (dBμV) |
| 150kHz~500kHz | 79 | 66 |
| 500kHz~30MHz | 73 | 60 |

6.2 MEASUREMENT SETUP



Any report having not been signed by authorized approver, or having been altered without authorization, or having not been stamped by the "Dedicated Testing/Inspection Stamp" is deemed to be invalid. Copying or excerpting portion of, or altering the content of the report is not permitted without the written authorization of AGC. The test results presented in the report apply only to the tested sample. Any objections to report issued by AGC should be submitted to AGC within 15days after the issuance of the test report. Further enquiry of validity or verification of the test report should be addressed to AGC by agc01@agccert.com.

Attestation of Global Compliance(Shenzhen)Co., Ltd
Attestation of Global Compliance(Shenzhen)Std & Tech Co., Ltd
Tel: +86-755 2523 4088 E-mail: agc@agccert.com Web: <http://www.agccert.com/>

6.3 MEASUREMENT PROCEDURE

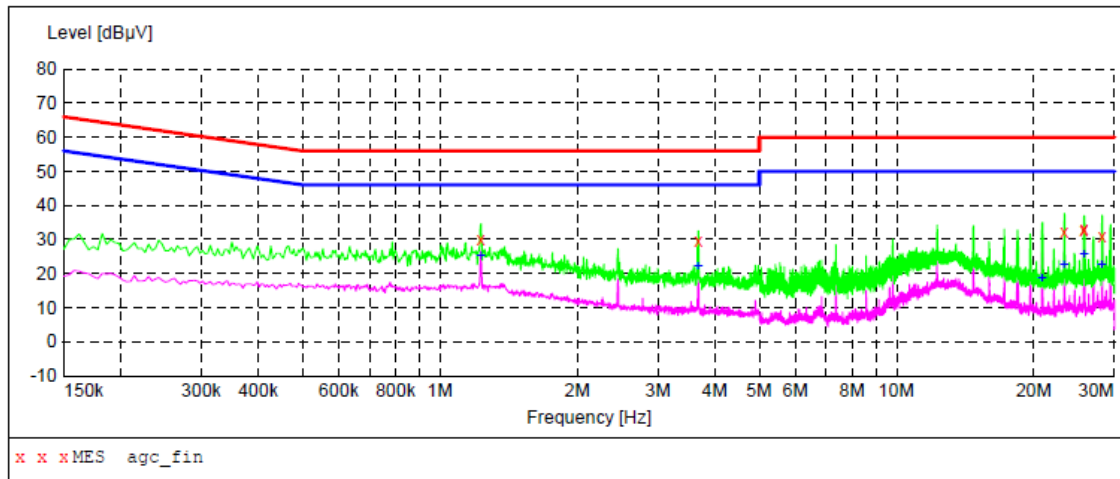
1. The equipment was set up as per the test configuration to simulate typical actual usage per the user's manual. When the EUT is a tabletop system, a wooden table with a height of 0.8 meters is used and is placed on the ground plane as per ANSI C63.4 (see Test Facility for the dimensions of the ground plane used). When the EUT is a floor-standing equipment, it is placed on the ground plane which has a 3-12 mm non-conductive covering to insulate the EUT from the ground plane.
2. Support equipment, if needed, was placed as per ANSI C63.4.
3. All I/O cables were positioned to simulate typical actual usage as per ANSI C63.4.
4. The EUT received AC 120V/60Hz power through a Line Impedance Stabilization Network (LISN) which supplied power source and was grounded to the ground plane.
5. All support equipments received AC power from a second LISN, if any.
6. The EUT test program was started. Emissions were measured on each current carrying line of the EUT using a spectrum Analyzer / Receiver connected to the LISN powering the EUT. The LISN has two monitoring points: Line 1 (Hot Side) and Line 2 (Neutral Side). Two scans were taken: one with Line 1 connected to Analyzer / Receiver and Line 2 connected to a 50 ohm load; the second scan had Line 1 connected to a 50 ohm load and Line 2 connected to the Analyzer / Receiver.
7. Analyzer / Receiver scanned from 150 KHz to 30MHz for emissions in each of the test modes.
8. During the above scans, the emissions were maximized by cable manipulation.
9. The test data of the worst case condition (Mode 1) was reported on the following Data page.

Any report having not been signed by authorized approver, or having been altered without authorization, or having not been stamped by the "Dedicated Testing/Inspection Stamp" is deemed to be invalid. Copying or excerpting portion of, or altering the content of the report is not permitted without the written authorization of AGC. The test results presented in the report apply only to the tested sample. Any objections to report issued by AGC should be submitted to AGC within 15days after the issuance of the test report. Further enquiry of validity or verification of the test report should be addressed to AGC by agc01@agccert.com.

6.4 MEASUREMENT RESULT

AC POWER LINE CONDUCTED EMISSION TEST

| Test Mode | Mode 1 | LISN line | Hot Side |
|-----------|--------|-----------|----------|
|-----------|--------|-----------|----------|

**MEASUREMENT RESULT: "agc_fin"**

2024/3/1 10:34

| Frequency MHz | Level dBμV | Transd dB | Limit dBμV | Margin dB | Detector | Line |
|------------------|---------------|--------------|---------------|--------------|----------|------|
| 1.230000 | 30.10 | 6.2 | 56 | 25.9 | QP | L1 |
| 3.678000 | 29.80 | 6.3 | 56 | 26.2 | QP | L1 |
| 23.326000 | 32.40 | 7.7 | 60 | 27.6 | QP | L1 |
| 25.726000 | 32.50 | 8.0 | 60 | 27.5 | QP | L1 |
| 25.770000 | 33.00 | 8.0 | 60 | 27.0 | QP | L1 |
| 28.182000 | 30.80 | 8.2 | 60 | 29.2 | QP | L1 |

MEASUREMENT RESULT: "agc_fin2"

2024/3/1 10:34

| Frequency MHz | Level dBμV | Transd dB | Limit dBμV | Margin dB | Detector | Line |
|------------------|---------------|--------------|---------------|--------------|----------|------|
| 1.230000 | 25.30 | 6.2 | 46 | 20.7 | AV | L1 |
| 3.678000 | 22.00 | 6.3 | 46 | 24.0 | AV | L1 |
| 20.842000 | 18.50 | 7.2 | 50 | 31.5 | AV | L1 |
| 23.294000 | 22.40 | 7.7 | 50 | 27.6 | AV | L1 |
| 25.778000 | 25.60 | 8.0 | 50 | 24.4 | AV | L1 |
| 28.206000 | 22.80 | 8.2 | 50 | 27.2 | AV | L1 |

RESULT: PASS

This report is signed by authorized approver, or having been altered without authorization, or having not been stamped by the "Dedicated Testing/Inspection Stamp" is deemed to be invalid. Copying or excerpting portion of, or altering the content of the report is not permitted without the written authorization of AGC. The test results presented in the report apply only to the tested sample. Any objections to report issued by AGC should be submitted to AGC within 15days after the issuance of the test report. Further enquiry of validity or verification of the test report should be addressed to AGC by agc01@agccert.com.

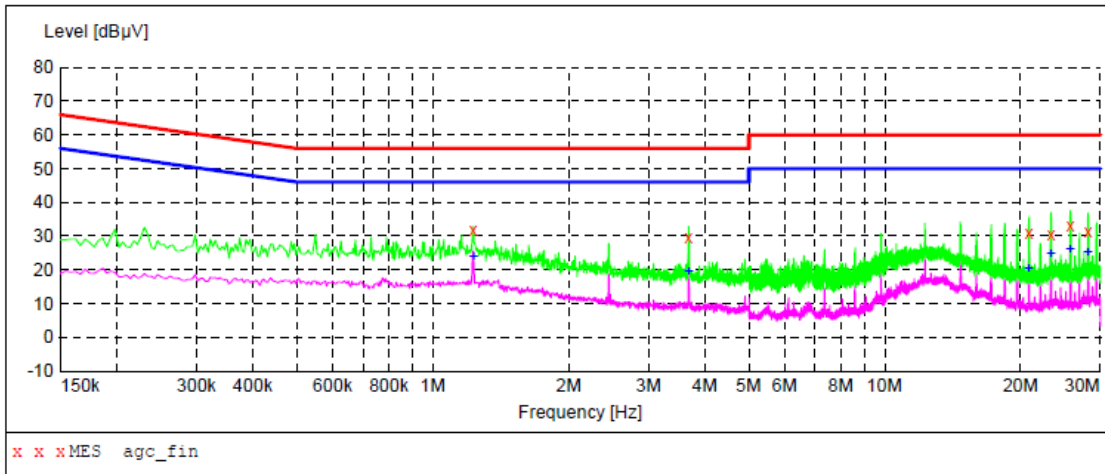
Attestation of Global Compliance(Shenzhen)Co., Ltd

Attestation of Global Compliance(Shenzhen)Std & Tech Co., Ltd

Tel: +86-755 2523 4088 E-mail: agc@agccert.com Web: http://www.agccert.com/

AC POWER LINE CONDUCTED EMISSION TEST

| | | | |
|-----------|--------|-----------|--------------|
| Test Mode | Mode 1 | LISN line | Neutral Side |
|-----------|--------|-----------|--------------|

**MEASUREMENT RESULT: "agc_fin"**

2024/3/1 10:29

| Frequency MHz | Level dBμV | Transd dB | Limit dBμV | Margin dB | Detector | Line |
|------------------|---------------|--------------|---------------|--------------|----------|------|
| 1.230000 | 32.00 | 6.2 | 56 | 24.0 | QP | N |
| 3.682000 | 29.60 | 6.3 | 56 | 26.4 | QP | N |
| 20.882000 | 30.90 | 7.3 | 60 | 29.1 | QP | N |
| 23.370000 | 30.40 | 7.7 | 60 | 29.6 | QP | N |
| 25.754000 | 33.00 | 8.0 | 60 | 27.0 | QP | N |
| 28.194000 | 31.50 | 8.2 | 60 | 28.5 | QP | N |

MEASUREMENT RESULT: "agc_fin2"

2024/3/1 10:29

| Frequency MHz | Level dBμV | Transd dB | Limit dBμV | Margin dB | Detector | Line |
|------------------|---------------|--------------|---------------|--------------|----------|------|
| 1.230000 | 23.80 | 6.2 | 46 | 22.2 | AV | N |
| 3.682000 | 19.60 | 6.3 | 46 | 26.4 | AV | N |
| 20.870000 | 20.50 | 7.3 | 50 | 29.5 | AV | N |
| 23.322000 | 24.60 | 7.7 | 50 | 25.4 | AV | N |
| 25.762000 | 25.90 | 8.0 | 50 | 24.1 | AV | N |
| 28.194000 | 25.40 | 8.2 | 50 | 24.6 | AV | N |

RESULT: PASS

Any report having not been signed by authorized approver, or having been altered without authorization, or having not been stamped by the "Dedicated Testing/Inspection Stamp" is deemed to be invalid. Copying or excerpting portion of, or altering the content of the report is not permitted without the written authorization of AGC. The test results presented in the report apply only to the tested sample. Any objections to report issued by AGC should be submitted to AGC within 15days after the issuance of the test report. Further enquiry of validity or verification of the test report should be addressed to AGC by agc01@agccert.com.

Attestation of Global Compliance(Shenzhen)Co., Ltd

Attestation of Global Compliance(Shenzhen)Std & Tech Co., Ltd

Tel: +86-755 2523 4088 E-mail: agc@agccert.com Web: <http://www.agccert.com/>

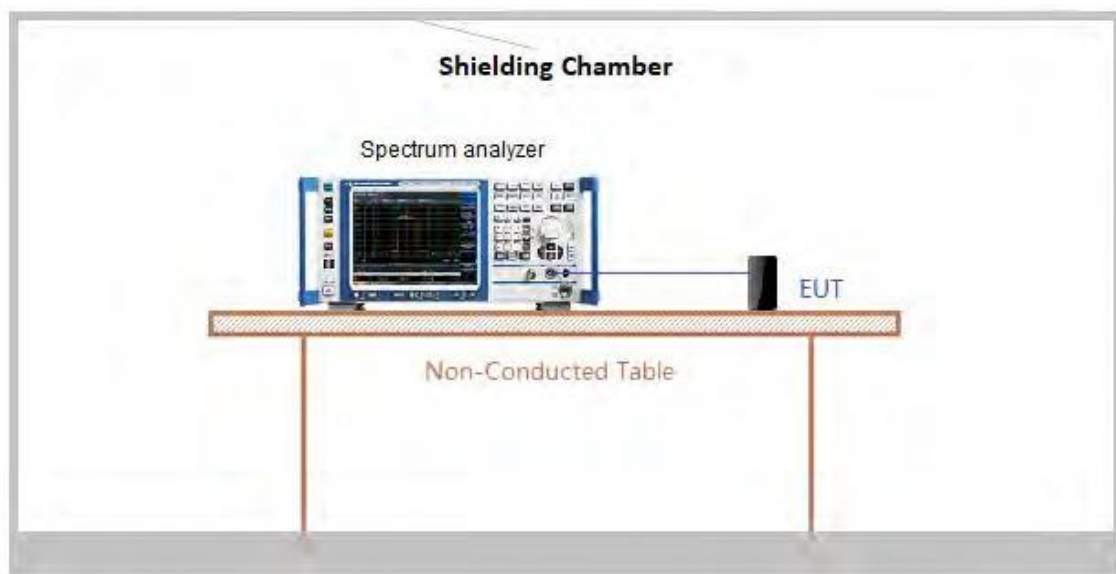
7. ANTENNA CONDUCTED POWER FOR RECEIVERS

7.1 PROVISIONS APPLICABLE

The antenna conducted power of the receiver as defined in §15.111 shall not exceed the values given in the following tables

| Frequency Range | 9 KHz to 2GHz |
|-----------------|-------------------|
| Limit | 2.0 nW (-57 dBm) |

7.2 MEASUREMENT SETUP



7.3 MEASUREMENT PROCEDURE

1. The receiver antenna terminal connected to a spectrum analyzer.
2. Receiver set as follow:

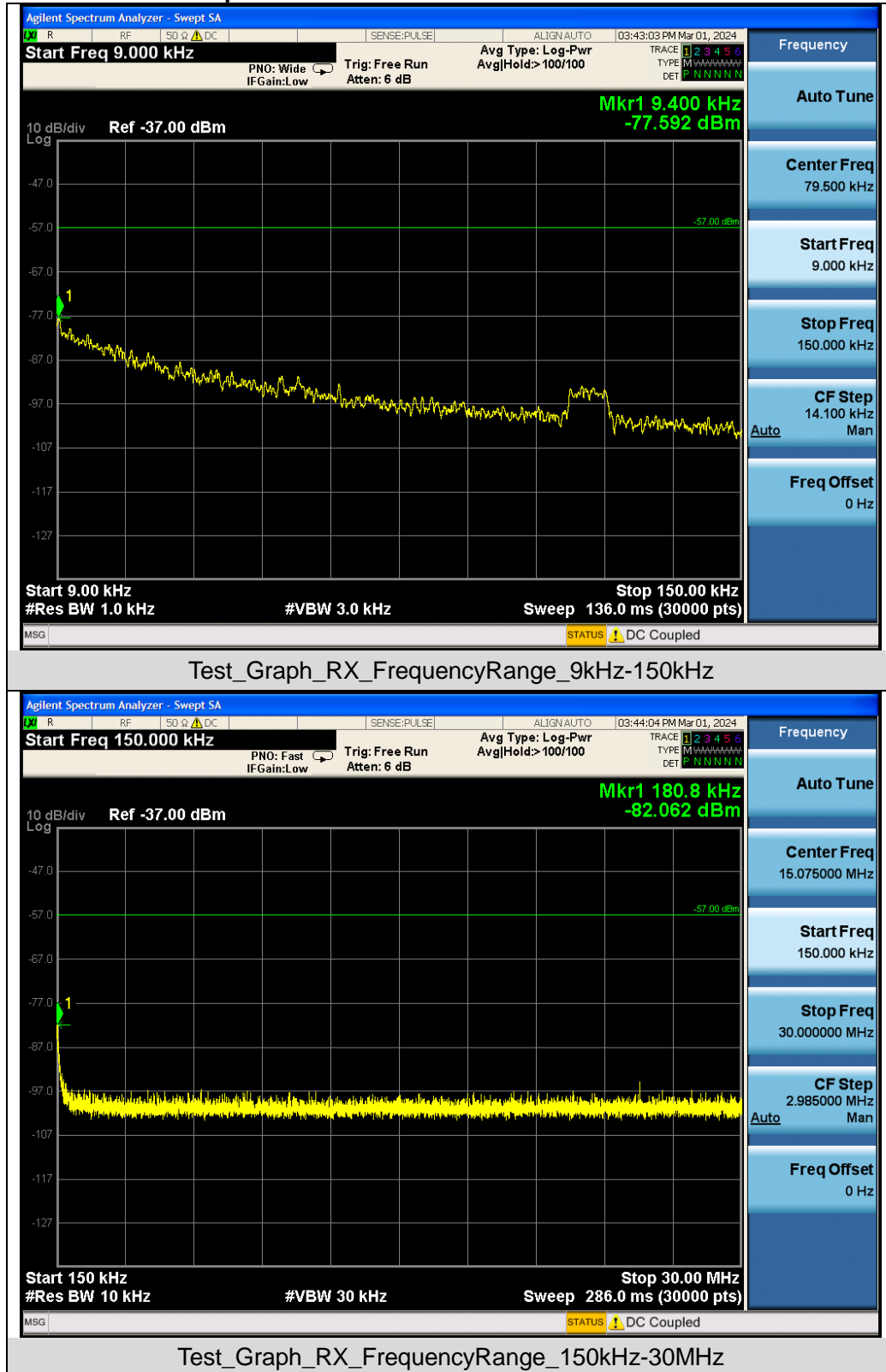
| Frequency range | RBW (kHz) | VBW (kHz) |
|---------------------|-----------|-----------|
| 9 kHz ~ 150 kHz | 1 | 3 |
| 150 kHz ~ 30 MHz | 10 | 30 |
| 30 MHz ~ 1000 MHz | 100 | 300 |
| 1000 MHz ~ 3000 MHz | 1000 | 3000 |

3. The test data of the worst case condition (mode 1) was reported on the following Data page.

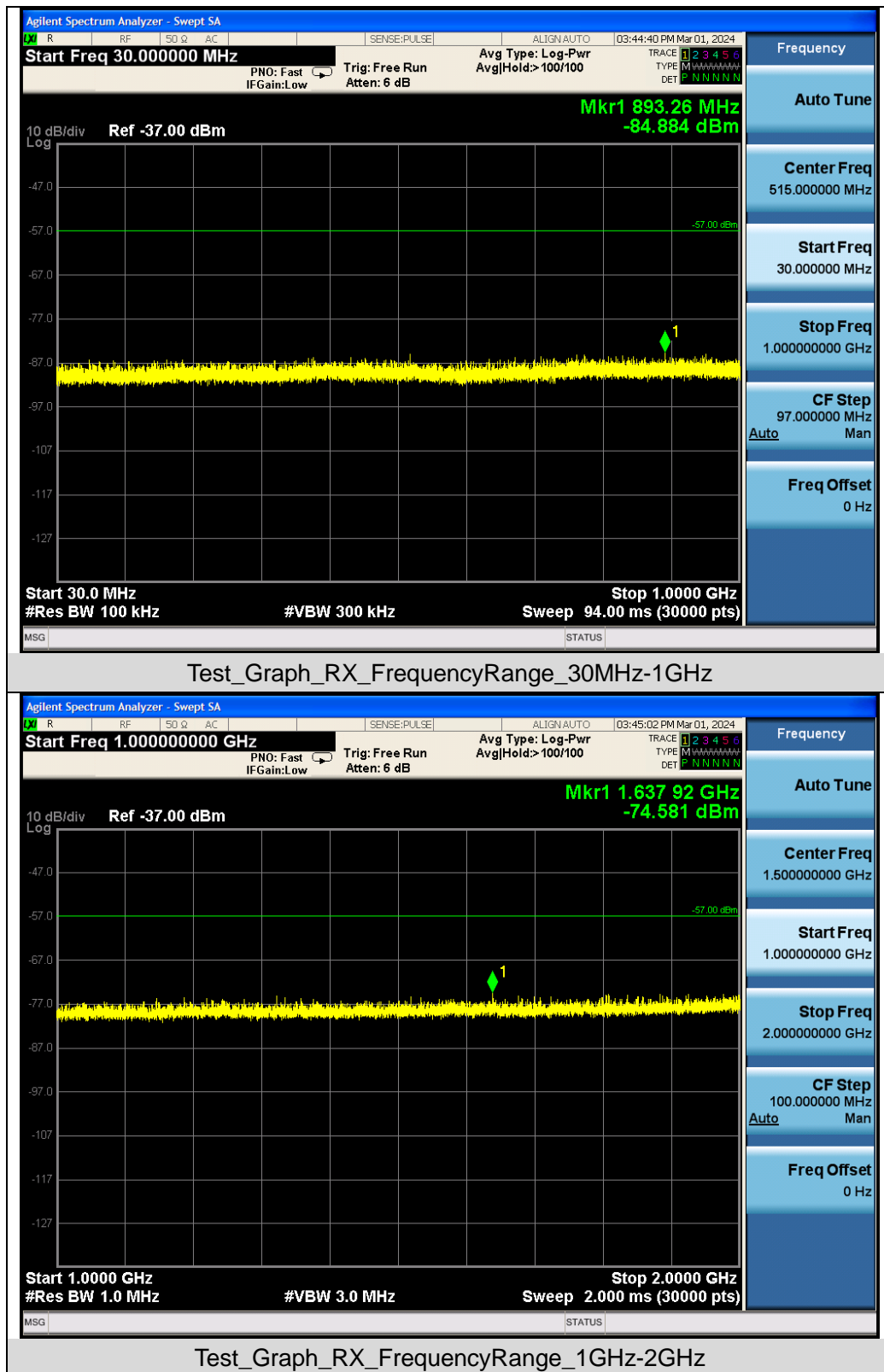
Any report having not been signed by authorized approver, or having been altered without authorization, or having not been stamped by the "Dedicated Testing/Inspection Stamp" is deemed to be invalid. Copying or excerpting portion of, or altering the content of the report is not permitted without the written authorization of AGC. The test results presented in the report apply only to the tested sample. Any objections to report issued by AGC should be submitted to AGC within 15days after the issuance of the test report. Further enquiry of validity or verification of the test report should be addressed to AGC by agc01@agccert.com.

7.4 MEASUREMENT RESULT

Test Graphs of Antenna Conducted Power For Receivers



Any report having not been signed by authorized approver, or having been altered without authorization, or having not been stamped by the "Dedicated Testing/Inspection Stamp" is deemed to be invalid. Copying or excerpting portion of, or altering the content of the report is not permitted without the written authorization of AGC. The test results presented in the report apply only to the tested sample. Any objections to report issued by AGC should be submitted to AGC within 15days after the issuance of the test report. Further enquiry of validity or verification of the test report should be addressed to AGC by agc01@agccert.com.



RESULT: PASS


Any report having not been signed by authorized approver, or having been altered without authorization, or having not been stamped by the "Dedicated Testing/Inspection Stamp" is deemed to be invalid. Copying or excerpting portion of, or altering the content of the report is not permitted without the written authorization of AGC. The test results presented in the report apply only to the tested sample. Any objections to report issued by AGC should be submitted to AGC within 15days after the issuance of the test report. Further enquiry of validity or verification of the test report should be addressed to AGC by agc01@agccert.com.

8. SCANNING RECEIVERS AND FREQUENCY CONVERTERS USED WITH SCANNING RECEIVERS

8.1 PROVISIONS APPLICABLE

Except as provided in paragraph (c) of this section, scanning receivers shall reject any signals from the Cellular Radiotelephone Service frequency bands that are 38 dB or lower based upon a 12 dB SINAD measurement, which is considered the threshold where a signal can be clearly discerned from any interference that may be present.

8.2 MEASUREMENT SETUP



8.3 MEASUREMENT PROCEDURE

- 1) Connected the EUT as shown in the above block diagram.
- 2) Apply a RF signal to the receiver input port at lowest, middle and highest channel frequencies of receiver operation band.
- 3) Adjust the audio output level of the receiver to it's rated value with the distortion less than 10%.
- 4) Adjust the RF Signal Generator Output Power to produce 12 dB SINAD without the audio output power dropping by more than 3 dB. This output level of the RF SG at each channel frequency is the sensitivity of the receiver.
- 5) Select the lowest or worse-case sensitivity level for all of the bands as the reference sensitivity.
- 6) Adjust the RF Signal Generator output to a level of +60 dB above the reference sensitivity obtained in step 5) and its frequency to the frequency points in the cellular band.
- 7) Set the Receiver squelch to threshold, the signal required to open the squelch must be lower than the reference sensitivity level.
- 8) Set the receiver in a scanning mode and allow it to scan through it's complete receiving range.
- 9) If the receiver unsquelched or stopped on any frequency, receiving at this frequency, then adjust the signal generator output level until 12 dB SINAD is produced, this level is the spurious value and the difference between the reference sensitivity and the spurious value is the rejection ratio and must be at least 38dB.
- 10) Repeat above procedure at the frequencies 824.5, 836.0, and 848.5 MHz for the mobile band, and 869.1, 881.5, and 893.5MHz for the cellular base band.

Any report having not been signed by authorized approver, or having been altered without authorization, or having not been stamped by the "Dedicated Testing/Inspection Stamp" is deemed to be invalid. Copying or excerpting portion of, or altering the content of the report is not permitted without the written authorization of AGC. The test results presented in the report apply only to the tested sample. Any objections to report issued by AGC should be submitted to AGC within 15days after the issuance of the test report. Further enquiry of validity or verification of the test report should be addressed to AGC by agc01@agccert.com.

8.4 MEASUREMENT RESULT

| Scanning Frequency Band (MHz) | Test Frequency of Cellular Band (MHz) | Spurious Value of Cellular Frequency (dBm) | Reference Sensitivity (dBm) | Measurement Result (dB) | Limit (dB) |
|-------------------------------|---------------------------------------|--|-----------------------------|-------------------------|------------|
| 108-136 | 824.5/836.0/848.5 | >-44 | -107 | <-63 | <-38 |
| 108-136 | 869.1/881.5/893.5 | >-44 | -107 | <-63 | <-38 |
| 136-174 | 824.5/836.0/848.5 | >-47 | -107 | <-60 | <-38 |
| 136-174 | 869.1/881.5/893.5 | >-47 | -107 | <-60 | <-38 |
| 400-480 | 824.5/836.0/848.5 | >-46 | -107 | <-61 | <-38 |
| 400-480 | 869.1/881.5/893.5 | >-46 | -107 | <-61 | <-38 |

Any report having not been signed by authorized approver, or having been altered without authorization, or having not been stamped by the "Dedicated Testing/Inspection Stamp" is deemed to be invalid. Copying or excerpting portion of, or altering the content of the report is not permitted without the written authorization of AGC. The test results presented in the report apply only to the tested sample. Any objections to report issued by AGC should be submitted to AGC within 15days after the issuance of the test report. Further enquiry of validity or verification of the test report should be addressed to AGC by agc01@agccert.com.

APPENDIX I: PHOTOGRAPHS OF TEST SETUP

Refer to the Report No.: AGC13372240202AP01

APPENDIX II: PHOTOGRAPHS OF TEST EUT

Refer to the Report No.: AGC13372240202AP02

-----END OF REPORT-----

Any report having not been signed by authorized approver, or having been altered without authorization, or having not been stamped by the "Dedicated Testing/Inspection Stamp" is deemed to be invalid. Copying or excerpting portion of, or altering the content of the report is not permitted without the written authorization of AGC. The test results presented in the report apply only to the tested sample. Any objections to report issued by AGC should be submitted to AGC within 15days after the issuance of the test report. Further enquiry of validity or verification of the test report should be addressed to AGC by agc01@agccert.com.

Attestation of Global Compliance(Shenzhen)Co., Ltd

Attestation of Global Compliance(Shenzhen)Std & Tech Co., Ltd

Tel: +86-755 2523 4088 E-mail: agc@agccert.com Web: <http://www.agccert.com/>



Conditions of Issuance of Test Reports

1. All samples and goods are accepted by the Attestation of Global Compliance (Shenzhen) Co., Ltd (the “Company”) solely for testing and reporting in accordance with the following terms and conditions. The company provides its services on the basis that such terms and conditions constitute express agreement between the company and any person, firm or company requesting its services (the “Clients”).
2. Any report issued by Company as a result of this application for testing services (the “Report”) shall be issued in confidence to the Clients and the Report will be strictly treated as such by the Company. It may not be reproduced either in its entirety or in part and it may not be used for advertising or other unauthorized purposes without the written consent of the Company. The Clients to whom the Report is issued may, however, show or send it, or a certified copy thereof prepared by the Company to its customer, supplier or other persons directly concerned. The Company will not, without the consent of the Clients, enter into any discussion or correspondence with any third party concerning the contents of the Report, unless required by the relevant governmental authorities, laws or court orders.
3. The Company shall not be called or be liable to be called to give evidence or testimony on the Report in a court of law without its prior written consent, unless required by the relevant governmental authorities, laws or court orders.
4. In the event of the improper use of the report as determined by the Company, the Company reserves the right to withdraw it, and to adopt any other additional remedies which may be appropriate.
5. Samples submitted for testing are accepted on the understanding that the Report issued cannot form the basis of, or be the instrument for, any legal action against the Company.
6. The Company will not be liable for or accept responsibility for any loss or damage however arising from the use of information contained in any of its Reports or in any communication whatsoever about its said tests or investigations.
7. Clients wishing to use the Report in court proceedings or arbitration shall inform the Company to that effect prior to submitting the sample for testing.
8. The Company is not responsible for recalling the electronic version of the original report when any revision is made to them. The Client assumes the responsibility to providing the revised version to any interested party who uses them.
9. Subject to the variable length of retention time for test data and report stored hereinto as otherwise specifically required by individual accreditation authorities, the Company will only keep the supporting test data and information of the test report for a period of six years. The data and information will be disposed of after the aforementioned retention period has elapsed. Under no circumstances shall we provide any data and information which has been disposed of after retention period. Under no circumstances shall we be liable for damage of any kind, including (but not limited to) compensatory damages, lost profits, lost data, or any form of special, incidental, indirect, consequential or punitive damages of any kind, whether based on breach of contract of warranty, tort (including negligence), product liability or otherwise, even if we are informed in advance of the possibility of such damages.

Any report having not been signed by authorized approver, or having been altered without authorization, or having not been stamped by the “Dedicated Testing/Inspection Stamp” is deemed to be invalid. Copying or excerpting portion of, or altering the content of the report is not permitted without the written authorization of AGC. The test results presented in the report apply only to the tested sample. Any objections to report issued by AGC should be submitted to AGC within 15 days after the issuance of the test report. Further enquiry of validity or verification of the test report should be addressed to AGC by agc01@agccert.com.

Attestation of Global Compliance(Shenzhen)Co., Ltd

Attestation of Global Compliance(Shenzhen)Std & Tech Co., Ltd

Tel: +86-755 2523 4088 E-mail: agc@agccert.com Web: <http://www.agccert.com/>