

THRUlab & Engineering.

RM302,BOKJO,29-15 , CHONGPA3-DONG

YONGSAN-GU, SEOUL, KOREA

81221095059F81221095056 email thrukang@kornet.net



Test Report

Product Name: 26.96-27.28 MHz Wireless R/C Toy - TX

FCC ID: BY32074-27SH

Applicant:

SCIENTIFIC TOYS, LTD.

Rm. 1108, 11/F., Block B

New Mandarin Plaza

14 Science Museum Road TST, Kowloon

Hong Kong

Date Receipt: Aplil/26/2005

Date Tested: May/20/2005

APPLICANT: SCIENTIFIC TOYS, LTD.

FCC ID: BY32074-27SH

REPORT #: THRU-505019

COVER SHEET

THRULab & Engineering.

RM302,BOKJO,29-15 , CHONGPA3-DONG

YONGSAN-GU, SEOUL, KOREA

81221095059F81221095056 email thrukang@kornet.net

TABLE OF CONTENTS LIST

APPLICANT: SCIENTIFIC TOYS, LTD.

FCC ID: BY32074-27SH

TEST REPORT CONTAINING:

PAGE 1.....TEST EQUIPMENT LIST
PAGE 2.....TEST PROCEDURE
PAGE 3.....RADIATION INTERFERENCE TEST DATA
PAGE 4-5.....Duty cycle Plot
PAGE 6-8.....RADIATION INTERFERENCE TEST DATA
PAGE 9.....OCCUPIED BANDWIDTH
PAGE 10-11.....OCCUPIED BANDWIDTH PLOT

EXHIBITS CONTAINING:

EXHIBIT 1.....BLOCK DIAGRAM
EXHIBIT 2.....SCHEMATIC
EXHIBIT 3.....INSTRUCTION MANUAL
EXHIBIT 4.....SAMPLE OF FCC ID LABEL
EXHIBIT 5.....LOCATION OF FCC ID LABEL
EXHIBIT 6.....EXTERNAL PHOTO - FRONT SIDE
EXHIBIT 7.....EXTERNAL PHOTO - BACK SIDE
EXHIBIT 8.....INTERNAL PHOTO - COMPONENT SIDE
EXHIBIT 9.....INTERNAL PHOTO - COPPER SIDE
EXHIBIT 10.....CIRCUIT DESCRIPTION
EXHIBIT 11.....TEST SET UP PHOTO

APPLICANT: SCIENTIFIC TOYS, LTD.

FCC ID: BY32074-27SH

REPORT #: THRU-505019

TABLE OF CONTENTS

THRULab & Engineering.

RM302,BOKJO,29-15 , CHONGPA3-DONG

YONGSAN-GU, SEOUL, KOREA

81221095059F81221095056 email thrukang@kornet.net

Test Equipment List

| DEVICE | MODEL | MFGR | SERNO | DUE.CAL |
|----------------------|--------------|-----------------|----------------|--------------|
| EMI Test Receiver | ESVS 10 | Rohde & Schwarz | 830489/001 | 2006.04.23. |
| Spectrum Analyzer | 8566B | Hewlett Packard | 2311A02394 | 2006.04.23 |
| Spectrum Display | 85662A | Hewlett Packard | 2542A12429 | 2006.04.23. |
| Quasi-Peak Adapter | 85650A | Hewlett Packard | 2521A00887 | 2006.04.23. |
| RF Preselector | 85685A | Hewlett Packard | 2648A00504 | 2006.04.23 |
| Pre-Amplifier | 8449B | Hewlett Packard | 3008A00375 | 2006.04.23. |
| Pre-Amplifier | 8447F | Hewlett Packard | 3113A05367 | 2006.04.23. |
| Spectrum Monitor | EZM | Rohde & Schwarz | 862304/007 | 2006.04.23. |
| Bico-Antenna | 94455-1 | Eaton | 977 | 2007.04.01. |
| Log-Periodic Antenna | 3146 | EMCO | 2051 | 2007.04.01. |
| Dipole Antenna | TDA25/1/2 | Electro Metrics | 176/200/200 | 2007.04.01. |
| Horn Antenna | SAS-571 | A.H Systems | 414 | 2007.04.01. |
| Spectrum Analyzer | R3261C | Advantest | 71720189 | 2006.04.23 |
| LISN | KNW-242 | Kyoritsu | 8-923-2 | 2007.04.25. |
| LISN | 8012-50-R-24 | Solar | 8379121 | 2007.04.25.. |
| Loop Ant | 6507 | EMCO | 1435 | 2005.10.06. |
| Signal Generator | SMS | Rohde & Schwarz | 872165/100 | 2006.04.23. |
| Modulation Analyzer | 8901B | Hewlett Packard | 3438A05094 | 2006.04.23. |
| Frequency Counter | CMC251 | Tektronic | CMC-251TW52489 | 2006.04.23. |

APPLICANT: SCIENTIFIC TOYS, LTD.

FCC ID: BY32074-27SH

REPORT #: THRU-505019

THRULab & Engineering.

RM302,BOKJO,29-15 , CHONGPA3-DONG

YONGSAN-GU, SEOUL, KOREA

81221095059F81221095056 email thrukang@kornet.net

TEST PROCEDURE

GENERAL: This report shall NOT be reproduced except in full without the written approval of Thrulab & Engineering.

RADIATION INTERFERENCE: The test procedure used was ANSI STANDARD C63.4-1992 using a HEWLETT PACKARD spectrum analyzer with a preselector. The bandwidth of the spectrum analyzer was 100 kHz with an appropriate sweep speed. The analyzer was calibrated in dB above a microvolt at the output of the antenna. The resolution bandwidth was 100 kHz and the video bandwidth was 300 kHz. The ambient temperature of the UUT was 19°C with a humidity of 42%.

FORMULA OF CONVERSION FACTORS: The Field Strength at 3m was established by adding the meter reading of the spectrum analyzer (which is set to read in units of dBuV) to the antenna correction factor supplied by the antenna manufacturer. The antenna correction factors are stated in terms of dB. The gain of the Preselector was accounted for in the Spectrum Analyzer Meter Reading.

Example:

Freq (MHz) METER READING + ACF = FS

33 20 dBuV + 10.36 dB = 30.36 dBuV/m @ 3m

ANSI STANDARD C63.4-1992 10.1.7 MEASUREMENT PROCEDURES: The unit under test was placed on a table 80 cm high and with dimensions of 1m by 1.5m. The table used for **radiated measurements** is capable of continuous rotation. When an emission was found, the table was rotated to produce the maximum signal strength. At this point, the antenna was raised and lowered from 1m to 4m. The antenna was placed in both the horizontal and vertical planes.

The situation was similar for the **conducted measurement** except that the table did not rotate. The EUT was setup as described in ANSIC63.4-1992 with the EUT 40 cm from the vertical ground wall.:**Not Applicable, battery operated.**

APPLICANT: SCIENTIFIC TOYS, LTD.

FCC ID: BY32074-27SH

REPORT #: THRU-505019

THRULab & Engineering.

RM302,BOKJO,29-15 , CHONGPA3-DONG

YONGSAN-GU, SEOUL, KOREA

81221095059F81221095056 email thrukang@kornet.net

APPLICANT: SCIENTIFIC TOYS, LTD.

FCC ID: BY32074-27SH

NAME OF TEST: RADIATION INTERFERENCE

RULES PART NO.: 15.227(a)

REQUIREMENTS: CARRIER FREQUENCY SHALL NOT EXCEEDS 10,000 microvolts/meter AT 3M.

| Frequency (MHz) | Reading Receiver dBuv/m PK | Polar | Ant Height m | Antenna Factor dB | Cable Loss dB | Result dBuv PK | Duty Cycle dB | Result dBuv AV | Limit dBuv/m PK | Limit dBuv/m AV | Margin dBuv/m PK | Margin dBuv/m AV |
|-----------------|----------------------------|-------|--------------|-------------------|---------------|----------------|---------------|----------------|-----------------|-----------------|------------------|------------------|
| 27.154 | 25.0 | H | 2.2 | 15.9 | 0.9 | 41.8 | -20.45 | 21.4 | 100 | 80 | -58.2 | -58.7 |
| 27.154 | 42.8 | V | 1.58 | 15.9 | 0.9 | 59.6 | -20.45 | 39.2 | 100 | 80 | -40.4 | -40.9 |

Duty Cycle : $20\log((400\text{usec}*4+200\text{usec}*20)/59.00\text{msec})=-20.45$

SAMPLE CALCULATION: FSdBuV/m = MR (dBuV) + ACf dB.

TEST PROCEDURE: The procedure used was ANSI STANDARD C63.4-1992. The spectrum was scanned from 30 MHz to 1000 MHz. When an emission was found, the table was rotated to produce the maximum signal strength. The antenna was placed in both the horizontal and vertical planes and the worse case emissions were reported. The UUT was tested in 3 orthogonal planes.

TEST RESULTS: THE UNIT DOES MEET THE FCC REQUIREMENTS.

PERFORMED BY: S.W.Ahn

DATE: May/20/2005

APPLICANT: SCIENTIFIC TOYS, LTD.

FCC ID: BY32074-27SH

REPORT #: THRU-505019

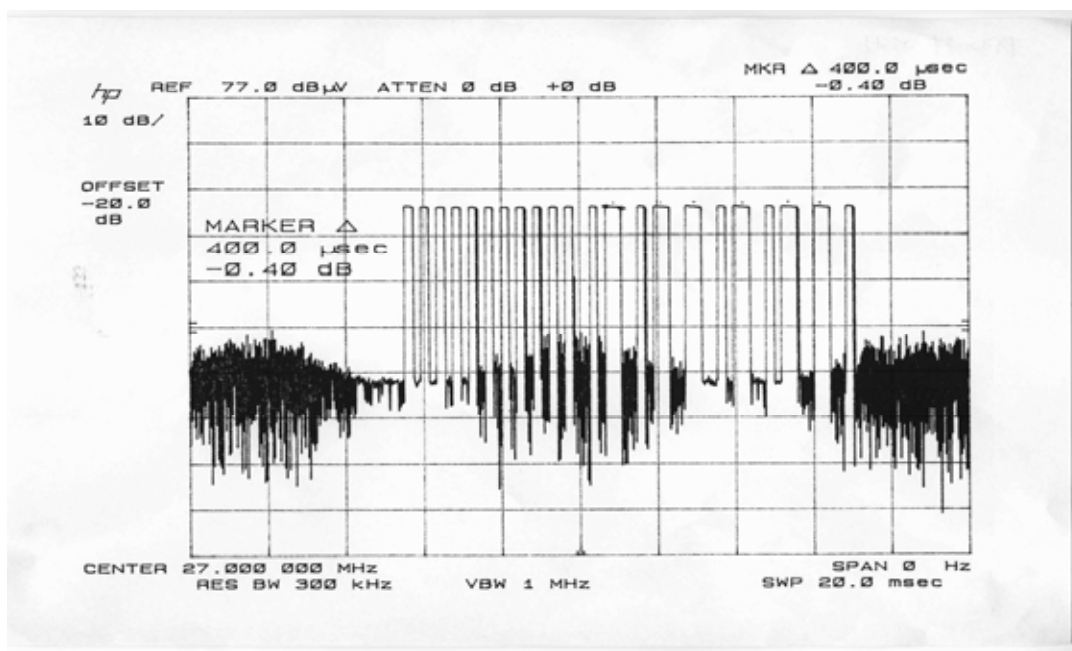
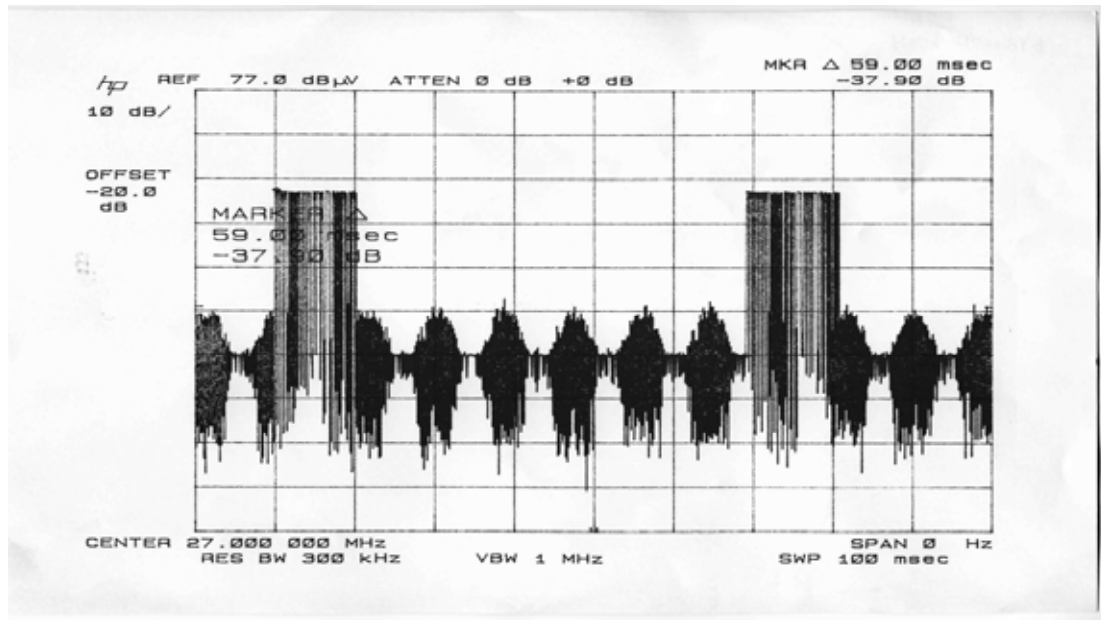
THRULab & Engineering.

RM302,BOKJO,29-15 , CHONGPA3-DONG

YONGSAN-GU, SEOUL, KOREA

81221095059F81221095056 email thrukang@kornet.net

DUTY CYCLE



APPLICANT: SCIENTIFIC TOYS, LTD.

FCC ID: BY32074-27SH

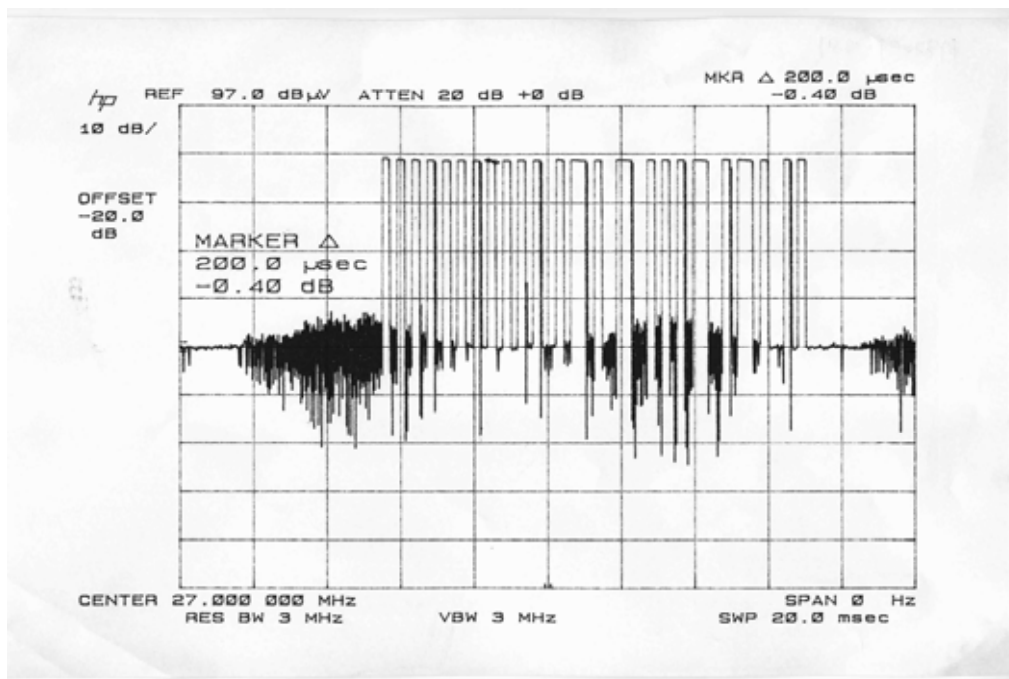
REPORT #: THRU-505019

THRULab & Engineering.

RM302,BOKJO,29-15 , CHONGPA3-DONG

YONGSAN-GU, SEOUL, KOREA

81221095059F81221095056 email thrukang@kornet.net



APPLICANT: SCIENTIFIC TOYS, LTD.

FCC ID: BY32074-27SH

REPORT #: THRU-505019

THRULab & Engineering.

RM302,BOKJO,29-15 , CHONGPA3-DONG

YONGSAN-GU, SEOUL, KOREA

81221095059F81221095056 email thrukang@kornet.net

APPLICANT: SCIENTIFIC TOYS, LTD.

FCC ID: BY32074-27SH

NAME OF TEST: RADIATION INTERFERENCE

RULES PART NO.: 15.227(b)

REQUIREMENTS: OUT-OF-BAND EMISSIONS SHALL NOT EXCEED:

| | |
|---------------|----------------------------------|
| 30 - 88 MHz | 40.0 dBuV/M MEASURED AT 3 METERS |
| 88 - 216 MHz | 43.5 dBuV/M |
| 216 - 960 MHz | 46.0 dBuV/m |
| ABOVE 960 MHz | 54.0 dBuV/m |

TEST DATA:

| No | Emission Frequency (MHz) | Meter Reading dBuV | Ant. Polaritry | Correction Factor dB | Cable Loss dB | Field Strength (dBuV/m) | Margin (dBuV) | Limit (dBuV/m) |
|----|--------------------------|--------------------|----------------|----------------------|---------------|-------------------------|---------------|----------------|
| 1 | 54.31 | 1.9 | H | 9.4 | 1.1 | 12.4 | -27.6 | 40.0 |
| 2 | 81.46 | 5.5 | H | 8.4 | 1.4 | 15.3 | -24.7 | 40.0 |
| 3 | 108.60 | 6.3 | H | 11.0 | 1.7 | 19.0 | -24.5 | 43.5 |
| 4 | 135.75 | 2.4 | H | 14.1 | 2.0 | 18.4 | -25.1 | 43.5 |
| 5 | 162.89 | 7.3 | H | 16.8 | 2.2 | 26.4 | -17.1 | 43.5 |
| 6 | 190.04 | 2.0 | H | 13.5 | 2.4 | 18.0 | -25.5 | 43.5 |
| 7 | 217.18 | 5.1 | H | 10.7 | 2.7 | 18.5 | -27.5 | 46.0 |
| 8 | 244.33 | 2.3 | H | 11.6 | 3.1 | 16.9 | -29.1 | 46.0 |
| 9 | 271.48 | 1.9 | H | 14.6 | 3.2 | 19.8 | -26.2 | 46.0 |

SAMPLE CALCULATION: FSdBuV/m = MR (dBuV) + ACFdB.

TEST PROCEDURE: The procedure used was ANSI STANDARD C63.4-1992. The spectrum was scanned from 30 MHz to 1000 MHz. When an emission was found, the table was rotated to produce the maximum signal strength. The antenna was placed in both the horizontal and vertical planes and the worse case emissions were reported. The UUT was tested in 3 orthogonal planes.

TEST RESULTS: THE UNIT DOES MEET THE FCC REQUIREMENTS.

PERFORMED BY: S.W.Ahn

DATE: May/20/2005

APPLICANT: SCIENTIFIC TOYS, LTD.

FCC ID: BY32074-27SH

REPORT #: THRU-505019

THRULab & Engineering.

RM302,BOKJO,29-15 , CHONGPA3-DONG

YONGSAN-GU, SEOUL, KOREA

81221095059F81221095056 email thrukang@kornet.net

APPLICANT: SCIENTIFIC TOYS, LTD.

FCC ID: BY32074-27SH

NAME OF TEST: RADIATION INTERFERENCE

RULES PART NO.: 15.227(b)

REQUIREMENTS: OUT-OF-BAND EMISSIONS SHALL NOT EXCEED:

| | |
|---------------|----------------------------------|
| 30 - 88 MHz | 40.0 dBuV/M MEASURED AT 3 METERS |
| 88 - 216 MHz | 43.5 dBuV/M |
| 216 - 960 MHz | 46.0 dBuV/m |
| ABOVE 960 MHz | 54.0 dBuV/m |

TEST DATA:

| No | Emission Frequency (MHz) | Meter Reading dBuV | Ant. Polaritry | Correction Factor dB | Cable Loss dB | Field Strength (dBuv/m) | Margin (dBuv) | Limit (dBuv/m) |
|----|--------------------------------|--------------------------|-------------------|----------------------------|---------------------|-------------------------------|------------------|-------------------|
| 1 | 54.31 | 7.3 | V | 9.4 | 1.1 | 17.8 | -22.2 | 40.0 |
| 2 | 81.46 | 6.8 | V | 8.4 | 1.4 | 16.6 | -23.4 | 40.0 |
| 3 | 108.60 | 4.8 | V | 11.0 | 1.7 | 17.5 | -26.0 | 43.5 |
| 4 | 135.75 | 4.7 | V | 14.1 | 2.0 | 20.7 | -22.8 | 43.5 |
| 5 | 162.89 | 12.4 | V | 16.8 | 2.2 | 31.5 | -12.0 | 43.5 |
| 6 | 190.04 | 2.0 | V | 13.5 | 2.4 | 18.0 | -25.5 | 43.5 |
| 7 | 217.18 | 11.4 | V | 10.7 | 2.7 | 24.8 | -21.2 | 46.0 |
| 8 | 244.33 | 3.4 | V | 11.6 | 3.1 | 18.0 | -28.0 | 46.0 |
| 9 | 271.48 | 9.7 | V | 14.6 | 3.2 | 27.6 | -18.4 | 46.0 |

SAMPLE CALCULATION: FSdBuV/m = MR (dBuV) + ACFdB.

TEST PROCEDURE: The procedure used was ANSI STANDARD C63.4-1992. The spectrum was scanned from 30 MHz to 1000 MHz. When an emission was found, the table was rotated to produce the maximum signal strength. The antenna was placed in both the horizontal and vertical planes and the worse case emissions were reported. The UUT was tested in 3 orthogonal planes.

TEST RESULTS: THE UNIT DOES MEET THE FCC REQUIREMENTS.

PERFORMED BY: S.W.Ahn

DATE: May/20/2005

APPLICANT: SCIENTIFIC TOYS, LTD.

FCC ID: BY32074-27SH

REPORT #: THRU-505019

THRULab & Engineering.

RM302,BOKJO,29-15 , CHONGPA3-DONG

YONGSAN-GU, SEOUL, KOREA

81221095059F81221095056 email thrukang@kornet.net

APPLICANT: SCIENTIFIC TOYS, LTD.

FCC ID: BY32074-27SH

NAME OF TEST: RADIATION INTERFERENCE

RULES PART NO.: 15.209

REQUIREMENTS: OUT-OF-BAND EMISSIONS SHALL NOT EXCEED:

| | |
|---------------|----------------------------------|
| 30 - 88 MHz | 40.0 dBuV/M MEASURED AT 3 METERS |
| 88 - 216 MHz | 43.5 dBuV/M |
| 216 - 960 MHz | 46.0 dBuV/m |
| ABOVE 960 MHz | 54.0 dBuV/m |

TEST DATA:

| No | Emission Frequency (MHz) | Meter Reading dBuV/m | Ant. Polaritry | Correction Factor dB | Cable Loss dB | Field Strength (dBuv/m) | Margin (dBuv) | Limit (dBuv/m) |
|----|--------------------------|----------------------|----------------|----------------------|---------------|-------------------------|---------------|----------------|
| 1 | 30.70 | 15.2 | V | 13.1 | 0.7 | 28.9 | -11.1 | 40.0 |
| 2 | 35.62 | 7.1 | H | 12.9 | 0.7 | 20.8 | -19.2 | 40.0 |
| 3 | 59.68 | 5.4 | V | 7.5 | 1.1 | 14.0 | -26.0 | 40.0 |
| 4 | 67.66 | 4.3 | H | 5.9 | 1.2 | 11.4 | -28.6 | 40.0 |
| 5 | 86.07 | 7.5 | H | 9.5 | 1.5 | 18.5 | -21.5 | 40.0 |
| 6 | 135.82 | 3.7 | V | 14.1 | 2.0 | 19.8 | -23.7 | 43.5 |
| 7 | 181.42 | 3.9 | V | 14.5 | 2.4 | 20.7 | -22.8 | 43.5 |
| 8 | 244.21 | 4.6 | H | 11.6 | 3.1 | 19.2 | -26.8 | 46.0 |
| 9 | 284.02 | 3.3 | V | 17.5 | 3.3 | 24.1 | -21.9 | 46.0 |
| 10 | 353.02 | 4.8 | H | 14.8 | 3.8 | 23.5 | -22.5 | 46.0 |
| 11 | 471.08 | 3.1 | V | 20.1 | 4.7 | 27.9 | -18.1 | 46.0 |
| 12 | 547.21 | 2.7 | H | 18.2 | 5.2 | 26.1 | -19.9 | 46.0 |
| 13 | 654.02 | 3.7 | V | 20.3 | 5.9 | 29.9 | -16.1 | 46.0 |
| 14 | 689.21 | 2.5 | H | 21.3 | 6.1 | 29.9 | -16.1 | 46.0 |
| 15 | 734.42 | 4.3 | V | 21.1 | 6.4 | 31.8 | -14.2 | 46.0 |

SAMPLE CALCULATION: FSdBuV/m = MR (dBuV) + ACFdB.

TEST PROCEDURE: The procedure used was ANSI STANDARD C63.4-1992. The spectrum was scanned from 30 MHz to 1000 MHz. When an emission was found, the table was rotated to produce the maximum signal strength. The antenna was placed in both the horizontal and vertical planes and the worse case emissions were reported. The UUT was tested in 3 orthogonal planes.

TEST RESULTS: THE UNIT DOES MEET THE FCC REQUIREMENTS.

PERFORMED BY: S.W.Ahn

DATE: May/20/2005

APPLICANT: SCIENTIFIC TOYS, LTD.

FCC ID: BY32074-27SH

REPORT #: THRU-505019

THRULab & Engineering.

RM302,BOKJO,29-15 , CHONGPA3-DONG

YONGSAN-GU, SEOUL, KOREA

81221095059F81221095056 email thrukang@kornet.net

APPLICANT: SCIENTIFIC TOYS, LTD.

FCC ID: BY32074-27SH

NAME OF TEST: Occupied Bandwidth

RULES PART NO.: 15.227

REQUIREMENTS: The field strength of any emissions appearing between the band edges and up to 10 kHz above and below the band edges shall be attenuated to the general limits of 15.209.

| | |
|---------------|-----------------------------------|
| 1.705-30 MHz | 69.54 dBuV/M MEASURED AT 3 METERS |
| 30 - 88 MHz | 40.0 dBuV/M |
| 88 - 216 MHz | 43.5 dBuV/M |
| 216 - 960 MHz | 46.0 dBuV/m |
| ABOVE 960 MHz | 54.0 dBuV/m |

THE GRAPH ON THE NEXT PAGE REPRESENTS THE EMISSIONS TAKEN FOR THE DEVICE.

METHOD OF MEASUREMENT: A small sample of the transmitter output was fed into the spectrum analyzer and the attached plot was taken. The vertical scale is set to 10 dB per division.

TEST RESULTS: The unit DOES meet the FCC requirements.

PERFORMED BY: S.W.Ahn

DATE: May/20/2005

APPLICANT: SCIENTIFIC TOYS, LTD.

FCC ID: BY32074-27SH

REPORT #: THRU-505019

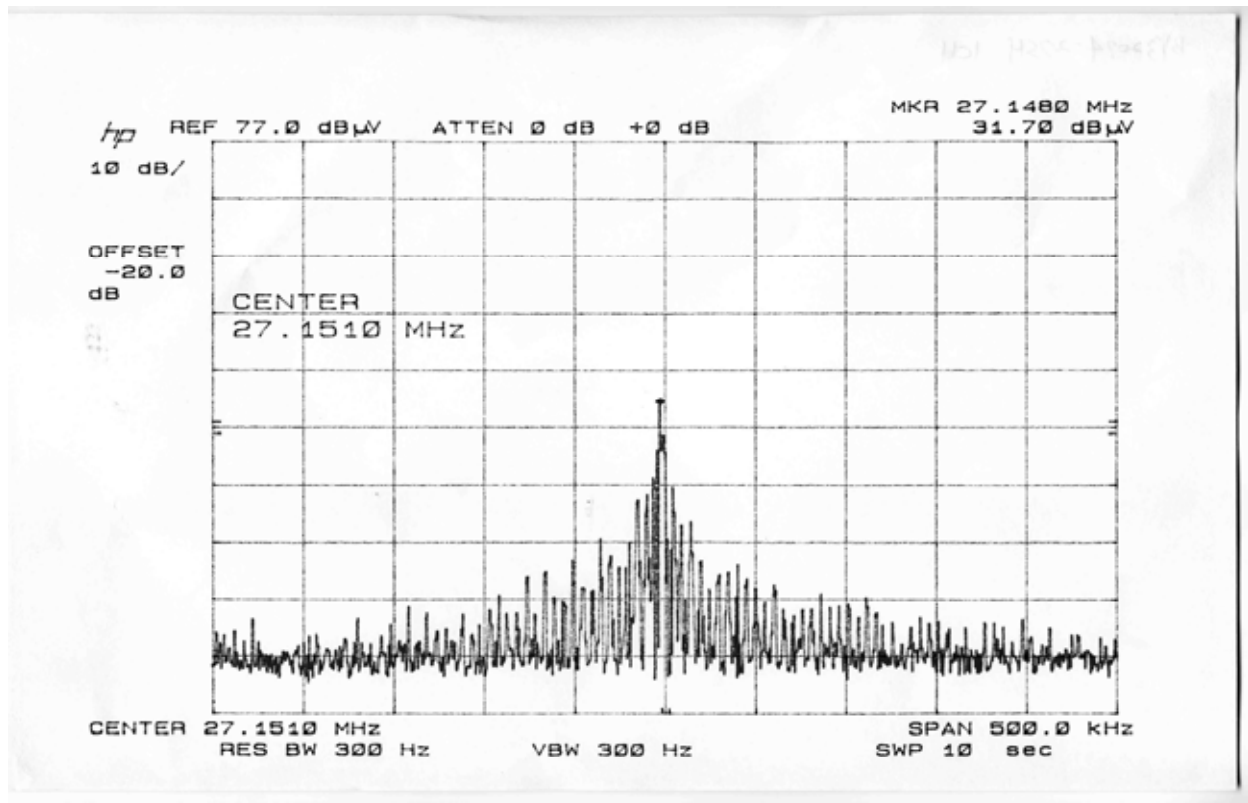
THRULab & Engineering.

RM302,BOKJO,29-15 , CHONGPA3-DONG

YONGSAN-GU, SEOUL, KOREA

81221095059F81221095056 email thrukang@kornet.net

OCCUPIED BANDWIDTH PLOT (1CH)



APPLICANT: SCIENTIFIC TOYS, LTD.

FCC ID: BY32074-27SH

REPORT #: THRU-505019

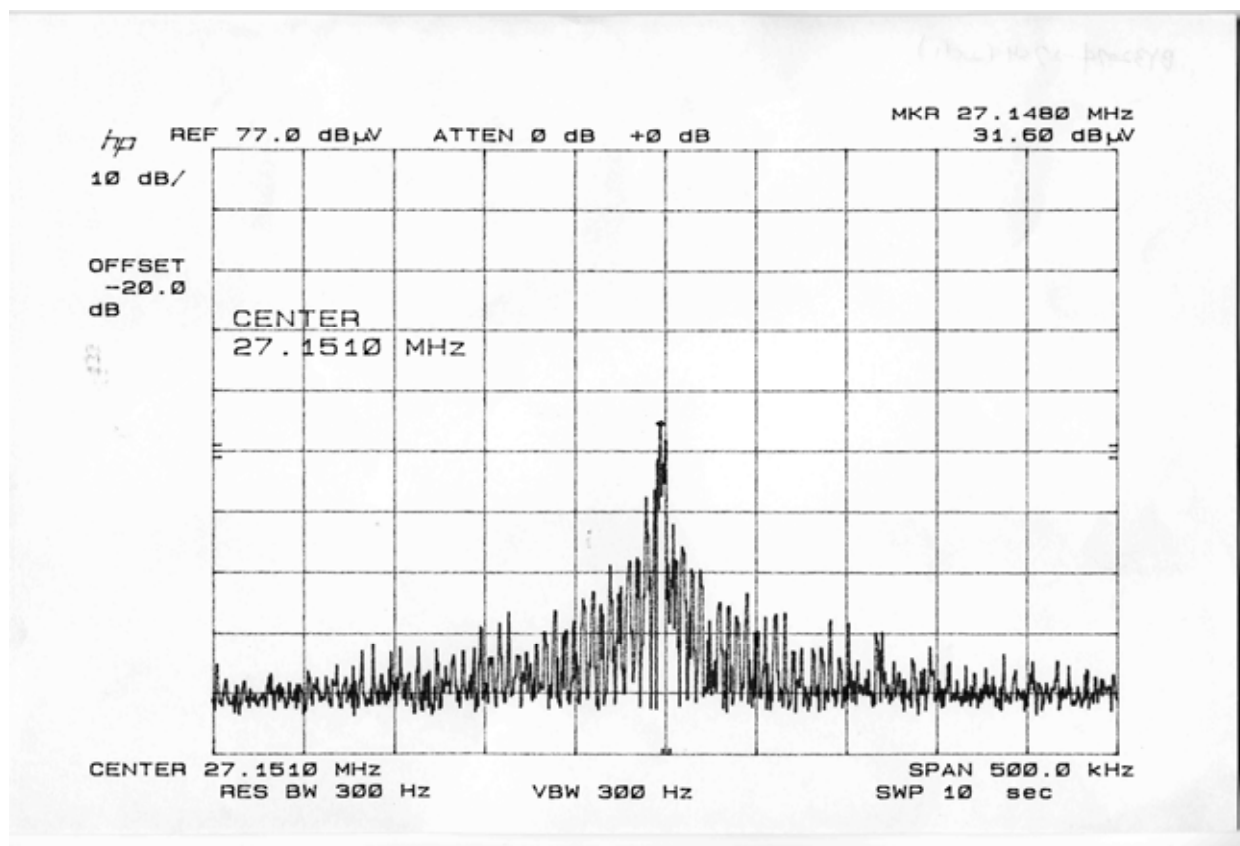
THRULab & Engineering.

RM302,BOKJO,29-15 , CHONGPA3-DONG

YONGSAN-GU, SEOUL, KOREA

81221095059F81221095056 email thrukang@kornet.net

OCCUPIED BANDWIDTH PLOT (2CH)



APPLICANT: SCIENTIFIC TOYS, LTD.

FCC ID: BY32074-27SH

REPORT #: THRU-505019