

Appendix D

RF Test Data for 5.8G WLAN (Conducted Measurement)

Product Name: AIO PC

Trade Mark: Fusion5

Test Model: A7

Environmental Conditions

Temperature:	22.6 ° C
Relative Humidity:	53.3%
ATM Pressure:	100.0 kPa
Test Engineer:	Tom Liu
Supervised by:	Jayden Zhuo

D.1 Duty Cycle

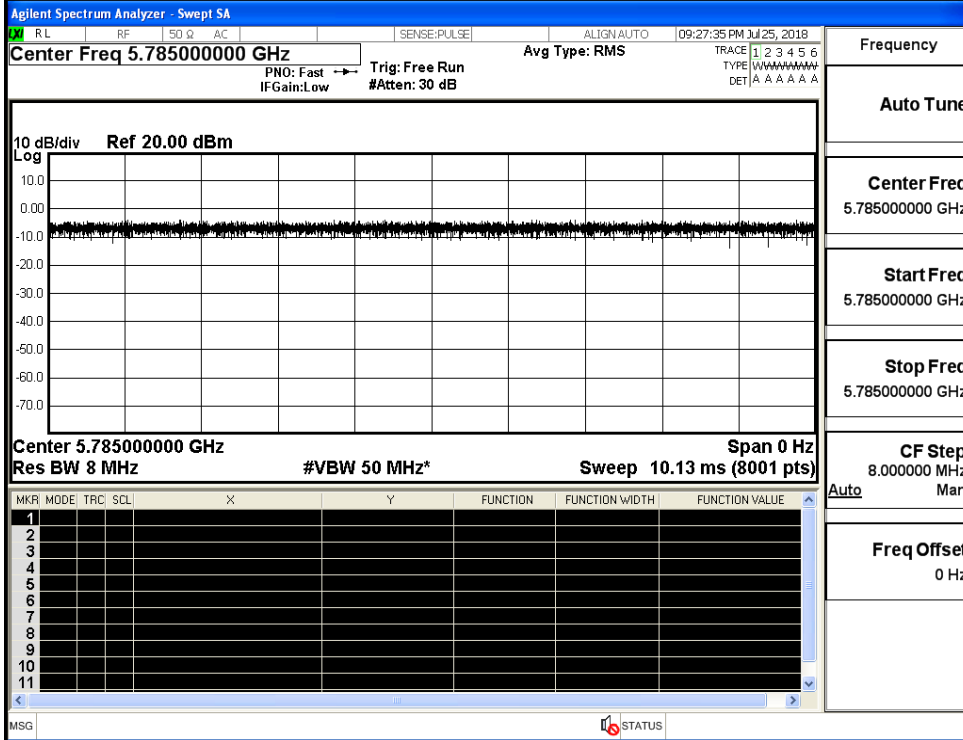
Antenna 0

Test Mode	Test Frequency (MHz)	Duty Cycle (%)	10log(1/x) Factor (dB)	1/B Minimum VBW(KHz)
11A	5785	100	0.00	0.01
11N20	5785	100	0.00	0.01
11N40	5755	100	0.00	0.01
11AC20	5785	100	0.00	0.01
11AC40	5755	100	0.00	0.01
11AC80	5775	100	0.00	0.01

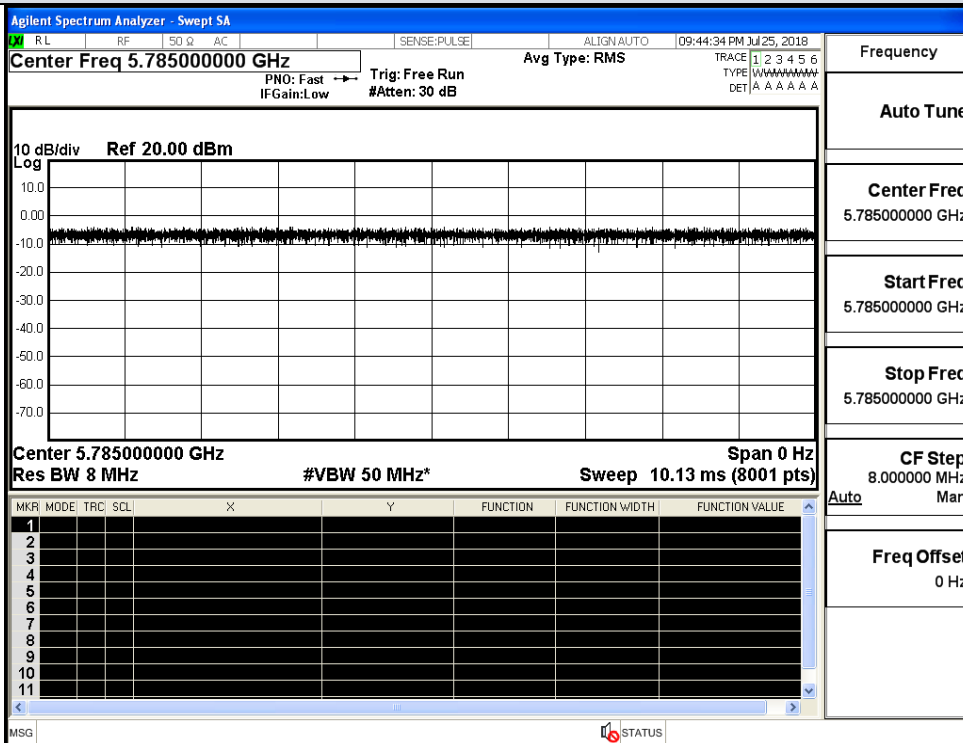
Antenna 1

Test Mode	Test Frequency (MHz)	Duty Cycle (%)	10log(1/x) Factor (dB)	1/B Minimum VBW(KHz)
11A	5785	100	0.00	0.01
11N20	5785	100	0.00	0.01
11N40	5755	100	0.00	0.01
11AC20	5785	100	0.00	0.01
11AC40	5755	100	0.00	0.01
11AC80	5775	100	0.00	0.01

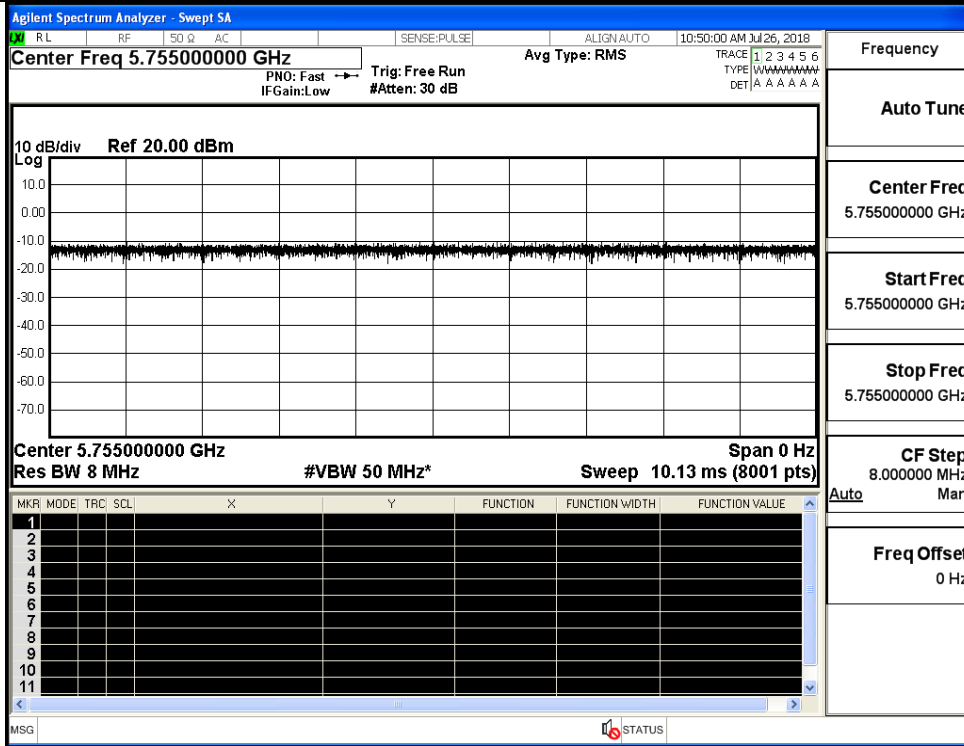
On Time and Duty Cycle_Ant0



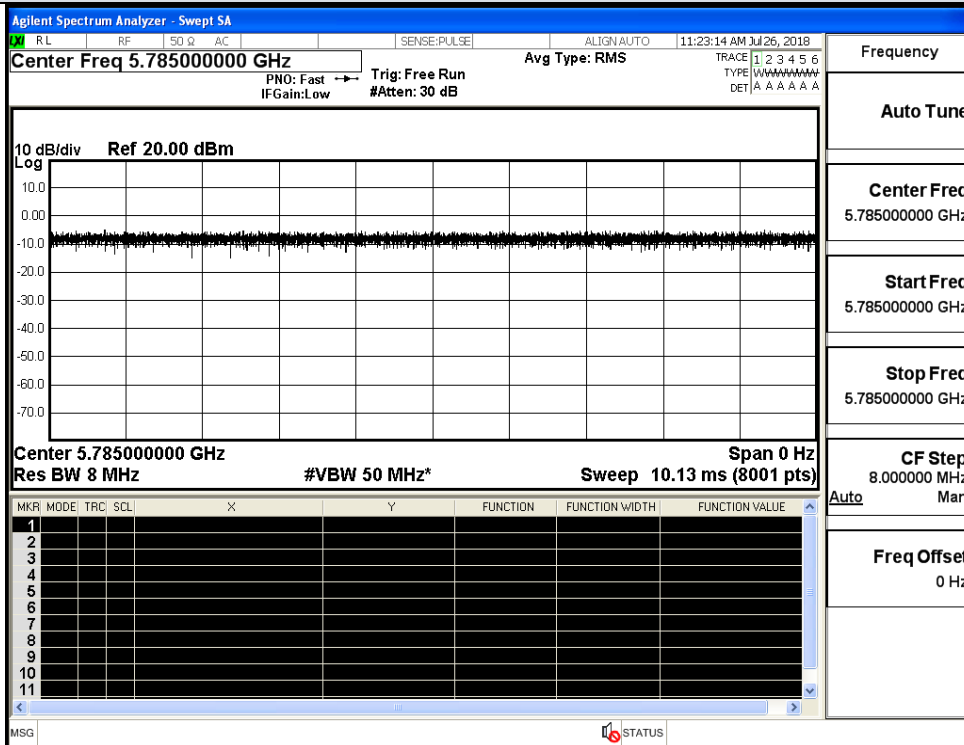
IEEE 802.11a_Ant0



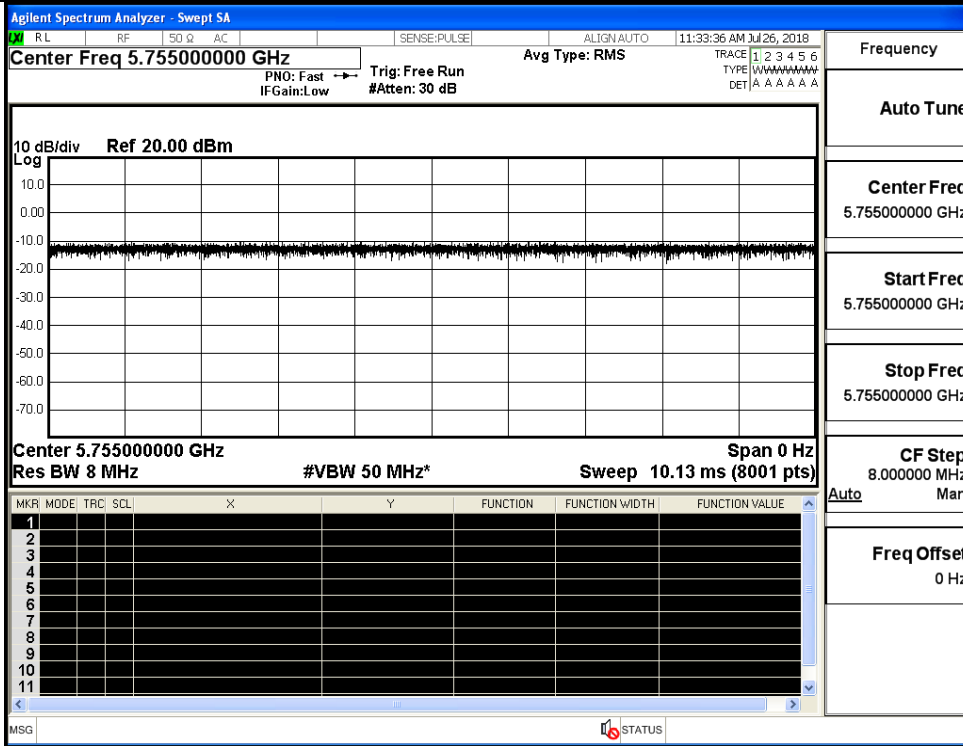
IEEE 802.11n HT20_Ant0



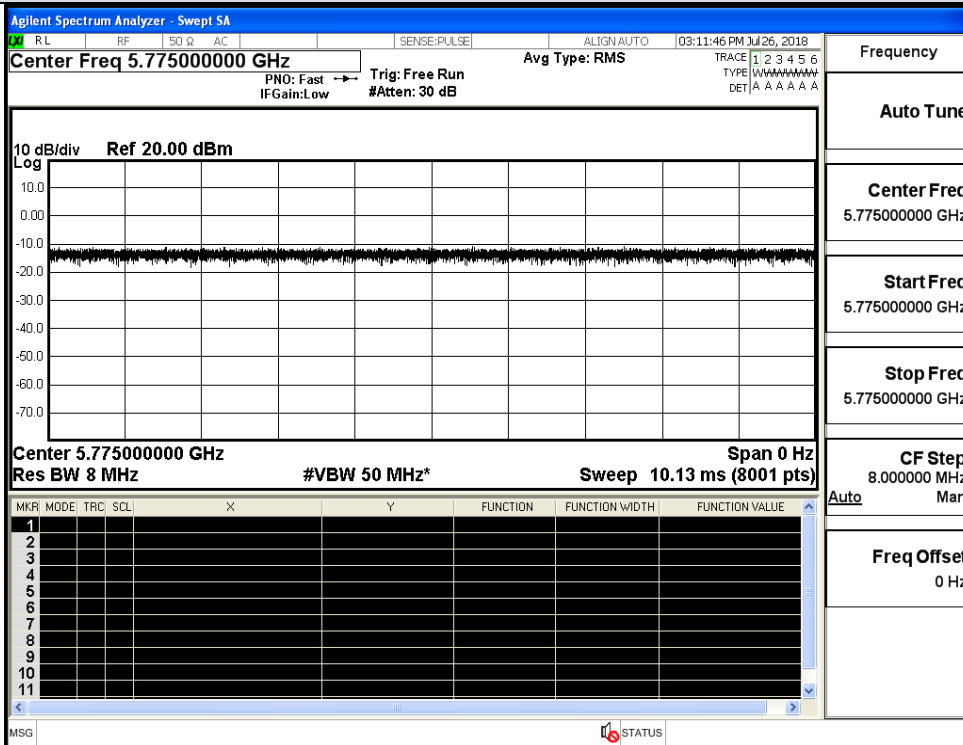
IEEE 802.11n HT40_Ant0



IEEE 802.11ac VHT20_Ant0

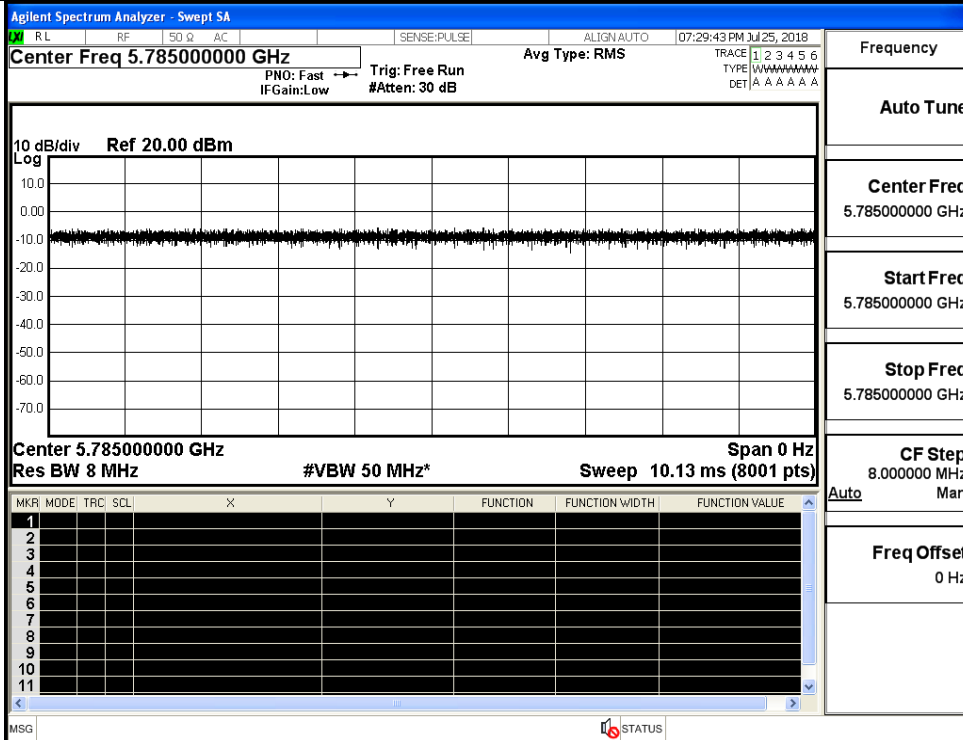


IEEE 802.11ac VHT40_Ant0

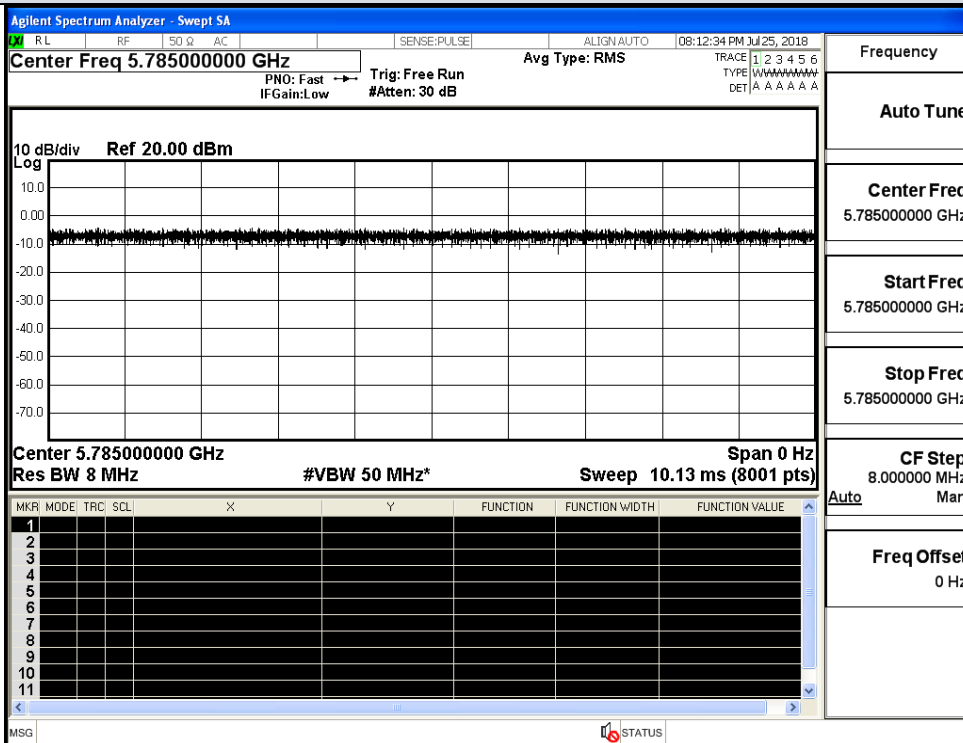


IEEE 802.11ac VHT80_Ant0

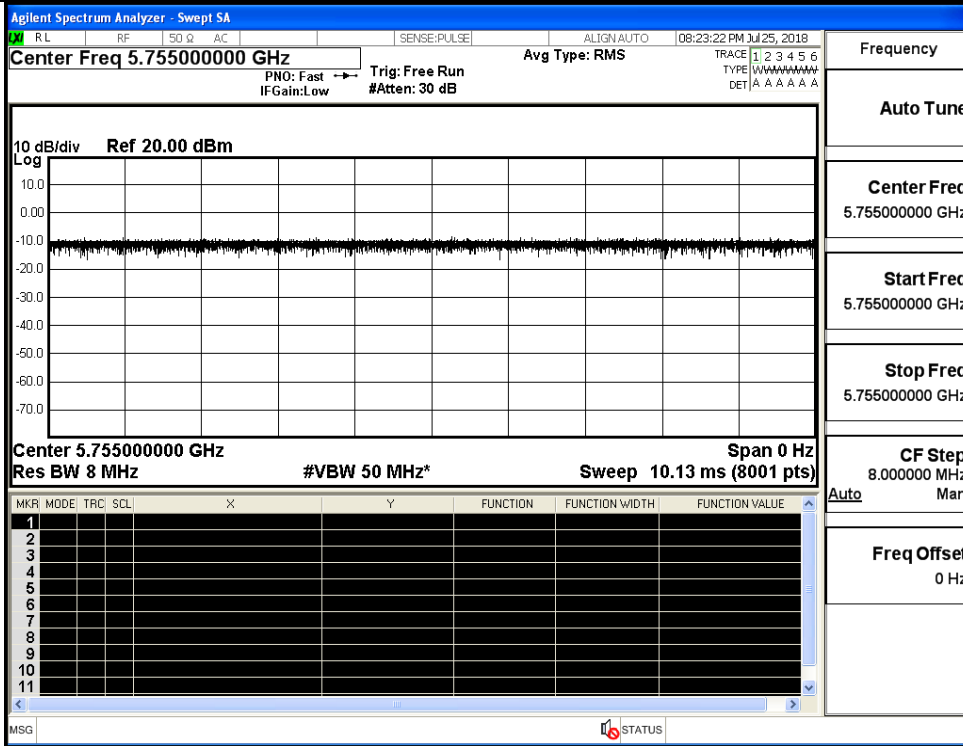
On Time and Duty Cycle_Ant1



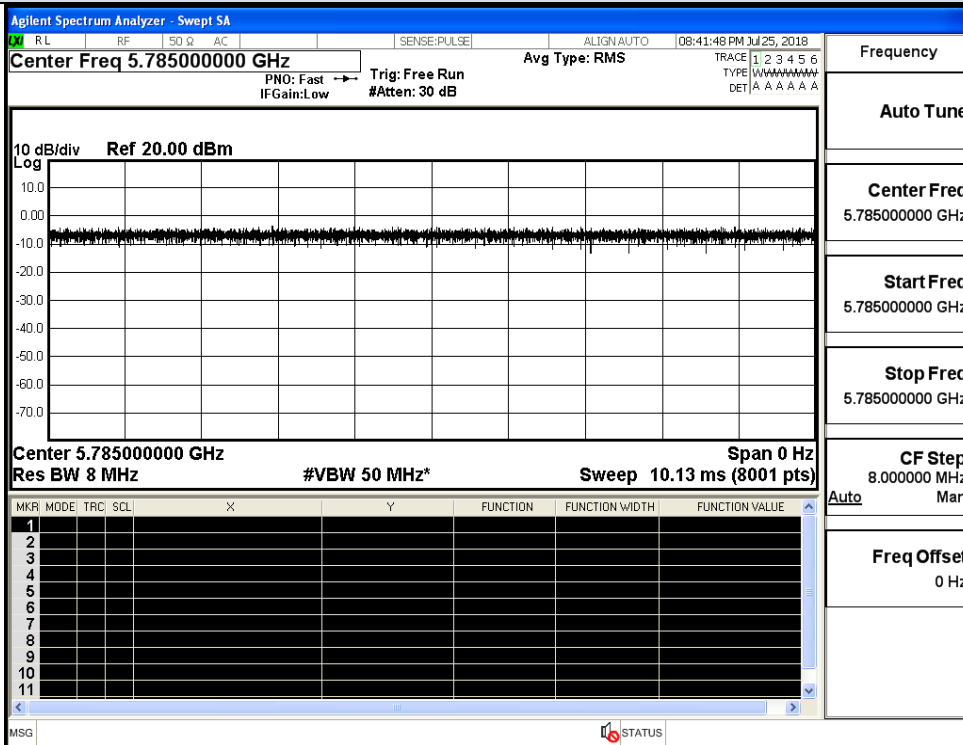
IEEE 802.11a_Ant1



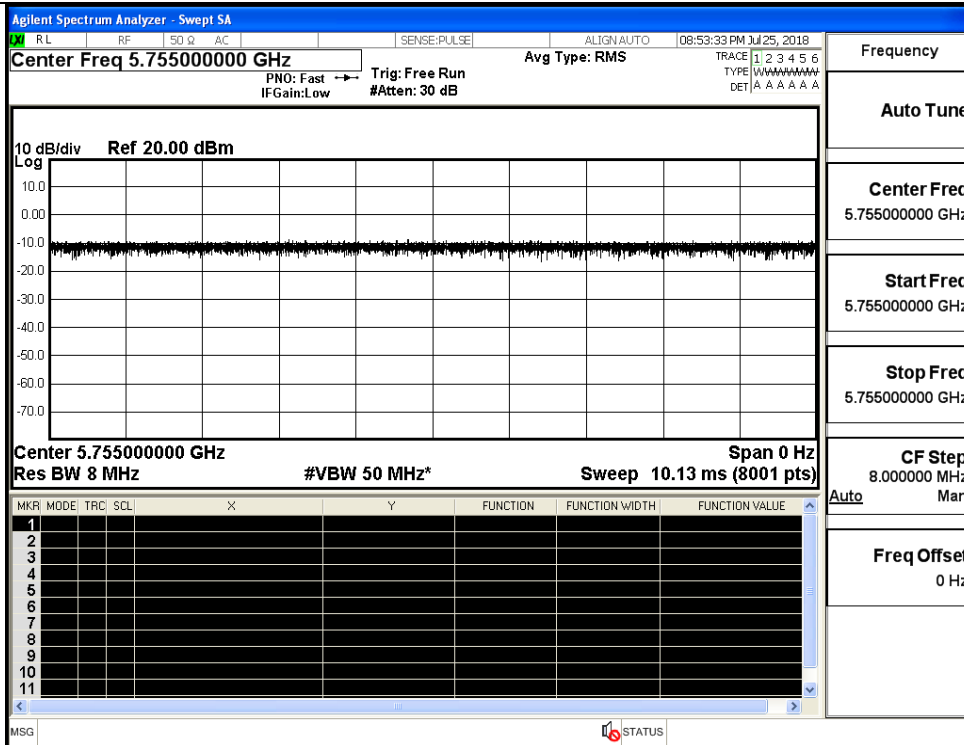
IEEE 802.11n HT20_Ant1



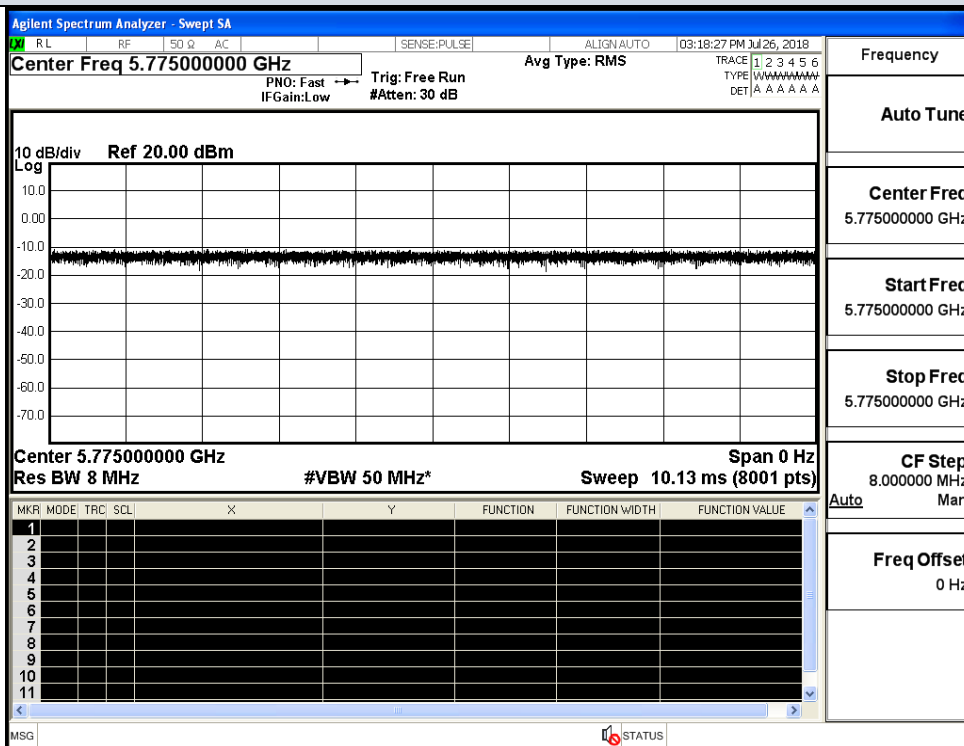
IEEE 802.11n HT40_Ant1



IEEE 802.11ac VHT20_Ant1



IEEE 802.11ac VHT40_Ant1



IEEE 802.11ac VHT80_Ant1

D.2 Maximum Conduct Output Power

Antenna 0

Test Mode	Channel	Frequency (MHz)	AVG Conducted Power (dBm)	Duty Cycle Factor (dB)	Report Conducted Power(dBm)	Limit (dBm)
11A	149	5745	13.11	0	13.11	30
	157	5785	12.85	0	12.85	
	165	5825	14.36	0	14.36	
11N20	149	5745	13.39	0	13.39	30
	157	5785	13.30	0	13.30	
	165	5825	14.17	0	14.17	
11N40	151	5755	14.28	0	14.28	30
	159	5795	14.22	0	14.22	
11AC20	149	5745	13.94	0	13.94	30
	157	5785	11.23	0	11.23	
	165	5825	15.04	0	15.04	
11AC40	151	5755	15.29	0	15.29	30
	159	5795	15.22	0	15.22	
11AC80	155	5775	17.16	0	17.16	30

Antenna 1

Test Mode	Channel	Frequency (MHz)	AVG Conducted Power (dBm)	Duty Cycle Factor (dB)	Report Conducted Power(dBm)	Limit (dBm)
11A	149	5745	9.68	0	9.68	30
	157	5785	11.57	0	11.57	
	165	5825	12.96	0	12.96	
11N20	149	5745	12.08	0	12.08	30
	157	5785	13.01	0	13.01	
	165	5825	14.03	0	14.03	
11N40	151	5755	14.42	0	14.42	30
	159	5795	14.15	0	14.15	
11AC20	149	5745	13.24	0	13.24	30
	157	5785	14.65	0	14.65	
	165	5825	14.96	0	14.96	
11AC40	151	5755	16.89	0	16.89	30
	159	5795	15.04	0	15.04	
11AC80	155	5775	17.42	0	17.42	30

Antenna 0+Antenna 1

Test Mode	Channel	Frequency (MHz)	AVG Conducted Power (dBm)			Duty Cycle Factor (dB)	Report Conducted Power(dBm)			Limit (dBm)
			Ant0	Ant1	Sum		Ant0	Ant1	Sum	
11N20	149	5745	13.39	12.08	15.79	0	13.39	12.08	15.79	30
	157	5785	13.30	13.01	16.17	0	13.30	13.01	16.17	
	165	5825	14.17	14.03	17.11	0	14.17	14.03	17.11	
11N40	151	5755	14.28	14.42	17.36	0	14.28	14.42	17.36	30
	159	5795	14.22	14.15	17.20	0	14.22	14.15	17.20	
11AC20	149	5745	13.94	13.24	16.61	0	13.94	13.24	16.61	30
	157	5785	11.23	14.65	16.28	0	11.23	14.65	16.28	
	165	5825	15.04	14.96	18.01	0	15.04	14.96	18.01	
11AC40	151	5755	15.29	16.89	19.17	0	15.29	16.89	19.17	30
	159	5795	15.22	15.04	18.14	0	15.22	15.04	18.14	
11AC80	155	5775	17.16	17.42	20.30	0	17.16	17.42	20.30	30

D.3 Power Spectral Density

Antenna 0

Test Mode	Channel	Frequency (MHz)	Power Density (dBm/300KHz)	Duty Cycle Factor (dB)	RBW Factor (dB)	Report Power Density (dBm/500KHz)	Limit (dBm/500KHz)
11A	149	5745	-8.076	0	2.218	-5.858	30
	157	5785	-4.878	0	2.218	-2.660	
	165	5825	-4.256	0	2.218	-2.038	
11N20	149	5745	-7.757	0	2.218	-5.539	30
	157	5785	-5.152	0	2.218	-2.934	
	165	5825	-3.837	0	2.218	-1.619	
11N40	151	5755	-10.657	0	2.218	-8.439	30
	159	5795	-8.701	0	2.218	-6.483	
11AC20	149	5745	-7.280	0	2.218	-5.062	30
	157	5785	-5.847	0	2.218	-3.629	
	165	5825	-4.769	0	2.218	-2.551	
11AC40	151	5755	-10.195	0	2.218	-7.977	30
	159	5795	-8.714	0	2.218	-6.496	
11AC80	155	5775	-10.385	0	2.218	-8.167	30

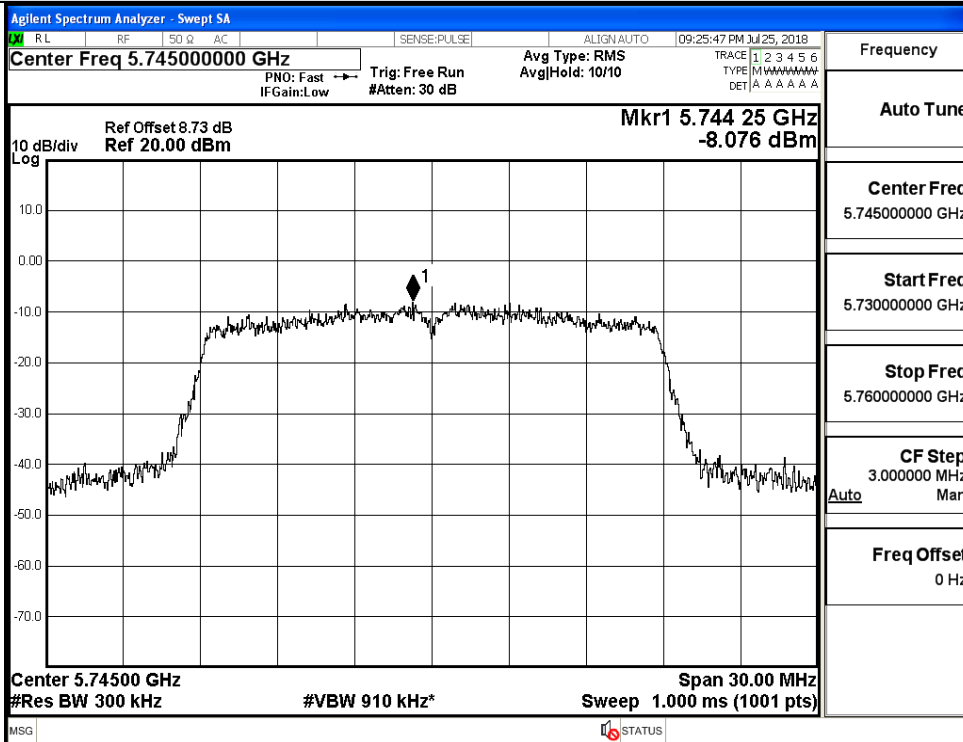
Antenna 1

Test Mode	Channel	Frequency (MHz)	Power Density (dBm/300KHz)	Duty Cycle Factor (dB)	RBW Factor (dB)	Report Power Density (dBm/500KHz)	Limit (dBm/500KHz)
11A	149	5745	-8.748	0	2.218	-6.530	30
	157	5785	-5.125	0	2.218	-2.907	
	165	5825	-4.768	0	2.218	-2.550	
11N20	149	5745	-5.594	0	2.218	-3.376	30
	157	5785	-4.784	0	2.218	-2.566	
	165	5825	-3.712	0	2.218	-1.494	
11N40	151	5755	-8.775	0	2.218	-6.557	30
	159	5795	-7.309	0	2.218	-5.091	
11AC20	149	5745	-5.681	0	2.218	-3.463	30
	157	5785	-5.146	0	2.218	-2.928	
	165	5825	-4.265	0	2.218	-2.047	
11AC40	151	5755	-9.075	0	2.218	-6.857	30
	159	5795	-7.379	0	2.218	-5.161	
11AC80	155	5775	-9.680	0	2.218	-7.462	30

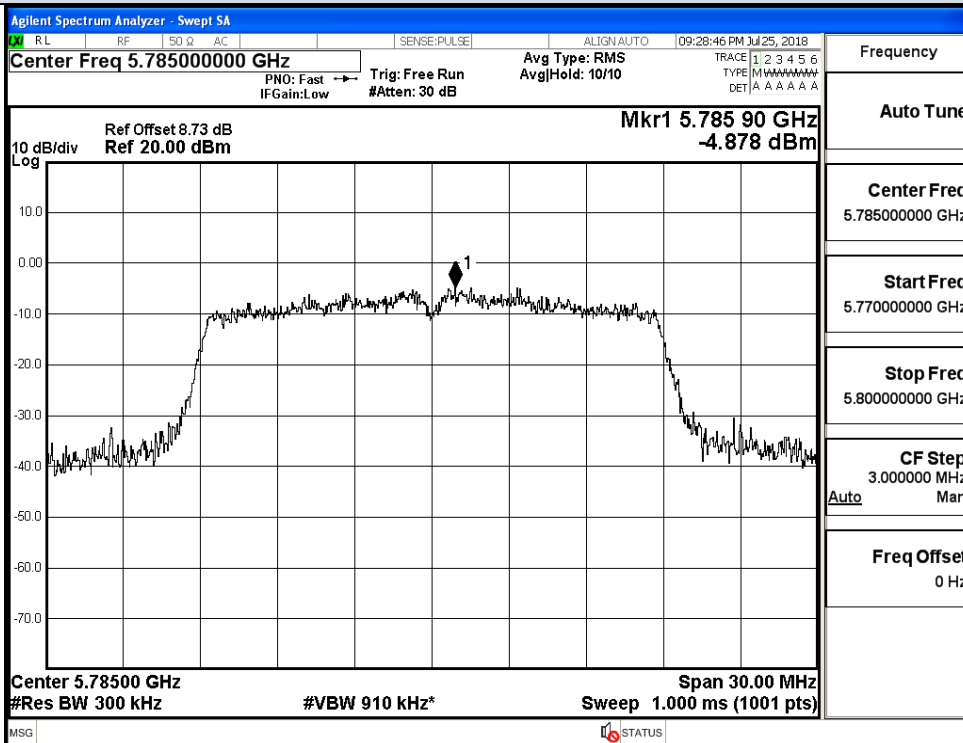
Antenna 0+Antenna 1

Test Mode	Channel	Frequency (MHz)	Power Density (dBm/300KHz)			Duty Cycle Factor (dB)	RBW Factor (dB)	Report Power Density (dBm/500KHz)			Limit (dBm/500 KHz)
			Ant0	Ant1	Sum			Ant0	Ant1	Sum	
11N20	149	5745	-7.757	-5.594	-3.532	0	2.218	-5.539	-3.376	-1.314	30
	157	5785	-5.152	-4.784	-1.954	0	2.218	-2.934	-2.566	0.264	
	165	5825	-3.837	-3.712	-0.764	0	2.218	-1.619	-1.494	1.454	
11N40	151	5755	-10.657	-8.775	-6.605	0	2.218	-8.439	-6.557	-4.387	30
	159	5795	-8.701	-7.309	-4.939	0	2.218	-6.483	-5.091	-2.721	
11AC20	149	5745	-7.28	-5.681	-3.397	0	2.218	-5.062	-3.463	-1.179	30
	157	5785	-5.847	-5.146	-2.472	0	2.218	-3.629	-2.928	-0.254	
	165	5825	-4.769	-4.265	-1.499	0	2.218	-2.551	-2.047	0.719	
11AC40	151	5755	-10.195	-9.075	-6.589	0	2.218	-7.977	-6.857	-4.371	30
	159	5795	-8.714	-7.379	-4.985	0	2.218	-6.496	-5.161	-2.767	
11AC80	155	5775	-10.385	-9.68	-7.008	0	2.218	-8.167	-7.462	-4.790	30

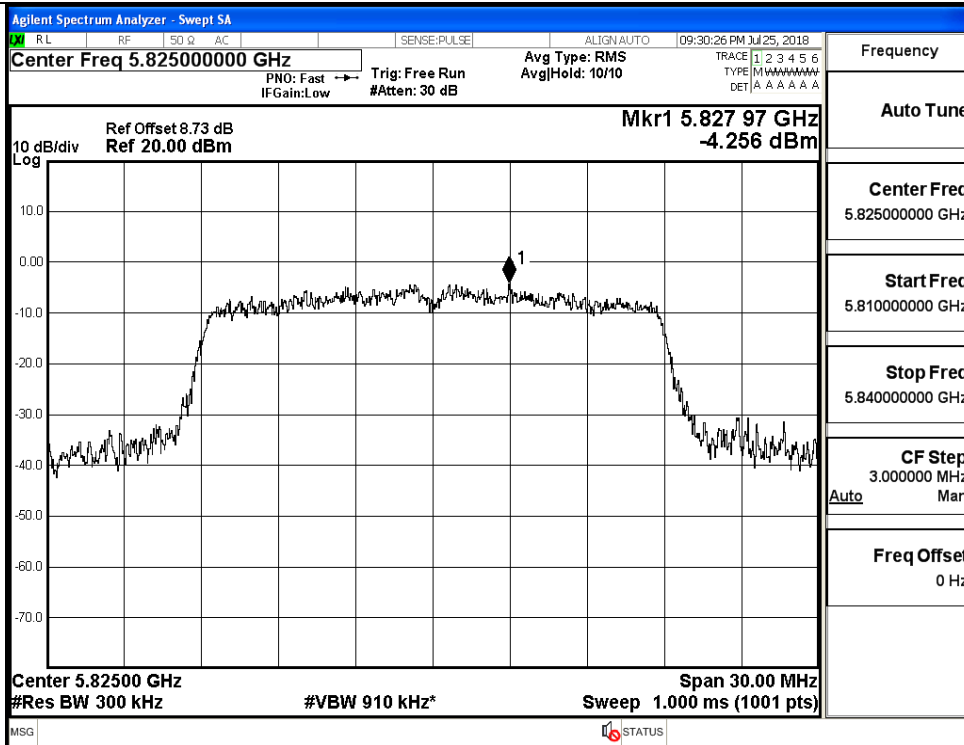
Power Spectral Density_Ant0



IEEE 802.11a / Channel 149 / 5745 MHz_Ant0

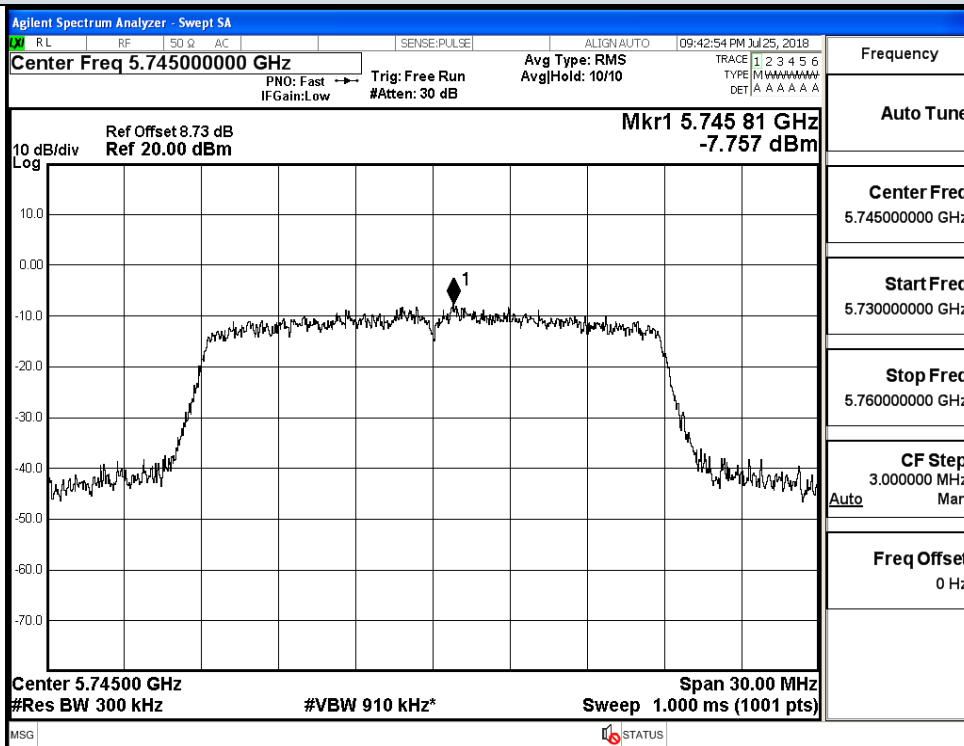


IEEE 802.11a / Channel 157 / 5785 MHz_Ant0

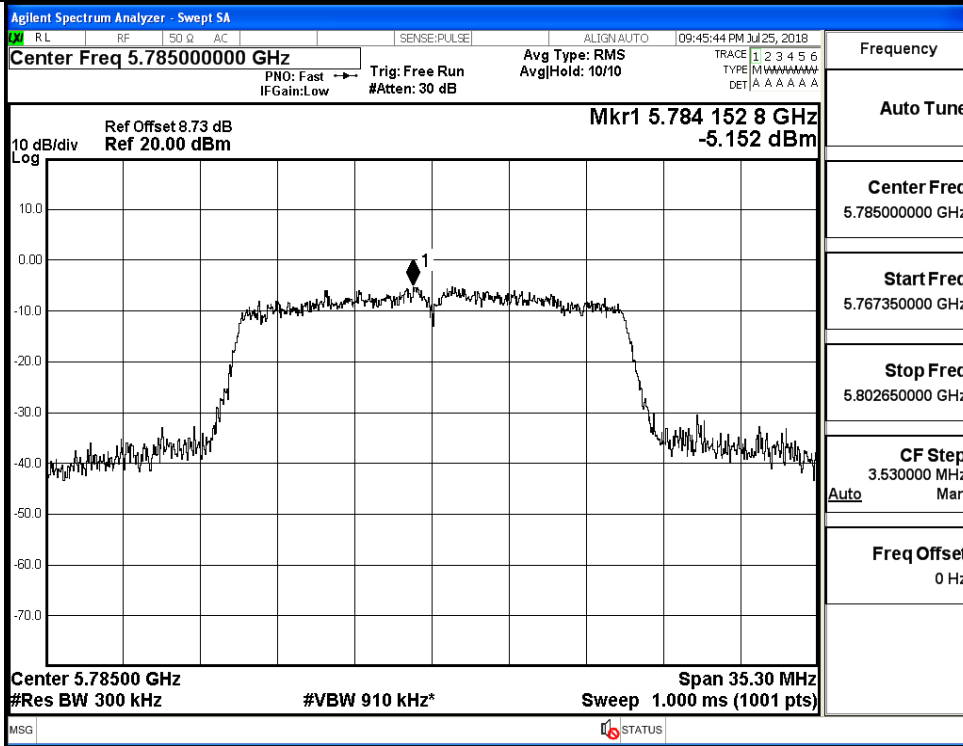


IEEE 802.11a / Channel 165 / 5825 MHz_Ant0

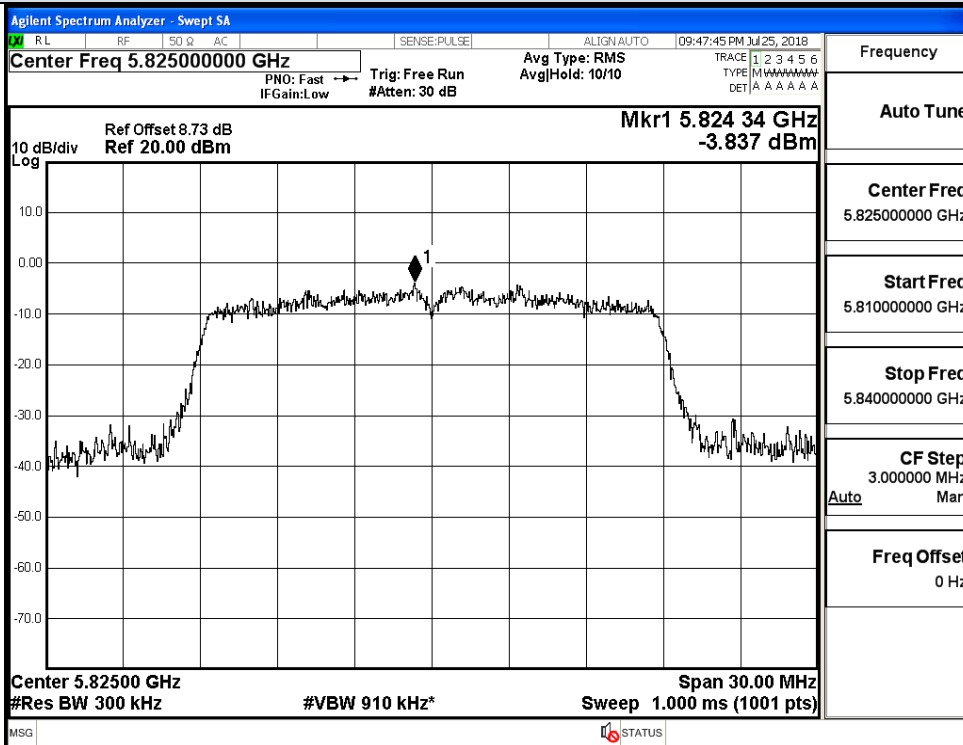
Power Spectral Density_Ant0



IEEE 802.11n HT20 / Channel 149 / 5745 MHz_Ant0

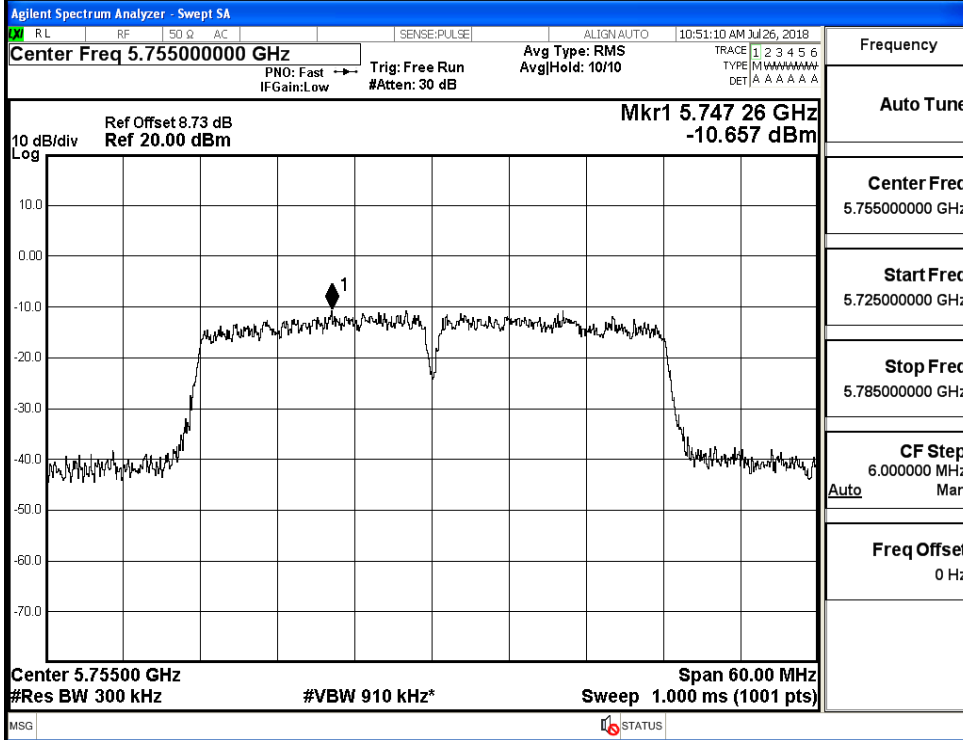


IEEE 802.11n HT20 / Channel 157 / 5785 MHz_Ant0

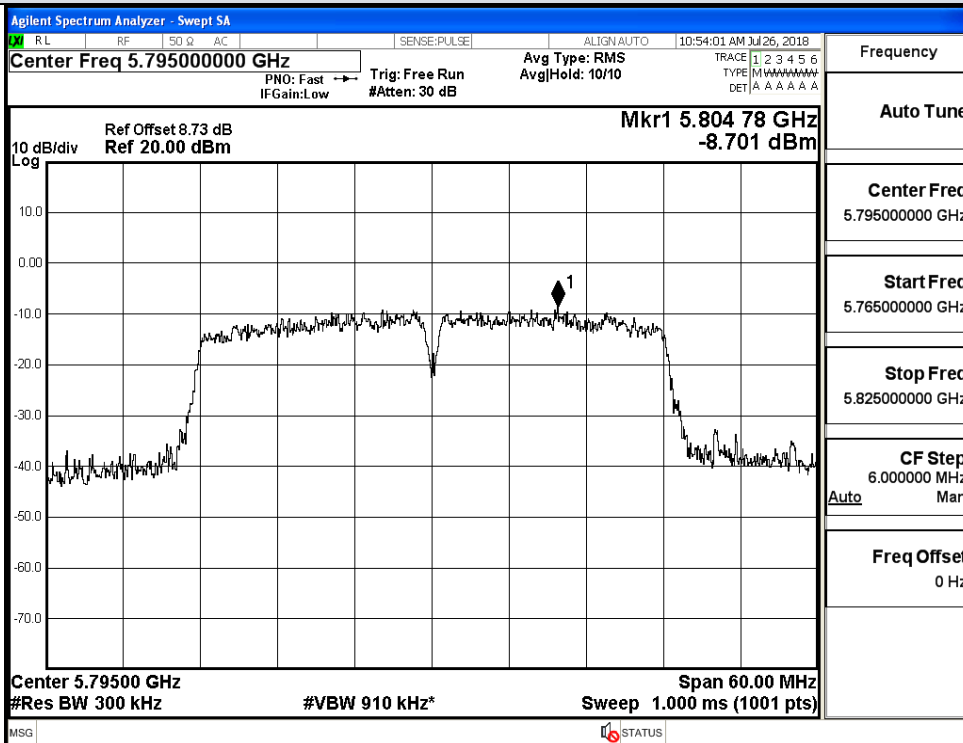


IEEE 802.11n HT20 / Channel 165 / 5825 MHz_Ant0

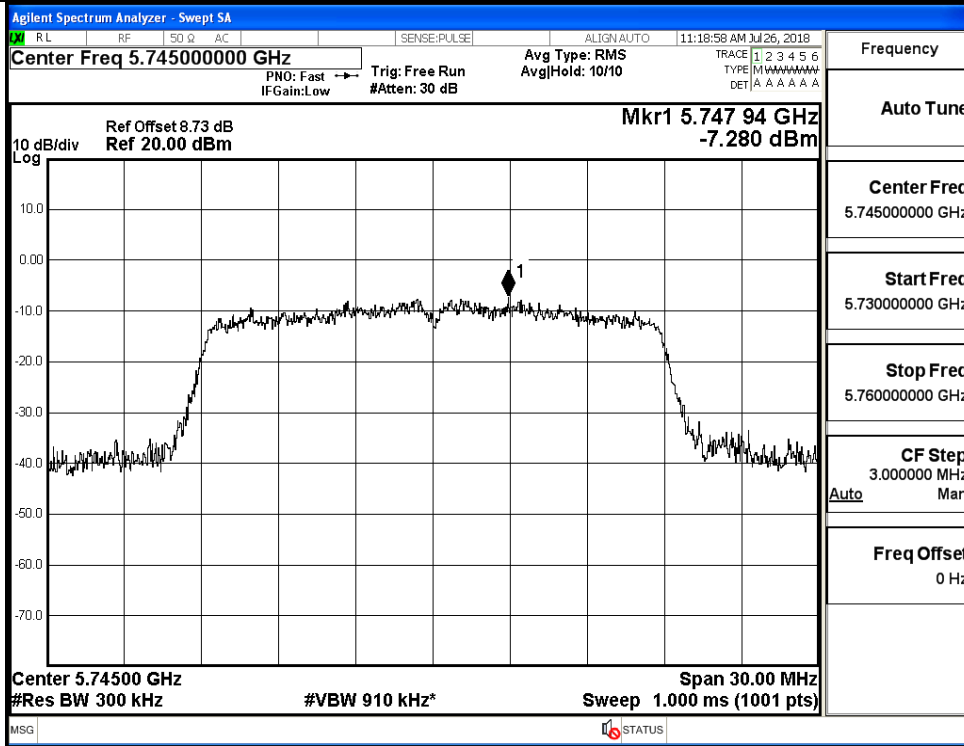
Power Spectral Density_Ant0



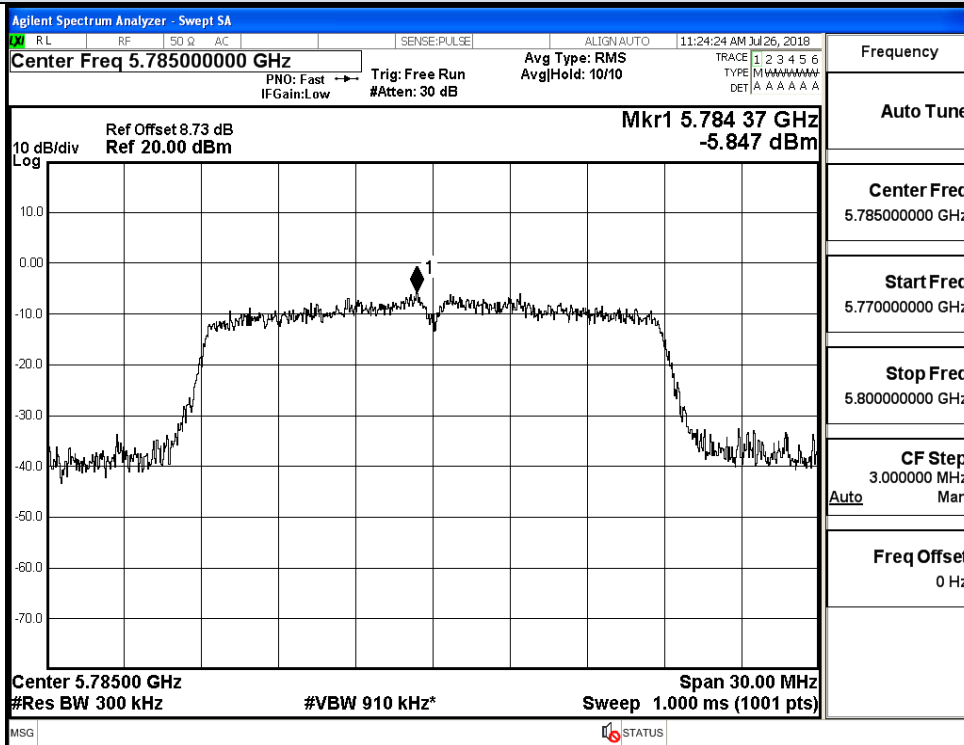
IEEE 802.11n HT40 / Channel 151 / 5755 MHz_Ant0



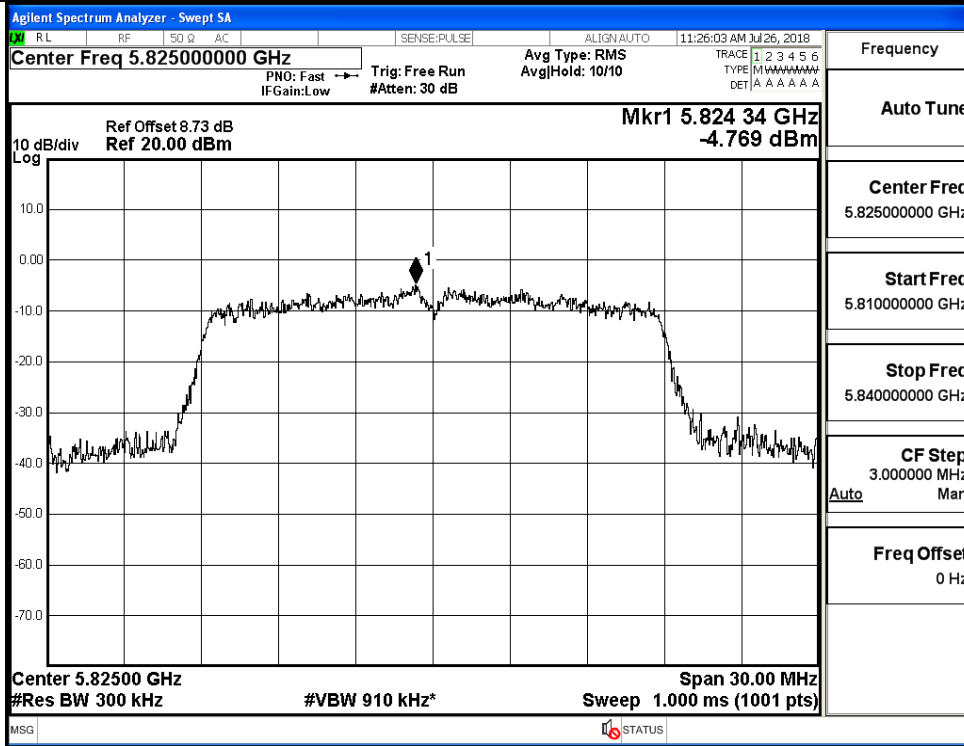
IEEE 802.11n HT40 / Channel 159 / 5795 MHz_Ant0



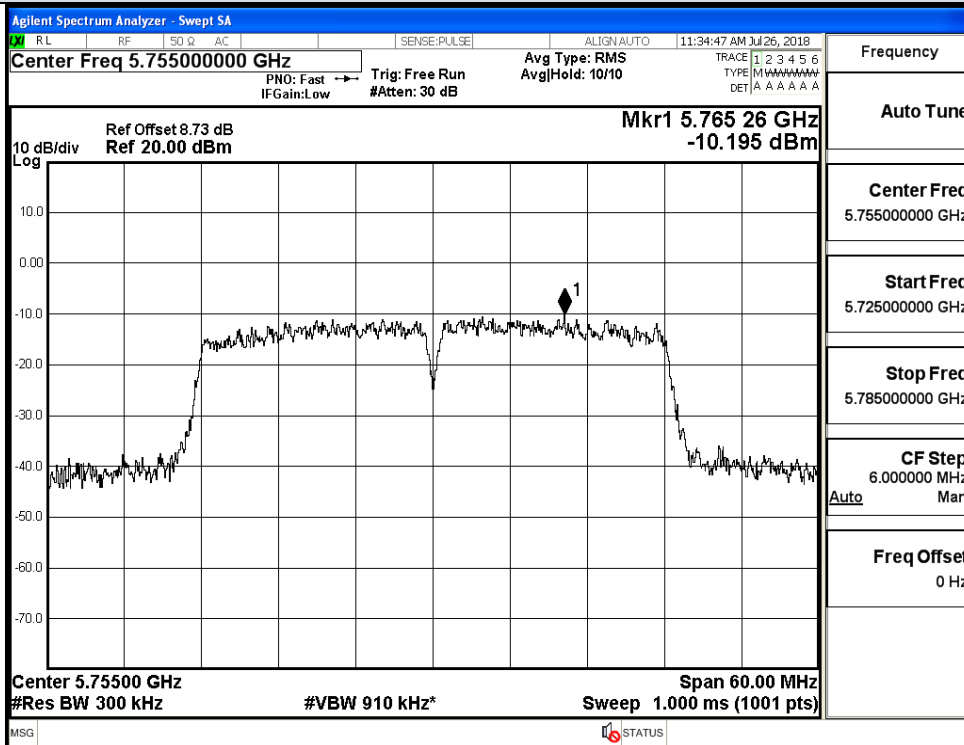
IEEE 802.11ac VHT20 / Channel 149 / 5745 MHz_Ant0



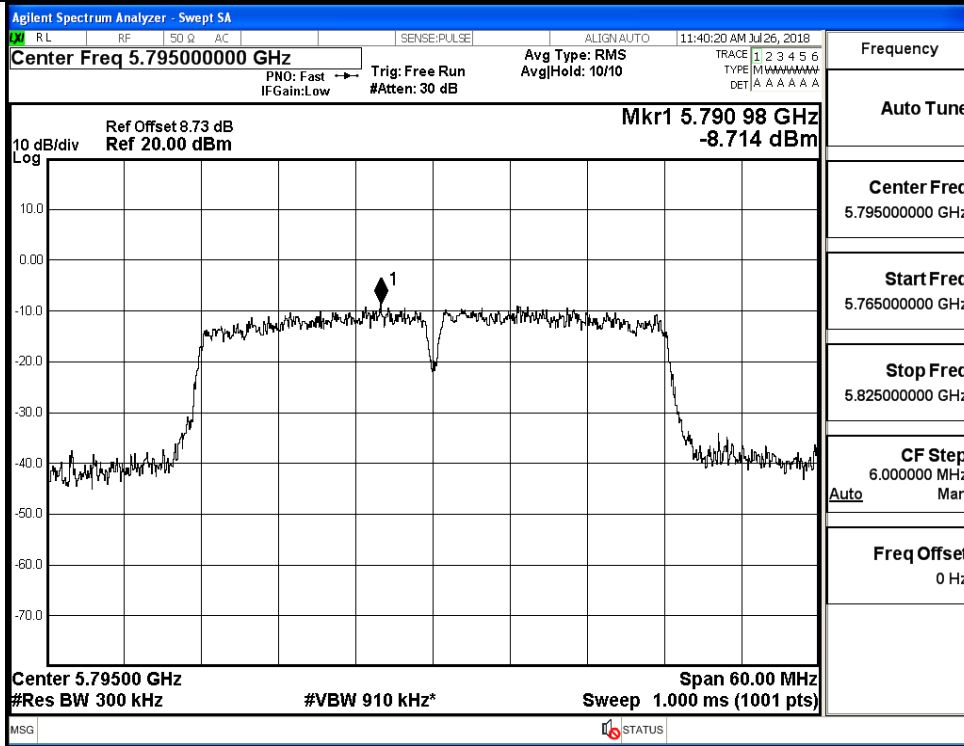
IEEE 802.11ac VHT20 / Channel 157 / 5785 MHz_Ant0



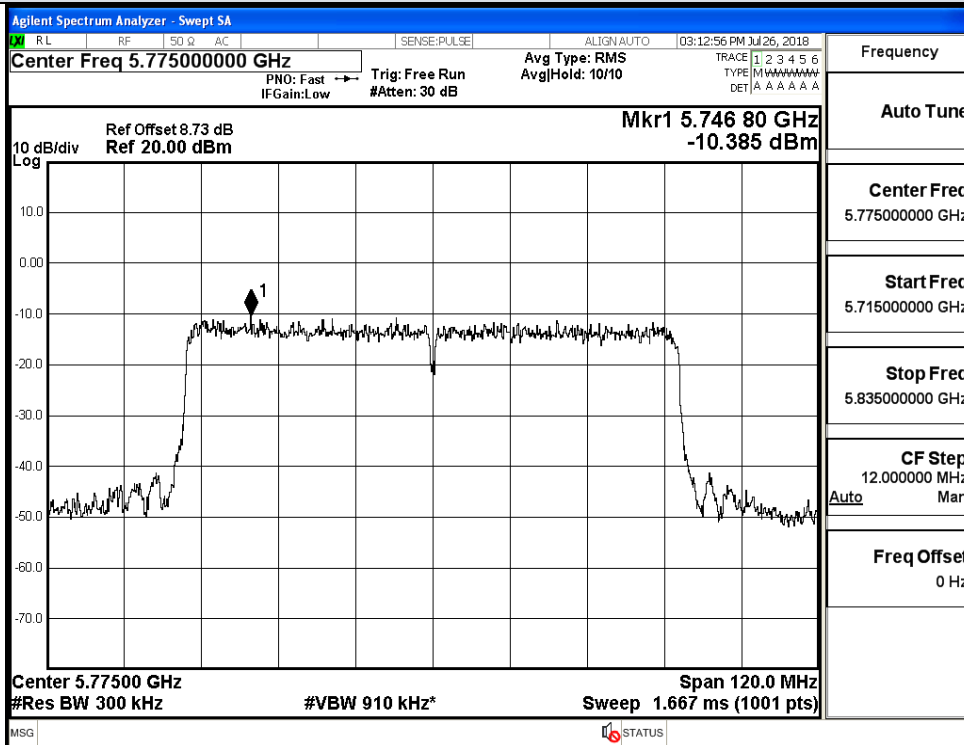
IEEE 802.11ac VHT20 / Channel 165 / 5825 MHz_Ant0



IEEE 802.11ac VHT40 / Channel 151 / 5755 MHz_Ant0

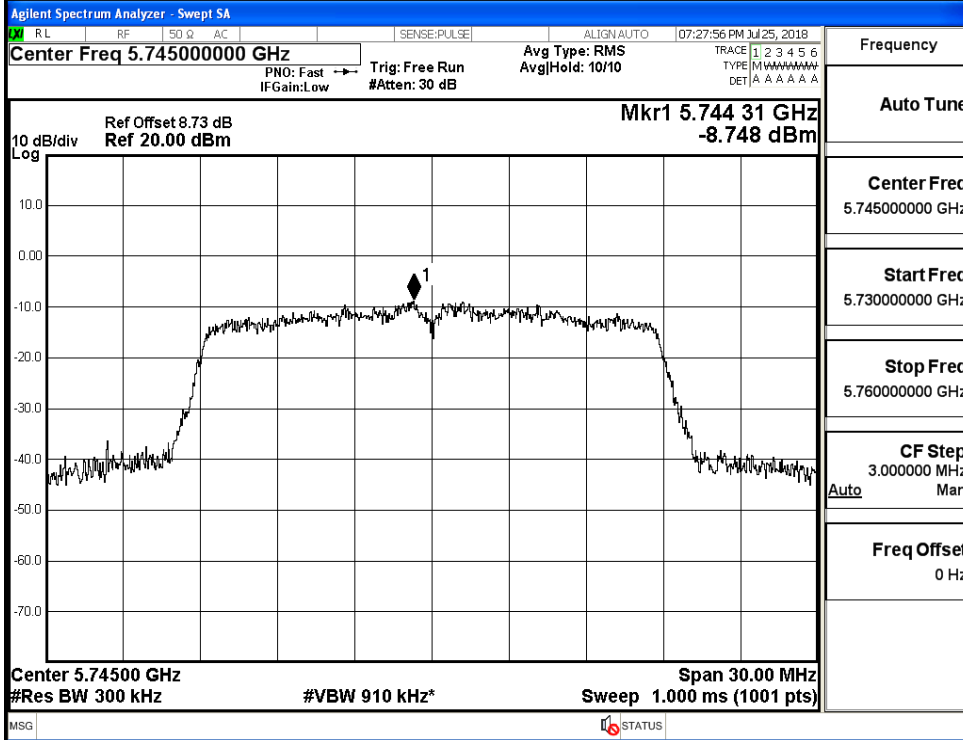


IEEE 802.11ac VHT40 / Channel 159 / 5795 MHz_Ant0

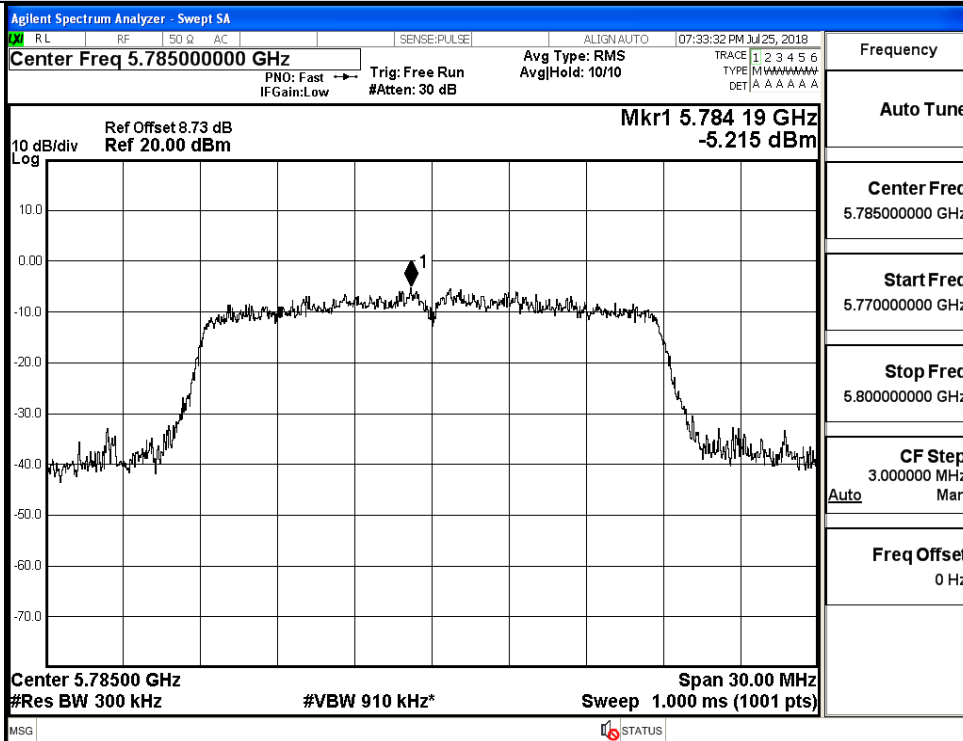


IEEE 802.11ac VHT80 / Channel 155/ 5775 MHz_Ant0

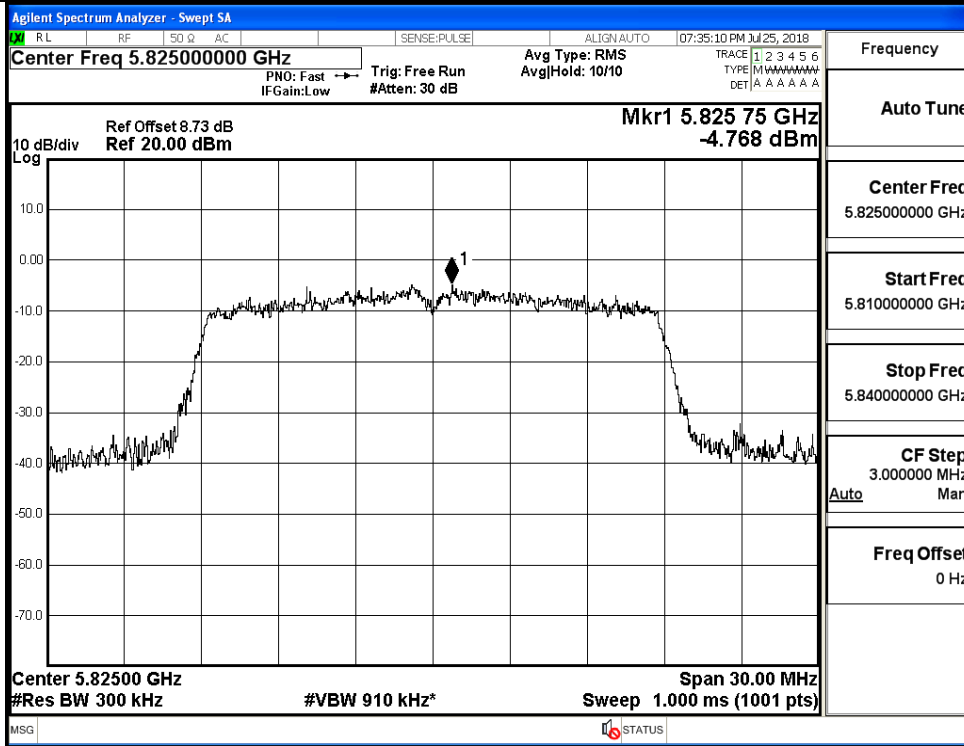
Power Spectral Density_Ant1



IEEE 802.11a / Channel 149 / 5745 MHz_Ant1

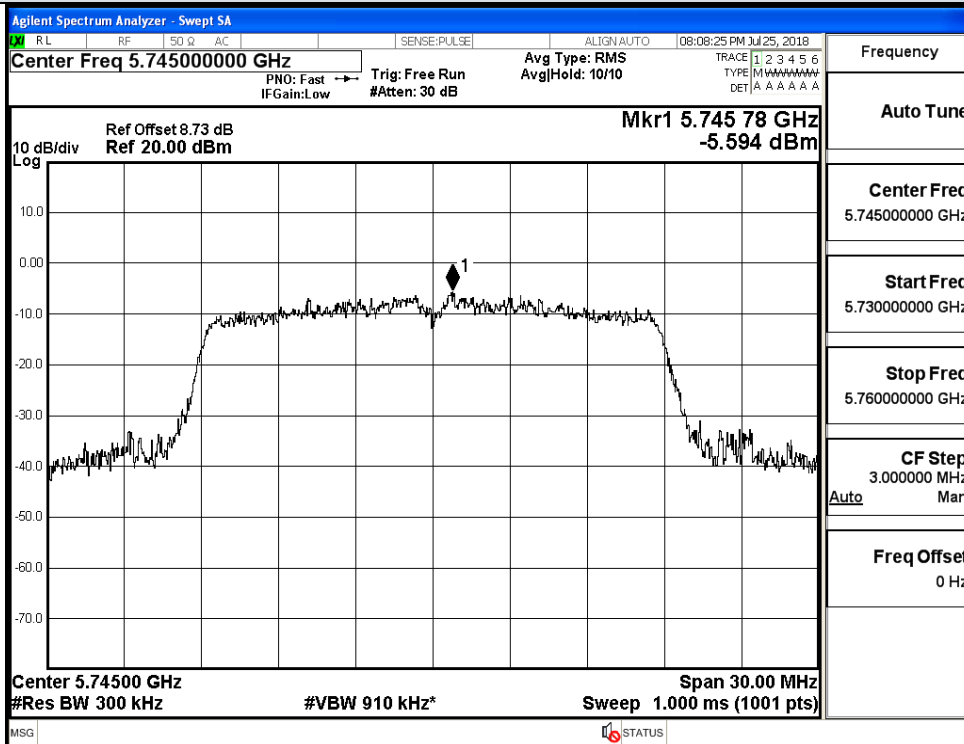


IEEE 802.11a / Channel 157 / 5785 MHz_Ant1

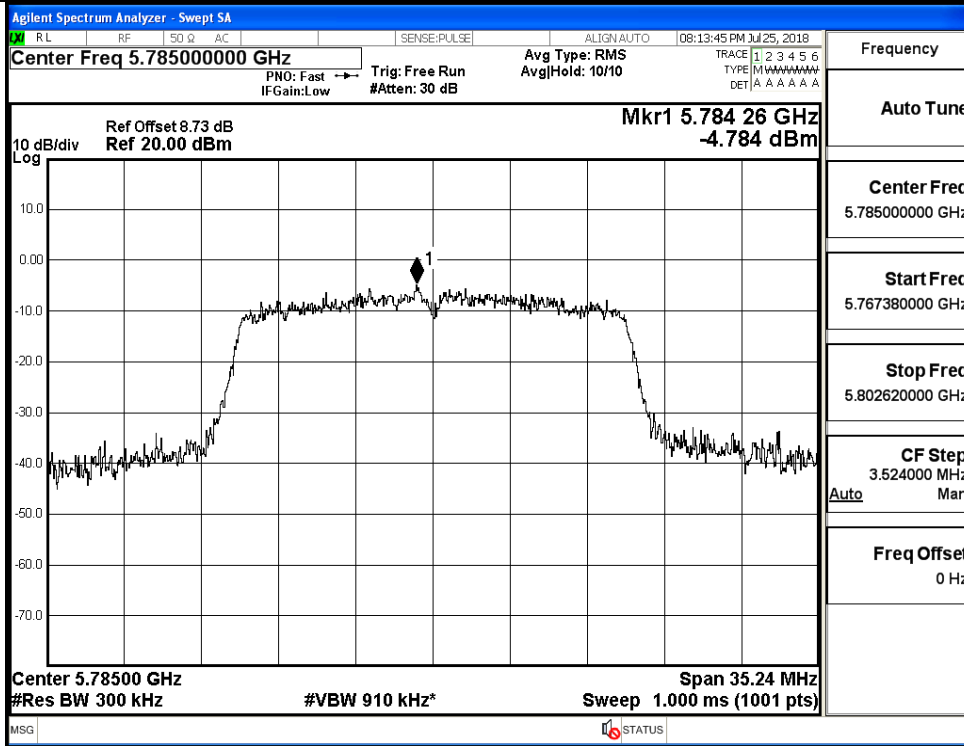


IEEE 802.11a / Channel 165 / 5825 MHz_Ant1

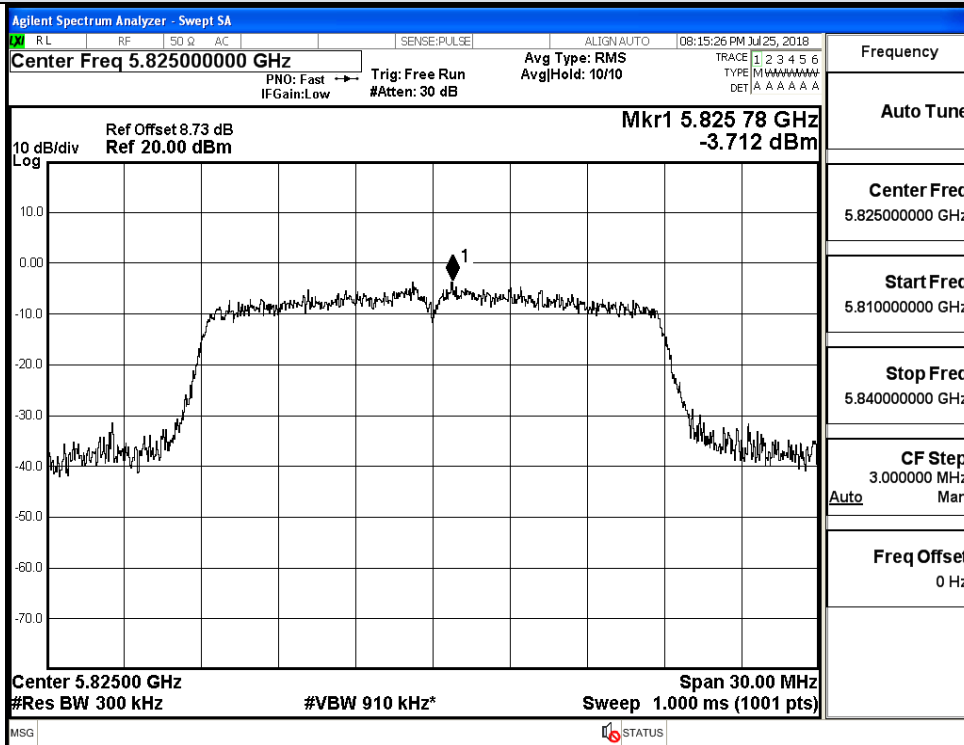
Power Spectral Density_Ant1



IEEE 802.11n HT20 / Channel 149 / 5745 MHz_Ant1

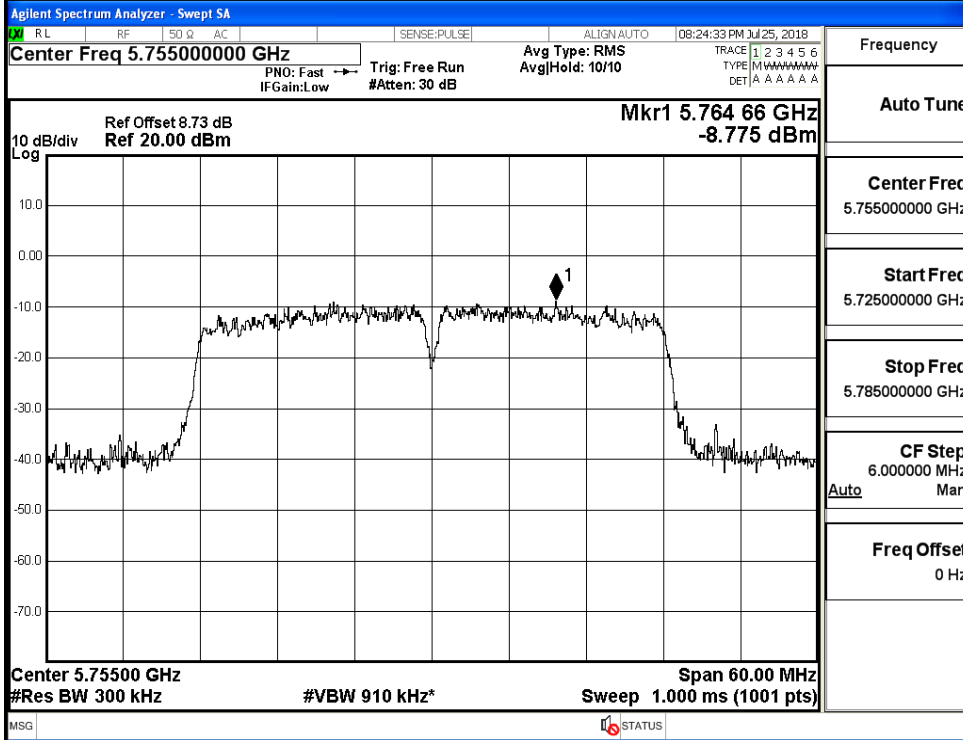


IEEE 802.11n HT20 / Channel 157 / 5785 MHz_Ant1

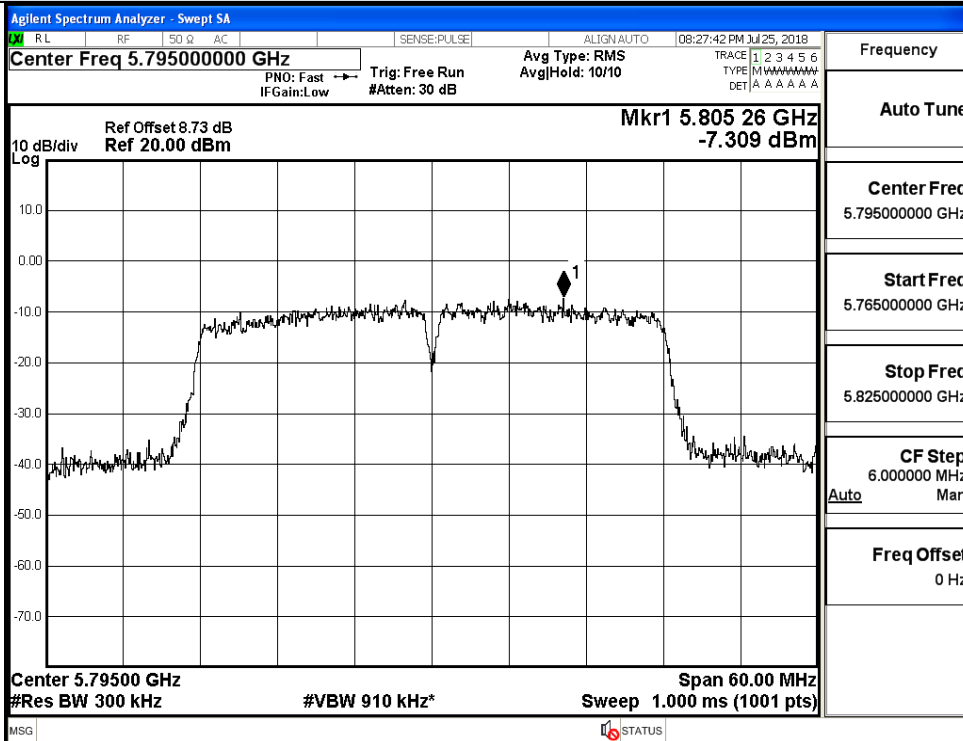


IEEE 802.11n HT20 / Channel 165 / 5825 MHz_Ant1

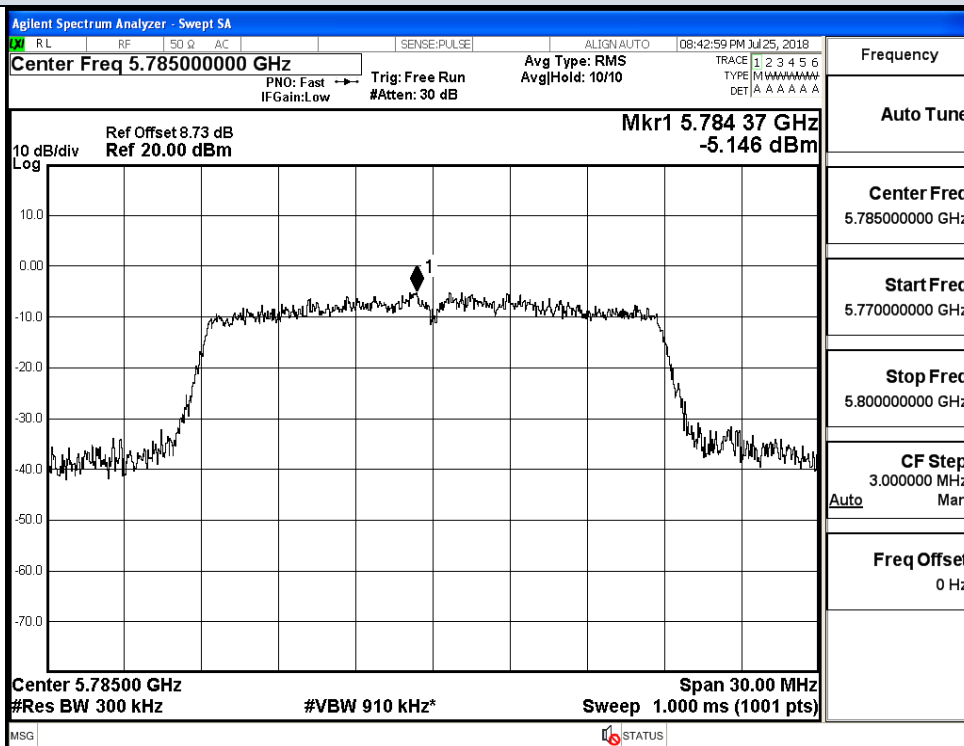
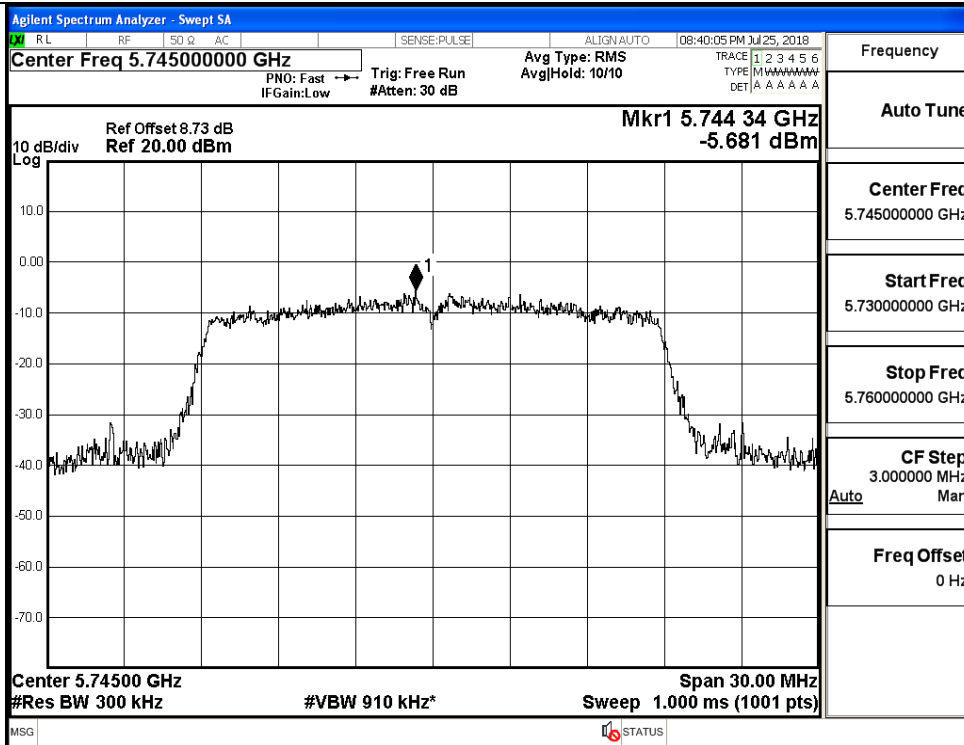
Power Spectral Density_Ant1

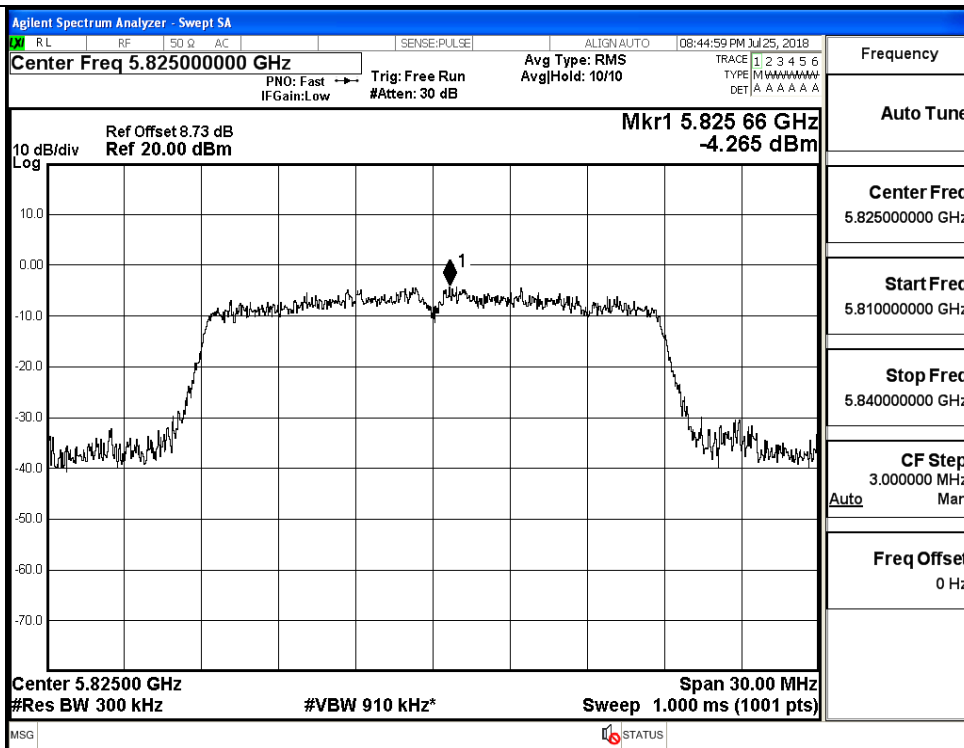


IEEE 802.11n HT40 / Channel 151 / 5755 MHz_Ant1

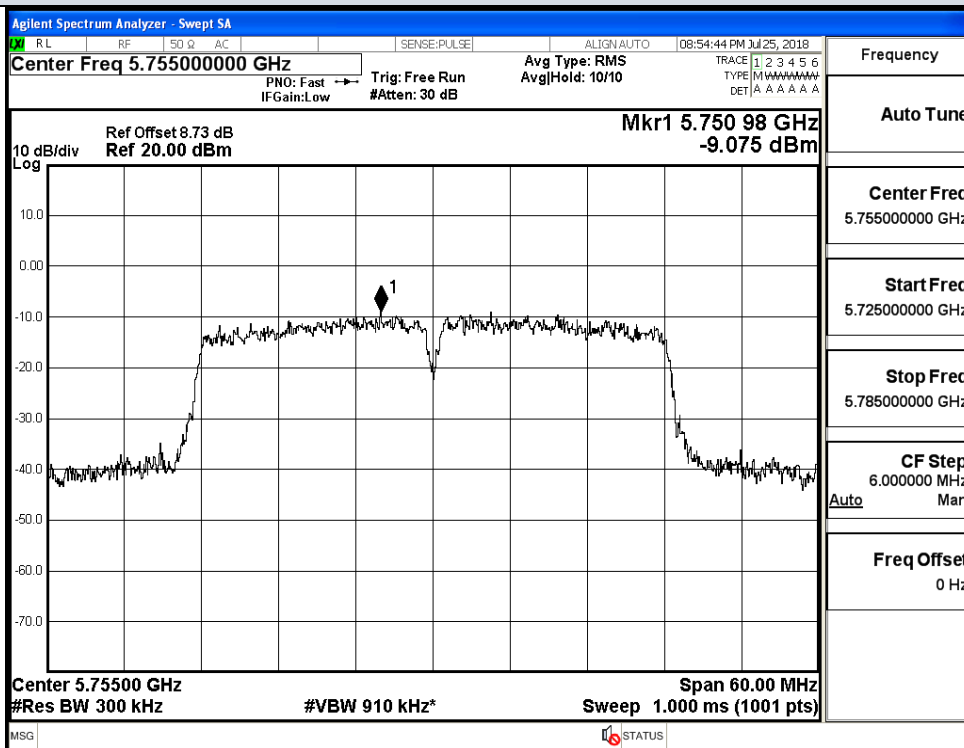


IEEE 802.11n HT40 / Channel 159 / 5795 MHz_Ant1

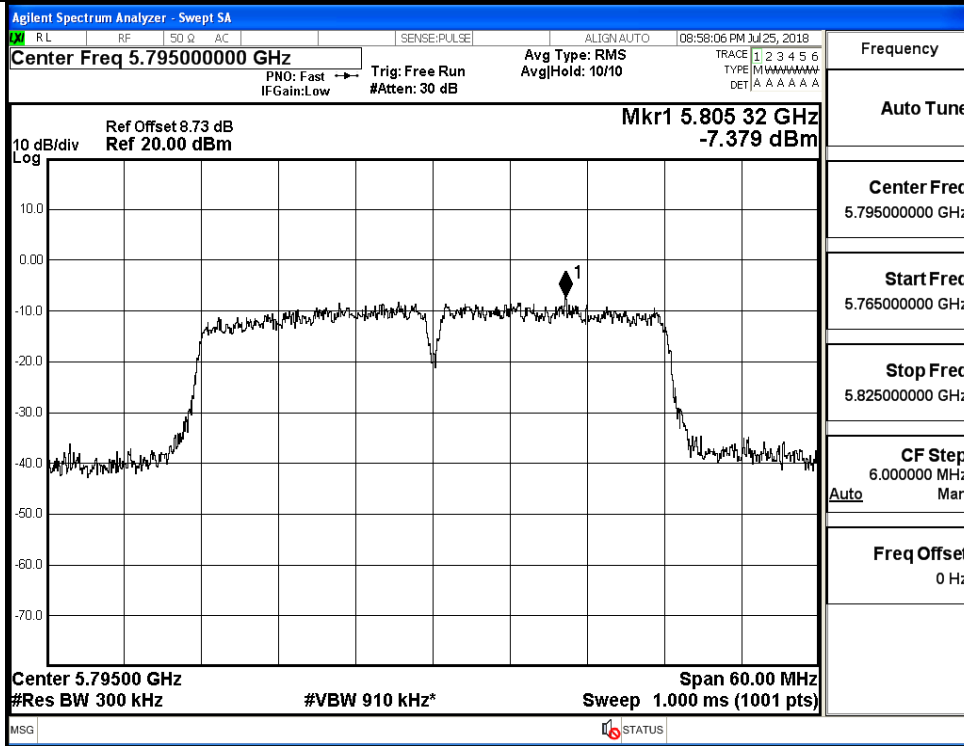




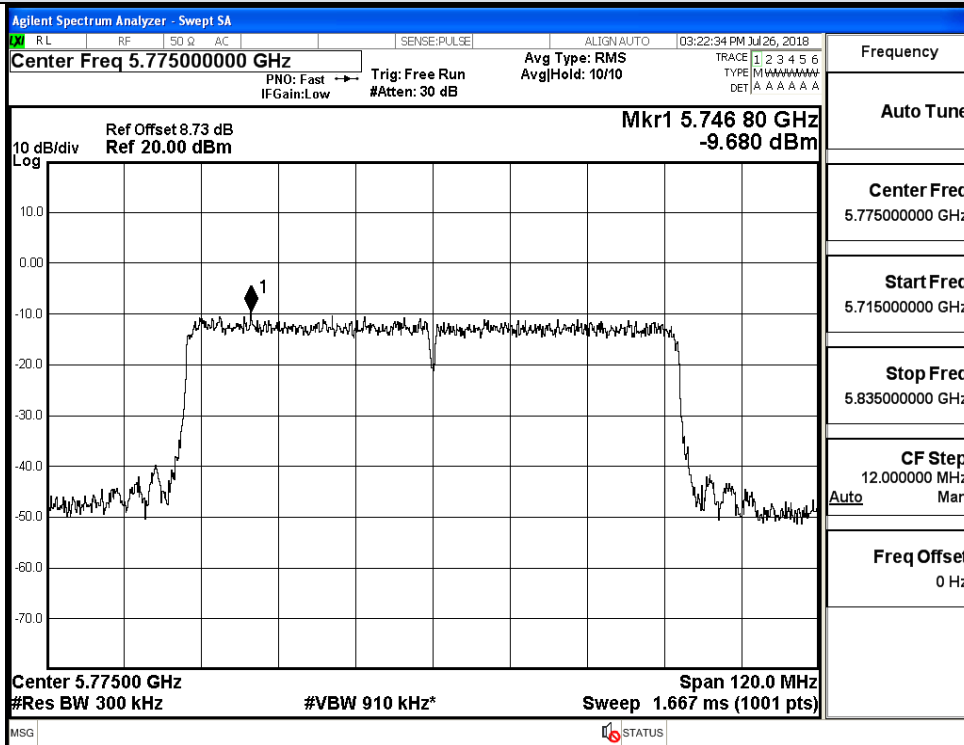
IEEE 802.11ac VHT20 / Channel 165 / 5825 MHz_Ant1



IEEE 802.11ac VHT40 / Channel 151 / 5755 MHz_Ant1



IEEE 802.11ac VHT40 / Channel 159 / 5795 MHz_Ant1



IEEE 802.11ac VHT80 / Channel 155/ 5775 MHz_Ant1

D.4 Emission Bandwidth

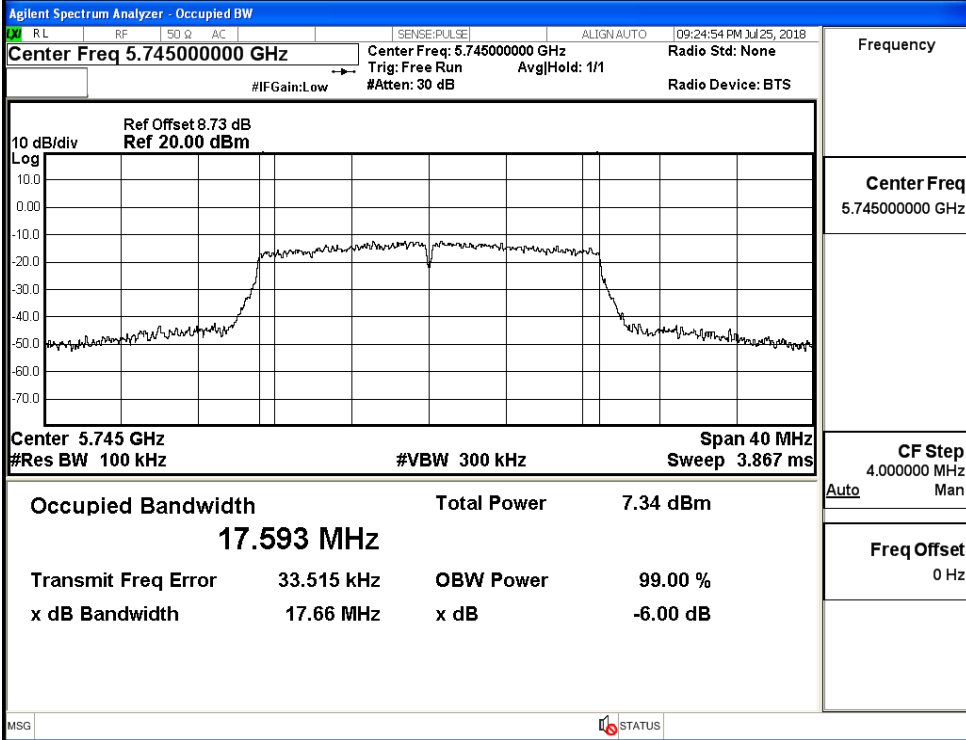
Antenna 0

Test Mode	Channel	Frequency (MHz)	6dB Bandwidth (MHz)	Limit (MHz)
11A	149	5745	17.66	≥0.5
	157	5785	17.64	
	165	5825	17.63	
11N20	149	5745	17.63	≥0.5
	157	5785	17.65	
	165	5825	17.64	
11N40	151	5755	36.41	≥0.5
	159	5795	36.36	
11AC20	149	5745	17.64	≥0.5
	157	5785	17.65	
	165	5825	17.63	
11AC40	151	5755	36.40	≥0.5
	159	5795	36.13	
11AC80	155	5775	76.47	≥0.5

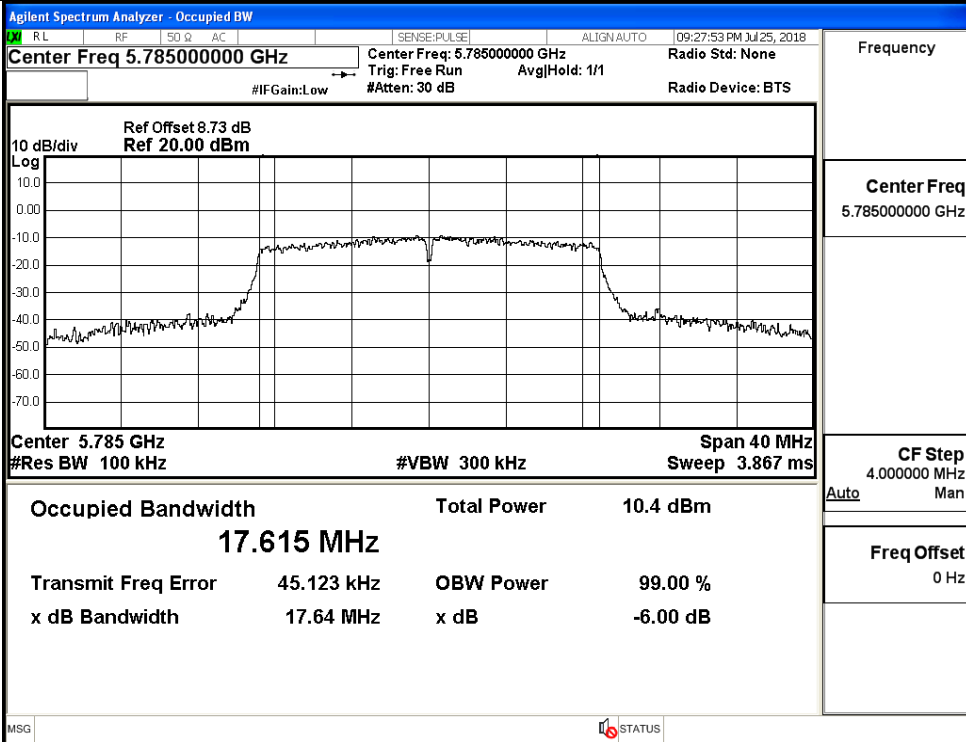
Antenna 1

Test Mode	Channel	Frequency (MHz)	6dB Bandwidth (MHz)	Limit (MHz)
11A	149	5745	17.65	≥0.5
	157	5785	17.61	
	165	5825	17.65	
11N20	149	5745	17.63	≥0.5
	157	5785	17.62	
	165	5825	17.63	
11N40	151	5755	36.41	≥0.5
	159	5795	36.34	
11AC20	149	5745	17.64	≥0.5
	157	5785	17.64	
	165	5825	17.64	
11AC40	151	5755	36.19	≥0.5
	159	5795	36.22	
11AC80	155	5775	76.40	≥0.5

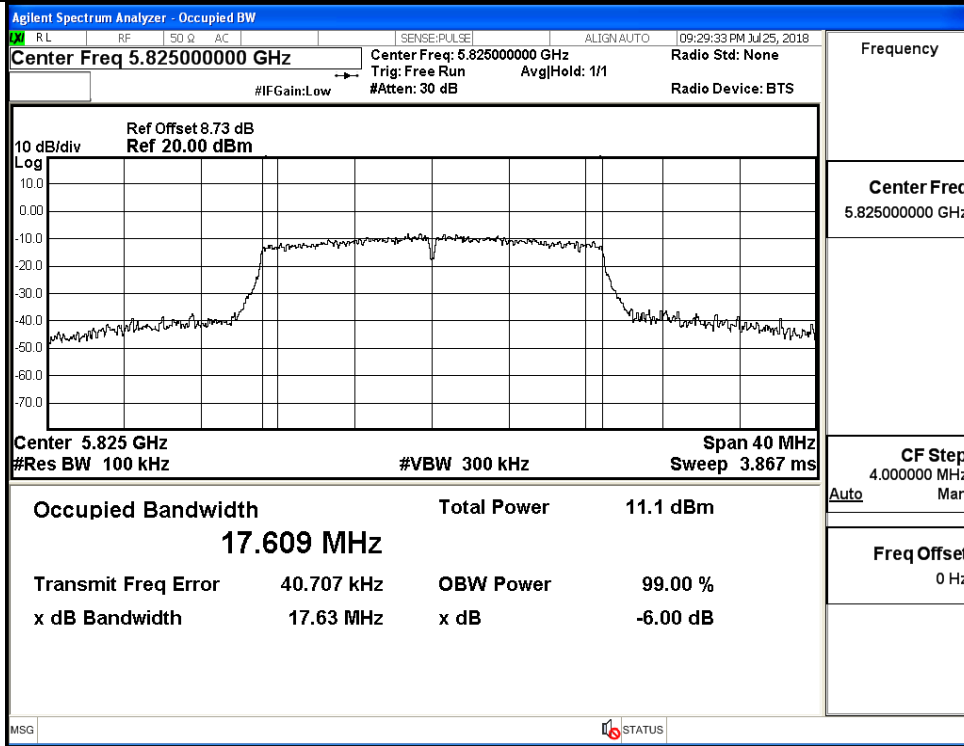
6dB Bandwidth_Ant0



IEEE 802.11a / Channel 149 / 5745 MHz_Ant0

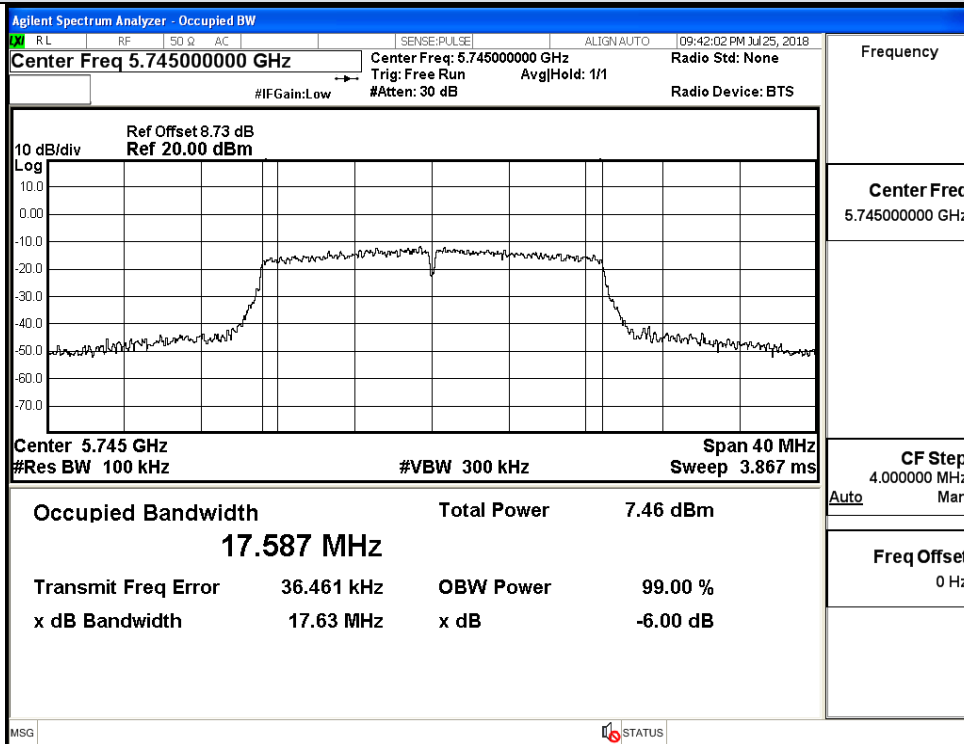


IEEE 802.11a / Channel 157 / 5785 MHz_Ant0

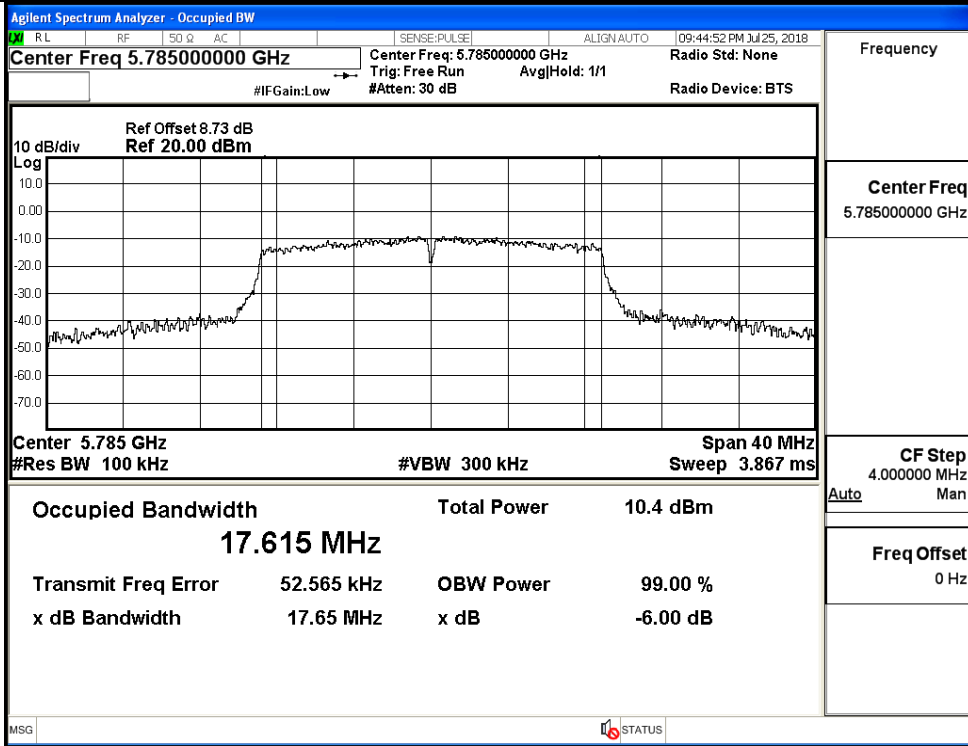


IEEE 802.11a / Channel 165 / 5825 MHz_Ant0

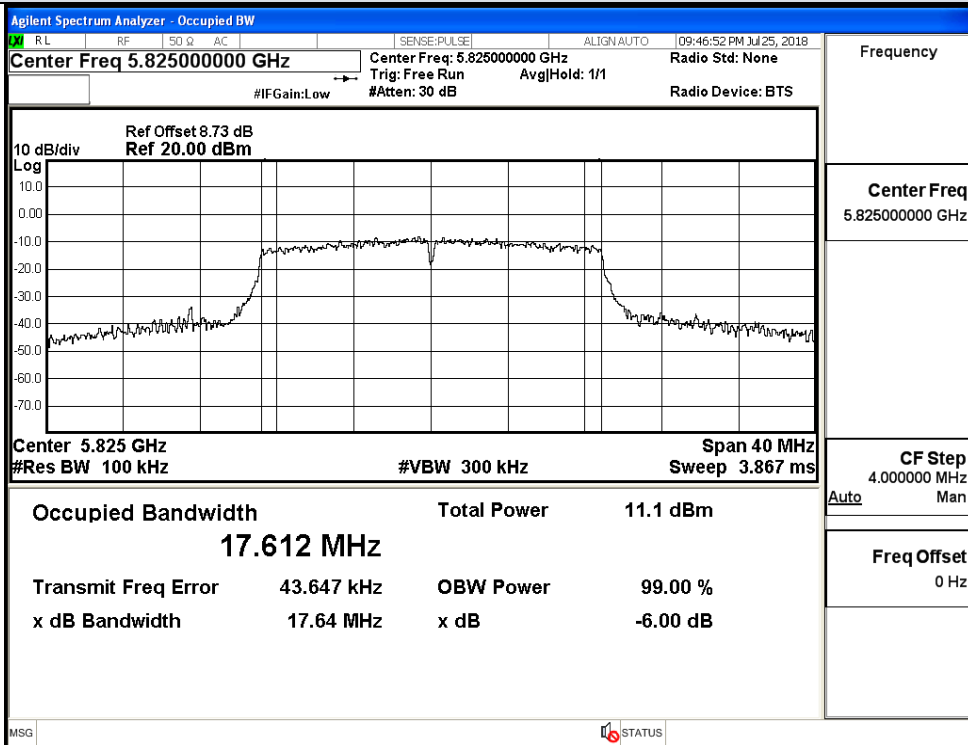
6dB Bandwidth_Ant0



IEEE 802.11n HT20 / Channel 149 / 5745 MHz_Ant0

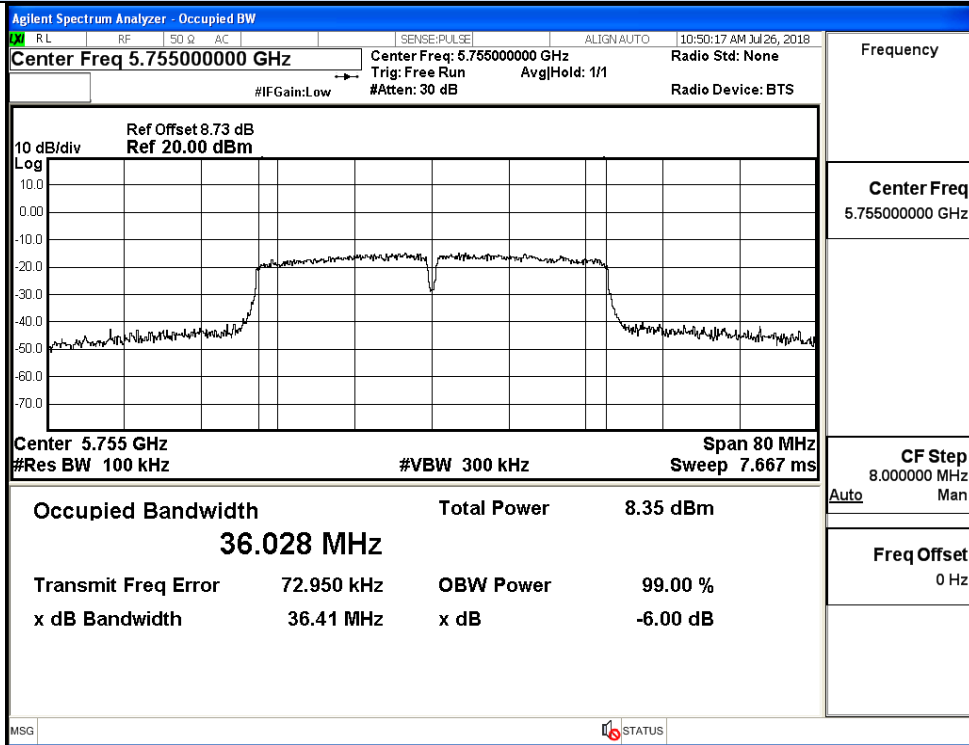


IEEE 802.11n HT20 / Channel 157 / 5785 MHz_Ant0

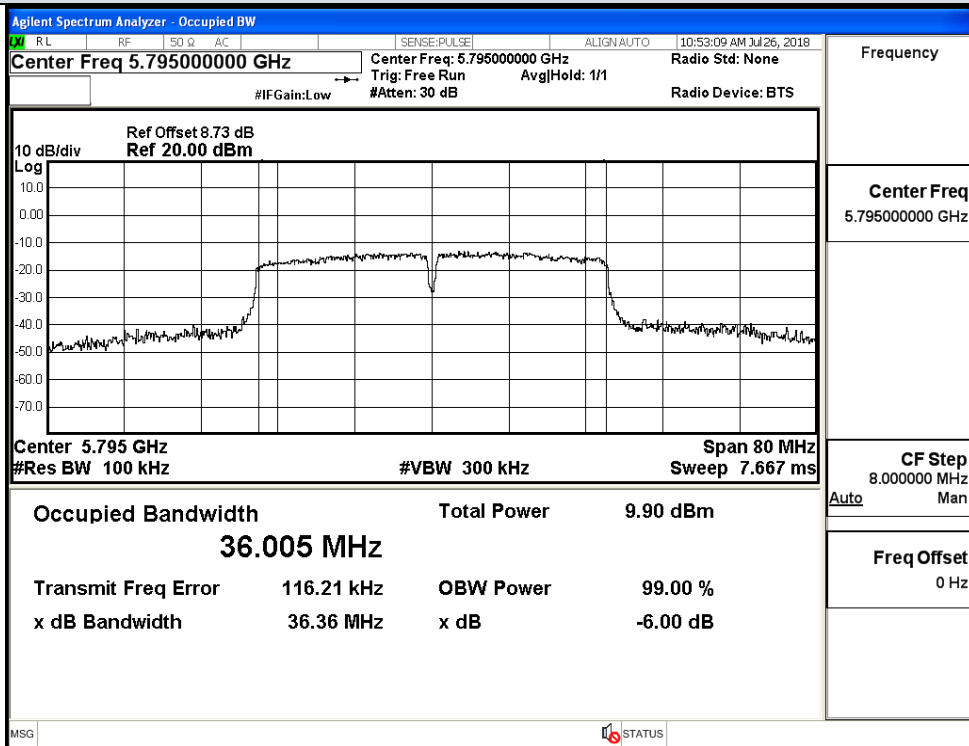


IEEE 802.11n HT20 / Channel 165 / 5825 MHz_Ant0

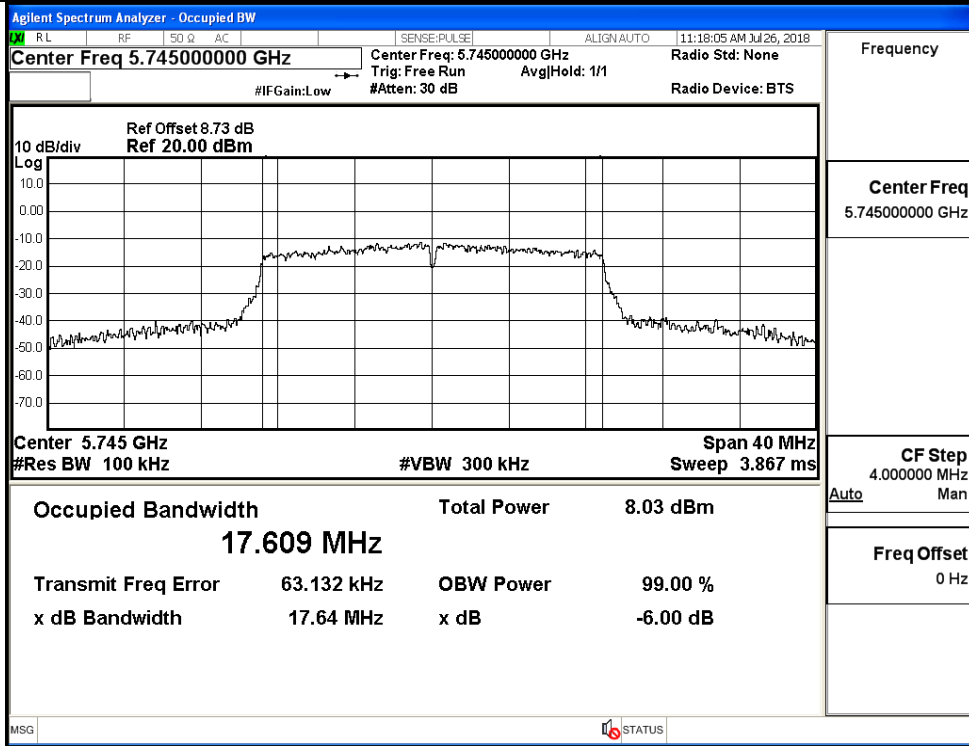
26dB Bandwidth_Ant0



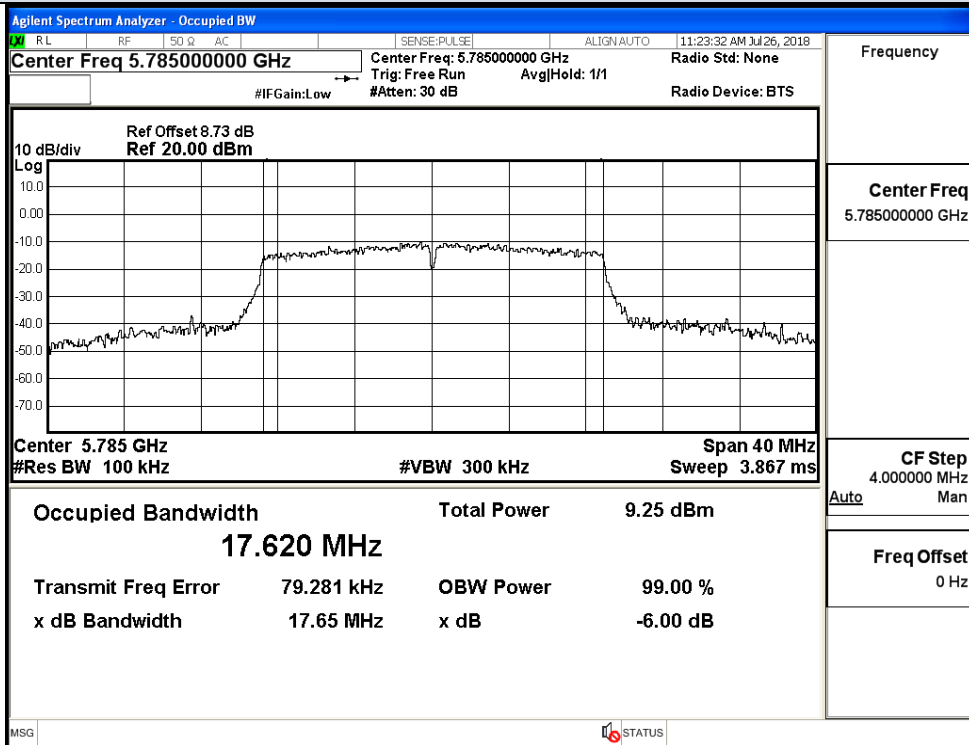
IEEE 802.11n HT40 / Channel 151 / 5755 MHz_Ant0



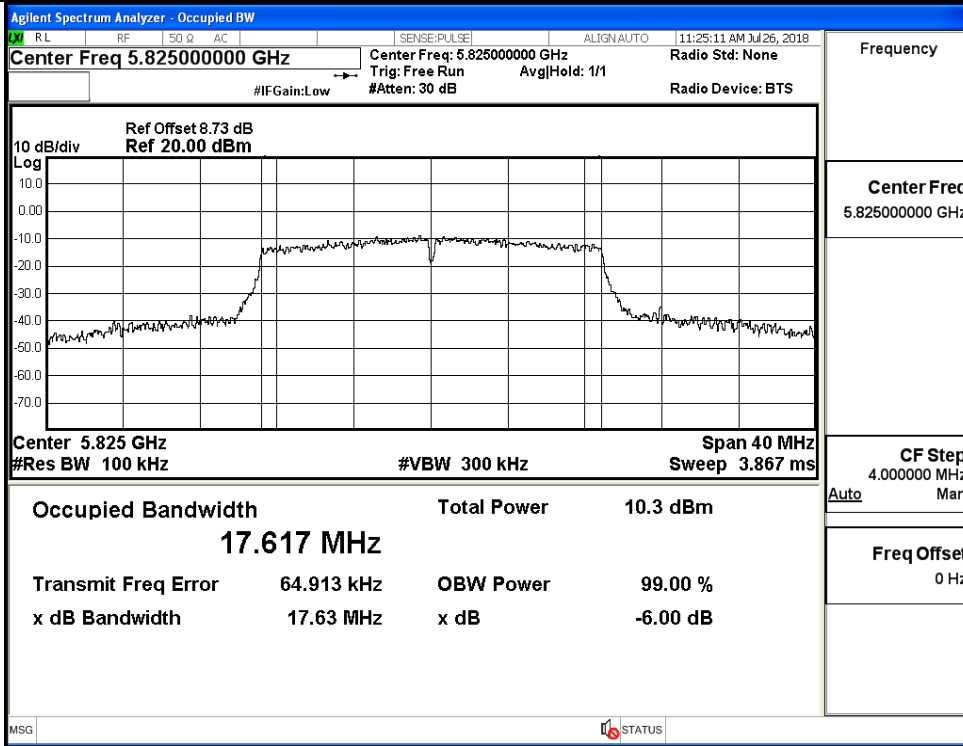
IEEE 802.11n HT40 / Channel 159 / 5795 MHz_Ant0



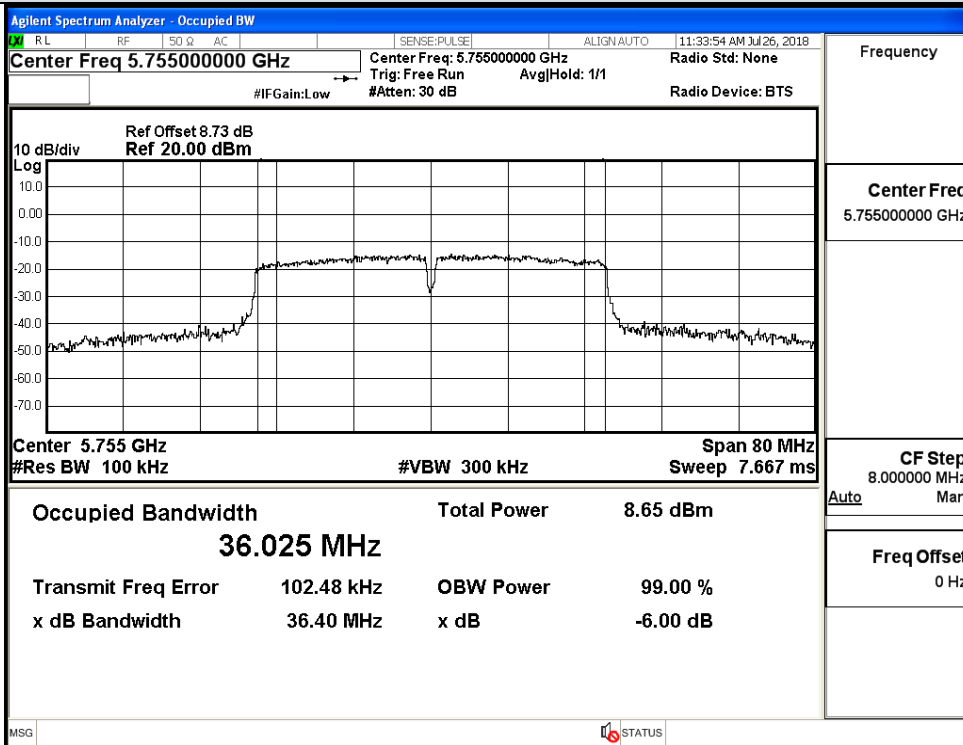
IEEE 802.11ac VHT20 / Channel 149 / 5745 VHTMHz_Ant0



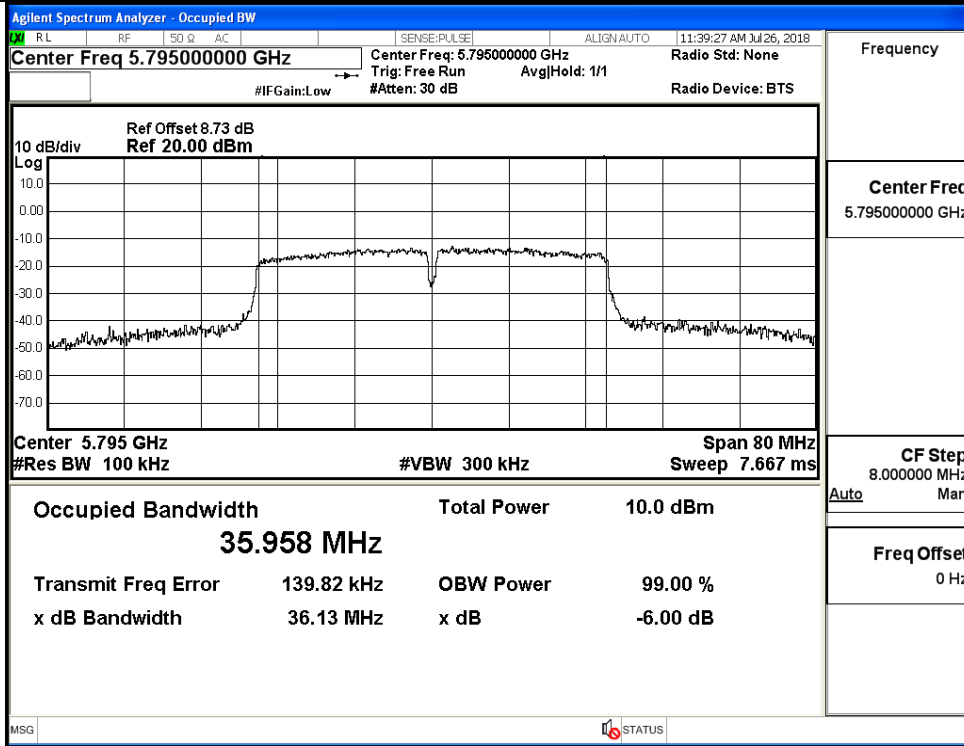
IEEE 802.11ac VHT20 / Channel 157/ 5785 MHz_Ant0



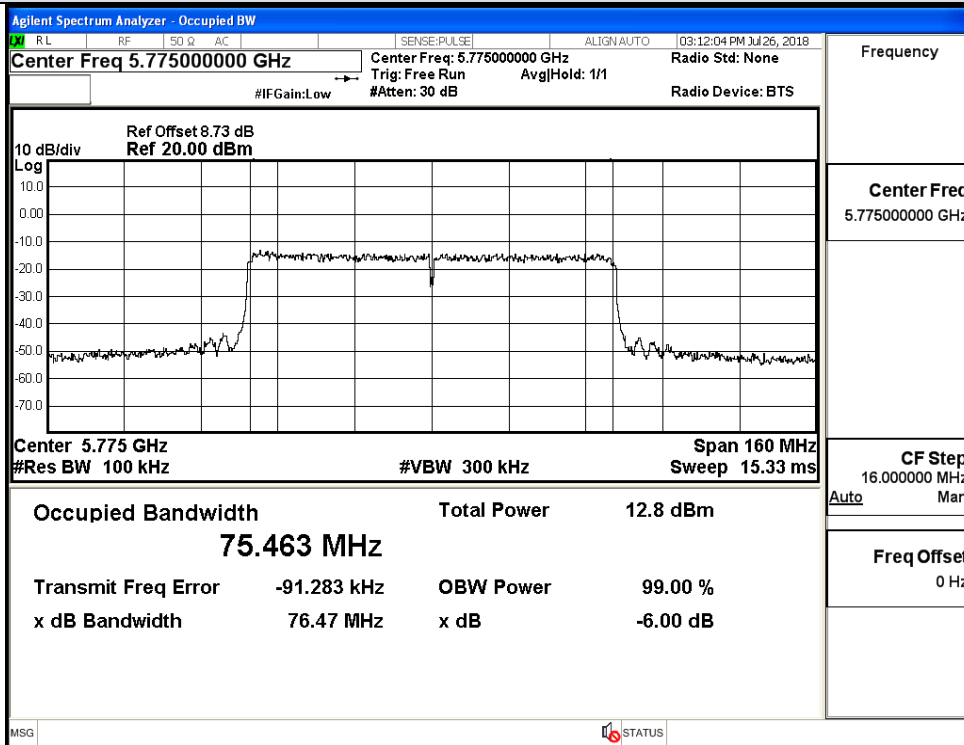
IEEE 802.11ac VHT20 / Channel 165 / 5825 MHz_Ant0



IEEE 802.11ac VHT40 / Channel 151 / 5755 MHz_Ant0

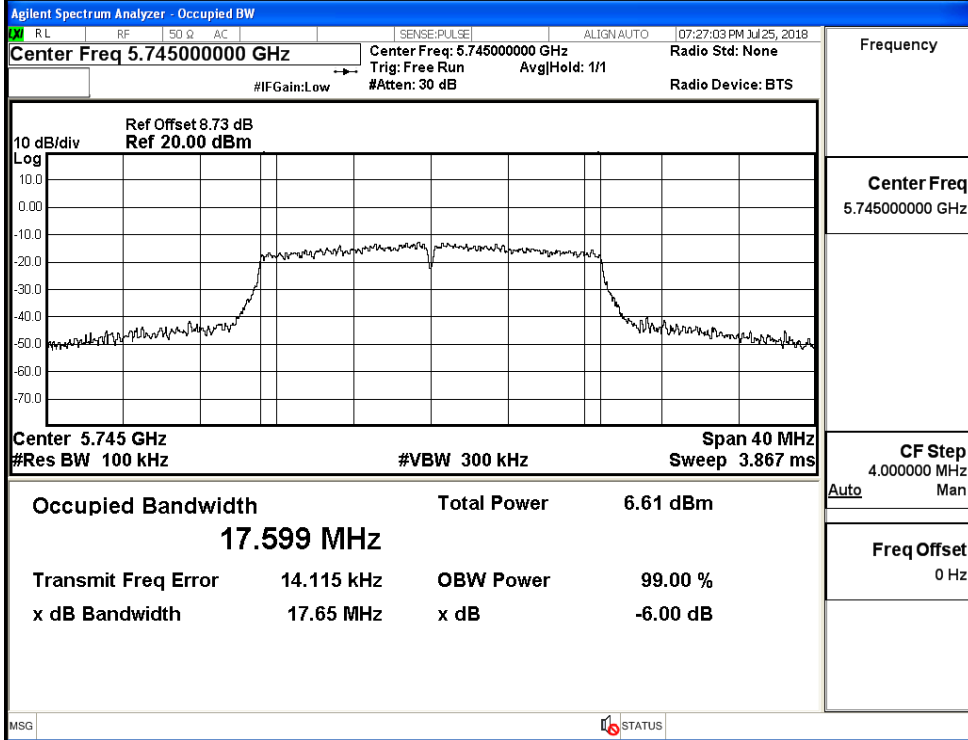


IEEE 802.11ac VHT40 / Channel 159 / 5795 MHz_Ant0

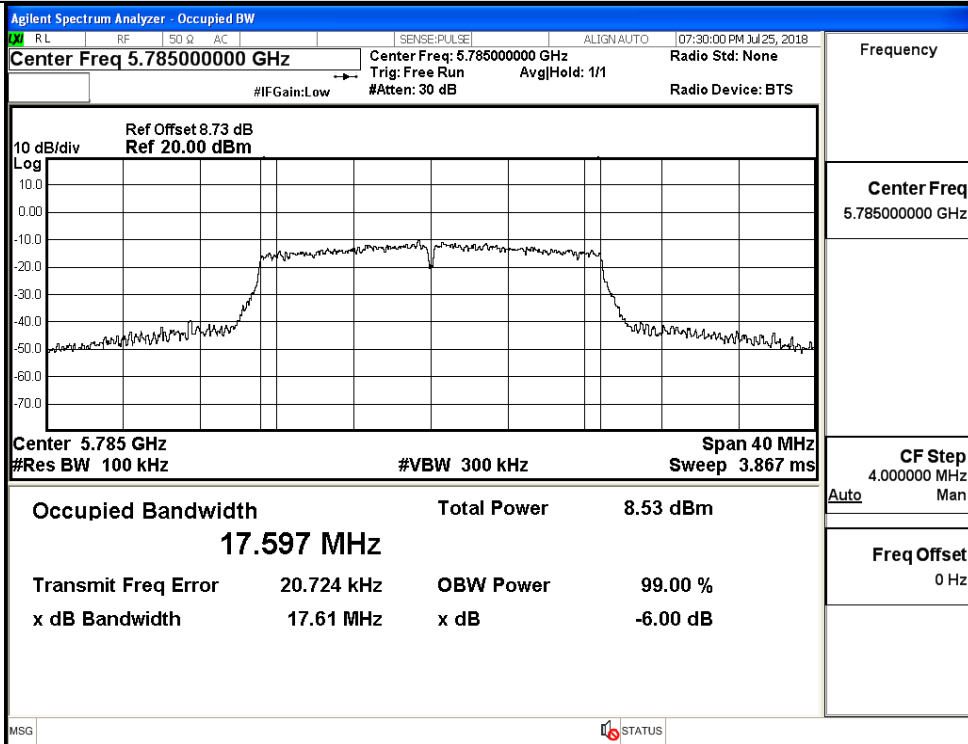


IEEE 802.11ac VHT80 / Channel 155 / 5775 MHz_Ant0

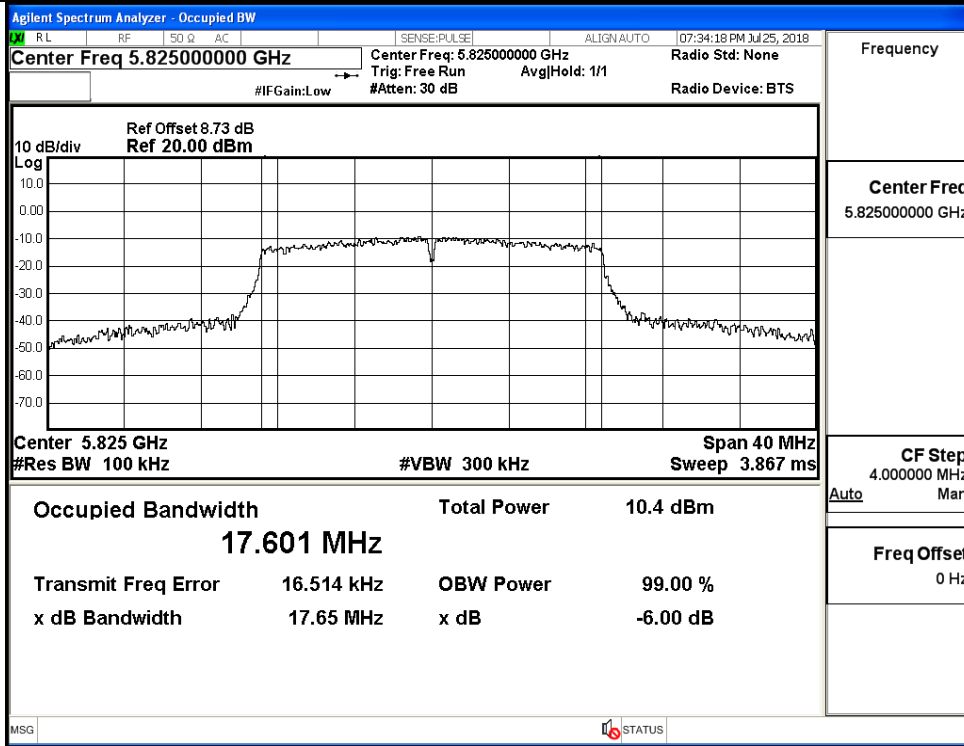
6dB Bandwidth_Ant1



IEEE 802.11a / Channel 149 / 5745 MHz_Ant1

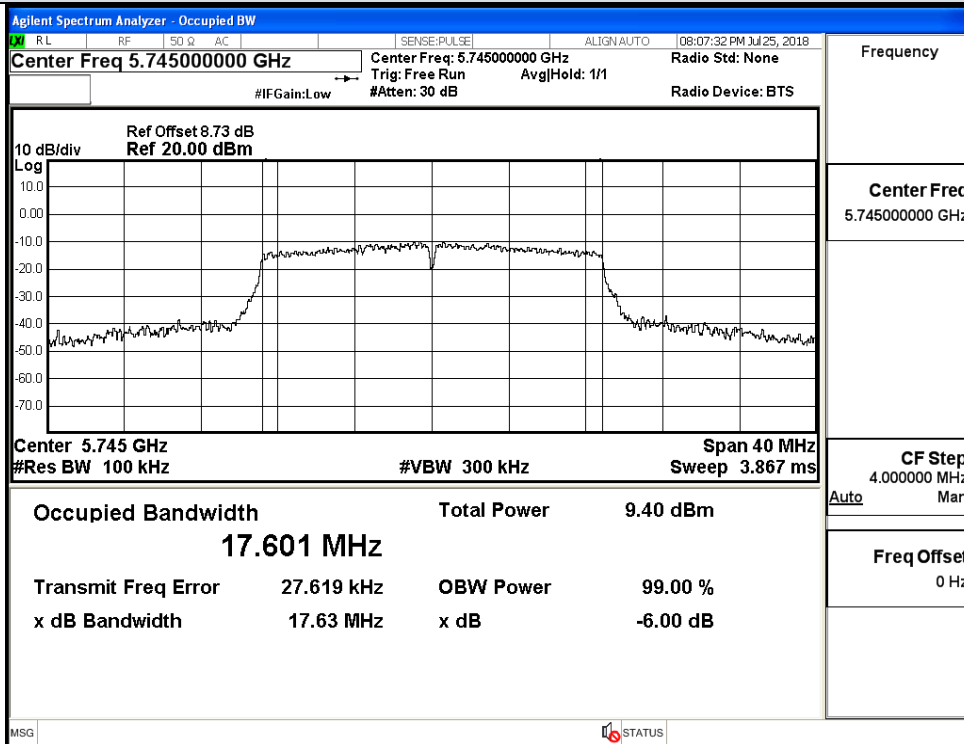


IEEE 802.11a / Channel 157 / 5785 MHz_Ant1

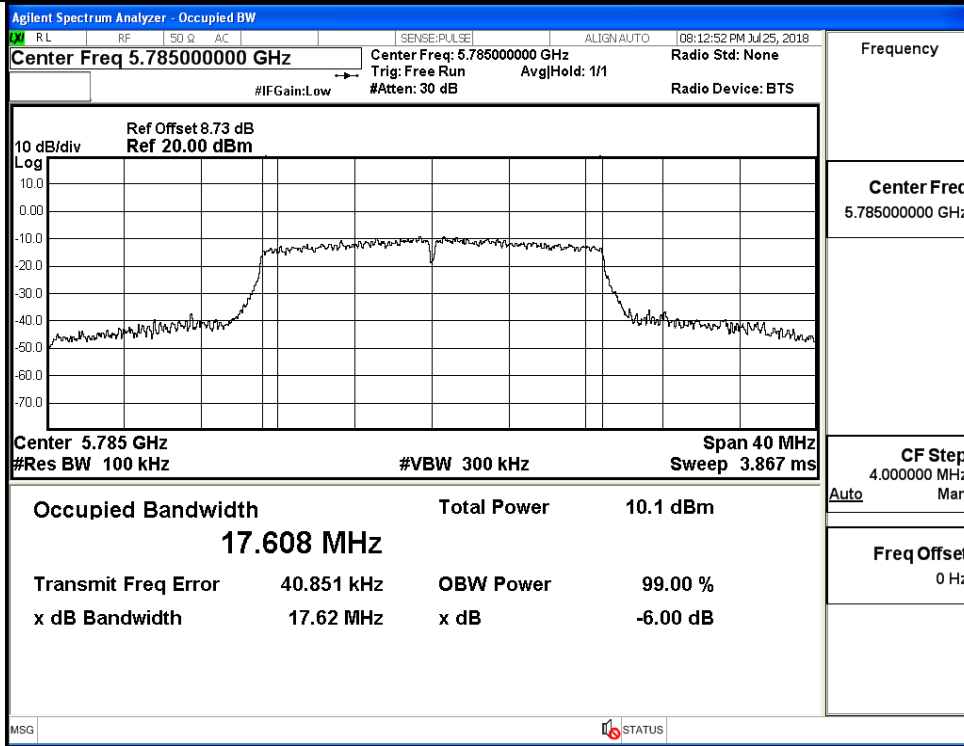


IEEE 802.11a / Channel 165 / 5825 MHz_Ant1

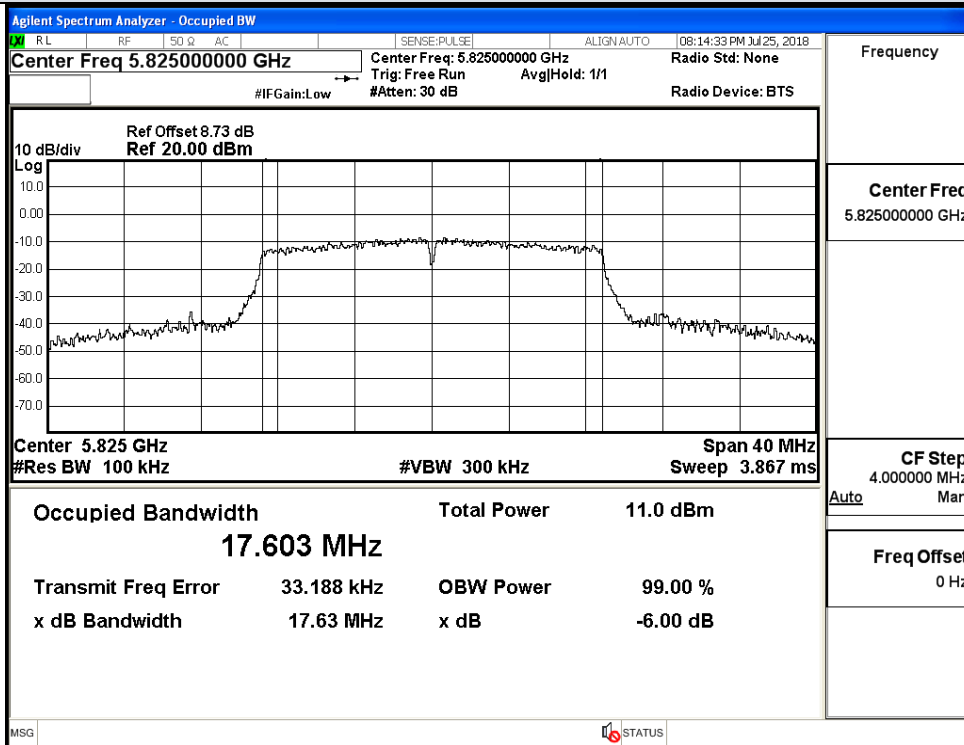
6dB Bandwidth_Ant1



IEEE 802.11n HT20 / Channel 149 / 5745 MHz_Ant1

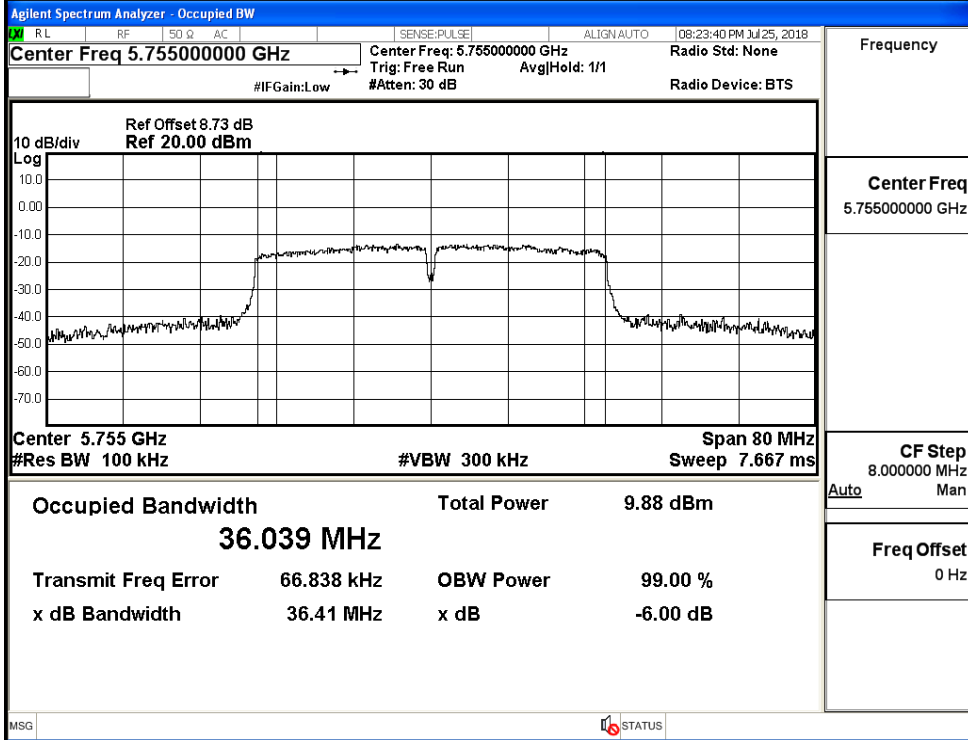


IEEE 802.11n HT20 / Channel 157 / 5785 MHz_Ant1

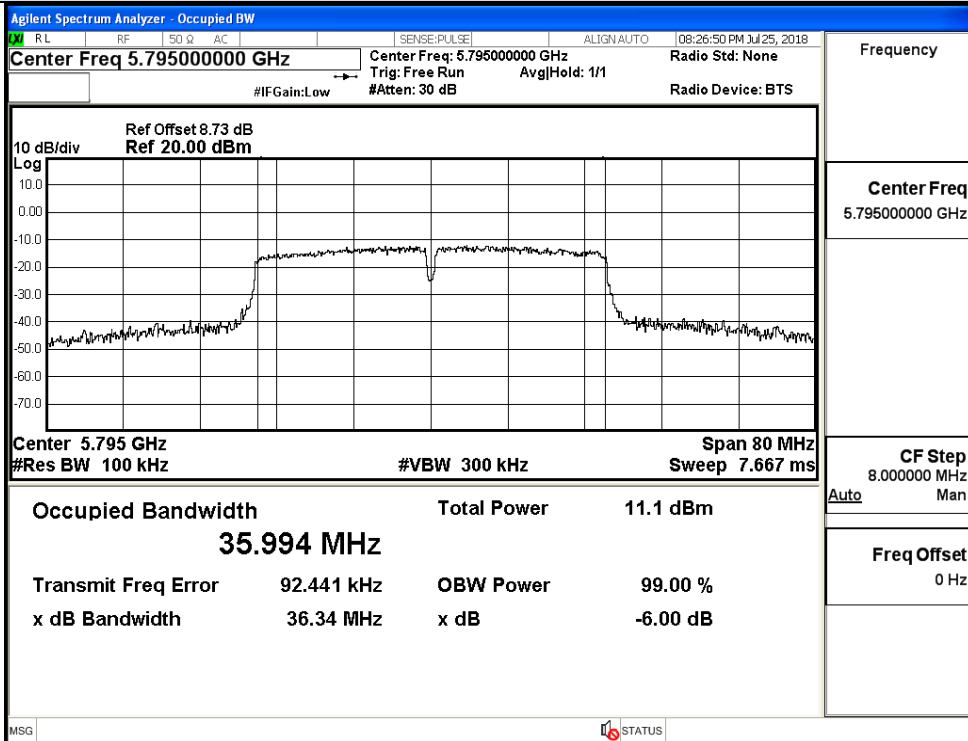


IEEE 802.11n HT20 / Channel 165 / 5825 MHz_Ant1

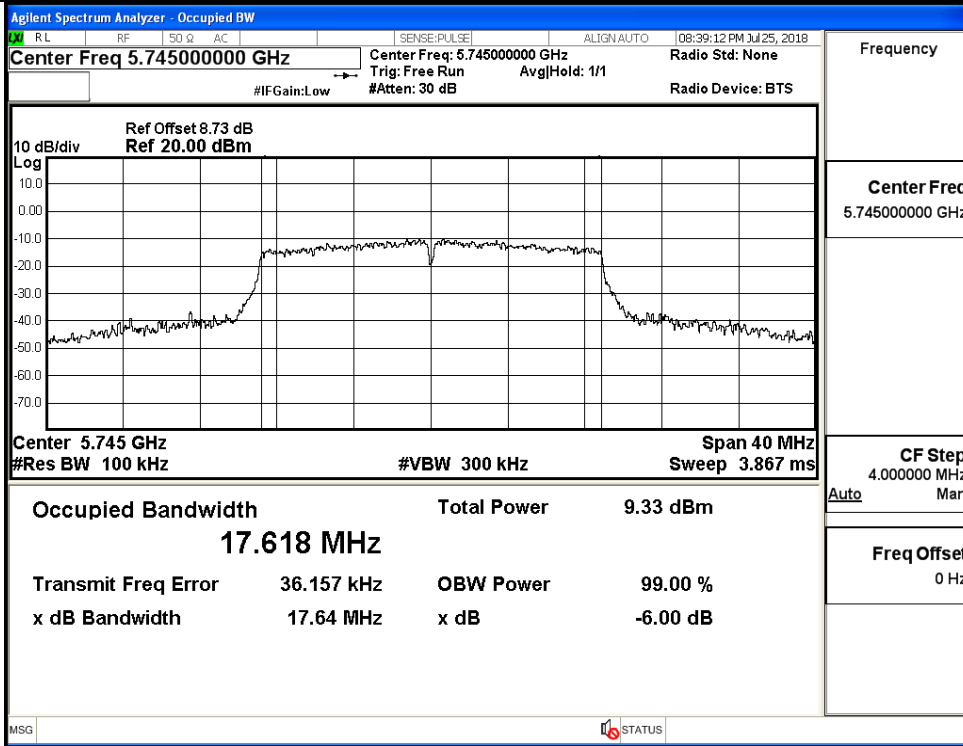
6dB Bandwidth_Ant1



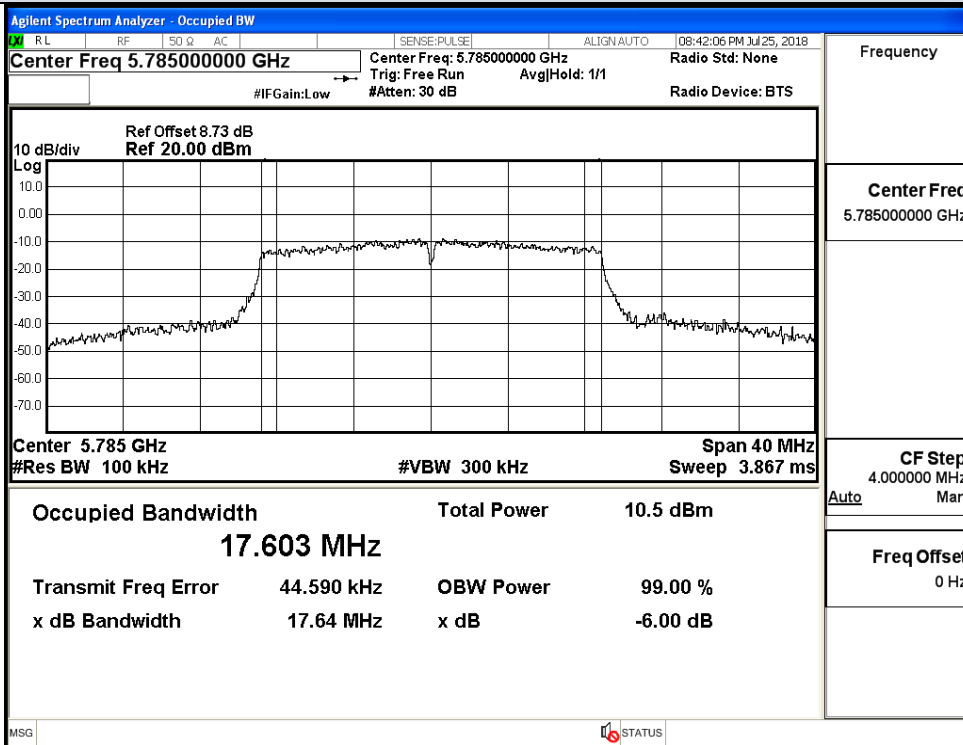
IEEE 802.11n HT40 / Channel 151 / 5755 MHz_Ant1



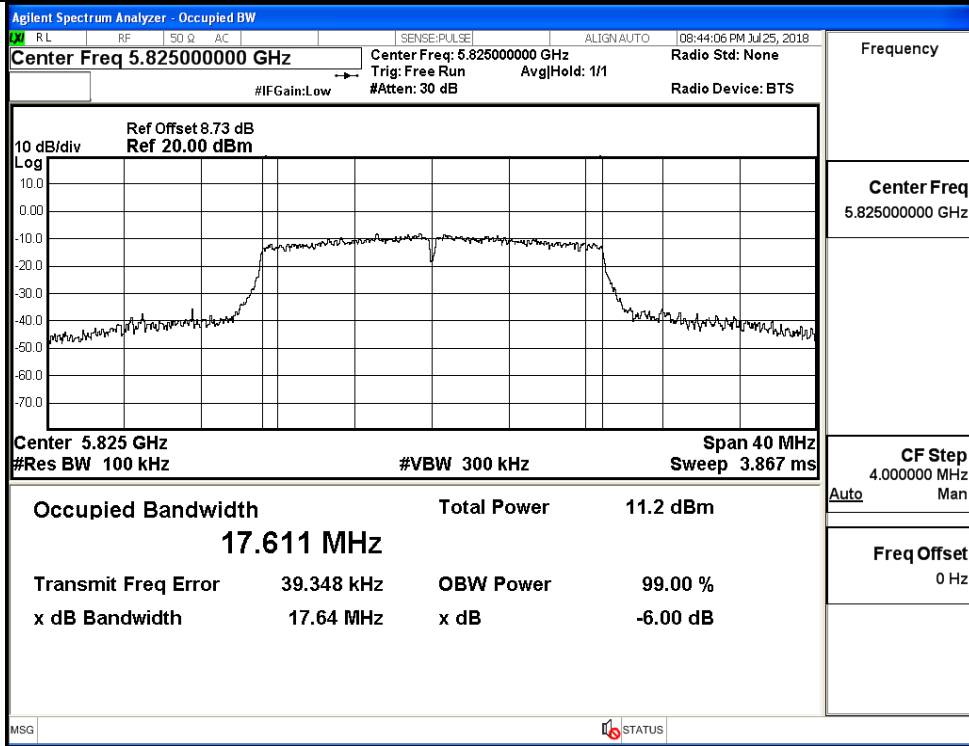
IEEE 802.11n HT40 / Channel 159 / 5795 MHz_Ant1



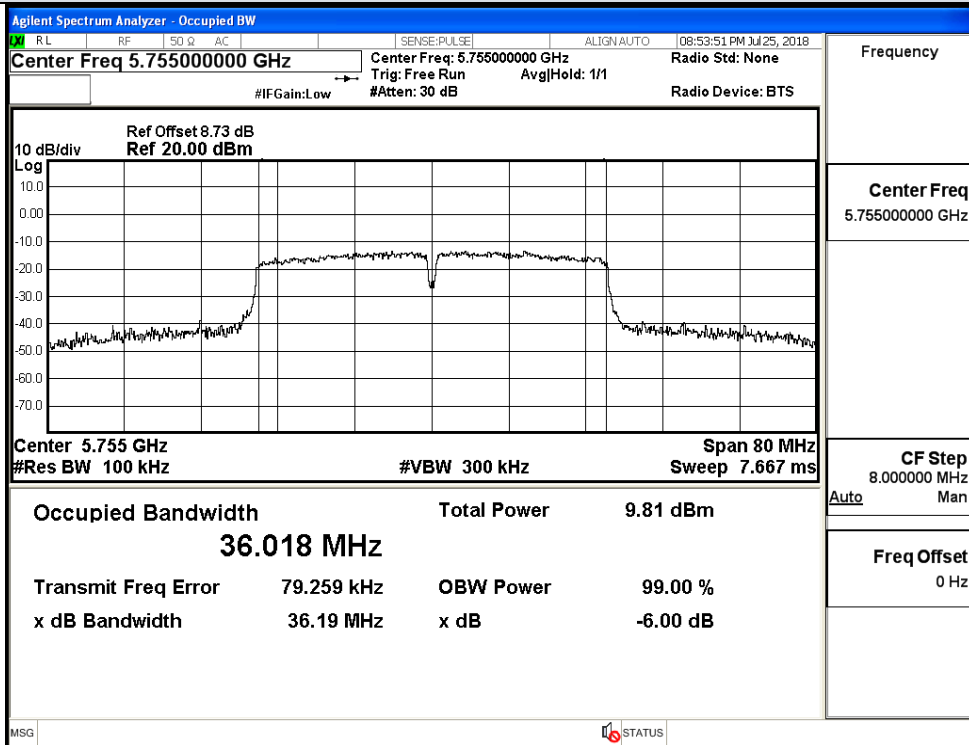
IEEE 802.11ac VHT20 / Channel 149 / 5745 MHz_Ant1



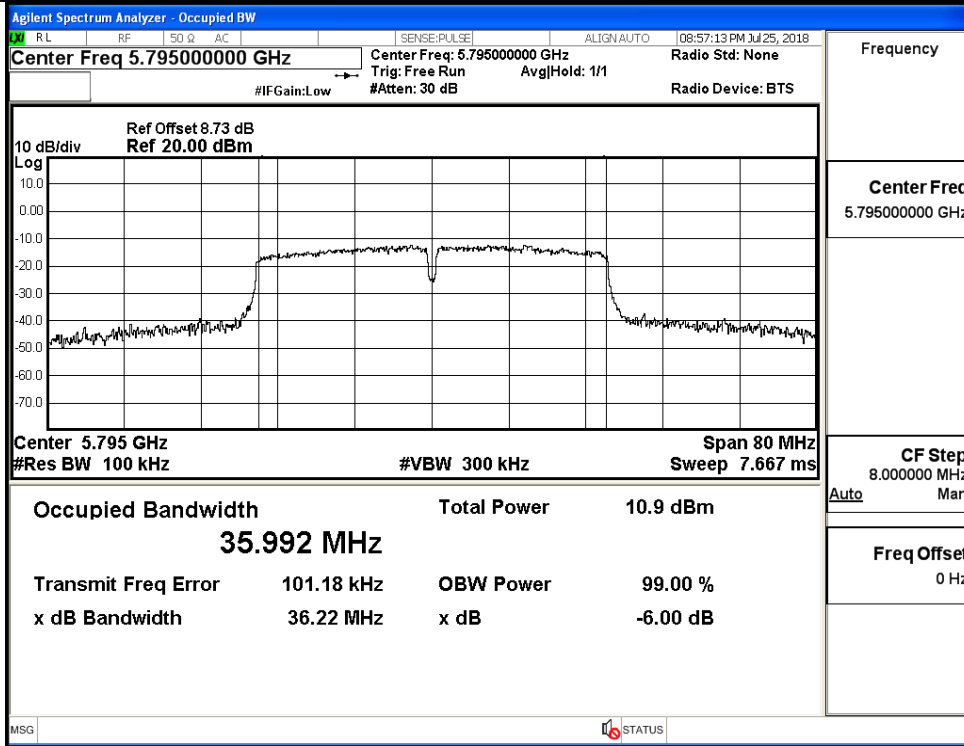
IEEE 802.11ac VHT20 / Channel 157/ 5785 MHz_Ant1



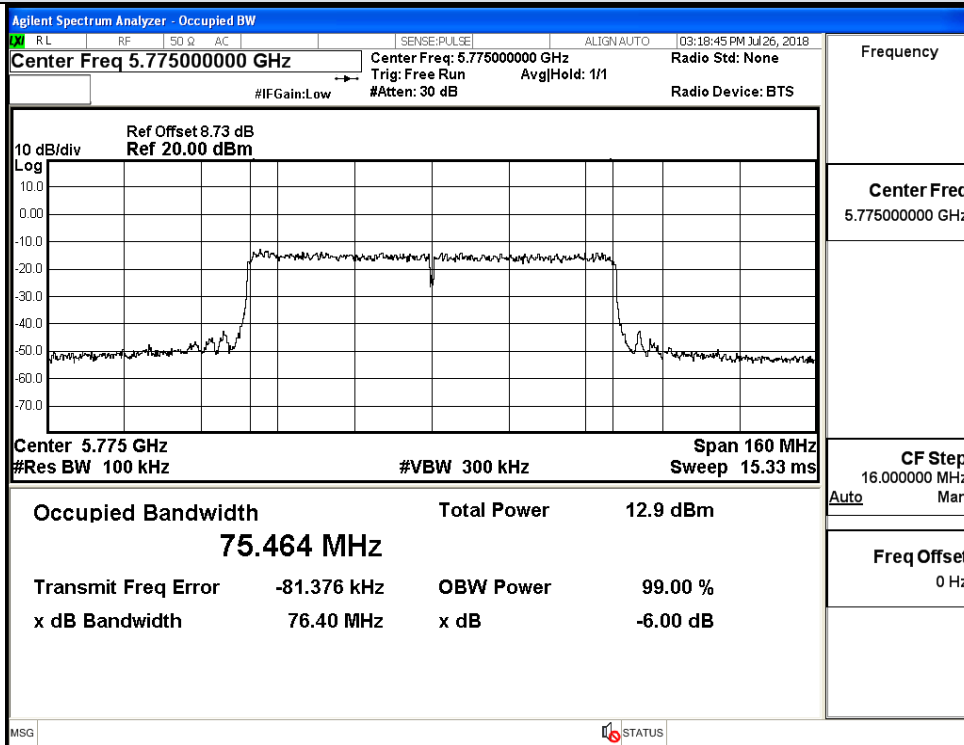
IEEE 802.11ac VHT20 / Channel 165 / 5825 MHz_Ant1



IEEE 802.11ac VHT40 / Channel 151 / 5755 MHz_Ant1



IEEE 802.11ac VHT40 / Channel 159 / 5795 MHz_Ant1



IEEE 802.11ac VHT80 / Channel 155 / 5775 MHz_Ant1

D.5 Undesirable Emissions Measurement

Antenna 0

Test Mode	Channel	Frequency (MHz)	Conducted Power (dBm)	Antenna Gain (dBi)	EIRP (dBm/MHz)	Detector	Limit (dBm/MHz)
11A	149	5650.0	-49.914	2.500	-47.414	Peak	-27.0
		5700.0	-49.799	2.500	-47.299	Peak	10.0
		5720.0	-43.882	2.500	-41.382	Peak	15.6
		5725.0	-37.335	2.500	-34.835	Peak	27.0
	165	5850.0	-34.168	2.500	-31.668	Peak	27.0
		5855.0	-37.448	2.500	-34.948	Peak	15.6
		5875.0	-45.567	2.500	-43.067	Peak	10.0
		5925.0	-49.305	2.500	-46.805	Peak	-27.0
11N20 SISO	149	5650.0	-50.389	2.500	-47.889	Peak	-27.0
		5700.0	-48.618	2.500	-46.118	Peak	10.0
		5720.0	-44.996	2.500	-42.496	Peak	15.6
		5725.0	-36.895	2.500	-34.395	Peak	27.0
	165	5850.0	-32.229	3.000	-29.229	Peak	27.0
		5855.0	-36.589	2.500	-34.089	Peak	15.6
		5875.0	-45.529	2.500	-43.029	Peak	10.0
		5925.0	-48.650	2.500	-46.150	Peak	-27.0
11N40 SISO	151	5650.0	-50.009	2.500	-47.509	Peak	-27.0
		5700.0	-45.283	2.500	-42.783	Peak	10.0
		5720.0	-36.176	2.500	-33.676	Peak	15.6
		5725.0	-32.043	2.500	-29.543	Peak	27.0
	159	5850.0	-38.835	2.500	-36.335	Peak	27.0
		5855.0	-40.641	2.500	-38.141	Peak	15.6
		5875.0	-44.164	2.500	-41.664	Peak	10.0
		5925.0	-48.894	2.500	-46.394	Peak	-27.0
11AC20 SISO	149	5650.0	-49.596	2.500	-47.096	Peak	-27.0
		5700.0	-48.238	2.500	-45.738	Peak	10.0
		5720.0	-38.672	2.500	-36.172	Peak	15.6
		5725.0	-31.262	2.500	-28.762	Peak	27.0
	165	5850.0	-32.631	2.500	-30.131	Peak	27.0
		5855.0	-36.281	2.500	-33.781	Peak	15.6
		5875.0	-46.371	2.500	-43.871	Peak	10.0
		5925.0	-48.430	2.500	-45.930	Peak	-27.0
11AC40 SISO	151	5650.0	-48.745	2.500	-46.245	Peak	-27.0
		5700.0	-45.116	2.500	-42.616	Peak	10.0
		5720.0	-33.150	2.500	-30.650	Peak	15.6
		5725.0	-30.886	2.500	-28.386	Peak	27.0
	159	5850.0	-39.399	2.500	-36.899	Peak	27.0
		5855.0	-41.687	2.500	-39.187	Peak	15.6
		5875.0	-41.238	2.500	-38.738	Peak	10.0
		5925.0	-48.514	2.500	-46.014	Peak	-27.0
11AC80 SISO	155	5725.0	-50.204	2.500	-47.704	Peak	-27.0
		5720.0	-46.961	2.500	-44.461	Peak	10.0
		5700.0	-42.708	2.500	-40.208	Peak	15.6
		5650.0	-39.583	2.500	-37.083	Peak	27.0
		5850.0	-47.395	2.500	-44.895	Peak	27.0

		5855.0	-48.102	2.500	-45.602	Peak	15.6
		5875.0	-49.021	2.500	-46.521	Peak	10.0
		5925.0	-49.877	2.500	-47.377	Peak	-27.0

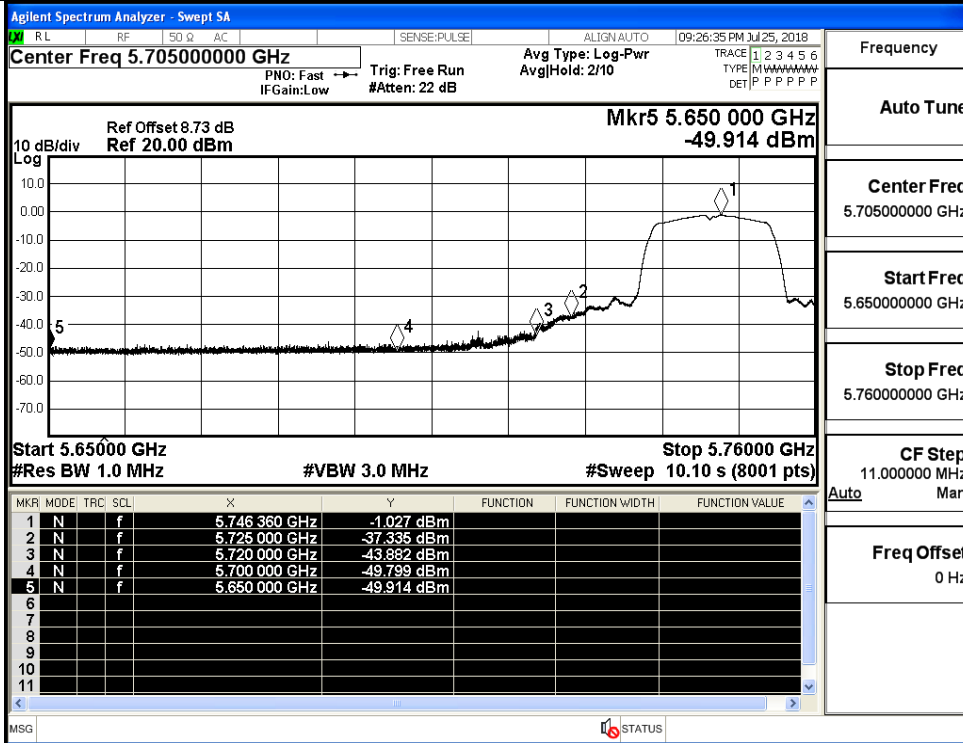
Antenna 1

Test Mode	Channel	Frequency (MHz)	Conducted Power (dBm)	Antenna Gain (dBi)	EIRP (dBm/MHz)	Detector	Limit (dBm/MHz)
11A	149	5650.0	-49.542	2.500	-47.042	Peak	-27.0
		5700.0	-49.056	2.500	-46.556	Peak	10.0
		5720.0	-42.414	2.500	-39.914	Peak	15.6
		5725.0	-37.177	2.500	-34.677	Peak	27.0
	165	5850.0	-35.973	2.500	-33.473	Peak	27.0
		5855.0	-40.205	2.500	-37.705	Peak	15.6
		5875.0	-45.886	2.500	-43.386	Peak	10.0
		5925.0	-48.477	2.500	-45.977	Peak	-27.0
11N20 SISO	149	5650.0	-50.160	2.500	-47.660	Peak	-27.0
		5700.0	-47.864	2.500	-45.364	Peak	10.0
		5720.0	-38.047	2.500	-35.547	Peak	15.6
		5725.0	-29.471	2.500	-26.971	Peak	27.0
	165	5850.0	-34.510	3.000	-31.510	Peak	27.0
		5855.0	-39.299	2.500	-36.799	Peak	15.6
		5875.0	-45.943	2.500	-43.443	Peak	10.0
		5925.0	-48.331	2.500	-45.831	Peak	-27.0
11N40 SISO	151	5650.0	-49.942	2.500	-47.442	Peak	-27.0
		5700.0	-44.637	2.500	-42.137	Peak	10.0
		5720.0	-33.199	2.500	-30.699	Peak	15.6
		5725.0	-29.759	2.500	-27.259	Peak	27.0
	159	5850.0	-37.031	2.500	-34.531	Peak	27.0
		5855.0	-39.572	2.500	-37.072	Peak	15.6
		5875.0	-44.110	2.500	-41.610	Peak	10.0
		5925.0	-49.786	2.500	-47.286	Peak	-27.0
11AC20 SISO	149	5650.0	-49.280	2.500	-46.780	Peak	-27.0
		5700.0	-46.227	2.500	-43.727	Peak	10.0
		5720.0	-37.404	2.500	-34.904	Peak	15.6
		5725.0	-29.851	2.500	-27.351	Peak	27.0
	165	5850.0	-32.287	2.500	-29.787	Peak	27.0
		5855.0	-39.318	2.500	-36.818	Peak	15.6
		5875.0	-46.237	2.500	-43.737	Peak	10.0
		5925.0	-48.217	2.500	-45.717	Peak	-27.0
11AC40 SISO	151	5650.0	-47.676	2.500	-45.176	Peak	-27.0
		5700.0	-44.854	2.500	-42.354	Peak	10.0
		5720.0	-32.588	2.500	-30.088	Peak	15.6
		5725.0	-29.302	2.500	-26.802	Peak	27.0
	159	5850.0	-37.071	2.500	-34.571	Peak	27.0
		5855.0	-38.179	2.500	-35.679	Peak	15.6
		5875.0	-43.482	2.500	-40.982	Peak	10.0
		5925.0	-49.090	2.500	-46.590	Peak	-27.0
11AC80 SISO	155	5725.0	-49.523	2.500	-47.023	Peak	-27.0
		5720.0	-46.866	2.500	-44.366	Peak	10.0
		5700.0	-42.595	2.500	-40.095	Peak	15.6
		5650.0	-39.731	2.500	-37.231	Peak	27.0
		5850.0	-46.760	2.500	-44.260	Peak	27.0
		5855.0	-46.386	2.500	-43.886	Peak	15.6
		5875.0	-48.100	2.500	-45.600	Peak	10.0
		5925.0	-50.115	2.500	-47.615	Peak	-27.0

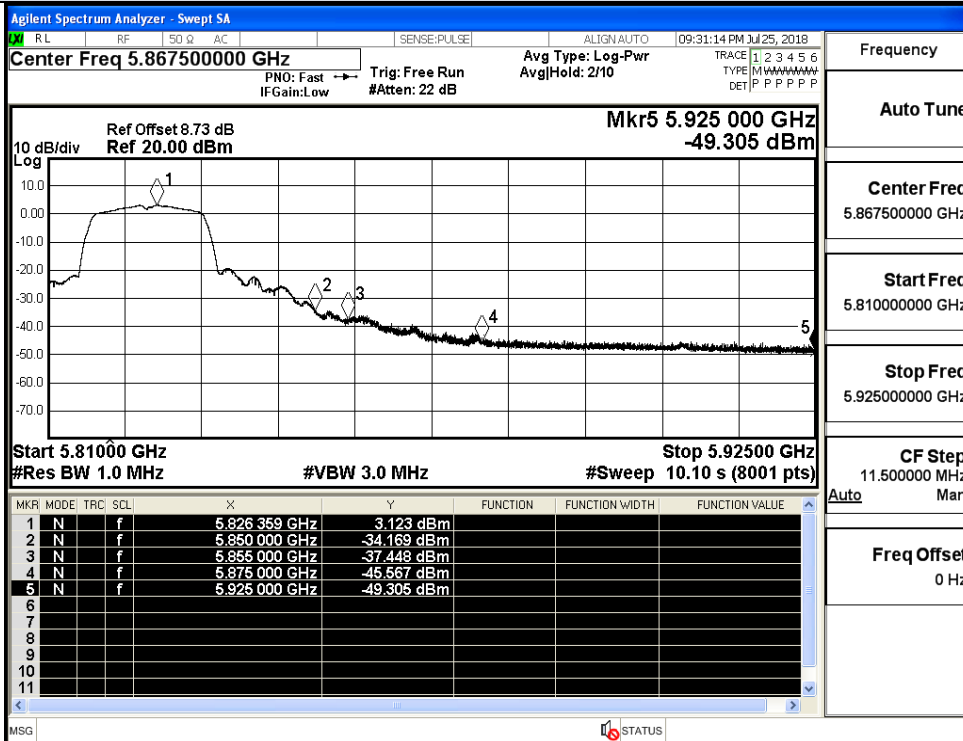
Antenna 0+Antenn 1

Test Mode	Test Channel	Freq.	Power [dBm]			Directional Gain [dBi]	EIRP [dBm/MHz]	Detector	Limit [dBm/MHz]
			Ant0	Ant1	Sum				
11N20 MIMO	36	5650.0	-50.389	-50.160	-47.263	5.510	-41.753	Peak	-27.00
		5700.0	-48.618	-47.864	-45.214	5.510	-39.704	Peak	10.00
		5720.0	-44.996	-38.047	-37.248	5.510	-31.738	Peak	15.60
		5725.0	-36.895	-29.471	-28.749	5.510	-23.239	Peak	27.00
	48	5850.0	-32.229	-34.510	-30.211	5.510	-24.701	Peak	27.00
		5855.0	-36.589	-39.299	-34.726	5.510	-29.216	Peak	15.60
		5875.0	-45.529	-45.943	-42.721	5.510	-37.211	Peak	10.00
		5925.0	-48.650	-48.331	-45.477	5.510	-39.967	Peak	-27.00
11N40 MIMO	38	5650.0	-50.009	-49.942	-46.965	5.510	-41.455	Peak	-27.00
		5700.0	-45.283	-44.637	-41.938	5.510	-36.428	Peak	10.00
		5720.0	-36.176	-33.199	-31.427	5.510	-25.917	Peak	15.60
		5725.0	-32.043	-29.759	-27.742	5.510	-22.232	Peak	27.00
	46	5850.0	-38.835	-37.031	-34.830	5.510	-29.320	Peak	27.00
		5855.0	-40.641	-39.572	-37.063	5.510	-31.553	Peak	15.60
		5875.0	-44.164	-44.110	-41.127	5.510	-35.617	Peak	10.00
		5925.0	-48.894	-49.786	-46.307	5.510	-40.797	Peak	-27.00
11AC 20 MIMO	36	5650.0	-49.596	-49.280	-46.425	5.510	-40.915	Peak	-27.00
		5700.0	-48.238	-46.227	-44.107	5.510	-38.597	Peak	10.00
		5720.0	-38.672	-37.404	-34.982	5.510	-29.472	Peak	15.60
		5725.0	-31.262	-29.851	-27.489	5.510	-21.979	Peak	27.00
	48	5850.0	-32.631	-32.287	-29.445	5.510	-23.935	Peak	27.00
		5855.0	-36.281	-39.318	-34.529	5.510	-29.019	Peak	15.60
		5875.0	-46.371	-46.237	-43.293	5.510	-37.783	Peak	10.00
		5925.0	-48.430	-48.217	-45.312	5.510	-39.802	Peak	-27.00
11AC 40 MIMO	38	5650.0	-48.745	-47.676	-45.167	5.510	-39.657	Peak	-27.00
		5700.0	-45.116	-44.854	-41.973	5.510	-36.463	Peak	10.00
		5720.0	-33.150	-32.588	-29.850	5.510	-24.340	Peak	15.60
		5725.0	-30.886	-29.302	-27.012	5.510	-21.502	Peak	27.00
	46	5850.0	-39.399	-37.071	-35.071	5.510	-29.561	Peak	27.00
		5855.0	-41.687	-38.179	-36.578	5.510	-31.068	Peak	15.60
		5875.0	-41.238	-43.482	-39.206	5.510	-33.696	Peak	10.00
		5925.0	-48.514	-49.090	-45.782	5.510	-40.272	Peak	-27.00
11AC 80 MIMO	42	5725.0	-50.204	-49.523	-46.840	5.510	-41.330	Peak	27.00
		5720.0	-46.961	-46.866	-43.903	5.510	-38.393	Peak	15.60
		5700.0	-42.708	-42.595	-39.641	5.510	-34.131	Peak	10.00
		5650.0	-39.583	-39.731	-36.646	5.510	-31.136	Peak	-27.00
		5850.0	-47.395	-46.760	-44.056	5.510	-38.546	Peak	27.00
		5855.0	-48.102	-46.386	-44.149	5.510	-38.639	Peak	15.60
		5875.0	-49.021	-48.100	-45.526	5.510	-40.016	Peak	10.00
		5925.0	-49.877	-50.115	-46.984	5.510	-41.474	Peak	-27.00

Undesirable Emissions Measurement_Ant0

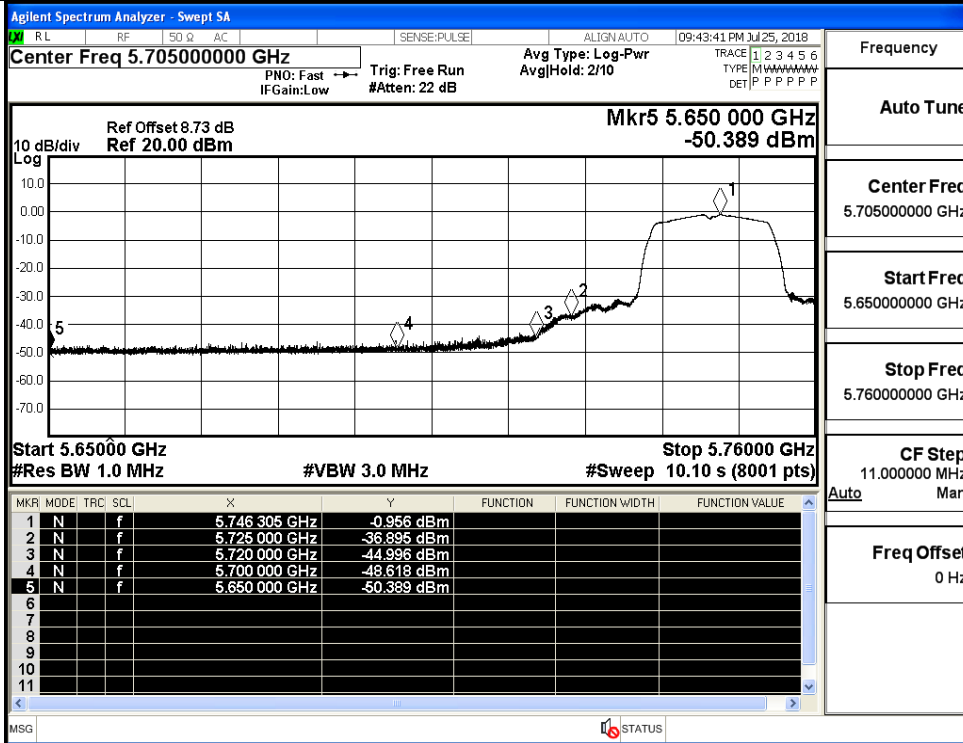


IEEE 802.11a / Channel 149 / 5745 MHz / Peak_Ant0

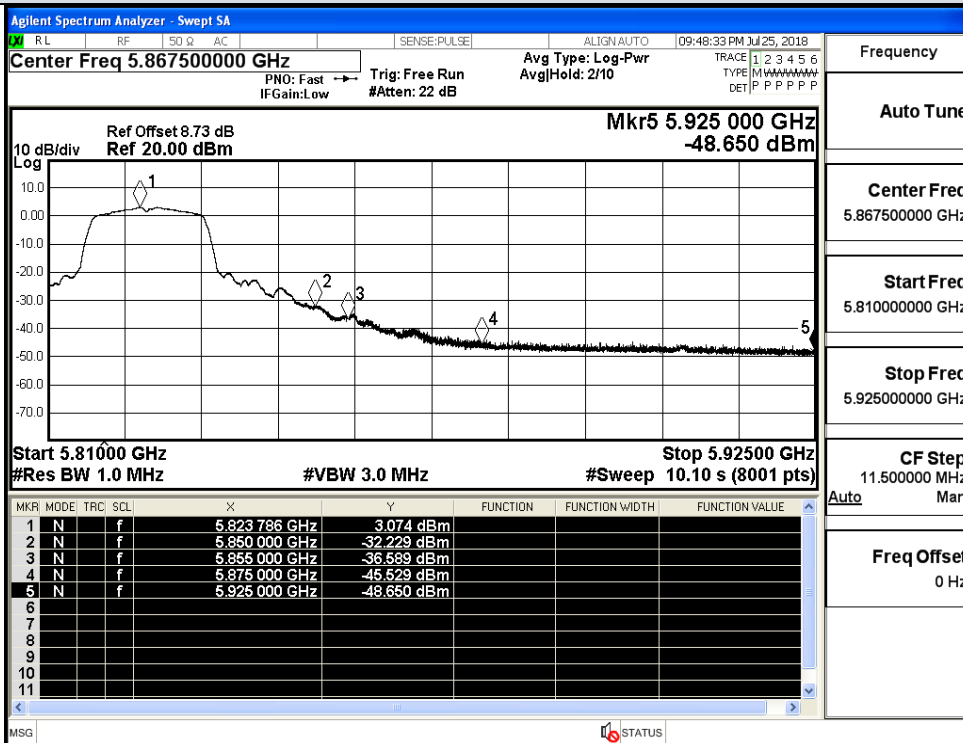


IEEE 802.11a / Channel 165 / 5825 MHz / Peak_Ant0

Undesirable Emissions Measurement_Ant0

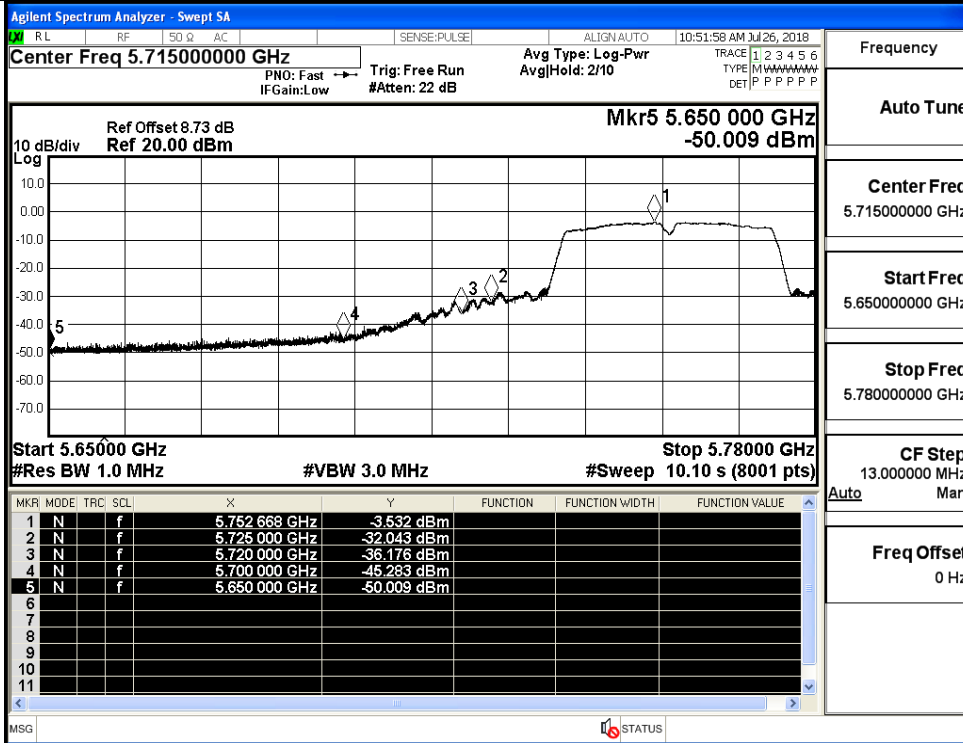


IEEE 802.11n HT20 / Channel 149 / 5745 MHz / Peak_Ant0

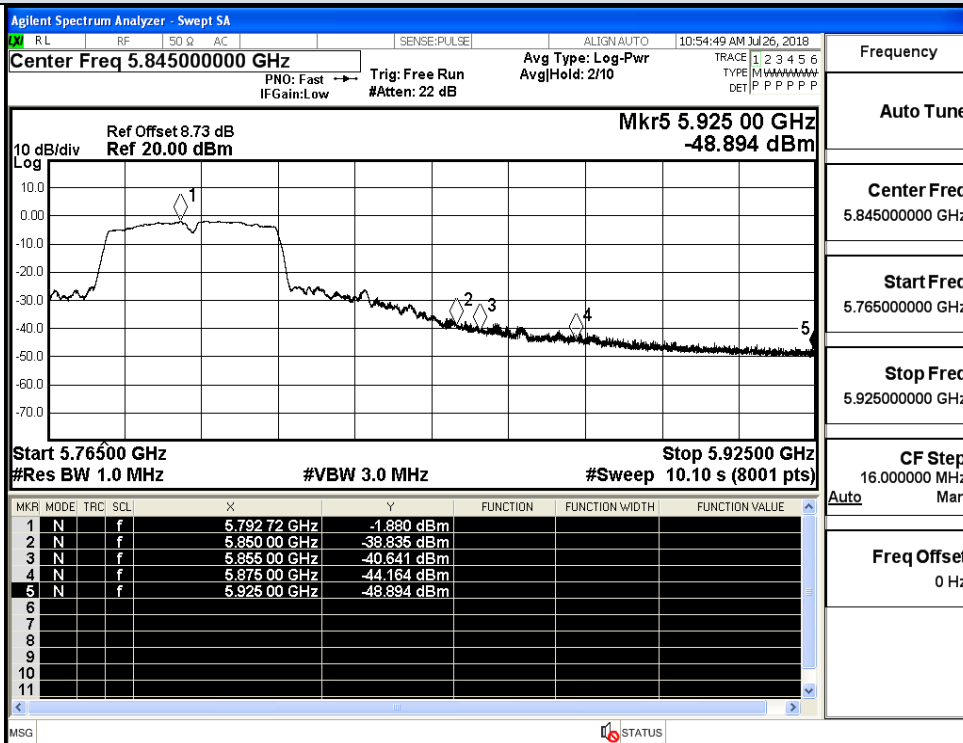


IEEE 802.11n HT20 / Channel 165 / 5825MHz / Peak_Ant0

Undesirable Emissions Measurement_Ant0

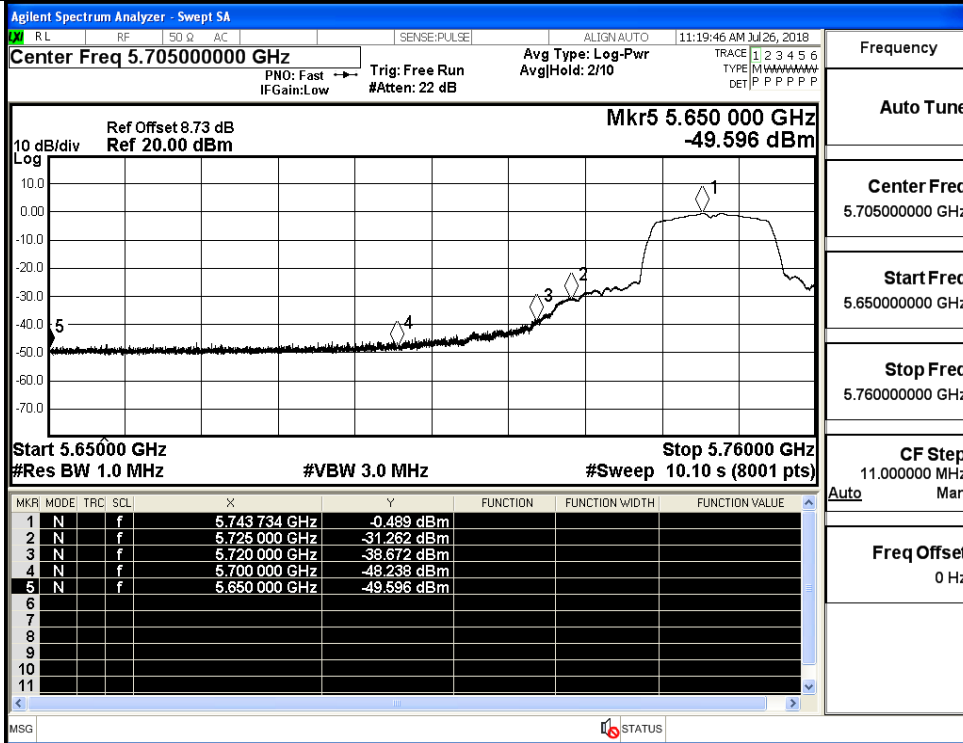


IEEE 802.11n HT40 / Channel 151 / 5755 MHz / Peak_Ant0

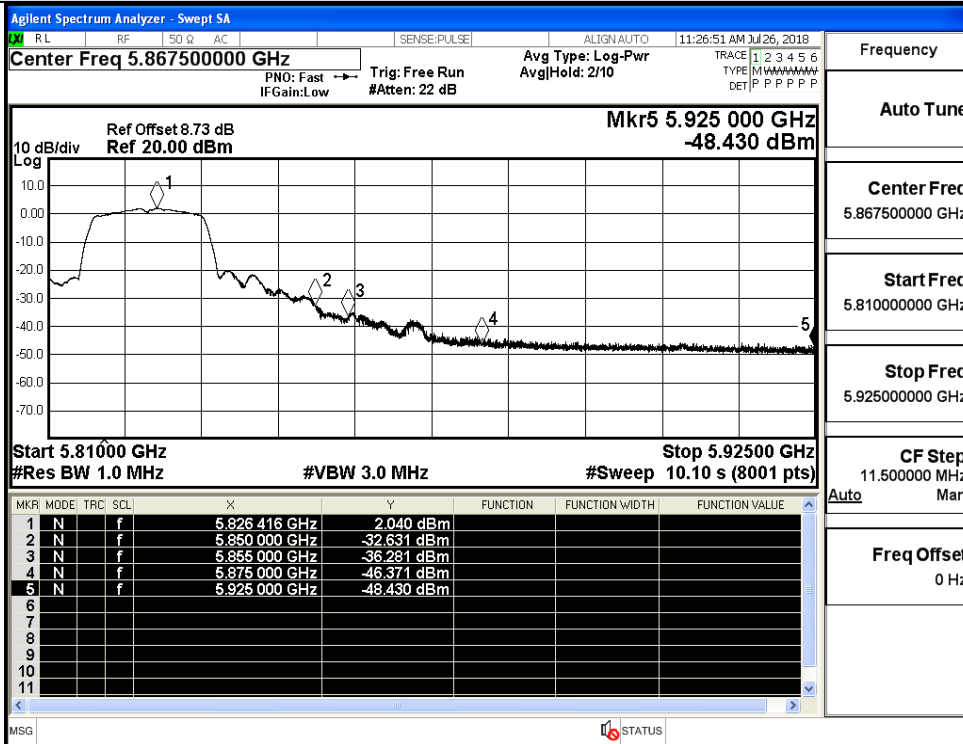


IEEE 802.11n HT40 / Channel 159 / 5795 MHz / Peak_Ant0

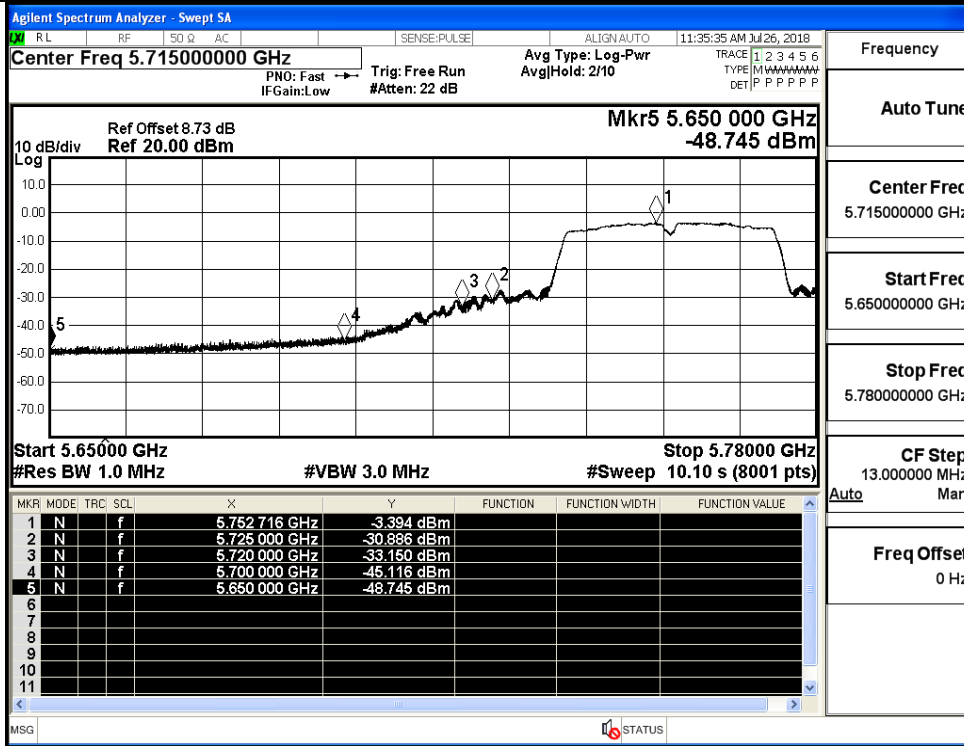
Undesirable Emissions Measurement_Ant0



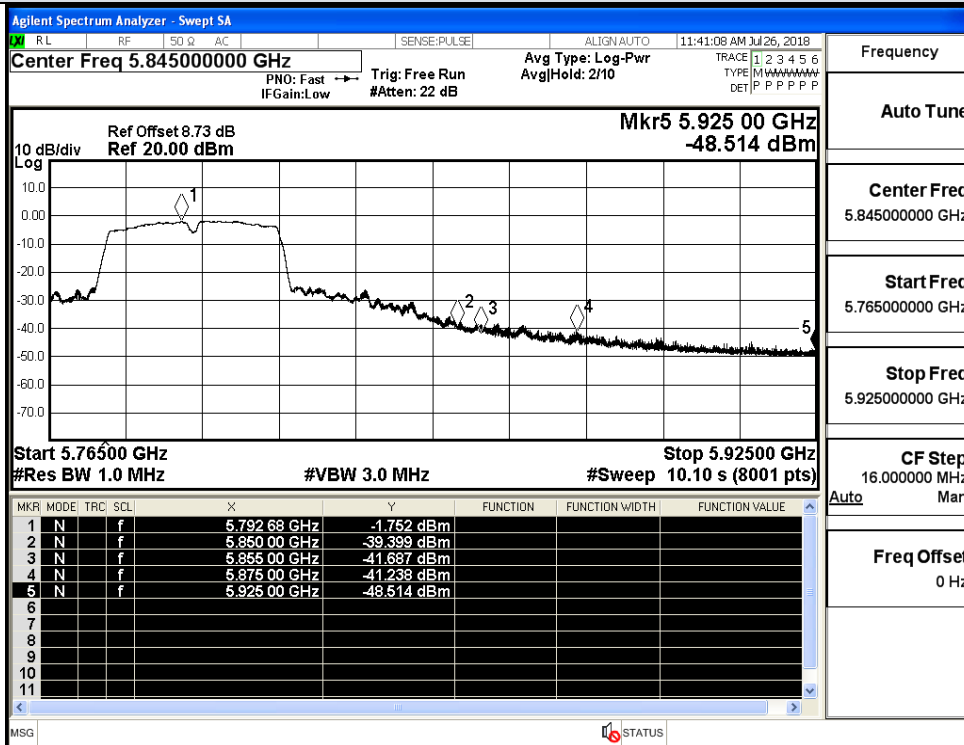
IEEE 802.11ac VHT20 / Channel 149 / 5745 MHz / Peak_Ant0



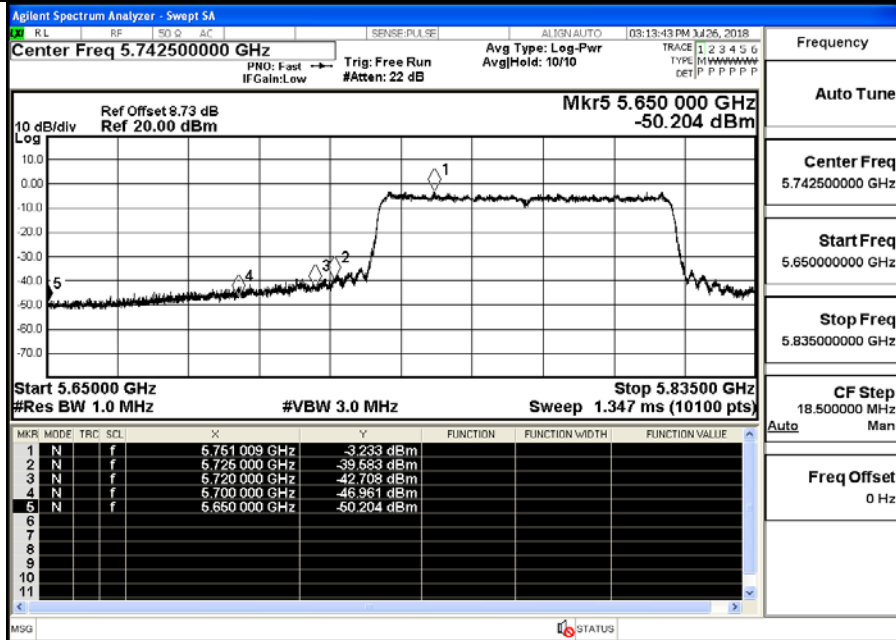
IEEE 802.11ac VHT20 / Channel 165 / 5825 MHz / Peak_Ant0



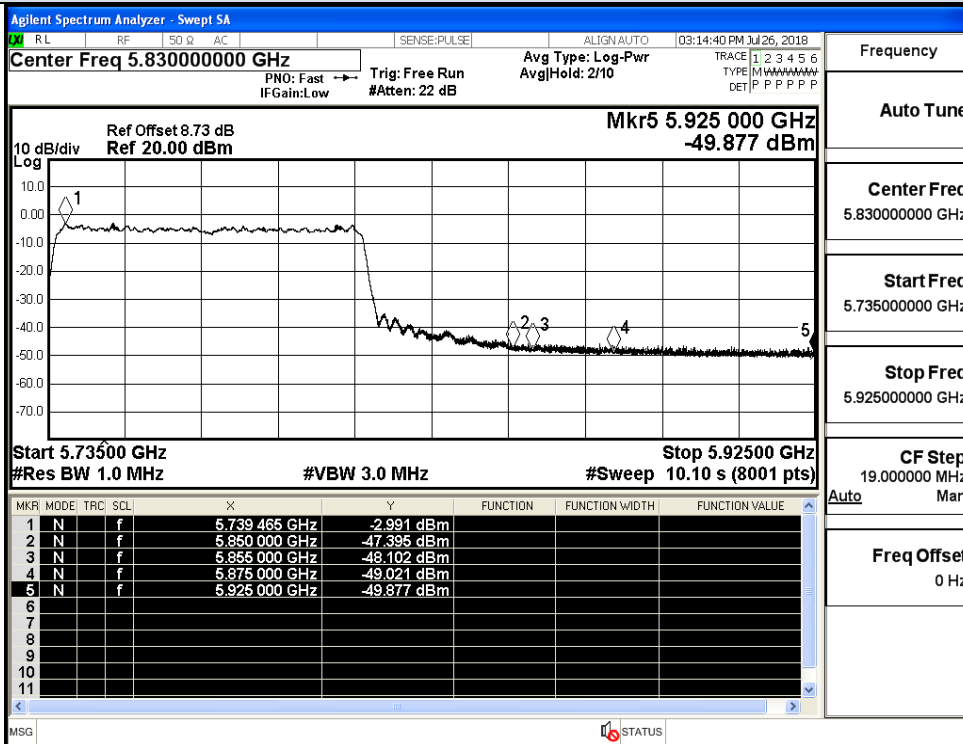
IEEE 802.11ac VHT40 / Channel 151 / 5755 MHz / Peak_Ant0



IEEE 802.11ac VHT40 / Channel 159 / 5795 MHz / Peak_Ant0

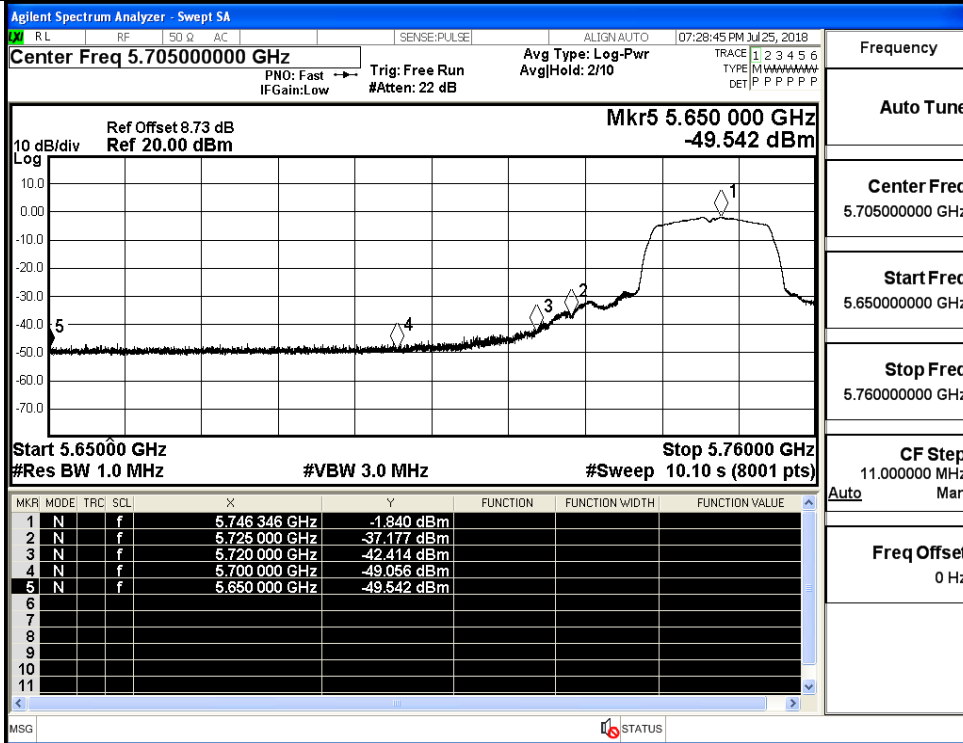


IEEE 802.11ac VHT80 / Channel 155 / 5775 MHz / Peak_Ant0

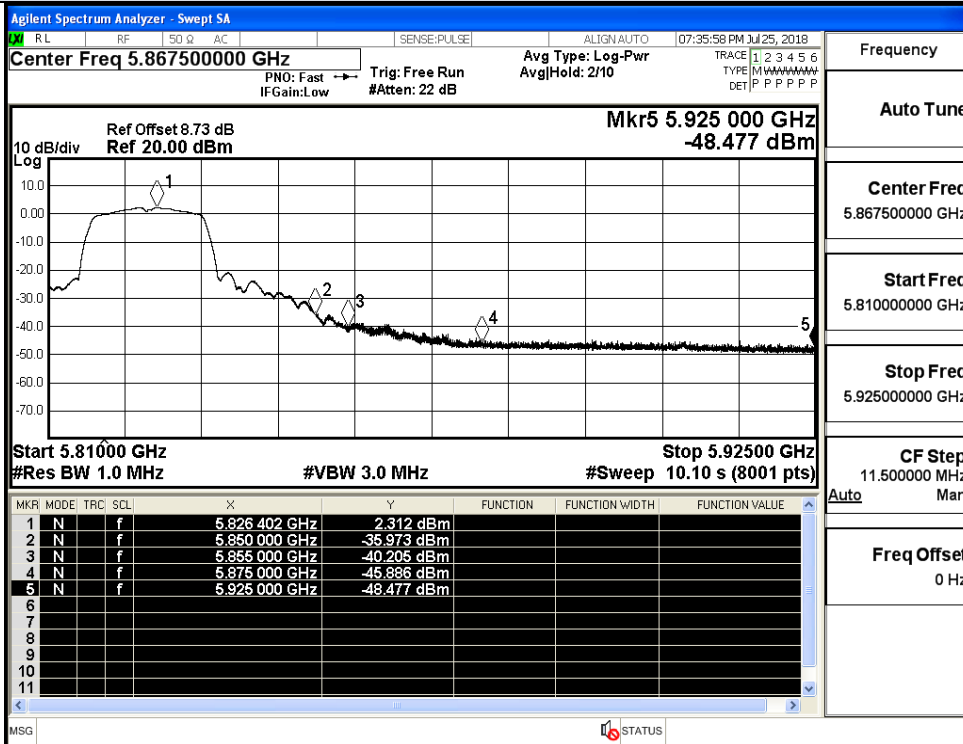


IEEE 802.11ac VHT80 / Channel 155 / 5775 MHz / Peak_Ant0

Undesirable Emissions Measurement_Ant1

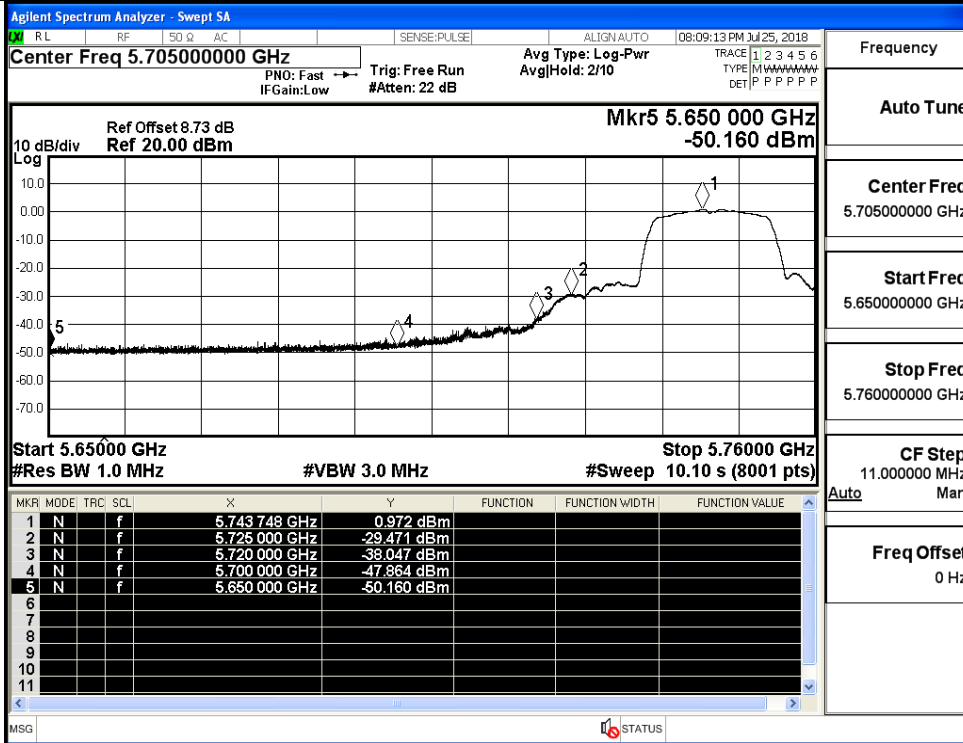


IEEE 802.11a / Channel 149 / 5745 MHz / Peak_Ant1

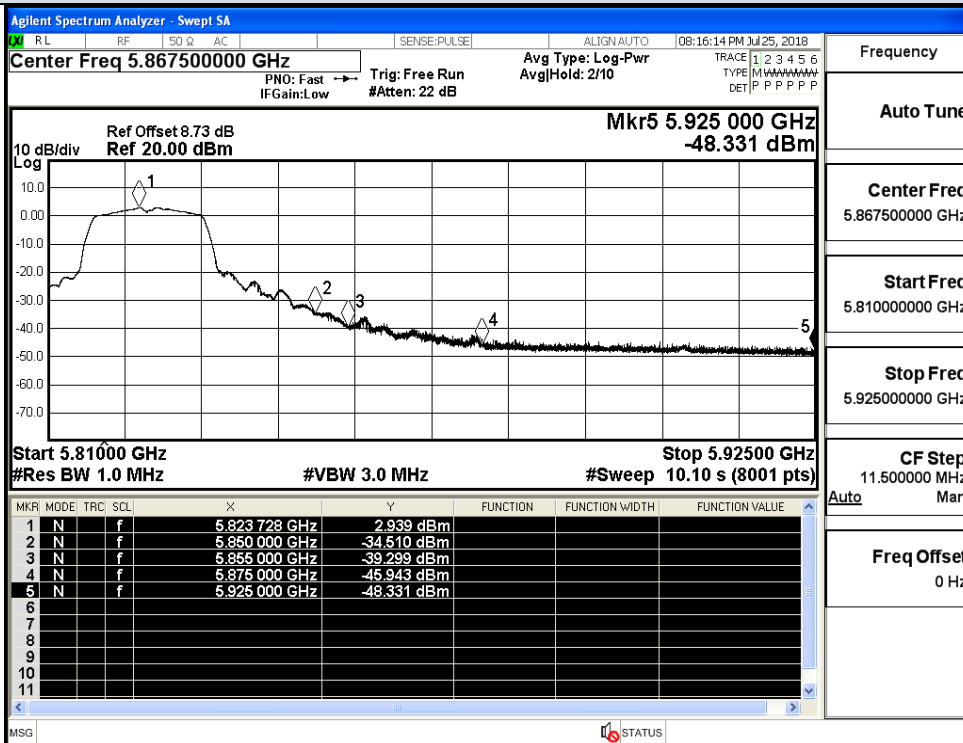


IEEE 802.11a / Channel 165 / 5825 MHz / Peak_Ant1

Undesirable Emissions Measurement_Ant1

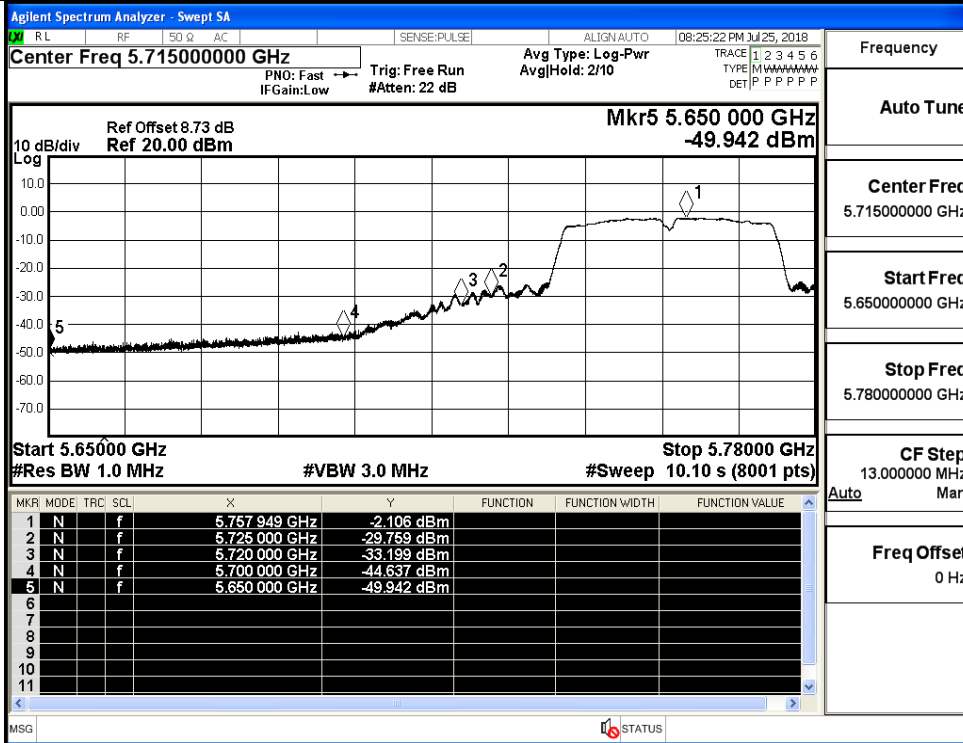


IEEE 802.11n HT20 / Channel 149 / 5745 MHz / Peak_Ant1

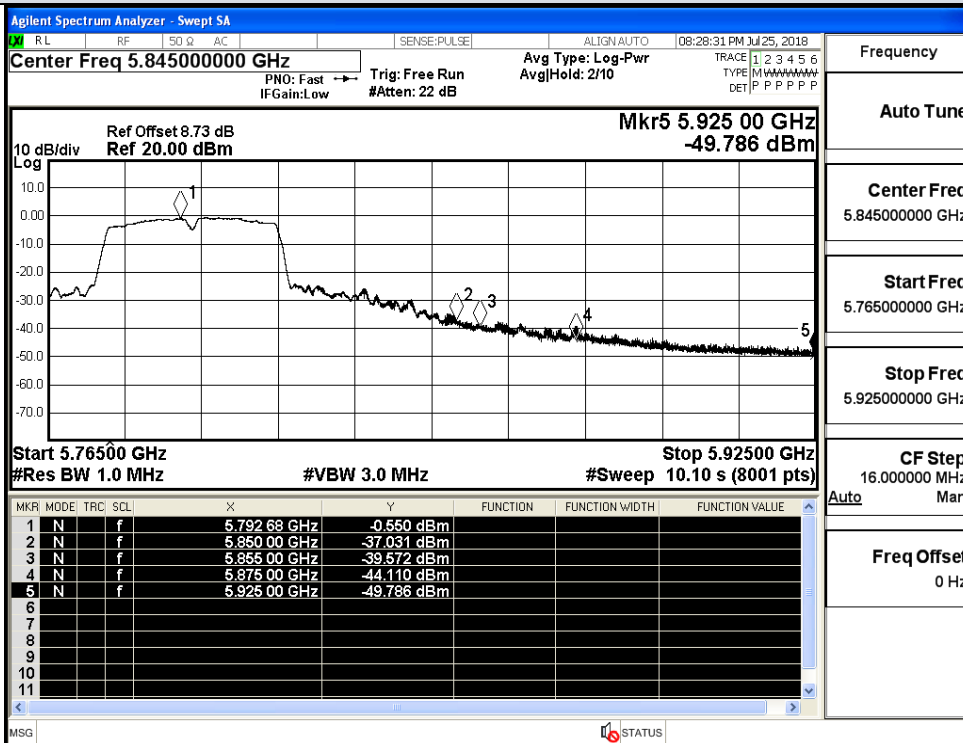


IEEE 802.11n HT20 / Channel 165 / 5825 MHz / Peak_Ant1

Undesirable Emissions Measurement_Ant1

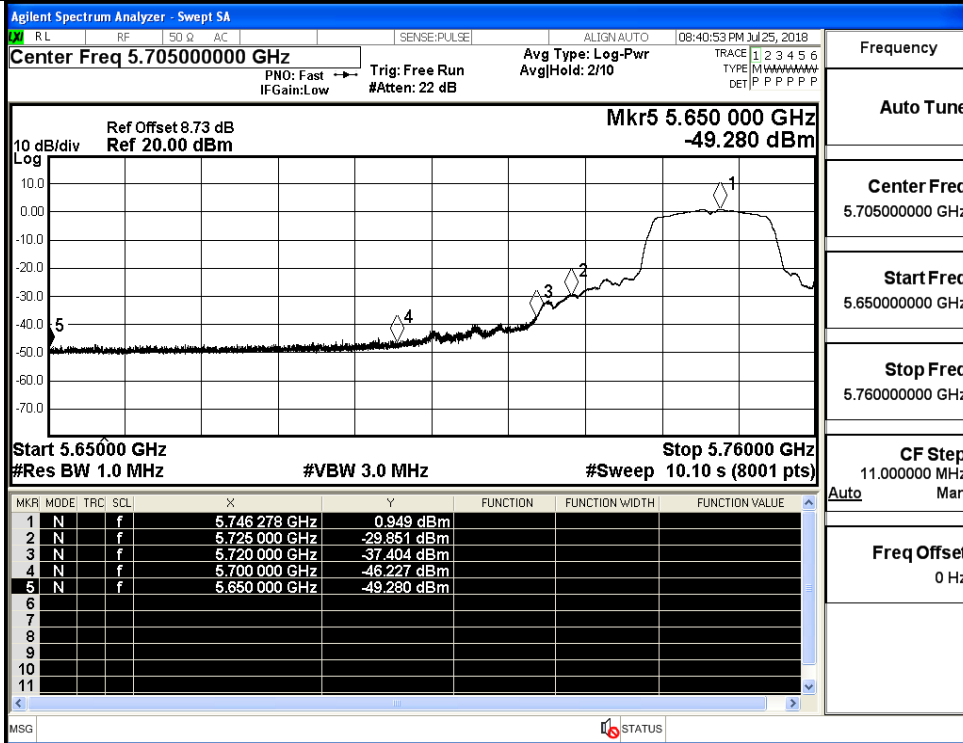


IEEE 802.11n HT40 / Channel 151 / 5755 MHz / Peak_Ant1

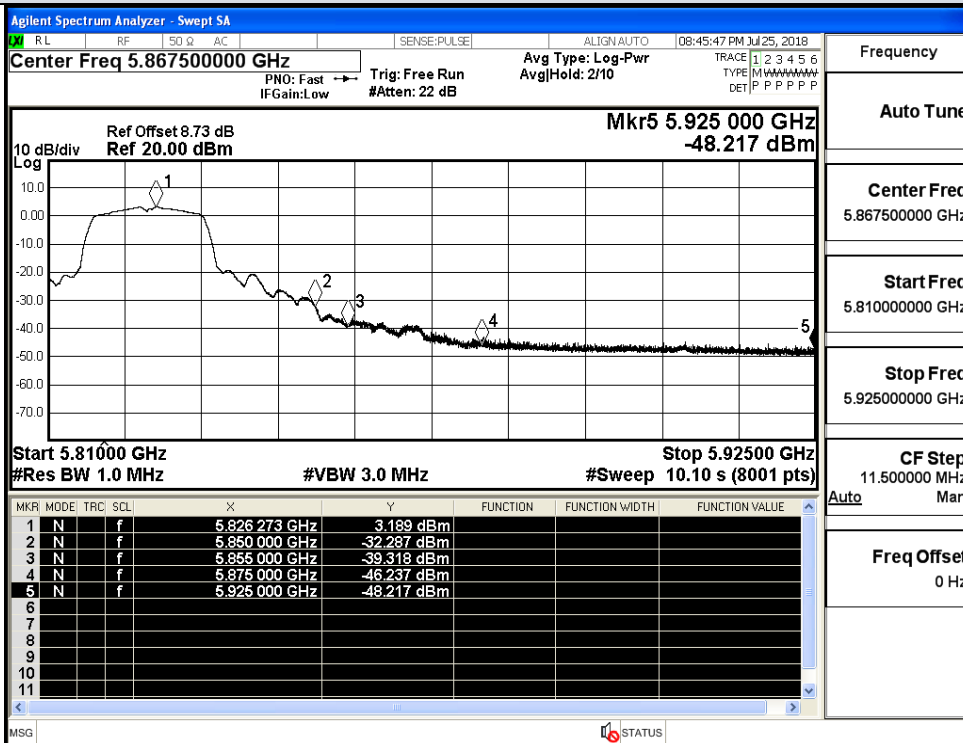


IEEE 802.11n HT40 / Channel 159 / 5795 MHz / Peak_Ant1

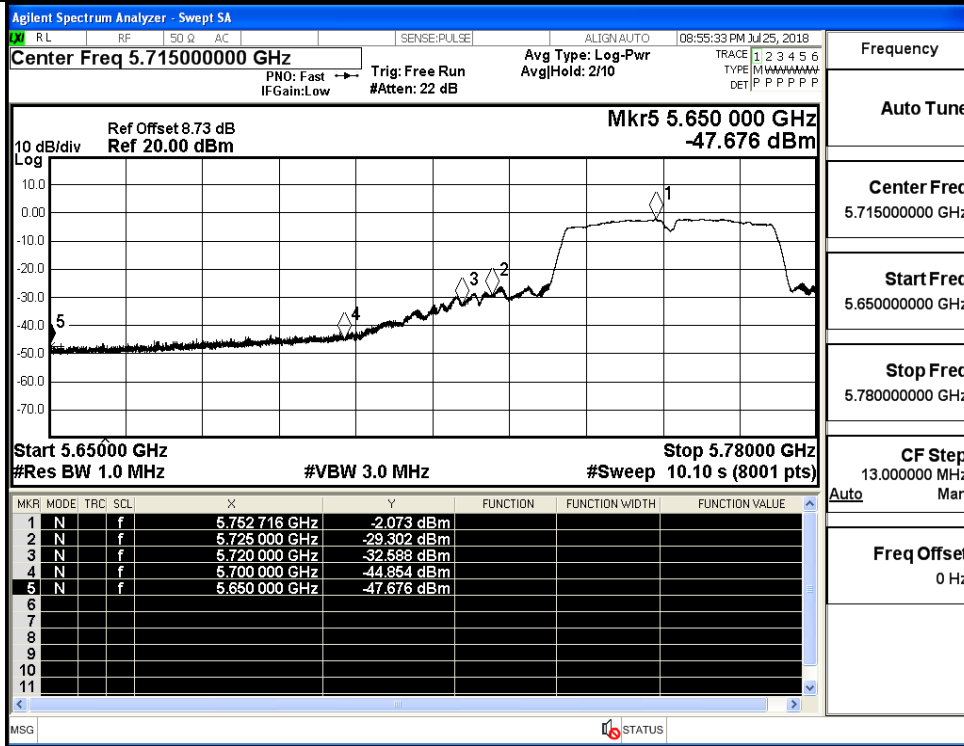
Undesirable Emissions Measurement_Ant1



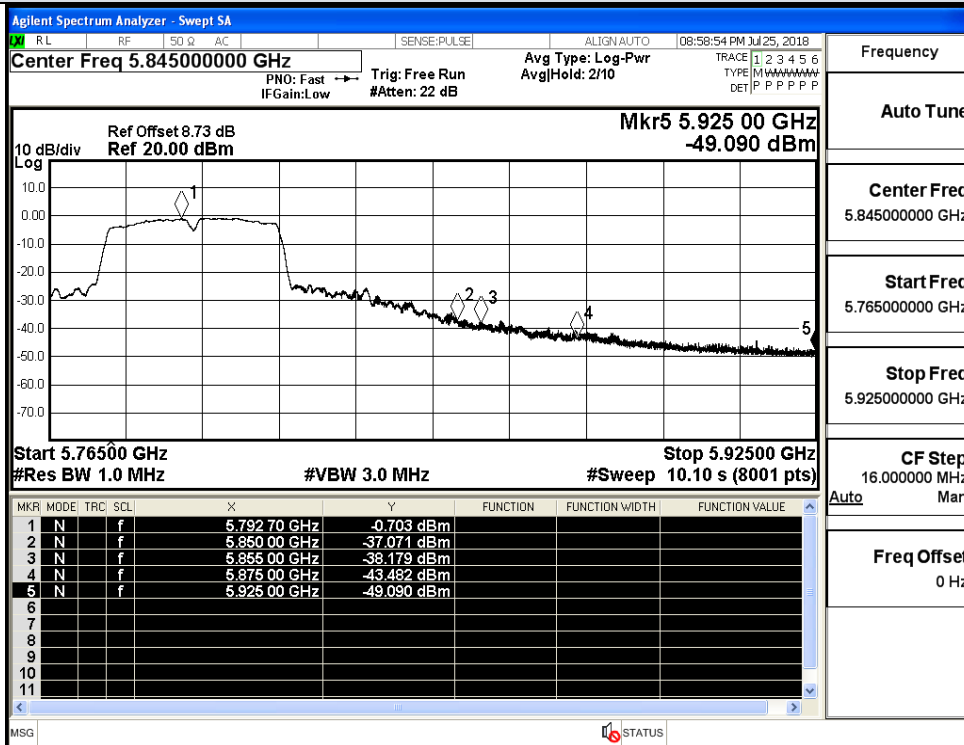
IEEE 802.11ac VHT20 / Channel 149 / 5745 MHz / Peak_Ant1



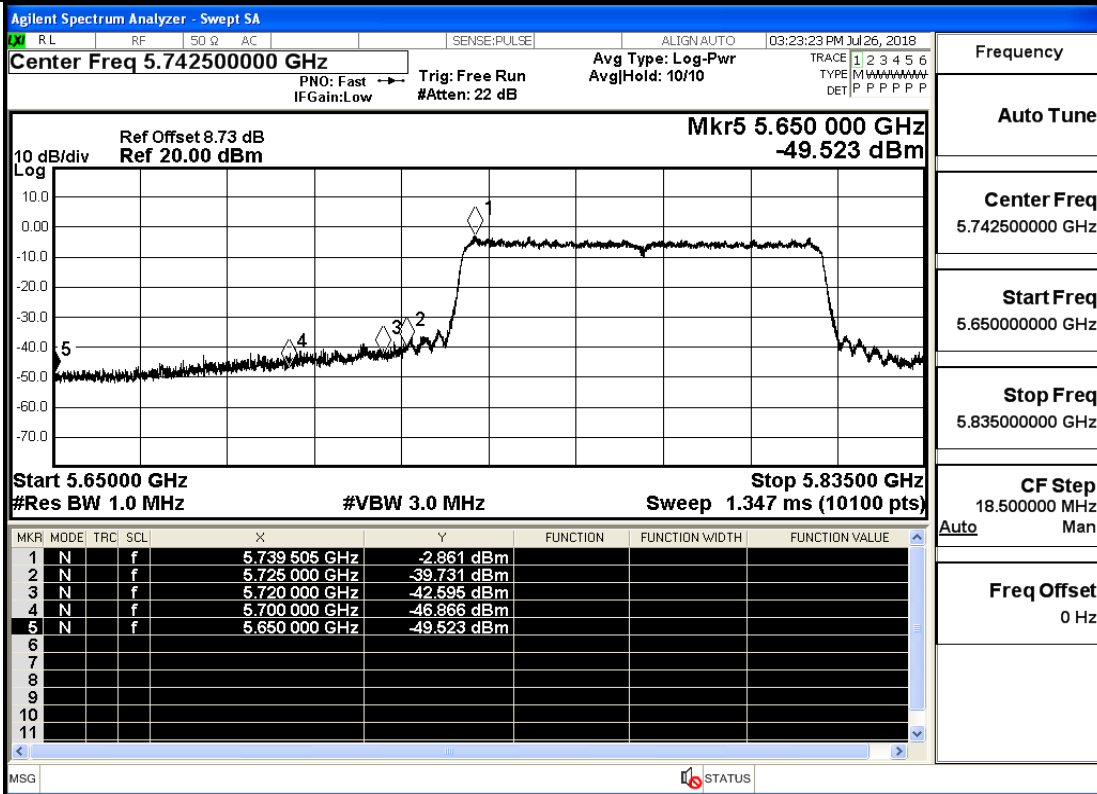
IEEE 802.11ac VHT20 / Channel 165 / 5825 MHz / Peak_Ant1



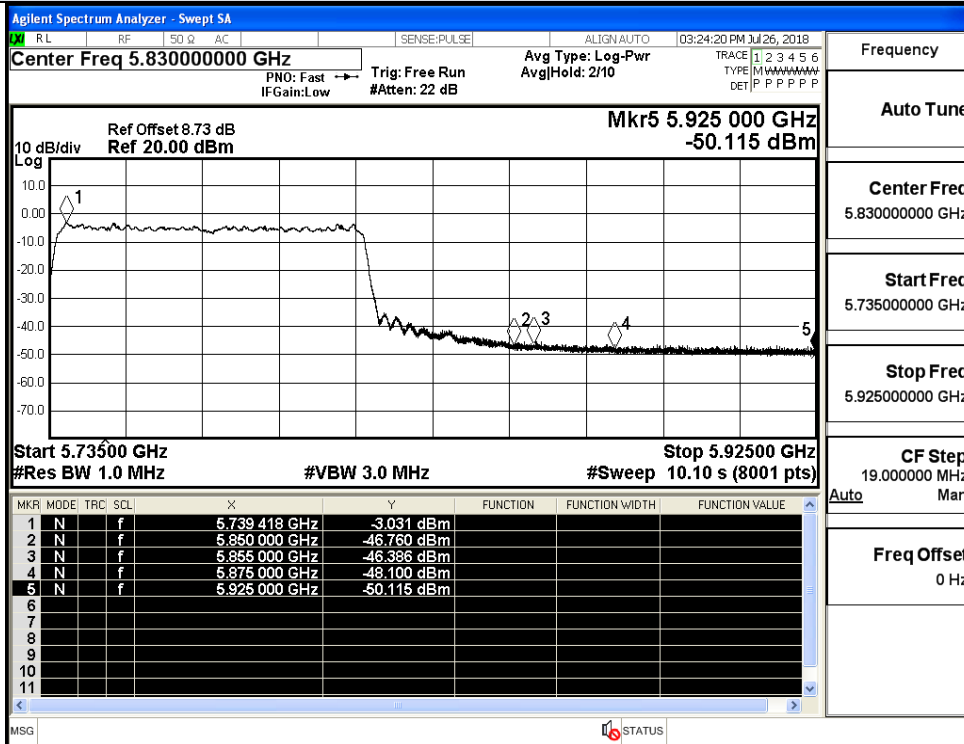
IEEE 802.11ac VHT40 / Channel 151 / 5755 MHz / Peak_Ant1



IEEE 802.11ac VHT40 / Channel 159 / 5795 MHz / Peak_Ant1



IEEE 802.11ac VHT80 / Channel 155 / 5775 MHz / Peak_Ant1



IEEE 802.11ac VHT80 / Channel 155 / 5775 MHz / Peak_Ant1