




## TCUFCA02SN internal view top



## TCUFCA02SN internal view top w/o shields



## TCUFCA02SN internal view bottom



## TCUFCA02SN disassembling – 1/5



Product fully assembled




## TCUFCA02SN disassembling – 2/5




Battery cover removed

## TCUFCA02SN disassembling – 3/5




Back up battery and battery cover removed

## TCUFCA02SN disassembling – 4/5



Top Case, back up battery and battery cover removed

## TCUFCA02SN disassembling – 5/5



Product disassembled: PCB, bottom plastic case, top plastic case, battery and battery cover