

alcatel 1 v

QUICK START GUIDE

SAVE
PAPER
SAVE
TREES

PLEASE CONSIDER THE
ENVIRONMENT BEFORE PRINTING
us.alcatelmobile.com



English - CJB2J64ALAAA

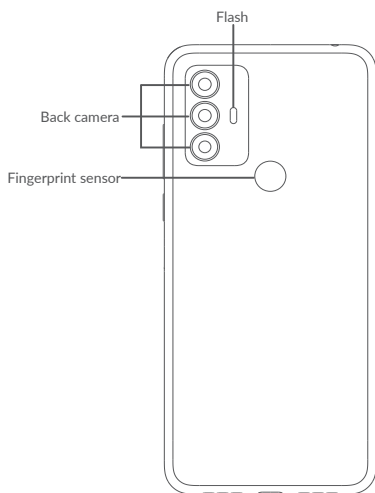
Printed in China



Your Mobile

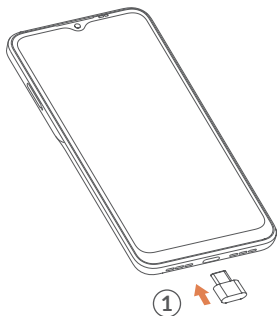
Keys and connectors



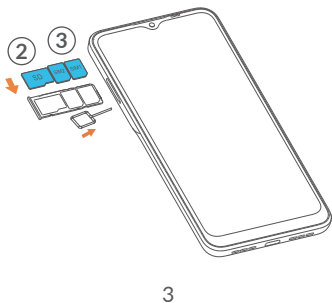


Getting started

- ① Charge the battery.



- ② Insert or remove the microSD card.
③ Insert or remove the SIM card.



Home screen

You can bring all of the items (applications, shortcuts, and folders) that you use most frequently to your Home screen for quick access.


Touching the **Home** button always takes you back to the main Home screen.



- 1 Open **Settings** to view the full list of settings
- 2 Touch and drag down to open the Notification panel




Phone call

Making a call

Enter the desired number from the keyboard and touch  to make a call.

Answering a call

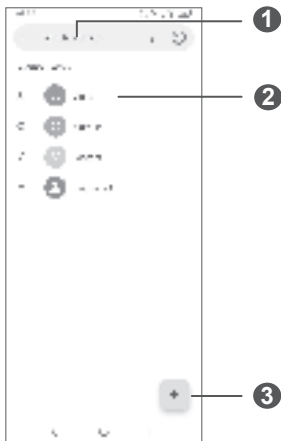
When you receive a call:

- Touch **ANSWER**, or swipe up  to answer;
- Touch **DECLINE**, or swipe down  to reject;
- Touch  to reject the call by sending a preset message.



Contacts

You can view and create contacts on your phone and synchronize these with your Gmail contacts or other applications on the web or on your phone.



❶ Search in **Contacts**

❷ Open the Quick contact panel

Touch and hold to share or delete the selected contact

❸ Add new contact

Messaging

You can create, edit, and receive SMS and MMS.

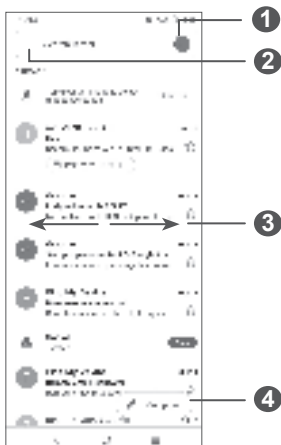
An SMS will be converted to MMS automatically when media files (image, video, audio, etc.) are attached or subject or email addresses are added.



- 1** Send the text message
- 2** Insert emoticons

Gmail

The first time you set up your phone, you can select to use an existing Gmail account or to create a new one.



- 1 Account information
- 2 See options and settings
- 3 Swipe right or left to archive the email
- 4 Create an email

Help

To get help:

- **View user manual and FAQ**
www.alcatelmobile.com
- **Update your phone's software**
Go to **Settings > System > System Update** to check software updates.
- **Back up your personal data**
Go to **Settings > System > Backup > Back up to Google Drive** and turn it on.
- **Reset your phone**
Go to **Settings > System > Reset > Factory data reset**, and then touch to reset your Phone.

Support

1. Enter from your Smartphone / Tablet to the application: Support Center.
2. Check our frequently asked questions or chat with us through <https://www.alcatelmobile.com> in the Support section.
3. Call the Call Center. Locate your number, below:

Australia: 1-800-218-730

Canada: 855-844-6058

Colombia: 1-800-518-3882

Ecuador: 800-000-635

Mexico: 800-112-4682

New Zealand: 080-045-1708

Peru: 800-55-639

Dominican Republic: 1-800-203-9552

USA: 1-855-368-0829

Venezuela: 800-136-2017