11BE20MIMO_Ant5_5240_26Tone_RU8

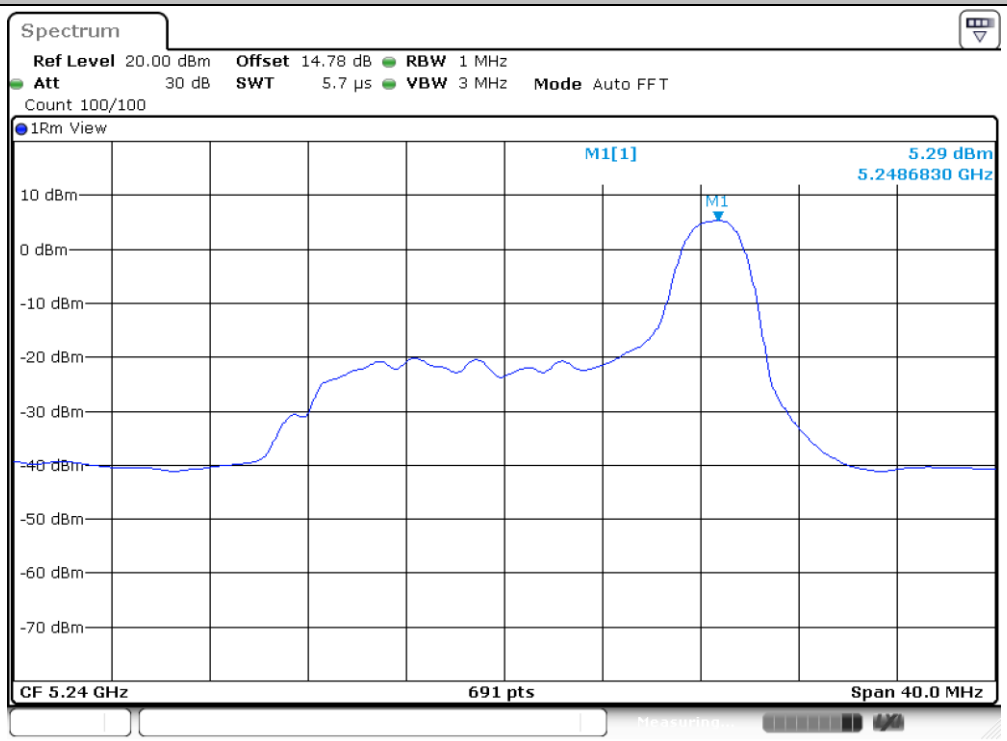

Date: 8.MAR.2024 00:47:46

11BE20MIMO_Ant5_5240_52Tone_RU40

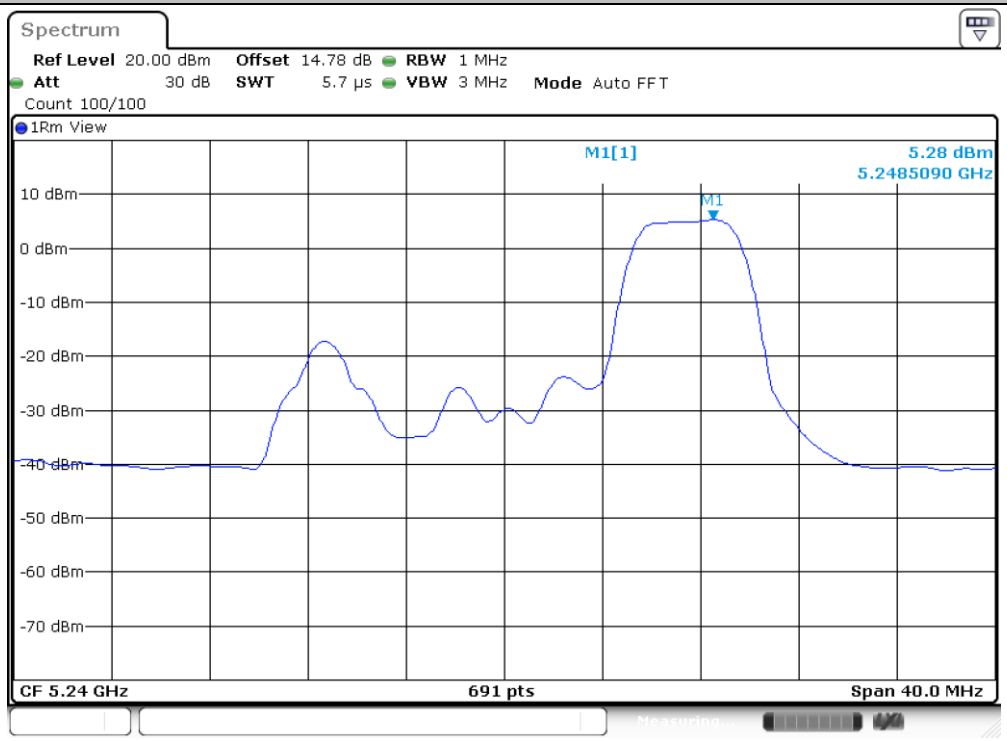

Date: 8.MAR.2024 00:48:59

11BE20MIMO_Ant5_5240_106Tone_RU54

11BE20MIMO_total_5240_26Tone_RU8

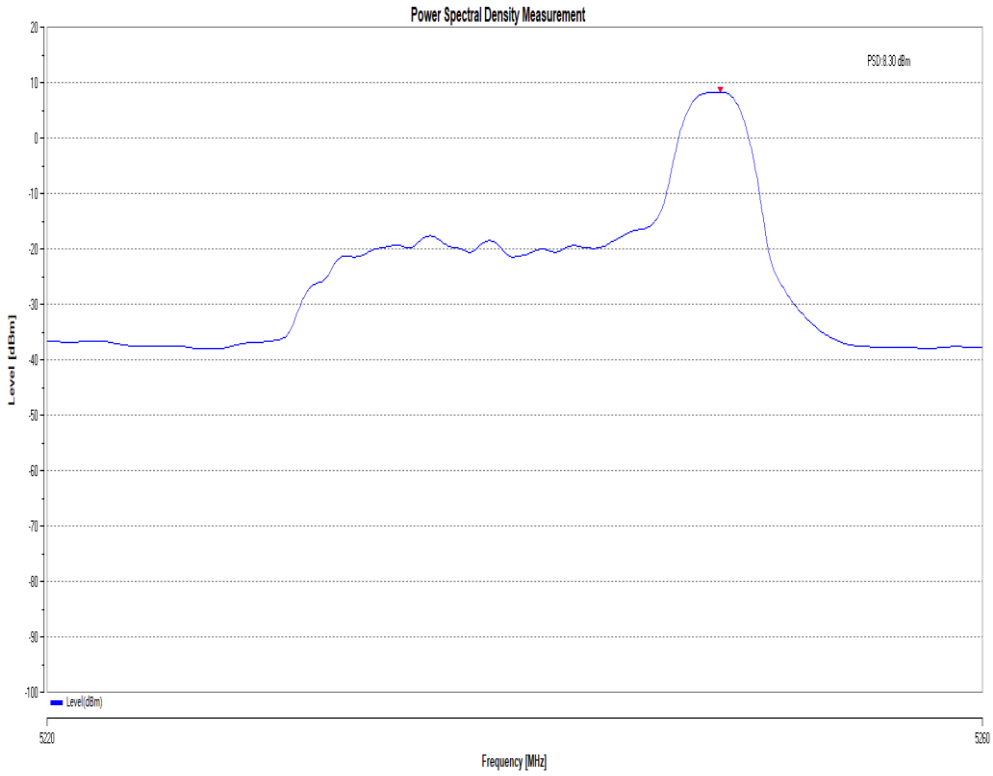

11BE20MIMO_total_5240_52Tone_RU40

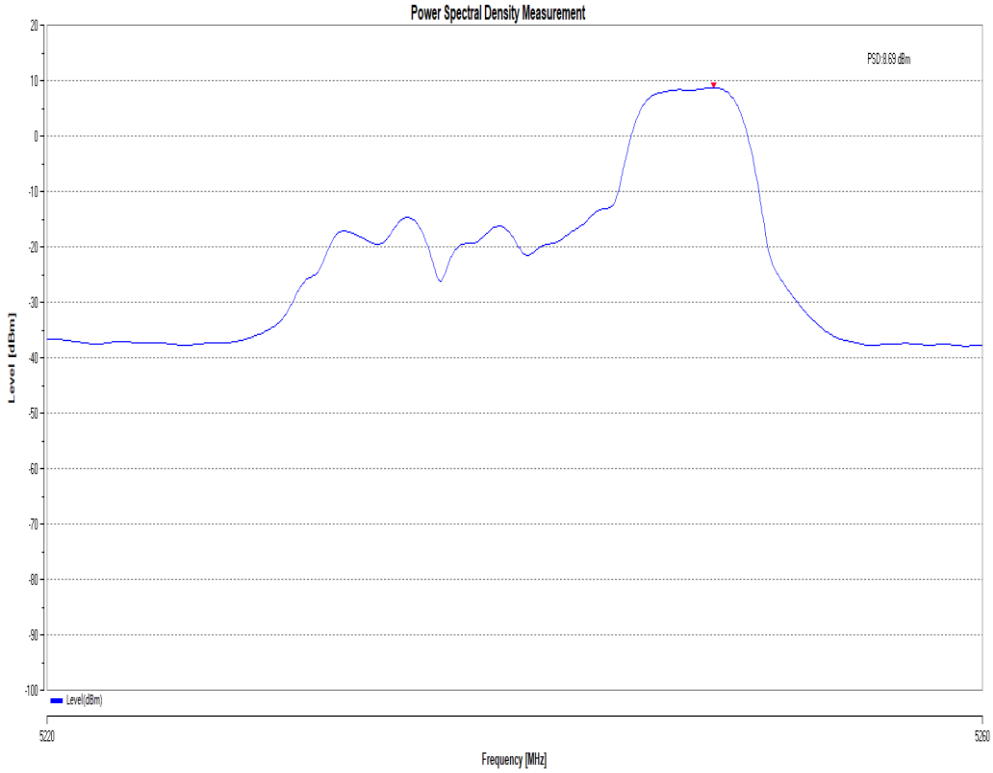

11BE20MIMO_total_5240_106Tone_RU54

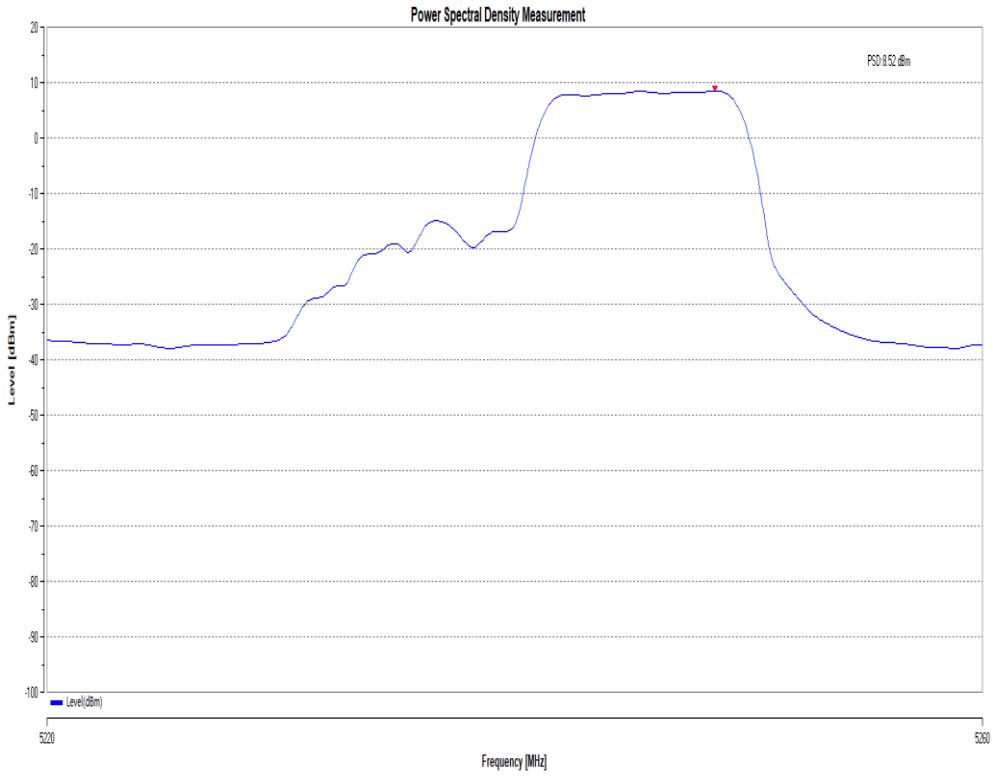

11BE20MIMO_Ant7_5260_26Tone_RU0

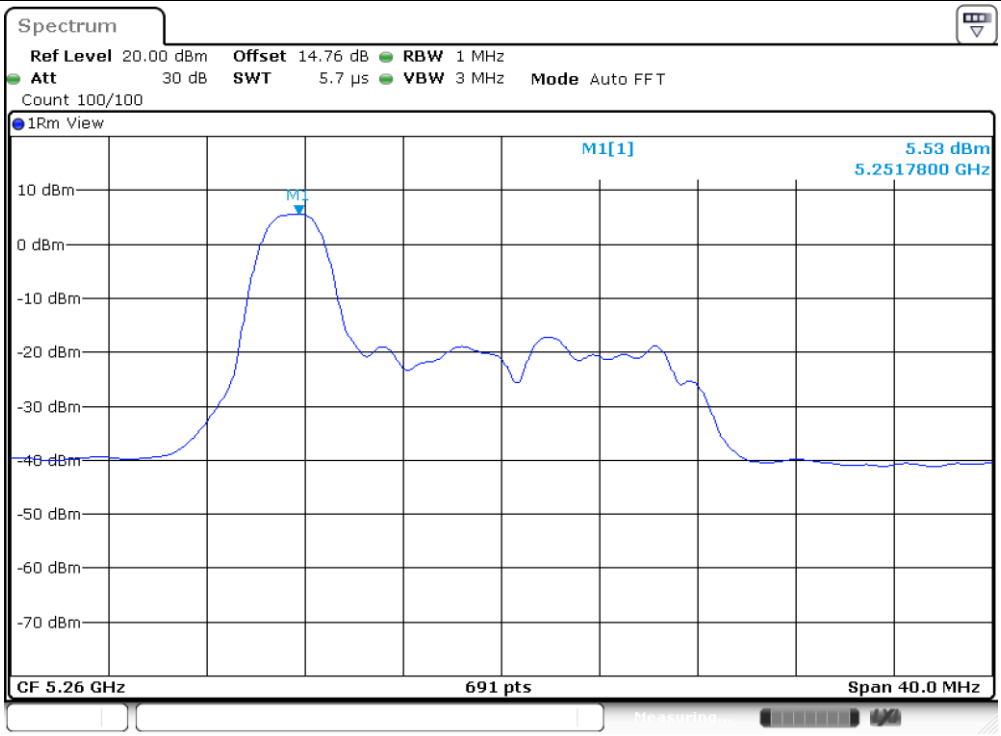

Date: 8.MAR.2024 01:42:00

11BE20MIMO_Ant7_5260_52Tone_RU37

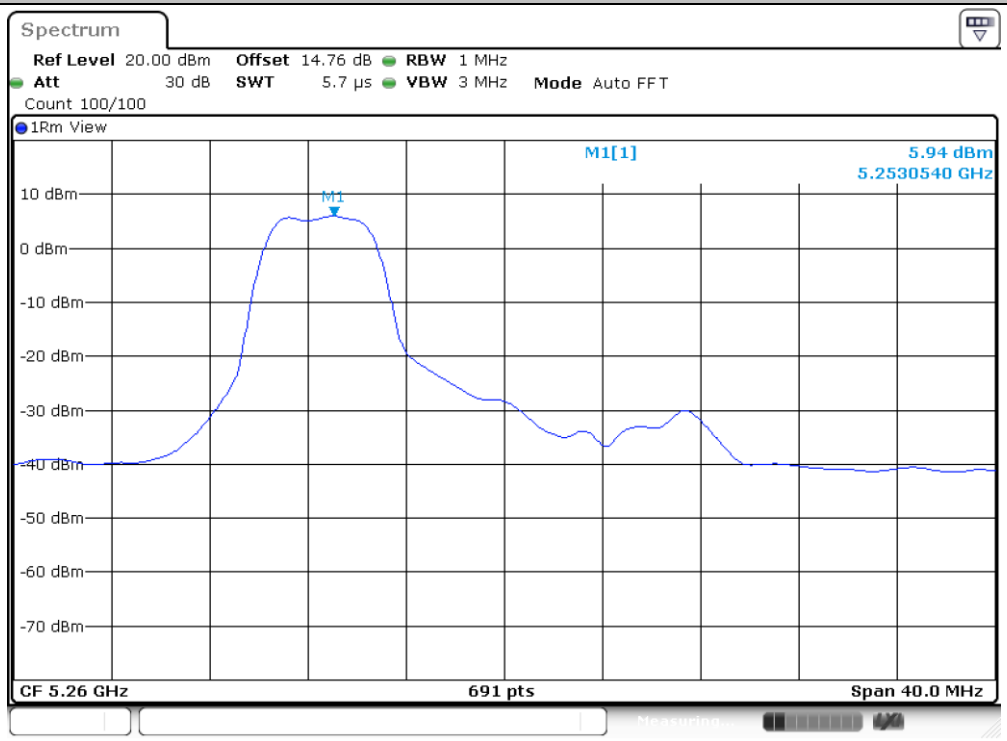

Date: 8.MAR.2024 01:46:39

11BE20MIMO_Ant7_5260_106Tone_RU53

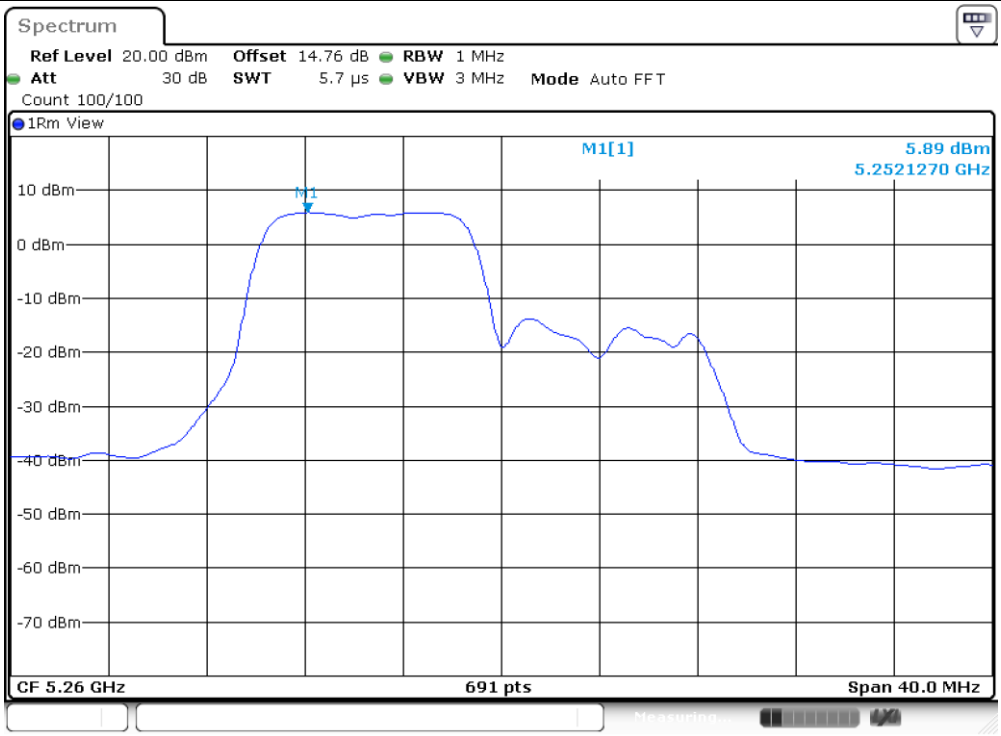

Date: 8.MAR.2024 01:44:40

11BE20MIMO_Ant5_5260_26Tone_RU0

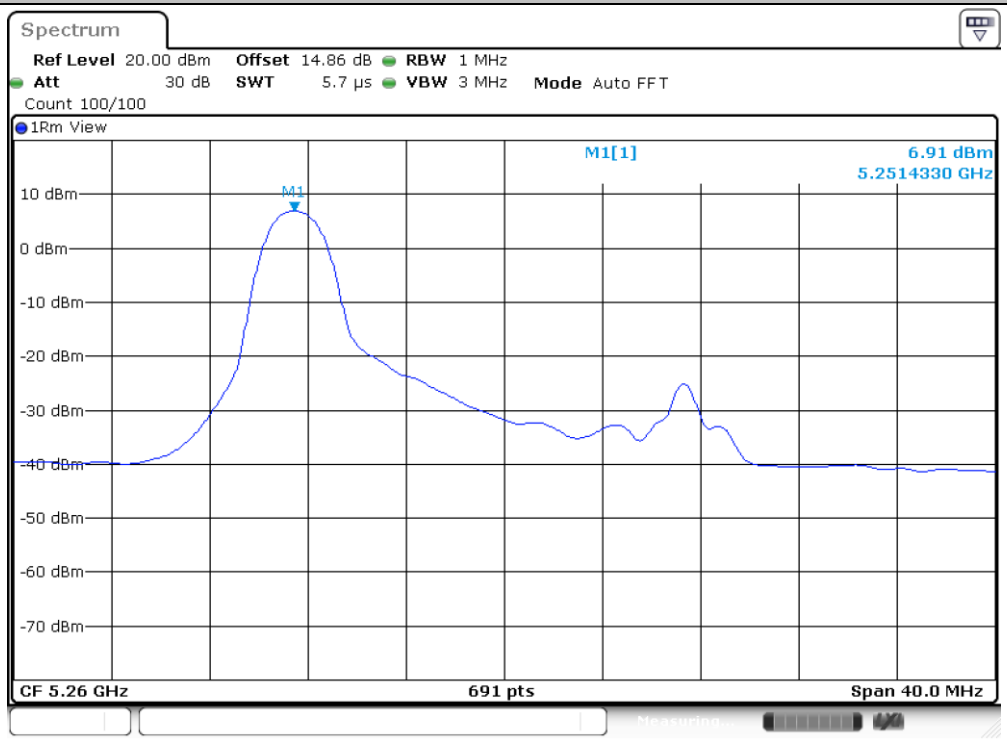

Date: 8.MAR.2024 01:42:12

11BE20MIMO_Ant5_5260_52Tone_RU37

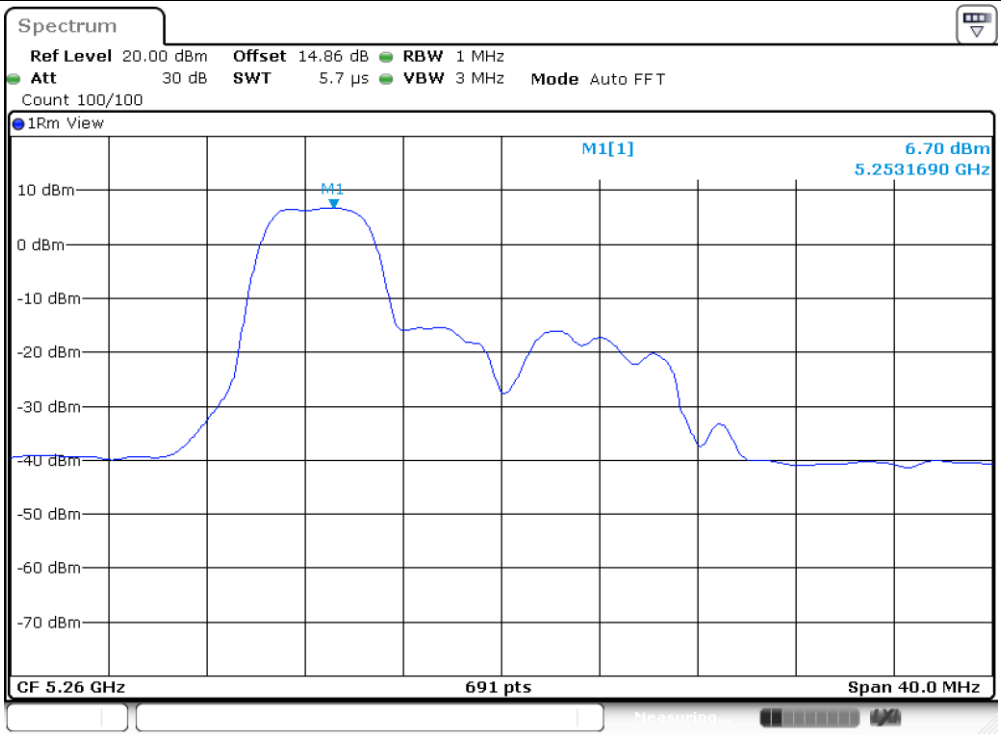

11BE20MIMO_Ant5_5260_106Tone_RU53

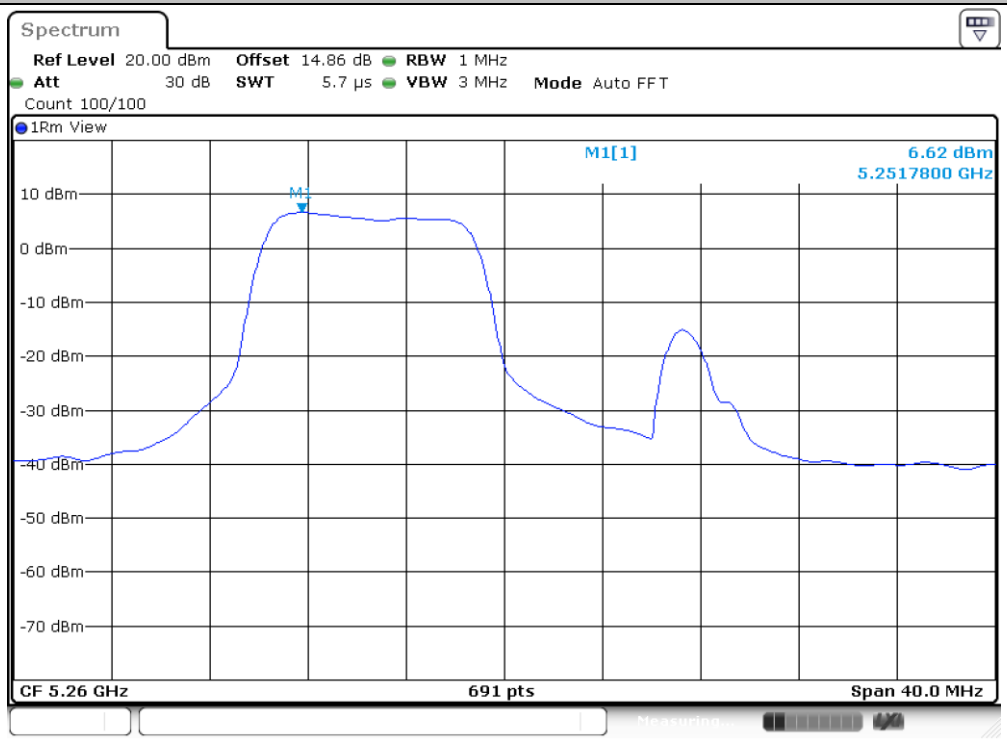

11BE20MIMO_total_5260_26Tone_RU0

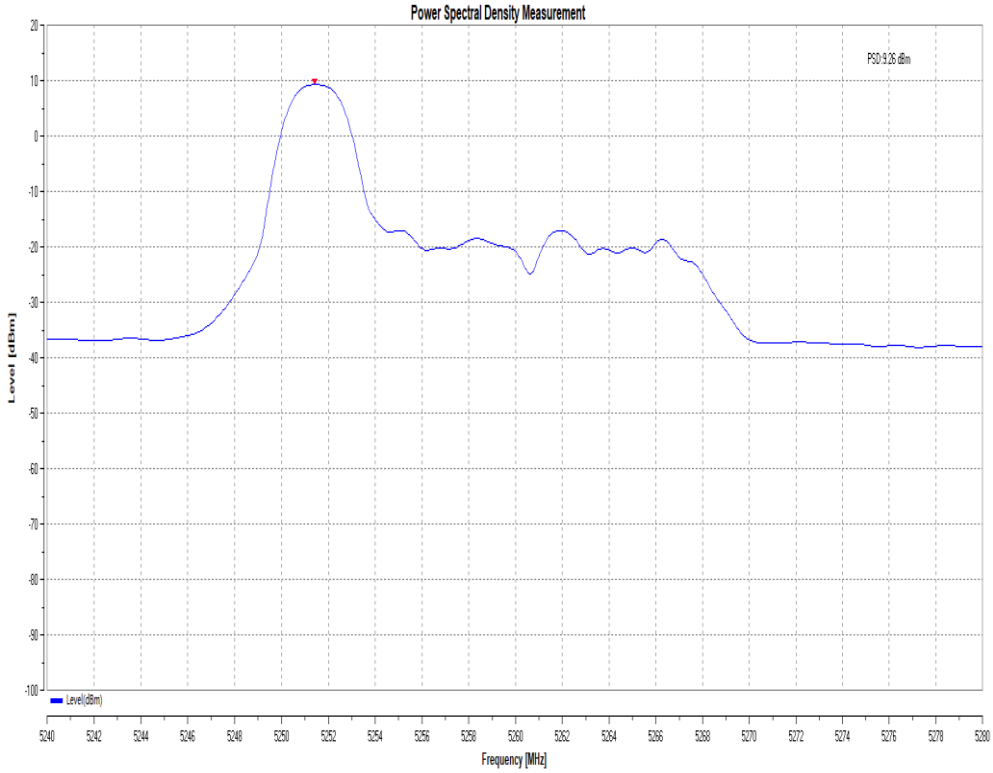

11BE20MIMO_total_5260_52Tone_RU37

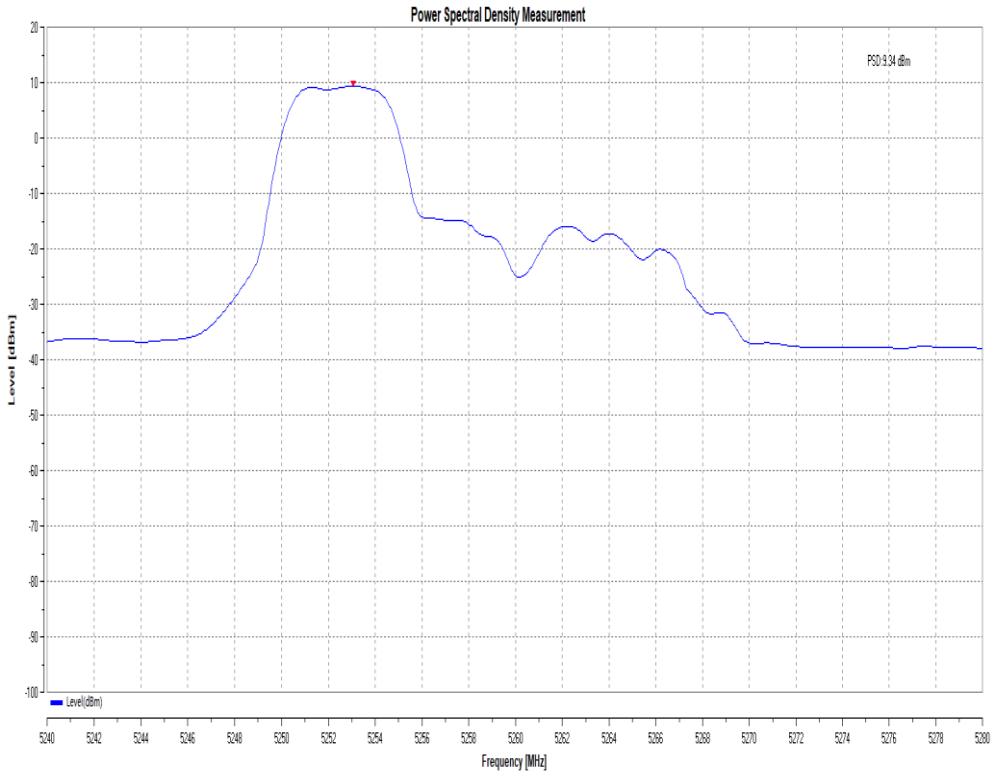

11BE20MIMO_total_5260_106Tone_RU53

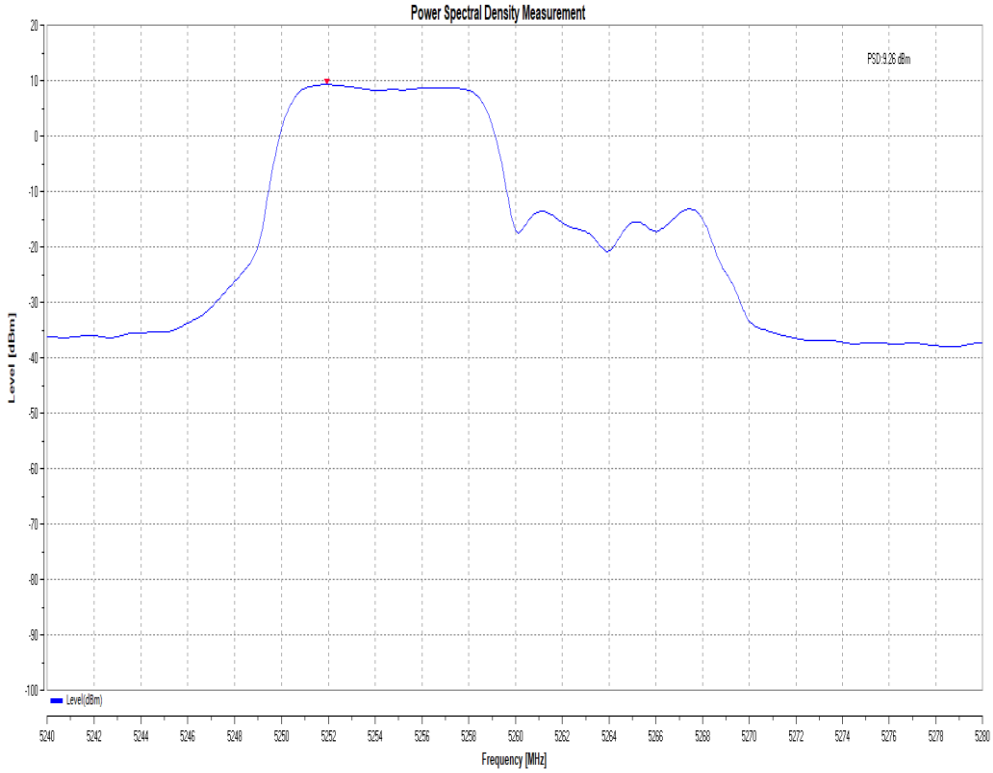

11BE20MIMO_Ant7_5320_26Tone_RU8

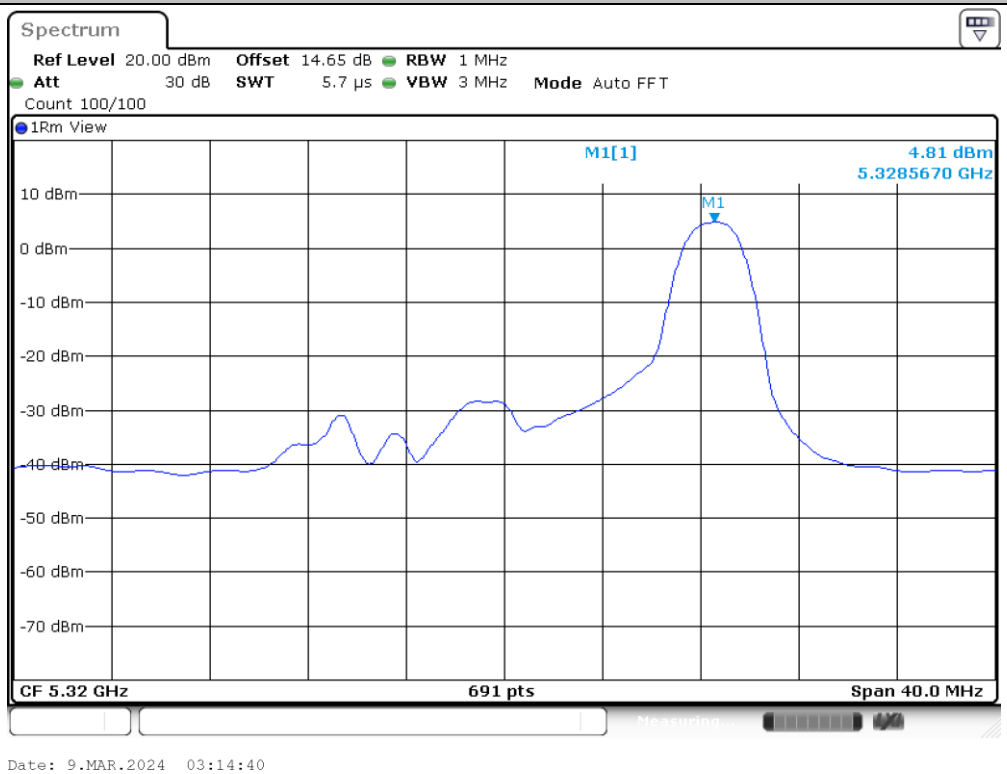

11BE20MIMO_Ant7_5320_52Tone_RU40

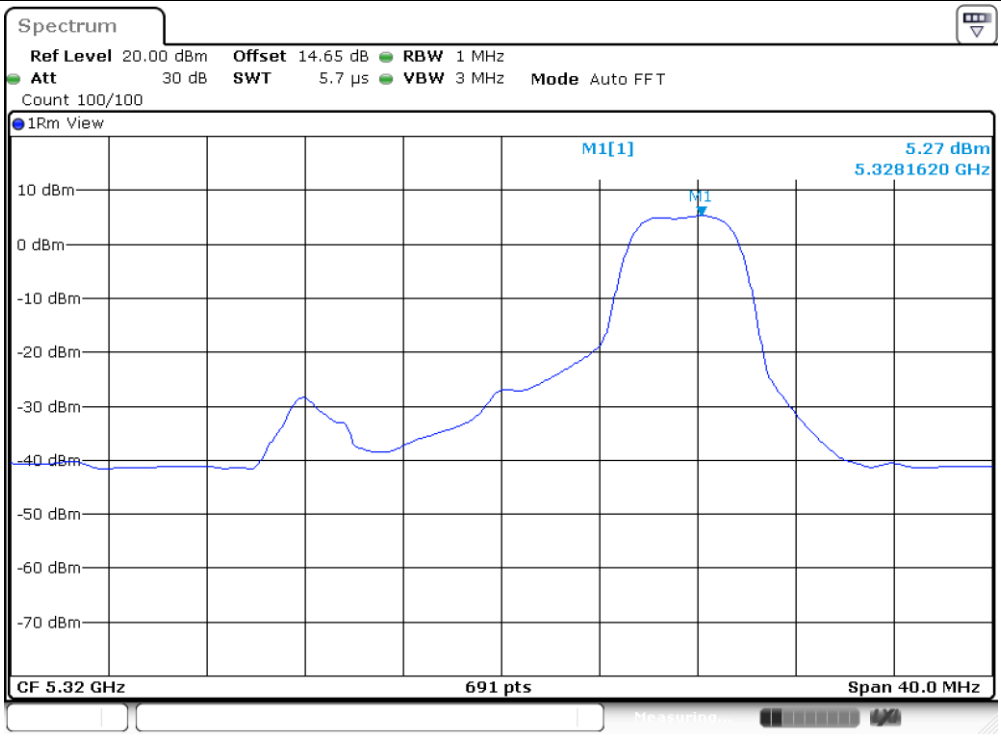

Date: 9.MAR.2024 03:16:44

11BE20MIMO_Ant7_5320_106Tone_RU54

Date: 9.MAR.2024 03:18:17

11BE20MIMO_Ant5_5320_26Tone_RU8

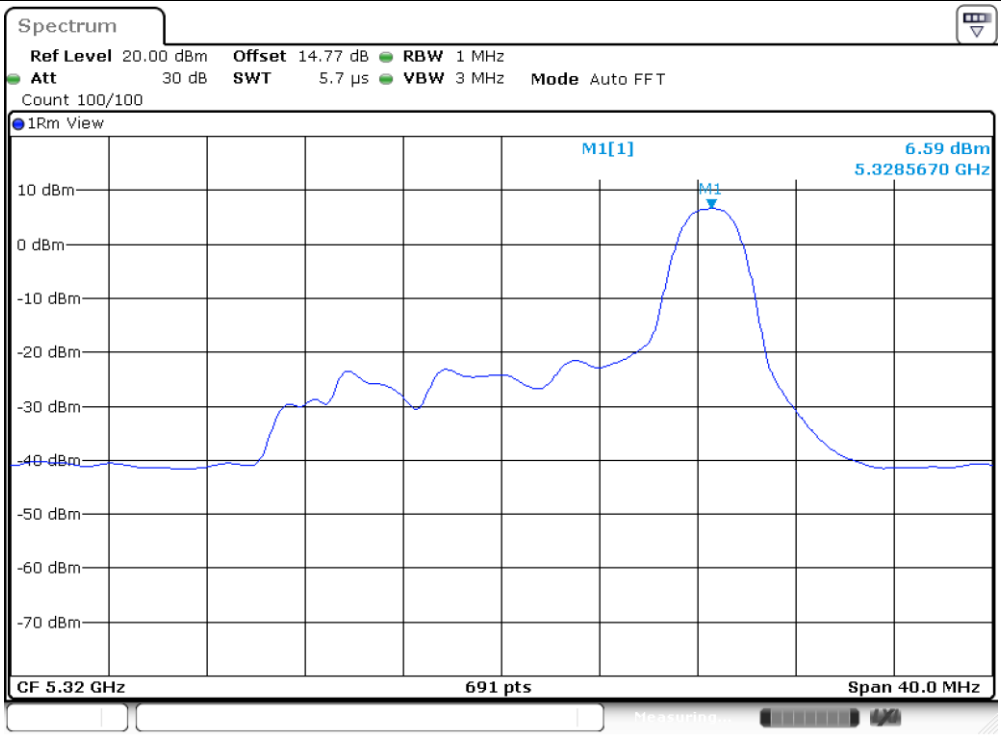

Date: 9.MAR.2024 03:14:52

11BE20MIMO_Ant5_5320_52Tone_RU40

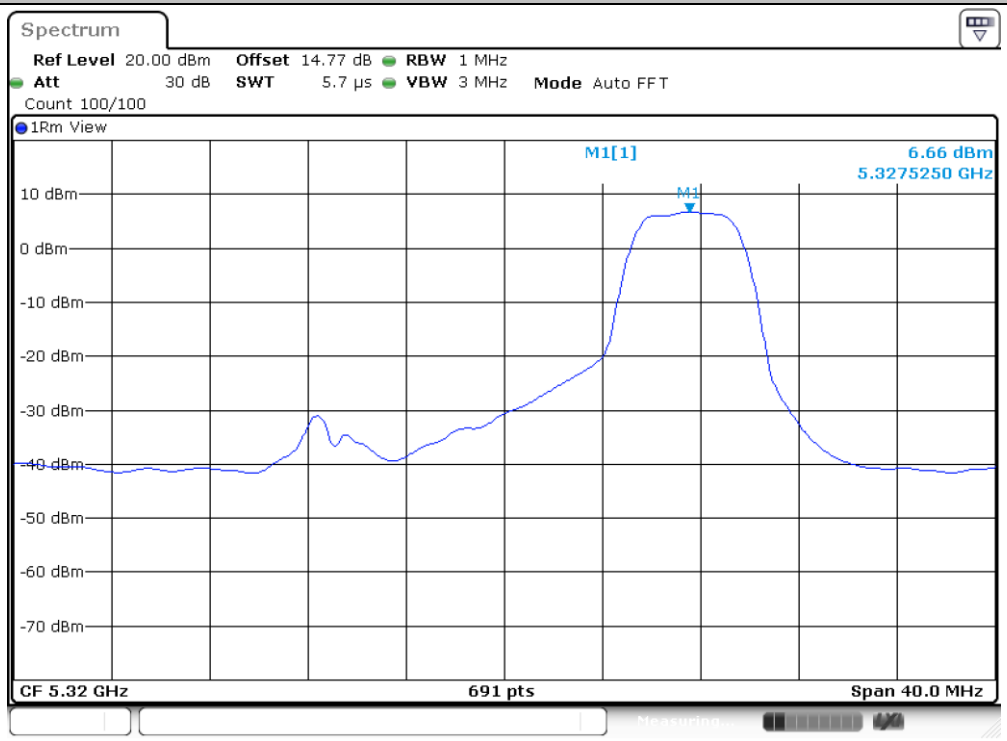

Date: 9.MAR.2024 03:16:56

11BE20MIMO_Ant5_5320_106Tone_RU54

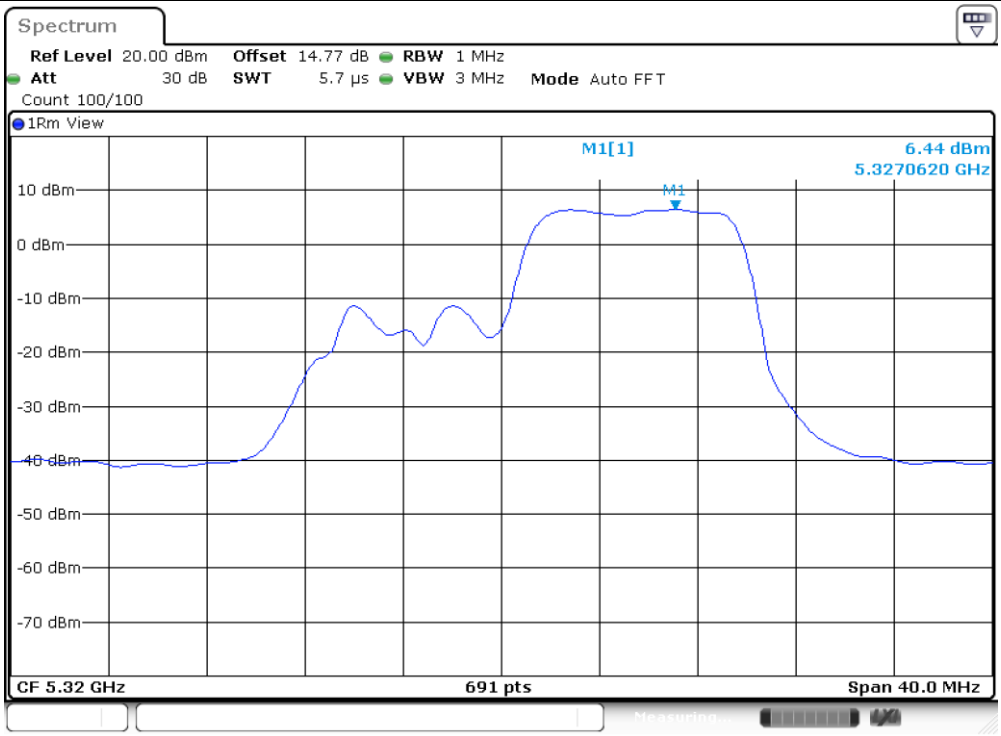

11BE20MIMO_total_5320_26Tone_RU8

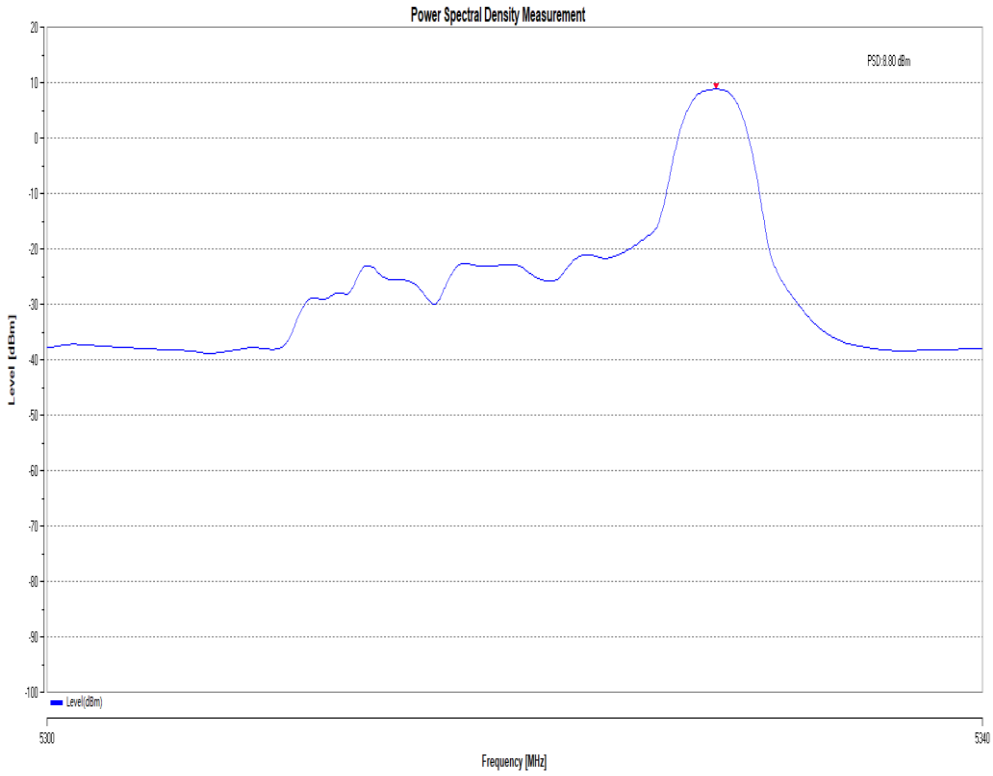

11BE20MIMO_total_5320_52Tone_RU40

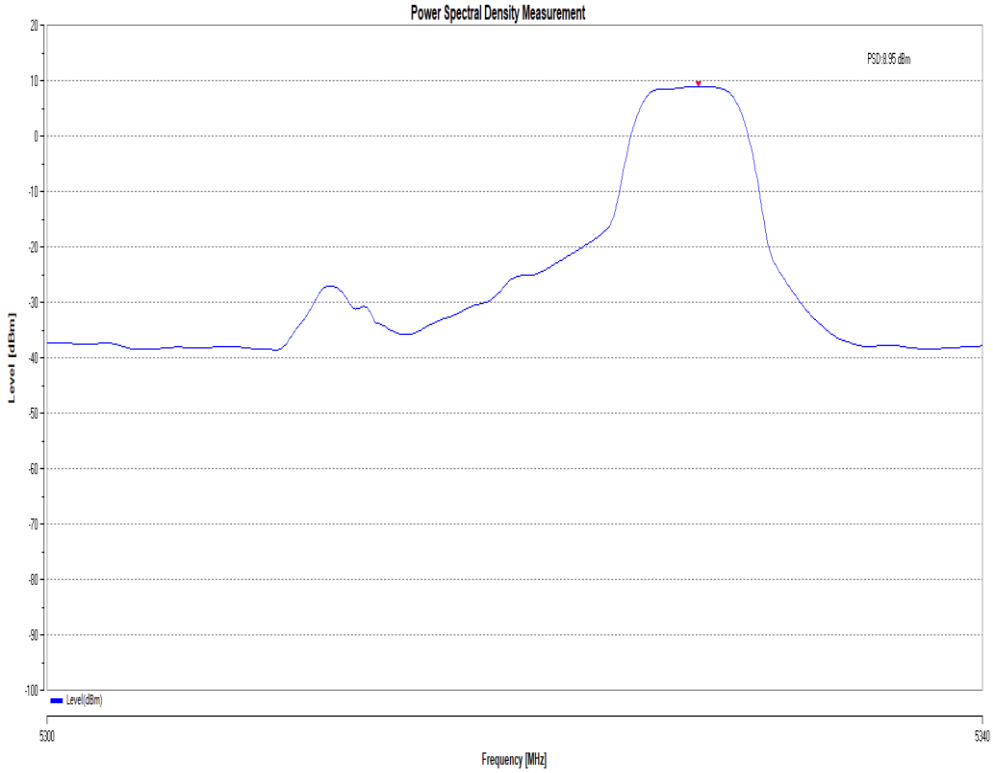

11BE20MIMO_total_5320_106Tone_RU54

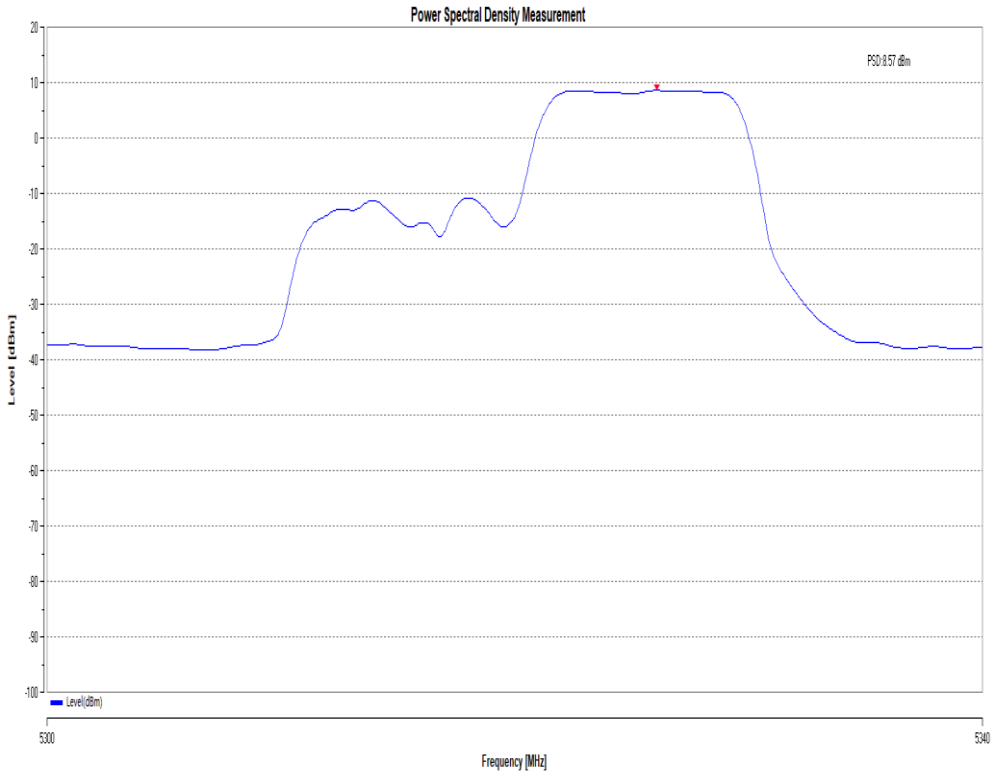

11BE20MIMO_Ant7_5500_26Tone_RU0

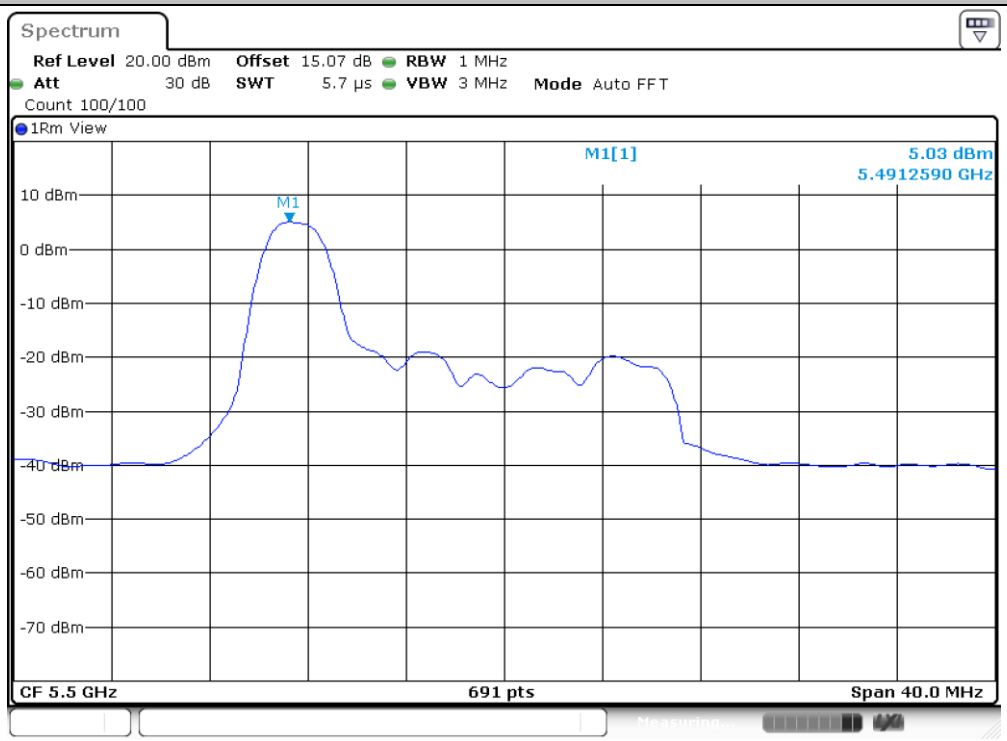

Date: 9.MAR.2024 03:19:50

11BE20MIMO_Ant7_5500_52Tone_RU37

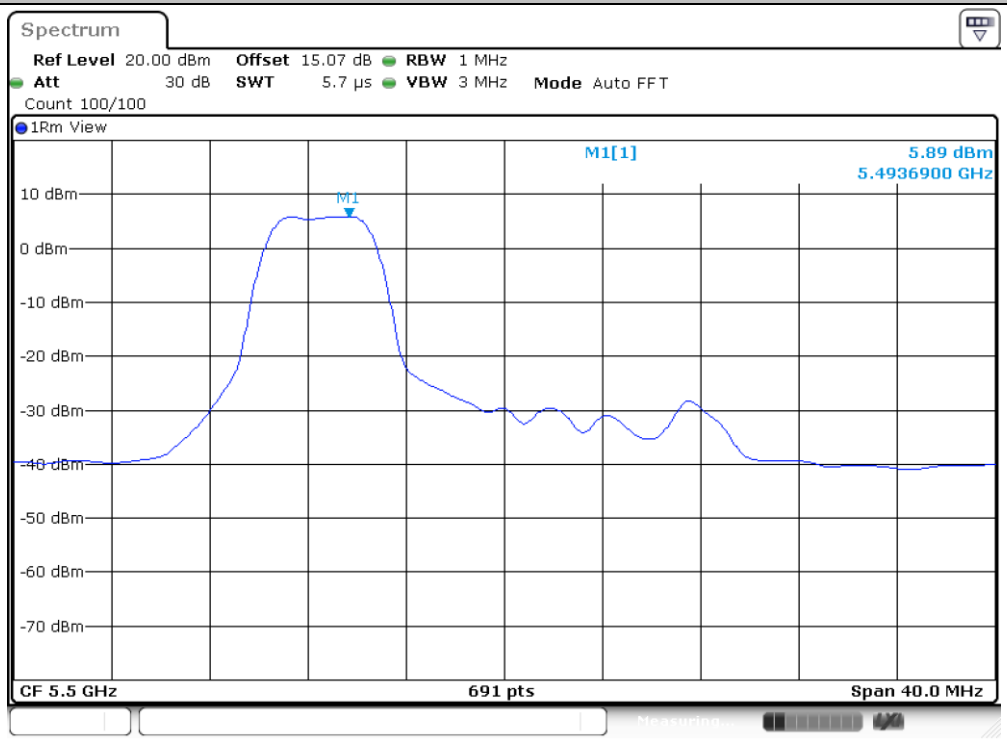

Date: 9.MAR.2024 03:20:52

11BE20MIMO_Ant7_5500_106Tone_RU53

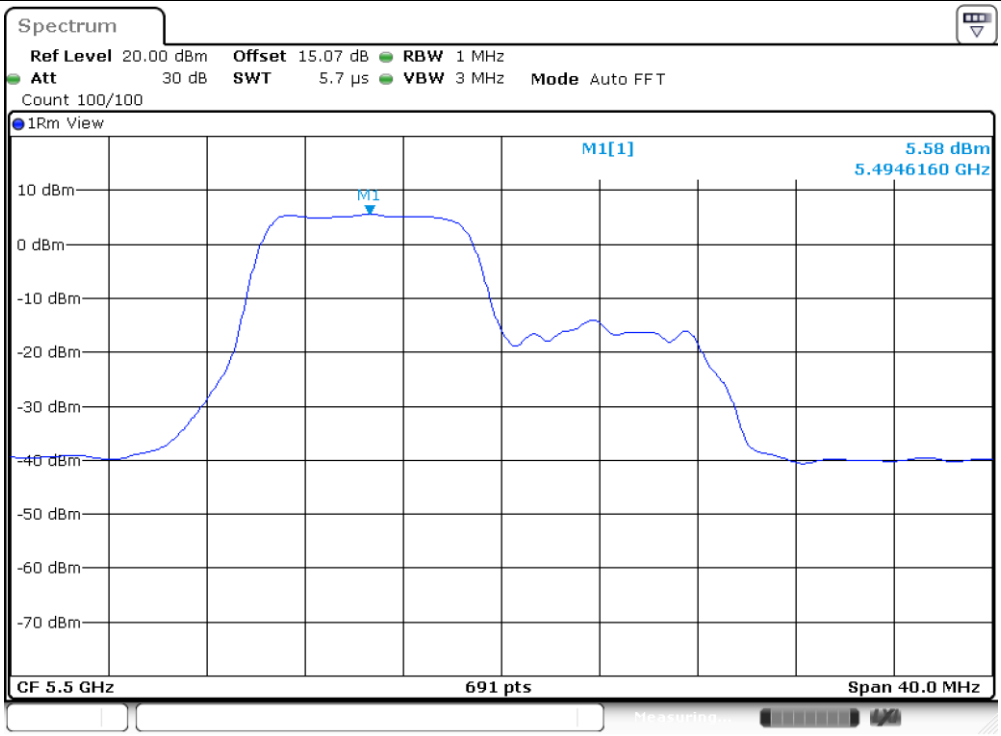

11BE20MIMO_Ant5_5500_26Tone_RU0

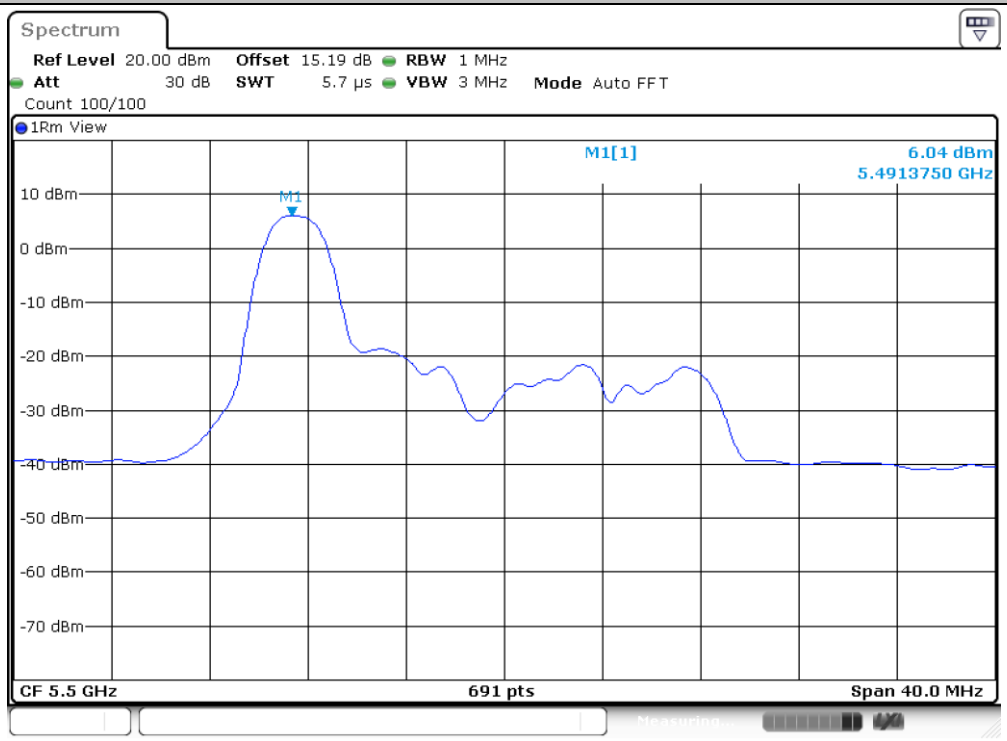

11BE20MIMO_Ant5_5500_52Tone_RU37

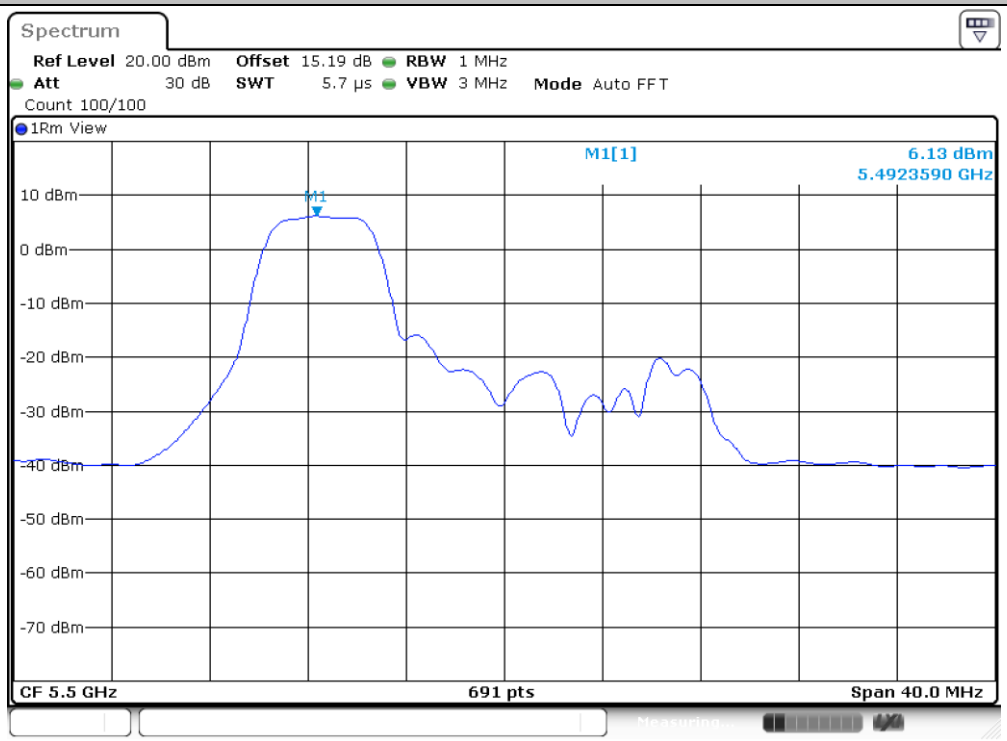

Date: 9.MAR.2024 03:21:03

11BE20MIMO_Ant5_5500_106Tone_RU53

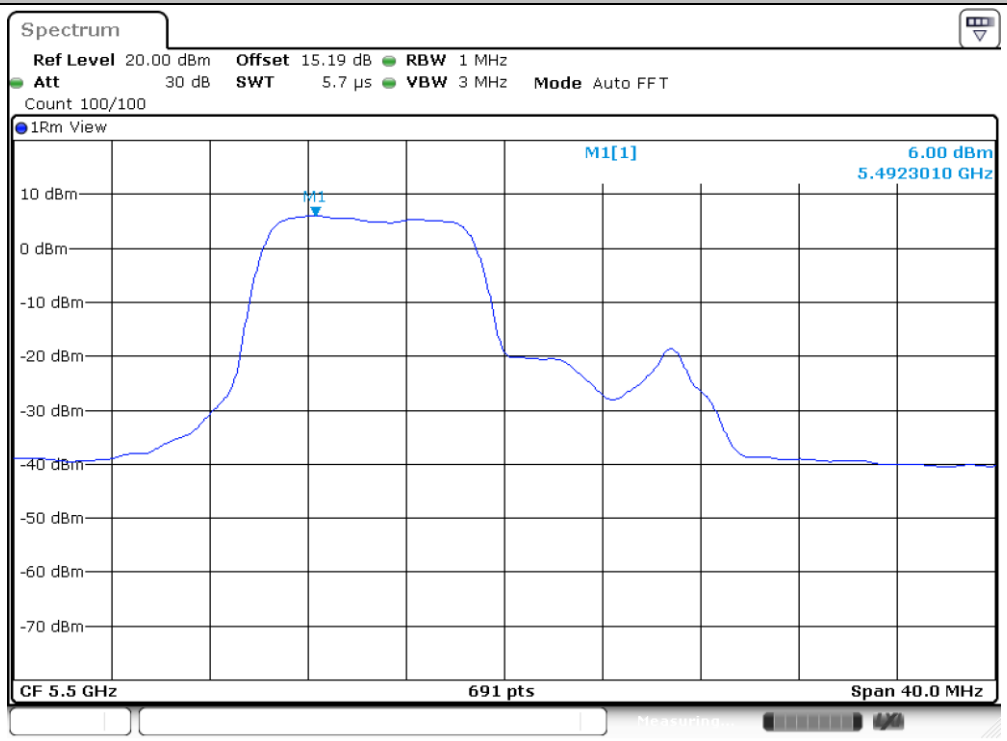

Date: 9.MAR.2024 03:22:36

11BE20MIMO_total_5500_26Tone_RU0

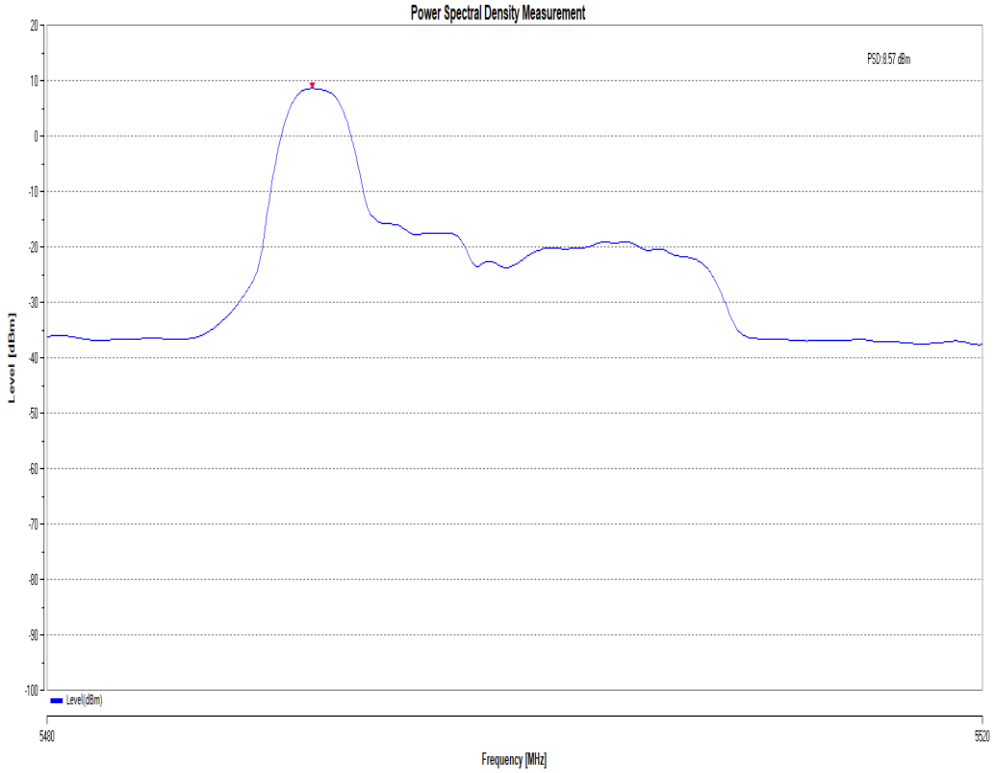

11BE20MIMO_total_5500_52Tone_RU37

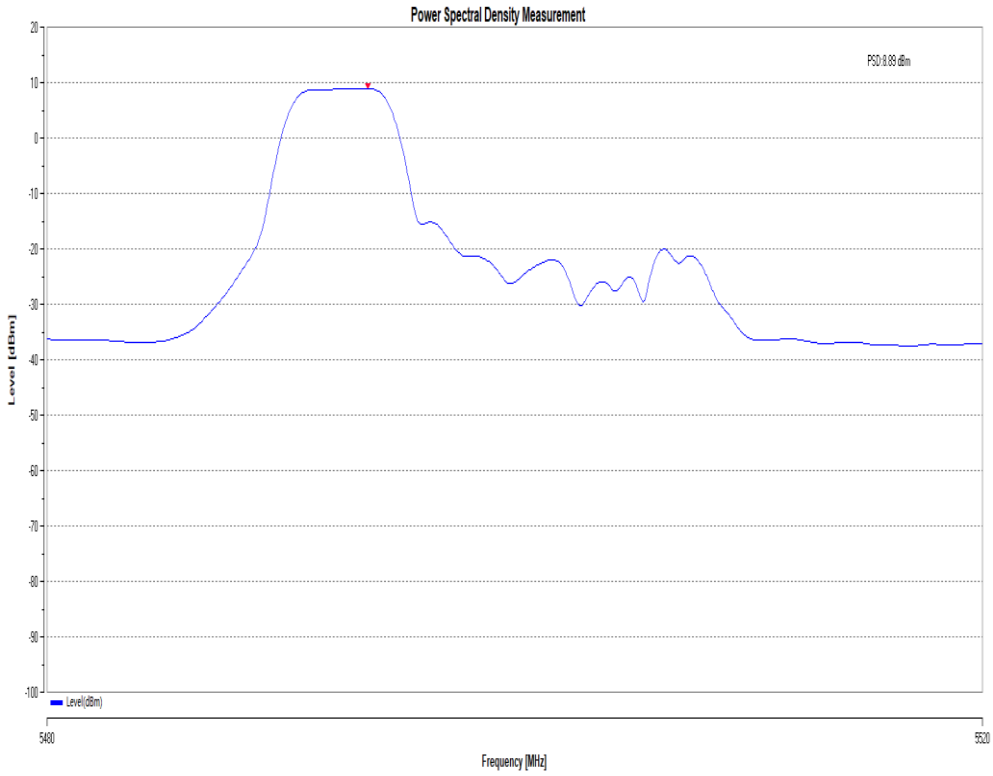

11BE20MIMO_total_5500_106Tone_RU53

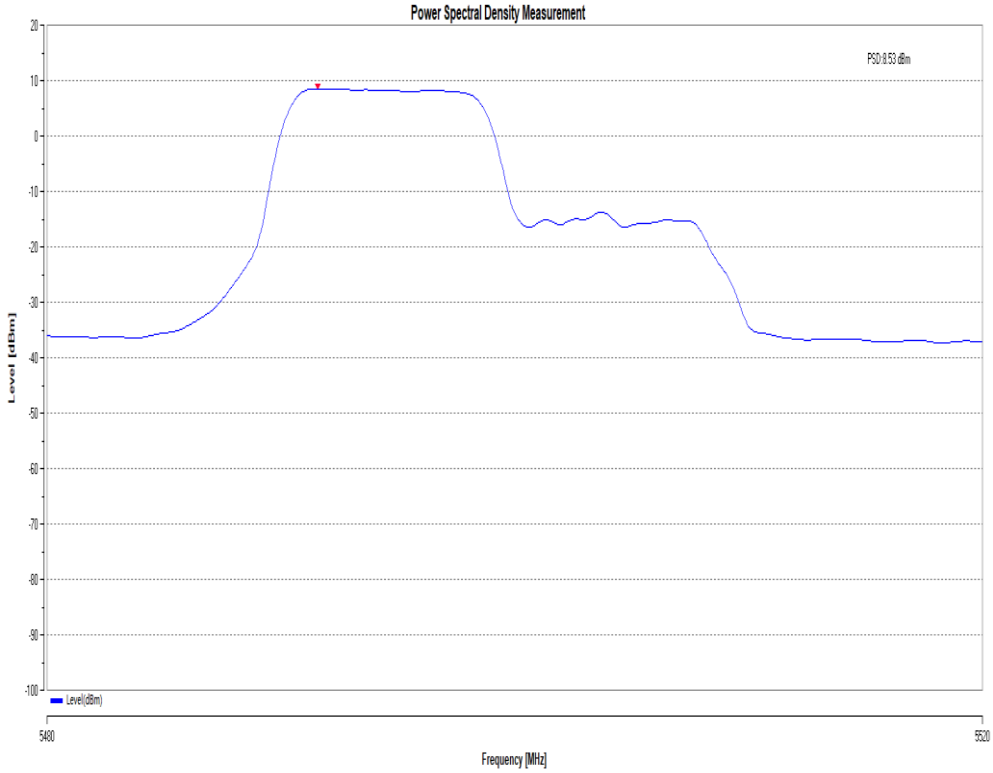

11BE20MIMO_Ant7_5700_26Tone_RU8

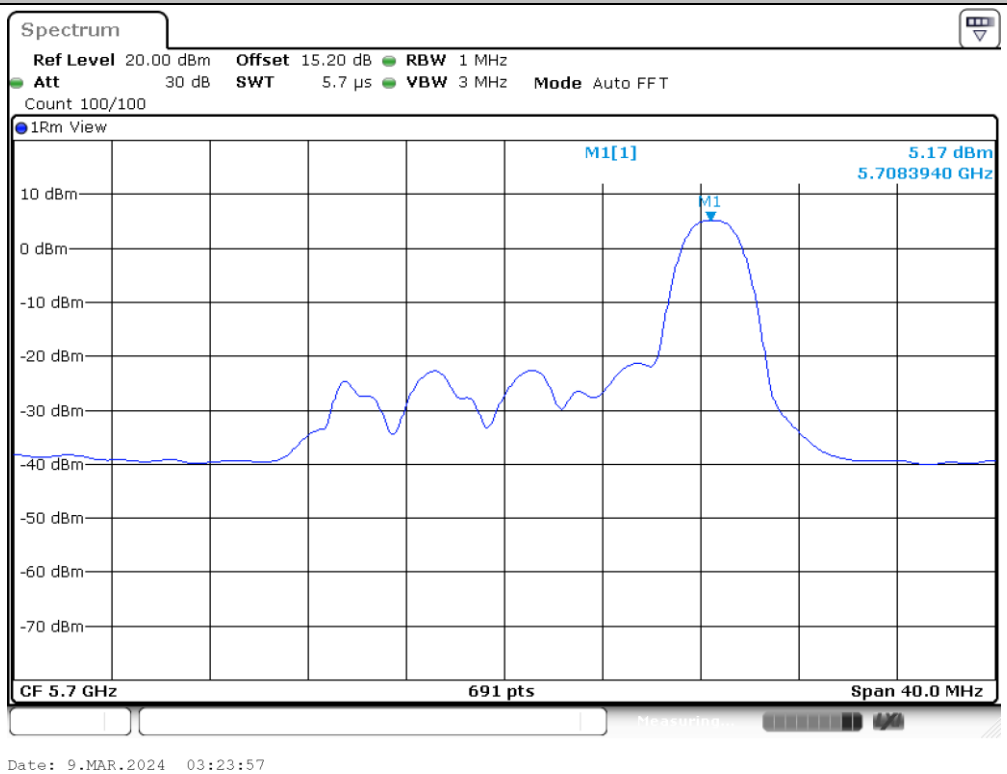

11BE20MIMO_Ant7_5700_52Tone_RU40

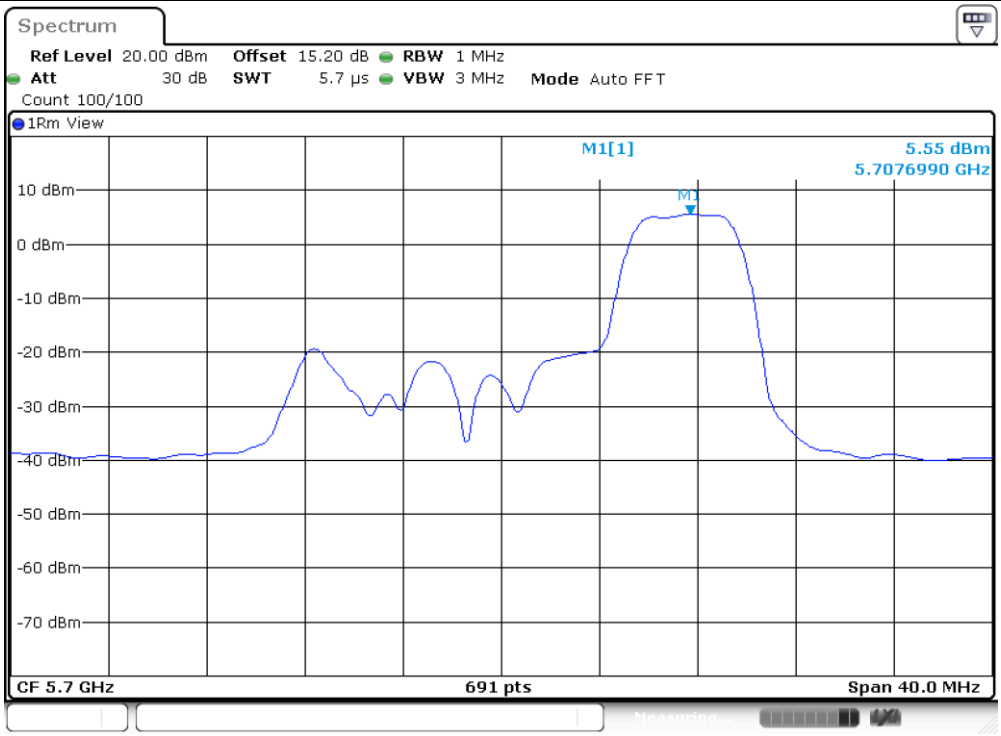

Date: 9.MAR.2024 03:25:30

11BE20MIMO_Ant7_5700_106Tone_RU54

Date: 9.MAR.2024 03:27:03

11BE20MIMO_Ant5_5700_26Tone_RU8

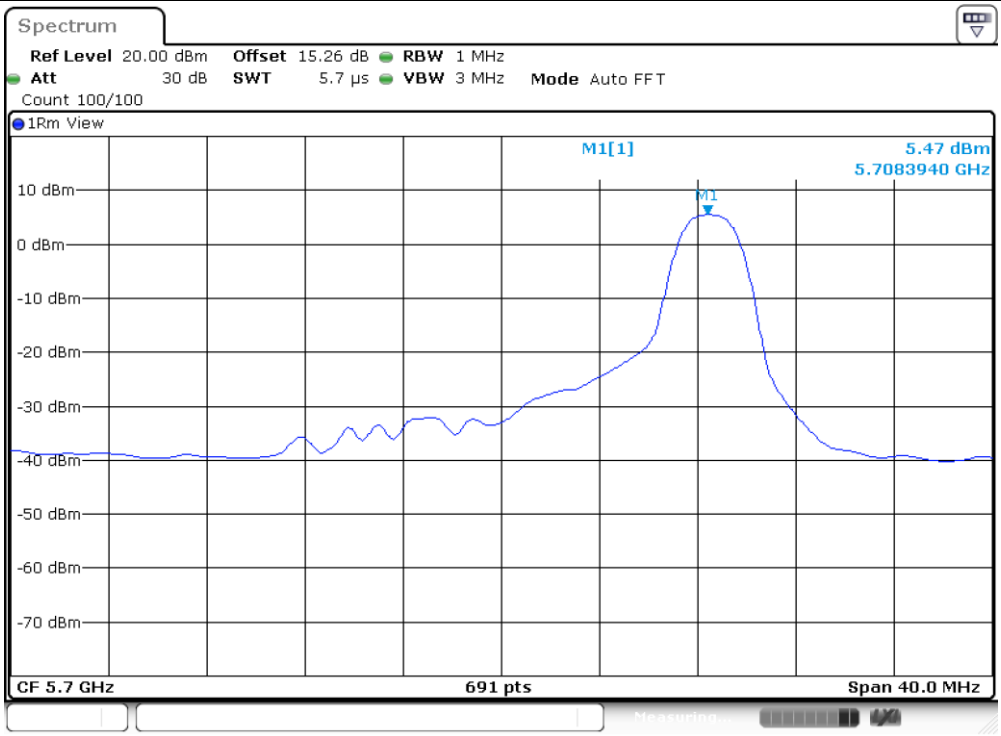

Date: 9.MAR.2024 03:24:09

11BE20MIMO_Ant5_5700_52Tone_RU40

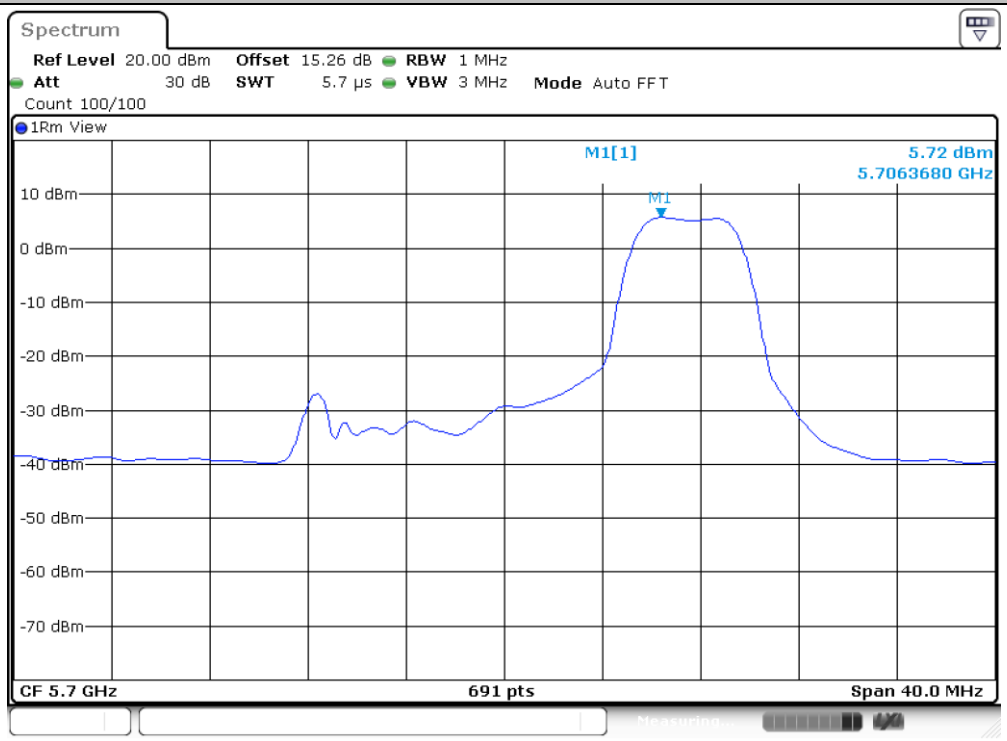

Date: 9.MAR.2024 03:25:42

11BE20MIMO_Ant5_5700_106Tone_RU54

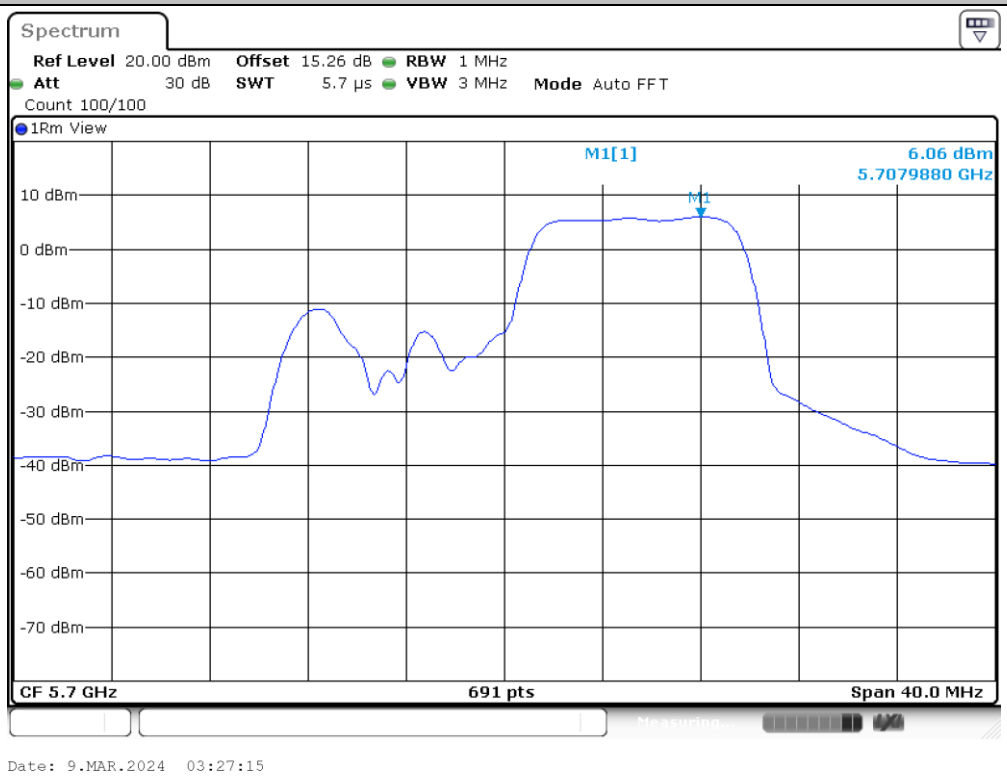

11BE20MIMO_total_5700_26Tone_RU8

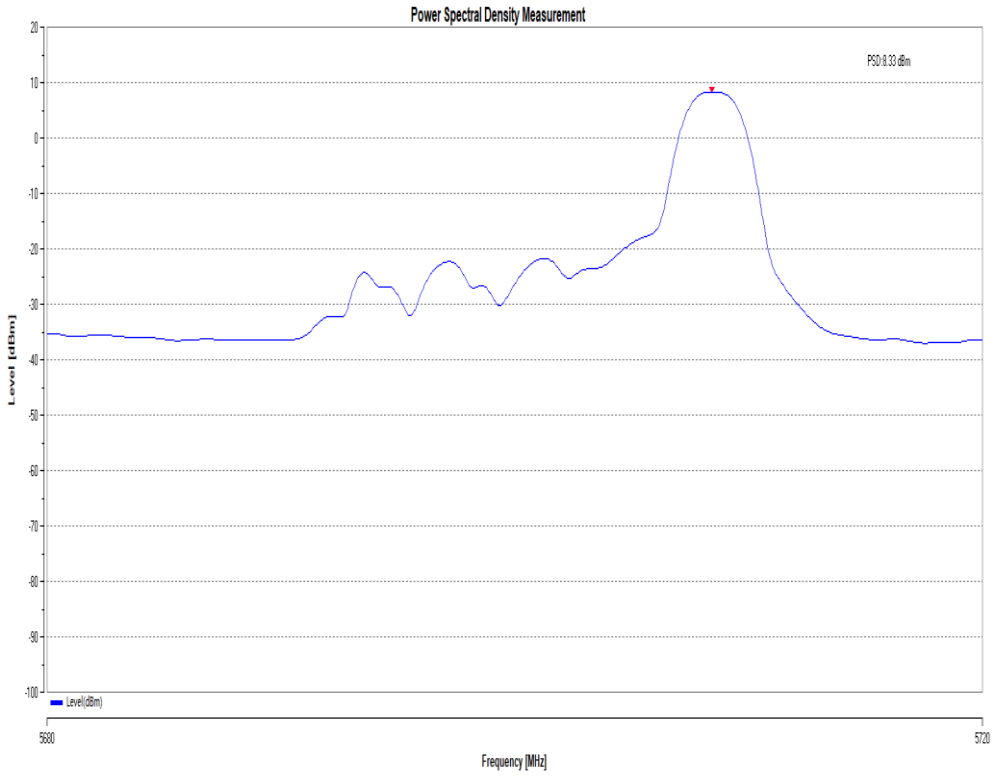

11BE20MIMO_total_5700_52Tone_RU40

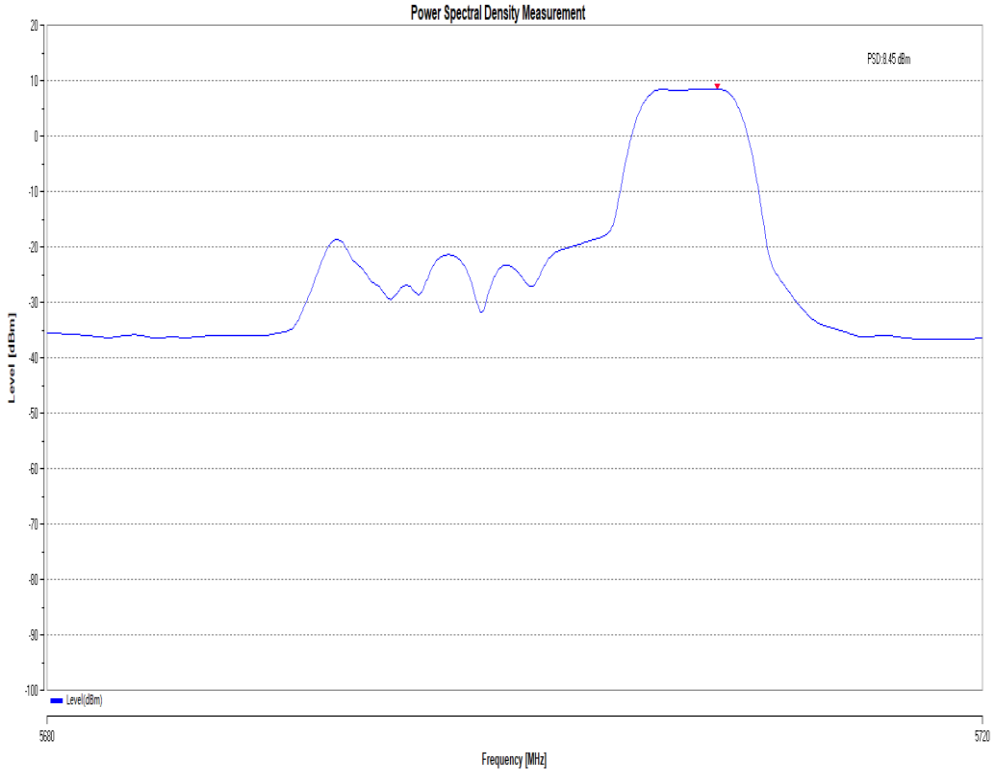

11BE20MIMO_total_5700_106Tone_RU54

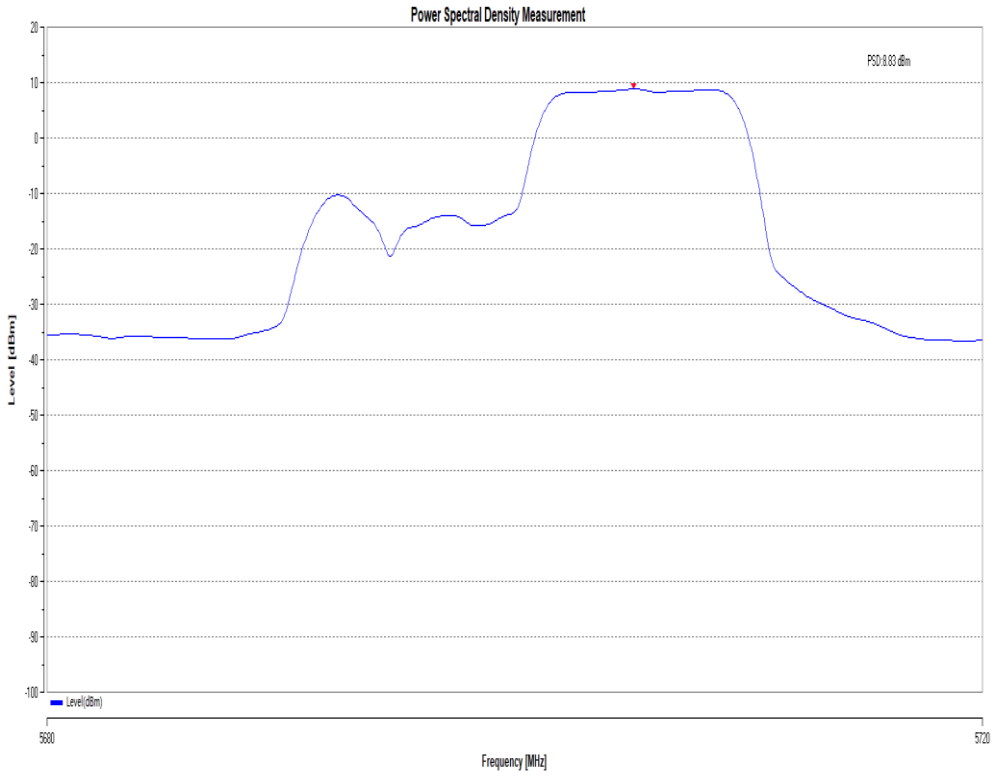

11BE20MIMO_Ant7_5745_26Tone_RU0

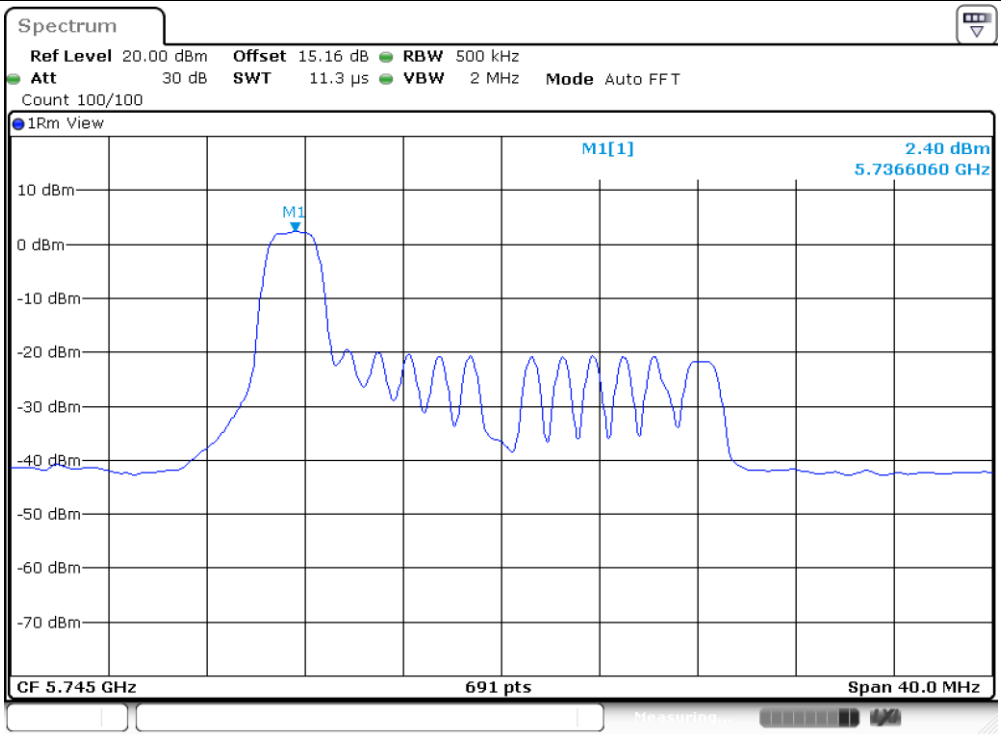

Date: 9.MAR.2024 03:28:58

11BE20MIMO_Ant7_5745_52Tone_RU37

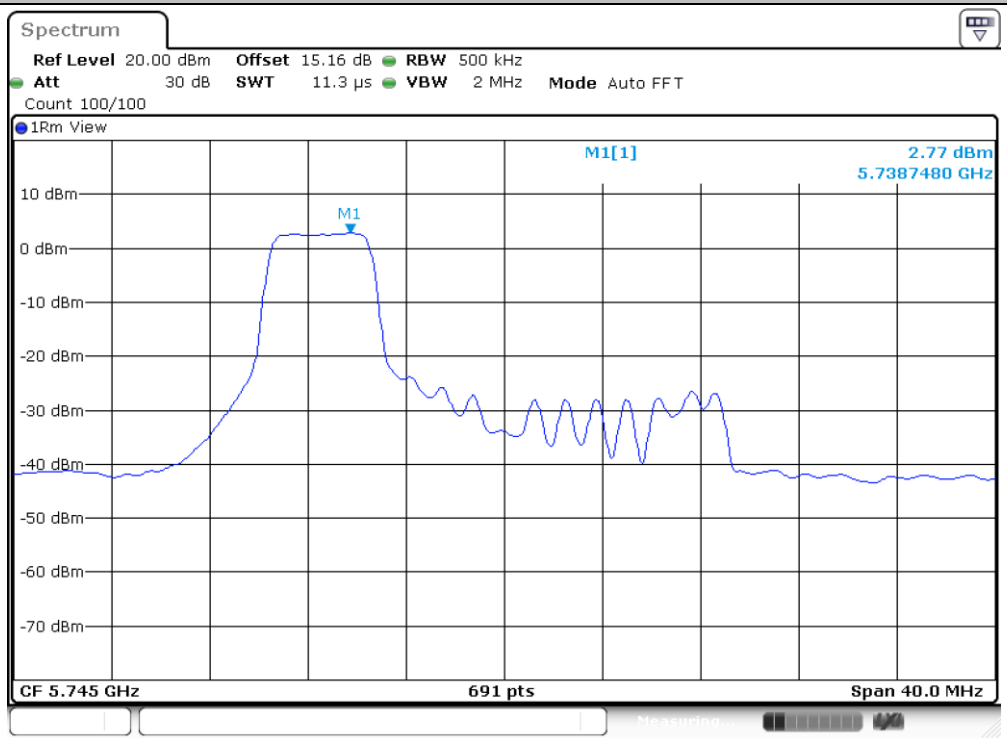

Date: 9.MAR.2024 03:29:53

11BE20MIMO_Ant7_5745_106Tone_RU53

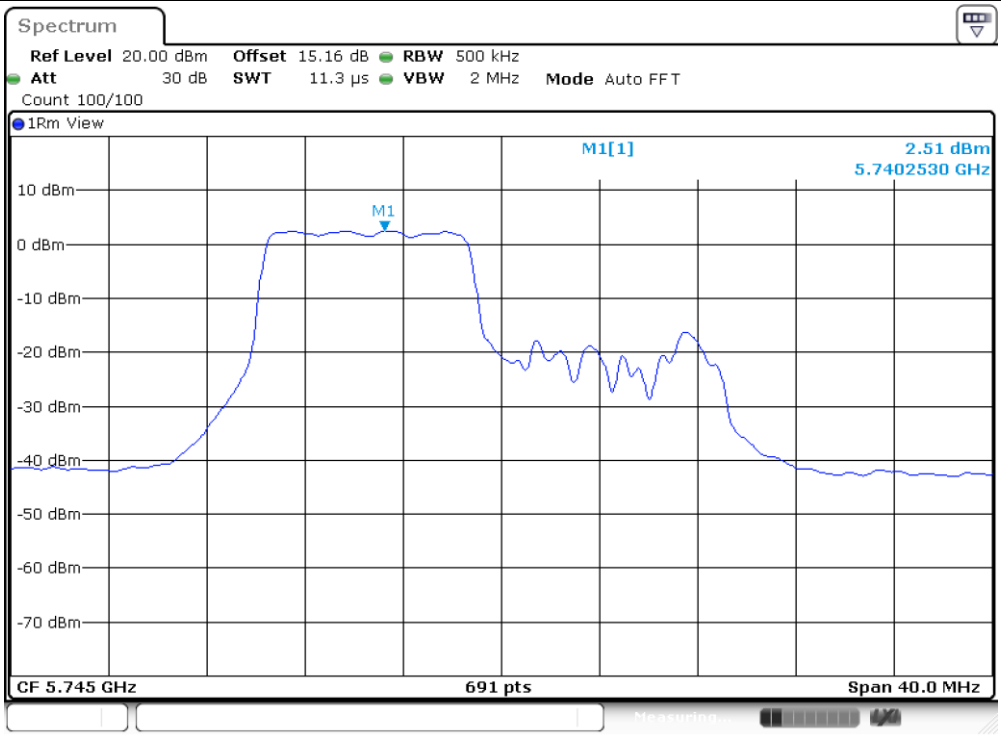

Date: 9.MAR.2024 03:31:43

11BE20MIMO_Ant5_5745_26Tone_RU0

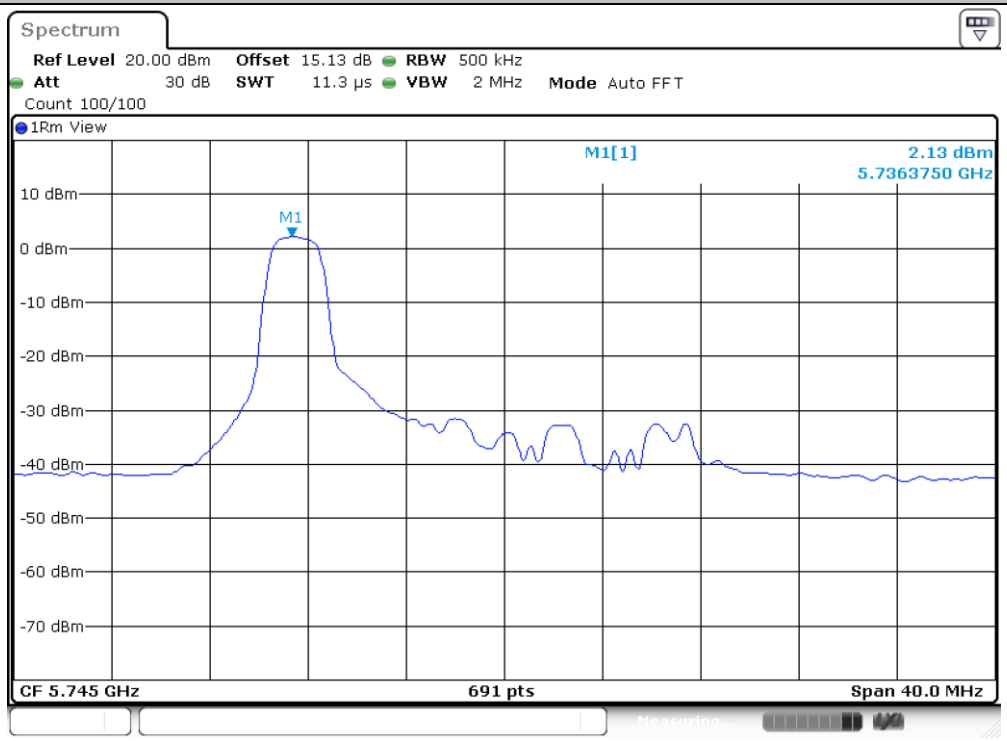

Date: 9.MAR.2024 03:29:09

11BE20MIMO_Ant5_5745_52Tone_RU37

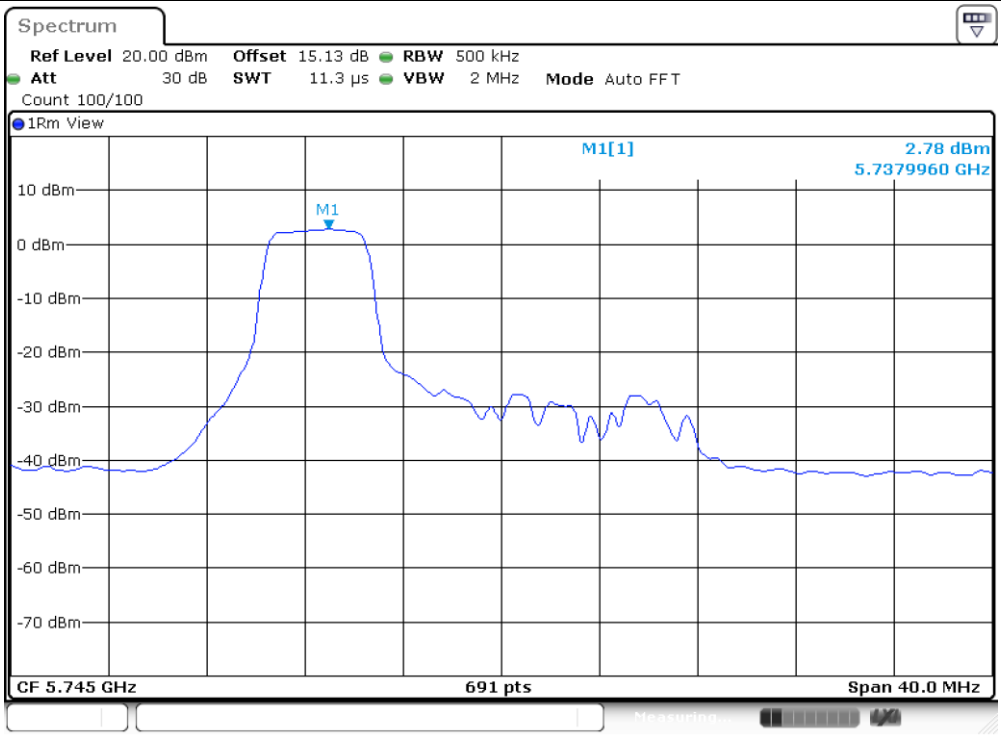

Date: 9.MAR.2024 03:30:04

11BE20MIMO_Ant5_5745_106Tone_RU53

Date: 9.MAR.2024 03:31:55

11BE20MIMO_Ant7_5825_26Tone_RU8

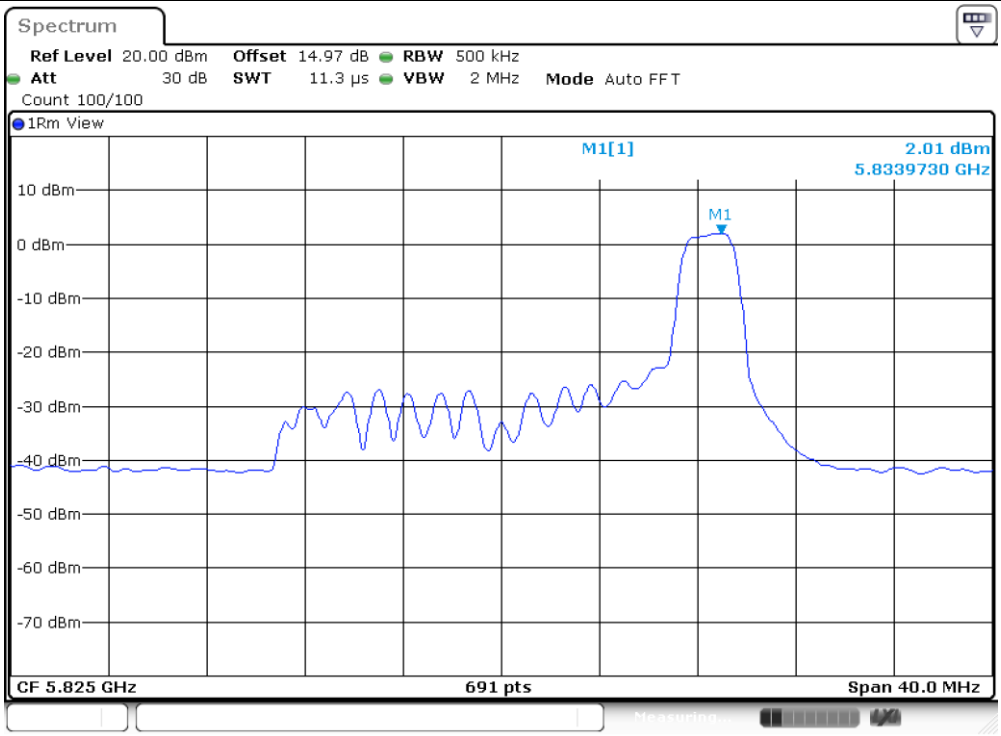

Date: 9.MAR.2024 03:33:34

11BE20MIMO_Ant7_5825_52Tone_RU40

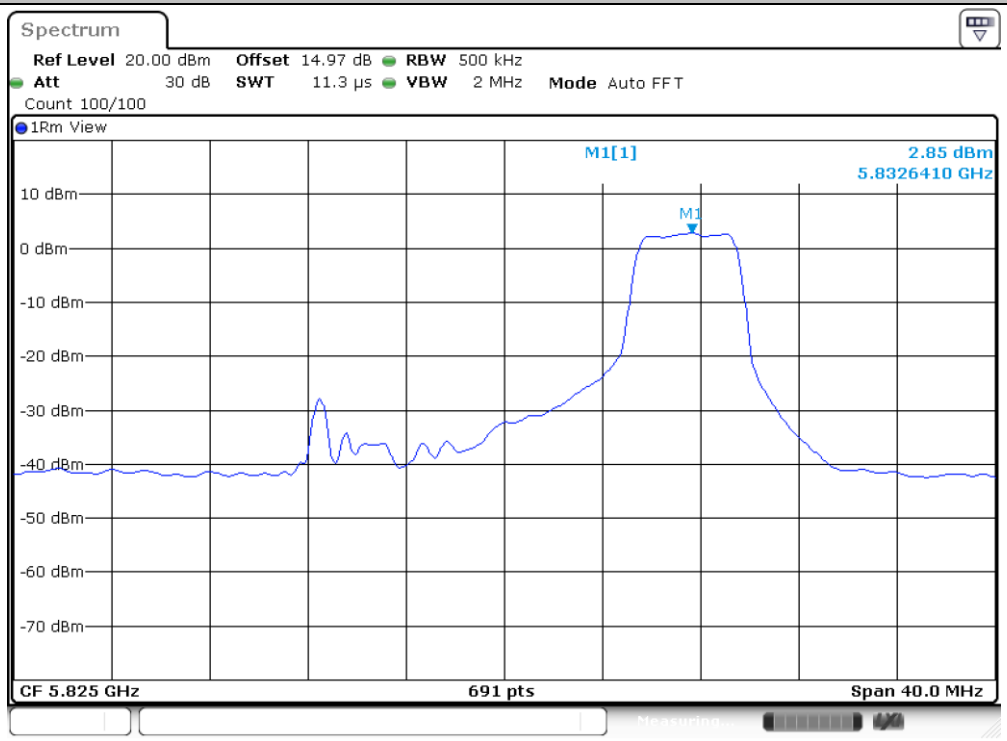

Date: 9.MAR.2024 03:34:57

11BE20MIMO_Ant7_5825_106Tone_RU54

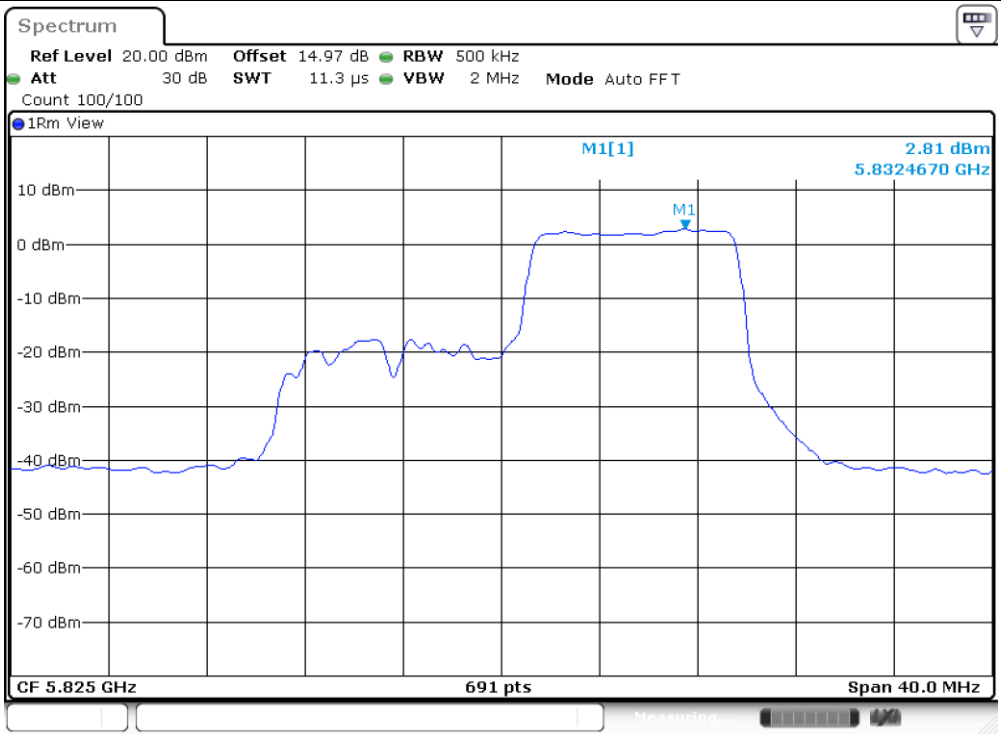

Date: 9.MAR.2024 03:36:19

11BE20MIMO_Ant5_5825_26Tone_RU8

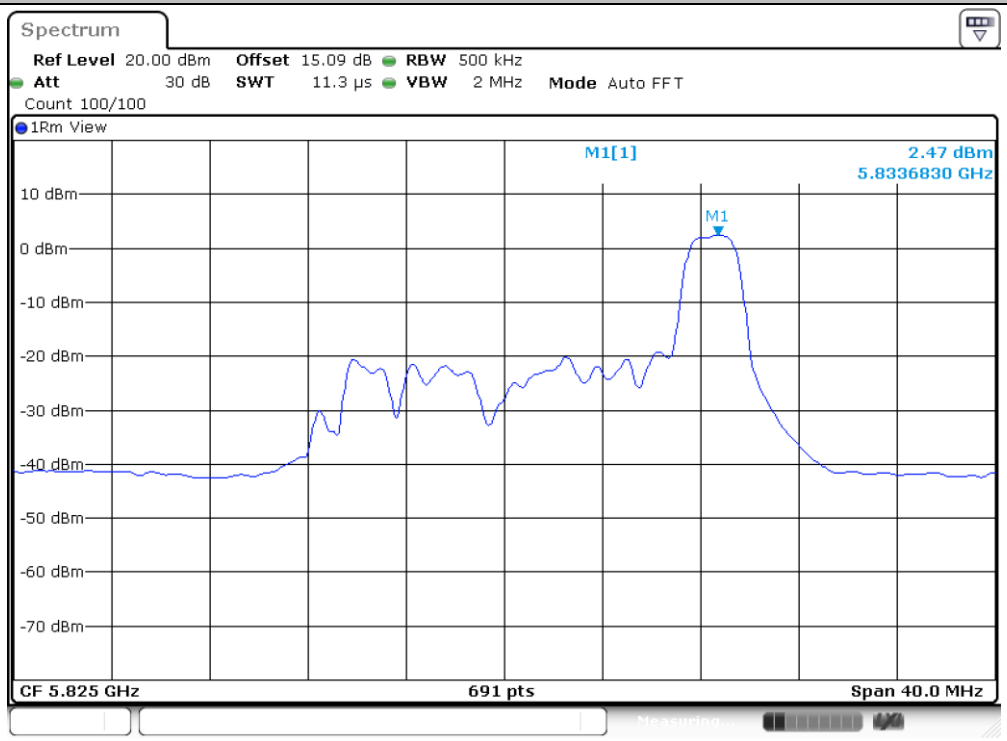

Date: 9.MAR.2024 03:33:45

11BE20MIMO_Ant5_5825_52Tone_RU40

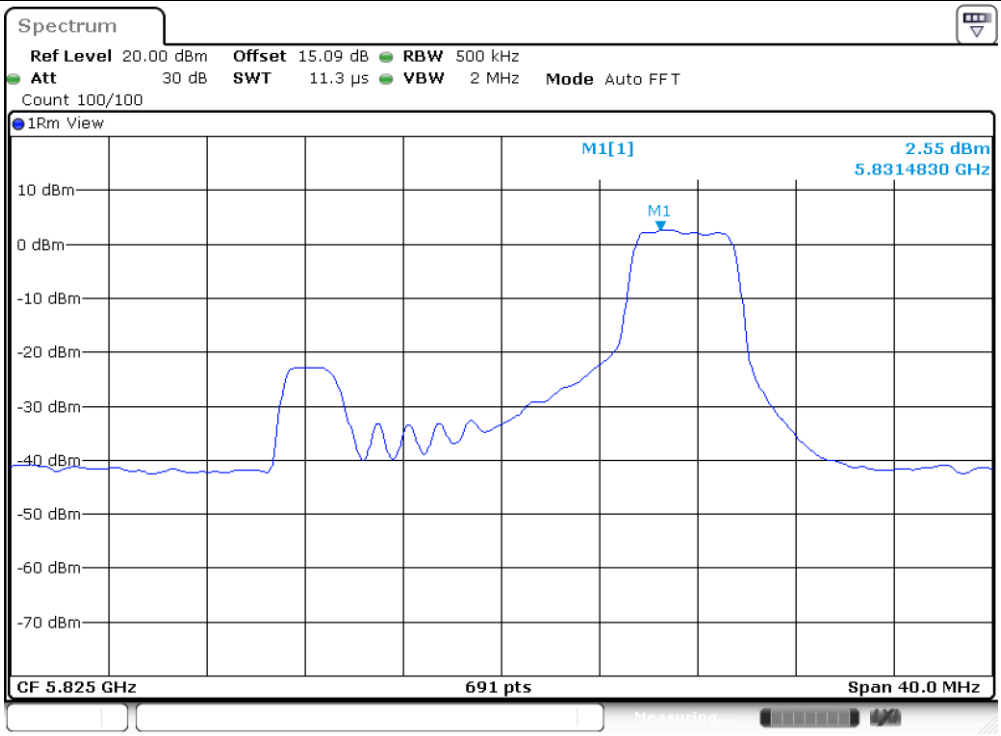

Date: 9.MAR.2024 03:35:08

11BE20MIMO_Ant5_5825_106Tone_RU54

Date: 9.MAR.2024 03:36:31

Appendix B. AC Conducted Emission Test Results

Test Engineer :	FangMing Liang	**Temperature :**	22~24℃
		Relative Humidity :	44~50%
Test Voltage :	120Vac / 60Hz	**Phase :**	Line
Remark :	All emissions not reported here are more than 10 dB below the prescribed limit.		

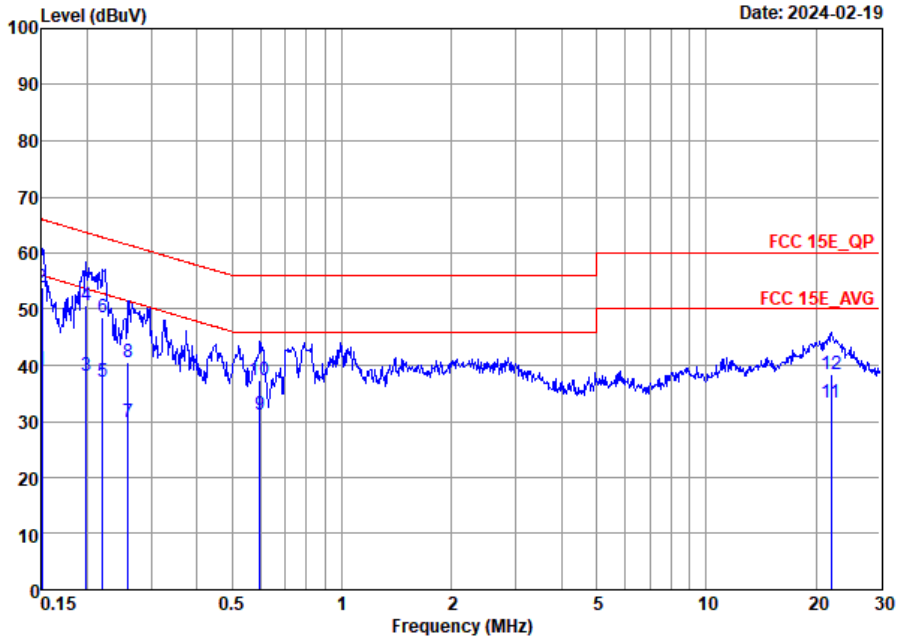

Site : CO01-SZ
Condition: FCC 15E_QP AC LISN 100063_L LINE

		Freq	Level	Over Limit	Limit Line	Read Level	LISN Factor	Cable Loss	Remark
		MHz	dBuV	dB	dBuV	dBuV	dB	dB	
1		0.15	39.22	-16.78	56.00	18.70	10.39	10.13	Average
2	*	0.15	53.92	-12.08	66.00	33.40	10.39	10.13	QP
3		0.20	38.23	-15.44	53.67	17.60	10.48	10.15	Average
4		0.20	50.63	-13.04	63.67	30.00	10.48	10.15	QP
5		0.22	37.08	-15.71	52.79	16.60	10.33	10.15	Average
6		0.22	48.48	-14.31	62.79	28.00	10.33	10.15	QP
7		0.26	29.86	-21.61	51.47	9.60	10.11	10.15	Average
8		0.26	40.46	-21.01	61.47	20.20	10.11	10.15	QP
9		0.59	31.13	-14.87	46.00	10.80	10.17	10.16	Average
10		0.59	37.33	-18.67	56.00	17.00	10.17	10.16	QP
11		22.06	33.40	-16.60	50.00	12.59	10.16	10.65	Average
12		22.06	38.40	-21.60	60.00	17.59	10.16	10.65	QP

Test Engineer :	FangMing Liang	**Temperature :**	22~24℃
		Relative Humidity :	44~50%
Test Voltage :	120Vac / 60Hz	**Phase :**	Neutral
Remark :	All emissions not reported here are more than 10 dB below the prescribed limit.		

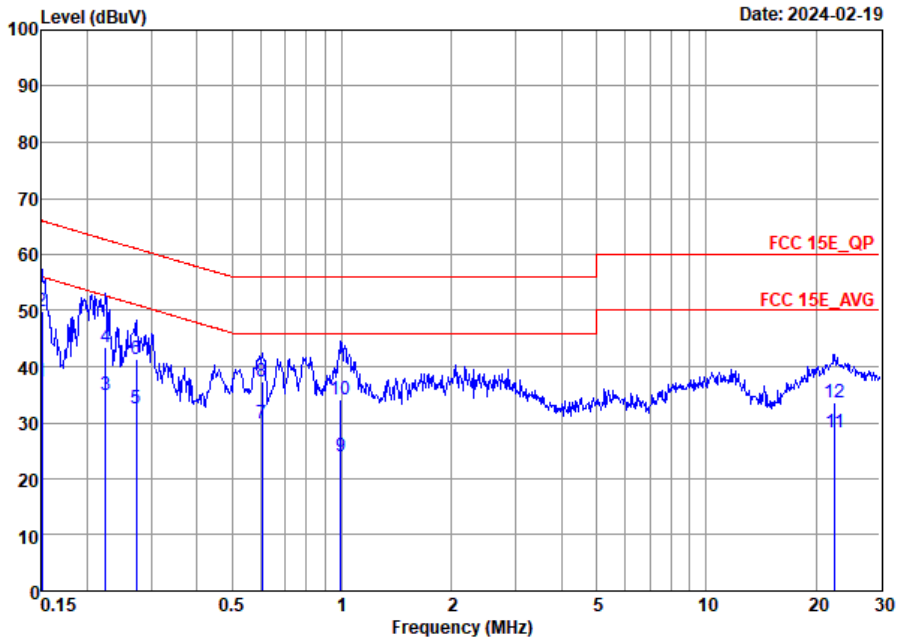

Site : CO01-SZ
Condition: FCC 15E_QP AC LISN 100063_N NEUTRAL

		Freq	Level	Over Limit	Limit Line	Read Level	LISN Factor	Cable Loss	Remark
		MHz	dBuV	dB	dBuV	dBuV	dB	dB	
1		0.15	37.46	-18.54	56.00	17.20	10.13	10.13	Average
2	*	0.15	49.96	-16.04	66.00	29.70	10.13	10.13	QP
3		0.22	34.86	-17.80	52.66	14.50	10.21	10.15	Average
4		0.22	43.46	-19.20	62.66	23.10	10.21	10.15	QP
5		0.27	32.56	-18.47	51.03	12.10	10.31	10.15	Average
6		0.27	41.36	-19.67	61.03	20.90	10.31	10.15	QP
7		0.60	29.82	-16.18	46.00	9.50	10.16	10.16	Average
8		0.60	37.32	-18.68	56.00	17.00	10.16	10.16	QP
9		0.99	23.99	-22.01	46.00	3.60	10.23	10.16	Average
10		0.99	34.19	-21.81	56.00	13.80	10.23	10.16	QP
11		22.54	28.29	-21.71	50.00	7.49	10.13	10.67	Average
12		22.54	33.49	-26.51	60.00	12.69	10.13	10.67	QP

Note:

1. Level(dBμV) = Read Level(dBμV) + LISN Factor(dB) + Cable Loss(dB)
2. Over Limit(dB) = Level(dBμV) – Limit Line(dBμV)

Appendix C. Radiated Spurious Emission Test Data

Test Engineer :	Kuang Jia	Relative Humidity:	50%
		Temperature:	20℃~22℃

Radiated Spurious Emission Test Modes

Mode	Band	Band (GHz)	Antenna	Modulation	Channel	Frequency	Data Rate	RU	Remark
Mode 1	U-NII-1	5.15-5.25	5+7	802.11a	36	5180	6Mbps	-	-
Mode 2	U-NII-1	5.15-5.25	5+7	802.11a	44	5220	6Mbps	-	-
Mode 3	U-NII-1	5.15-5.25	5+7	802.11a	48	5240	6Mbps	-	-
Mode 4	U-NII-2A	5.25-5.35	5+7	802.11a	52	5280	6Mbps	-	-
Mode 5	U-NII-2A	5.25-5.35	5+7	802.11a	60	5300	6Mbps	-	-
Mode 6	U-NII-2A	5.25-5.35	5+7	802.11a	64	5320	6Mbps	-	-
Mode 7	U-NII-2C	5.47-5.725	5+7	802.11a	100	5500	6Mbps	-	-
Mode 8	U-NII-2C	5.47-5.725	5+7	802.11a	116	5580	6Mbps	-	-
Mode 9	U-NII-2C	5.47-5.725	5+7	802.11a	140	5700	6Mbps	-	-
Mode 10	U-NII-1	5.15-5.25	5+7	802.11n HT20	36	5180	MCS0	-	-
Mode 11	U-NII-1	5.15-5.25	5+7	802.11n HT20	44	5220	MCS0	-	-
Mode 12	U-NII-1	5.15-5.25	5+7	802.11n HT20	48	5240	MCS0	-	-
Mode 13	U-NII-2A	5.25-5.35	5+7	802.11n HT20	52	5280	MCS0	-	-
Mode 14	U-NII-2A	5.25-5.35	5+7	802.11n HT20	60	5300	MCS0	-	-
Mode 15	U-NII-2A	5.25-5.35	5+7	802.11n HT20	64	5320	MCS0	-	-
Mode 16	U-NII-2C	5.47-5.725	5+7	802.11n HT20	100	5500	MCS0	-	-
Mode 17	U-NII-2C	5.47-5.725	5+7	802.11n HT20	116	5580	MCS0	-	-
Mode 18	U-NII-2C	5.47-5.725	5+7	802.11n HT20	140	5700	MCS0	-	-
Mode 19	U-NII-1	5.15-5.25	5+7	802.11n HT40	38	5190	MCS0	-	-
Mode 20	U-NII-1	5.15-5.25	5+7	802.11n HT40	46	5230	MCS0	-	-
Mode 21	U-NII-2A	5.25-5.35	5+7	802.11n HT40	54	5270	MCS0	-	-
Mode 22	U-NII-2A	5.25-5.35	5+7	802.11n HT40	62	5310	MCS0	-	-
Mode 23	U-NII-2C	5.47-5.725	5+7	802.11n HT40	102	5510	MCS0	-	-
Mode 24	U-NII-2C	5.47-5.725	5+7	802.11n HT40	134	5670	MCS0	-	-
Mode 25	U-NII-1	5.15-5.25	5+7	802.11ac VHT80	42	5210	MCS0	-	-
Mode 26	U-NII-2A	5.25-5.35	5+7	802.11ac VHT80	58	5290	MCS0	-	-
Mode 27	U-NII-2C	5.47-5.725	5+7	802.11ac VHT80	106	5530	MCS0	-	-
Mode 28	U-NII-2C	5.47-5.725	5+7	802.11ac VHT80	122	5610	MCS0	-	-
Mode 29	U-NII-2A	5.25-5.35	5+7	802.11ac VHT160	50	5250	MCS0	-	-
Mode 30	U-NII-2C	5.47-5.725	5+7	802.11ac VHT160	114	5570	MCS0	-	-
Mode 31	Straddle channels	5.47-5.85	5+7	802.11a	144	5720	6Mbps	-	-
Mode 32	Straddle channels	5.47-5.85	5+7	802.11n HT20	144	5720	MCS0	-	-
Mode 33	Straddle channels	5.47-5.85	5+7	802.11n HT40	142	5710	MCS0	-	-
Mode 34	Straddle channels	5.47-5.85	5+7	802.11n HT80	138	5690	MCS0	-	-
Mode 35	U-NII-1	5.15-5.25	5+7	802.11ax HE20	36	5180	MCS0	Full RU	-
Mode 36	U-NII-1	5.15-5.25	5+7	802.11ax HE20	44	5220	MCS0	Full RU	-
Mode 37	U-NII-1	5.15-5.25	5+7	802.11ax HE20	48	5240	MCS0	Full RU	-
Mode 38	U-NII-2A	5.25-5.35	5+7	802.11ax HE20	52	5280	MCS0	Full RU	-
Mode 39	U-NII-2A	5.25-5.35	5+7	802.11ax HE20	60	5300	MCS0	Full RU	-
Mode 40	U-NII-2A	5.25-5.35	5+7	802.11ax HE20	64	5320	MCS0	Full RU	-

Mode	Band	Band (GHz)	Antenna	Modulation	Channel	Frequency	Data Rate	RU	Remark
Mode 41	U-NII-2C	5.47-5.725	5+7	802.11ax HE20	100	5500	MCS0	Full RU	-
Mode 42	U-NII-2C	5.47-5.725	5+7	802.11ax HE20	116	5580	MCS0	Full RU	-
Mode 43	U-NII-2C	5.47-5.725	5+7	802.11ax HE20	140	5700	MCS0	Full RU	-
Mode 44	U-NII-1	5.15-5.25	5+7	802.11ax HE40	38	5190	MCS0	Full RU	-
Mode 45	U-NII-1	5.15-5.25	5+7	802.11ax HE40	46	5230	MCS0	Full RU	-
Mode 46	U-NII-2A	5.25-5.35	5+7	802.11ax HE40	54	5270	MCS0	Full RU	-
Mode 47	U-NII-2A	5.25-5.35	5+7	802.11ax HE40	62	5310	MCS0	Full RU	-
Mode 48	U-NII-2C	5.47-5.725	5+7	802.11ax HE40	102	5510	MCS0	Full RU	-
Mode 49	U-NII-2C	5.47-5.725	5+7	802.11ax HE40	134	5670	MCS0	Full RU	-
Mode 50	U-NII-1	5.15-5.25	5+7	802.11ax HE80	42	5210	MCS0	Full RU	-
Mode 51	U-NII-2A	5.25-5.35	5+7	802.11ax HE80	58	5290	MCS0	Full RU	-
Mode 52	U-NII-2C	5.47-5.725	5+7	802.11ax HE80	106	5530	MCS0	Full RU	-
Mode 53	U-NII-2C	5.47-5.725	5+7	802.11ax HE80	122	5610	MCS0	Full RU	-
Mode 54	U-NII-2A	5.25-5.35	5+7	802.11ax HE160	50	5250	MCS0	Full RU	-
Mode 55	U-NII-2C	5.47-5.725	5+7	802.11ax HE160	114	5570	MCS0	Full RU	-
Mode 56	Straddle channels	5.47-5.85	5+7	802.11ax HE20	144	5720	MCS0	Full RU	-
Mode 57	Straddle channels	5.47-5.85	5+7	802.11ax HE40	142	5710	MCS0	Full RU	-
Mode 58	Straddle channels	5.47-5.85	5+7	802.11ax HE80	138	5690	MCS0	Full RU	-
Mode 59	U-NII-1	5.15-5.25	5+7	802.11ax HE20	36	5180	MCS0	Partial RU	106/53
Mode 60	U-NII-2A	5.25-5.35	5+7	802.11ax HE20	64	5320	MCS0	Partial RU	26/8
Mode 61	U-NII-2C	5.47-5.725	5+7	802.11ax HE20	100	5500	MCS0	Partial RU	52/37
Mode 62	U-NII-2C	5.47-5.725	5+7	802.11ax HE20	140	5700	MCS0	Partial RU	52/40
Mode 63	U-NII-1	5.15-5.25	5+7	802.11be EHT20	36	5180	MCS0	Full RU	-
Mode 64	U-NII-1	5.15-5.25	5+7	802.11be EHT20	44	5220	MCS0	Full RU	-
Mode 65	U-NII-1	5.15-5.25	5+7	802.11be EHT20	48	5240	MCS0	Full RU	-
Mode 66	U-NII-2A	5.25-5.35	5+7	802.11be EHT20	52	5280	MCS0	Full RU	-
Mode 67	U-NII-2A	5.25-5.35	5+7	802.11be EHT20	60	5300	MCS0	Full RU	-
Mode 68	U-NII-2A	5.25-5.35	5+7	802.11be EHT20	64	5320	MCS0	Full RU	-
Mode 69	U-NII-2C	5.47-5.725	5+7	802.11be EHT20	100	5500	MCS0	Full RU	-
Mode 70	U-NII-2C	5.47-5.725	5+7	802.11be EHT20	116	5580	MCS0	Full RU	-
Mode 71	U-NII-2C	5.47-5.725	5+7	802.11be EHT20	140	5700	MCS0	Full RU	-
Mode 72	U-NII-1	5.15-5.25	5+7	802.11be EHT40	38	5190	MCS0	Full RU	-
Mode 73	U-NII-1	5.15-5.25	5+7	802.11be EHT40	46	5230	MCS0	Full RU	-
Mode 74	U-NII-2A	5.25-5.35	5+7	802.11be EHT40	54	5270	MCS0	Full RU	-
Mode 75	U-NII-2A	5.25-5.35	5+7	802.11be EHT40	62	5310	MCS0	Full RU	-
Mode 76	U-NII-2C	5.47-5.725	5+7	802.11be EHT40	102	5510	MCS0	Full RU	-
Mode 77	U-NII-2C	5.47-5.725	5+7	802.11be EHT40	134	5670	MCS0	Full RU	-
Mode 78	U-NII-1	5.15-5.25	5+7	802.11be EHT80	42	5210	MCS0	Full RU	-
Mode 79	U-NII-2A	5.25-5.35	5+7	802.11be EHT80	58	5290	MCS0	Full RU	-
Mode 80	U-NII-2C	5.47-5.725	5+7	802.11be EHT80	106	5530	MCS0	Full RU	-
Mode 81	U-NII-2C	5.47-5.725	5+7	802.11be EHT80	122	5610	MCS0	Full RU	-
Mode 82	U-NII-2A	5.25-5.35	5+7	802.11be EHT160	50	5250	MCS0	Full RU	-
Mode 83	U-NII-2C	5.47-5.725	5+7	802.11be EHT160	114	5570	MCS0	Full RU	-
Mode 84	Straddle channels	5.47-5.85	5+7	802.11be EHT20	144	5720	MCS0	Full RU	-
Mode 85	Straddle channels	5.47-5.85	5+7	802.11be EHT40	142	5710	MCS0	Full RU	-
Mode 86	Straddle channels	5.47-5.85	5+7	802.11be EHT80	138	5690	MCS0	Full RU	-
Mode 87	U-NII-1	5.15-5.25	5+7	802.11be EHT20	36	5180	MCS0	Single RU	106/53

Mode	Band	Band (GHz)	Antenna	Modulation	Channel	Frequency	Data Rate	RU	Remark
Mode 88	U-NII-2A	5.25-5.35	5+7	802.11be EHT20	64	5320	MCS0	Single RU	52/40
Mode 89	U-NII-2C	5.47-5.725	5+7	802.11be EHT20	100	5500	MCS0	Single RU	52/37
Mode 90	U-NII-2C	5.47-5.725	5+7	802.11be EHT20	140	5700	MCS0	Single RU	106/54
Mode 91	U-NII-1	5.15-5.25	5+7	802.11be EHT20	36	5180	MCS0	Small RU	52+26
Mode 92	U-NII-2A	5.25-5.35	5+7	802.11be EHT20	64	5320	MCS0	Small RU	52+26
Mode 93	U-NII-2C	5.47-5.725	5+7	802.11be EHT20	100	5500	MCS0	Small RU	106+26
Mode 94	U-NII-2C	5.47-5.725	5+7	802.11be EHT20	140	5700	MCS0	Small RU	106+26
Mode 95	U-NII-3	5.725-5.85	5+7	802.11a	149	5745	6Mbps	-	-
Mode 96	U-NII-3	5.725-5.85	5+7	802.11a	157	5785	6Mbps	-	-
Mode 97	U-NII-3	5.725-5.85	5+7	802.11a	165	5825	6Mbps	-	-
Mode 98	U-NII-3	5.725-5.85	5+7	802.11n HT20	149	5745	MCS0	-	-
Mode 99	U-NII-3	5.725-5.85	5+7	802.11n HT20	157	5785	MCS0	-	-
Mode 100	U-NII-3	5.725-5.85	5+7	802.11n HT20	165	5825	MCS0	-	-
Mode 101	U-NII-3	5.725-5.85	5+7	802.11n HT40	151	5755	MCS0	-	-
Mode 102	U-NII-3	5.725-5.85	5+7	802.11n HT40	159	5795	MCS0	-	-
Mode 103	U-NII-3	5.725-5.85	5+7	802.11ac VHT80	155	5775	MCS0	-	-
Mode 104	U-NII-3	5.725-5.85	5+7	802.11ax HE20	149	5745	MCS0	Full RU	-
Mode 105	U-NII-3	5.725-5.85	5+7	802.11ax HE20	157	5785	MCS0	Full RU	-
Mode 106	U-NII-3	5.725-5.85	5+7	802.11ax HE20	165	5825	MCS0	Full RU	-
Mode 107	U-NII-3	5.725-5.85	5+7	802.11ax HE40	151	5755	MCS0	Full RU	-
Mode 108	U-NII-3	5.725-5.85	5+7	802.11ax HE40	159	5795	MCS0	Full RU	-
Mode 109	U-NII-3	5.725-5.85	5+7	802.11ax HE80	155	5775	MCS0	Full RU	-
Mode 110	U-NII-3	5.725-5.85	5+7	802.11ax HE20	149	5745	MCS0	Partial RU	52/37
Mode 111	U-NII-3	5.725-5.85	5+7	802.11ax HE20	165	5825	MCS0	Partial RU	52/40
Mode 112	U-NII-3	5.725-5.85	5+7	802.11be EHT20	149	5745	MCS0	Full RU	-
Mode 113	U-NII-3	5.725-5.85	5+7	802.11be EHT20	157	5785	MCS0	Full RU	-
Mode 114	U-NII-3	5.725-5.85	5+7	802.11be EHT20	165	5825	MCS0	Full RU	-
Mode 115	U-NII-3	5.725-5.85	5+7	802.11be EHT40	151	5755	MCS0	Full RU	-
Mode 116	U-NII-3	5.725-5.85	5+7	802.11be EHT40	159	5795	MCS0	Full RU	-
Mode 117	U-NII-3	5.725-5.85	5+7	802.11be EHT80	155	5775	MCS0	Full RU	-
Mode 118	U-NII-3	5.725-5.85	5+7	802.11be EHT20	149	5745	MCS0	Single RU	52/37
Mode 119	U-NII-3	5.725-5.85	5+7	802.11be EHT20	165	5825	MCS0	Single RU	106/54
Mode 120	U-NII-3	5.725-5.85	5+7	802.11be EHT20	149	5745	MCS0	Small RU	106+26
Mode 121	U-NII-3	5.725-5.85	5+7	802.11be EHT20	165	5825	MCS0	Small RU	106+26
Mode 122	U-NII-1	5.15-5.25	5+7	802.11be EHT80	42	5210	MCS0	Large RU 484+242	❹
Mode 123	U-NII-2A	5.25-5.35	5+7	802.11be EHT80	58	5290	MCS0	Large RU 484+242	❶
Mode 124	U-NII-2C	5.47-5.725	5+7	802.11be EHT80	106	5530	MCS0	Large RU 484+242	❹
Mode 125	U-NII-2C	5.47-5.725	5+7	802.11be EHT80	122	5610	MCS0	Large RU 484+242	❶
Mode 126	U-NII-2A	5.25-5.35	5+7	802.11be EHT160	50	5250	MCS0	Large RU 996+484	3
Mode 127	U-NII-2C	5.47-5.725	5+7	802.11be EHT160	114	5570	MCS0	Large RU 996+484	❹
Mode 128	U-NII-3	5.725-5.85	5+7	802.11be EHT80	155	5775	MCS0	Large RU 484+242	❹
Mode 131	U-NII-1	5.15-5.25	5+7	802.11be EHT80	42	5210	MCS0	Puncturing 20M	❹
Mode 132	U-NII-2A	5.25-5.35	5+7	802.11be EHT80	58	5290	MCS0	Puncturing 20M	❶
Mode 133	U-NII-2C	5.47-5.725	5+7	802.11be EHT80	106	5530	MCS0	Puncturing	❹

Mode	Band	Band (GHz)	Antenna	Modulation	Channel	Frequency	Data Rate	RU	Remark
								20M	
Mode 134	U-NII-2C	5.47-5.725	5+7	802.11be EHT80	122	5610	MCS0	Puncturing 20M	❶
Mode 135	U-NII-2A	5.25-5.35	5+7	802.11be EHT160	50	5250	MCS0	Puncturing 40M	3
Mode 136	U-NII-2C	5.47-5.725	5+7	802.11be EHT160	114	5570	MCS0	Puncturing 40M	❹
Mode 137	U-NII-3	5.725-5.85	5+7	802.11be EHT80	155	5775	MCS0	Puncturing 20M	❹
Mode 138	U-NII-2A	5.25-5.35	5+7	802.11be EHT160	50	5250	MCS0	Puncturing 20M	7
Mode 139	U-NII-2C	5.47-5.725	5+7	802.11be EHT160	114	5570	MCS0	Puncturing 20M	⑧
Mode 140	U-NII-2C	5.47-5.725	5+7	802.11be EHT40	134	5670	MCS0	Full RU	LF
Mode 141	U-NII-3	5.725-5.85	5+7	802.11ax HE40	151	5755	MCS0	Full RU	LF
Mode 144	U-NII-2C	5.47-5.725	5+7	802.11be EHT40	134	5670	MCS0	Full RU	Fold up
Mode 145	U-NII-3	5.725-5.85	5+7	802.11ax HE40	151	5755	MCS0	Full RU	Fold up

Simultaneous transmission

Mode	Band	Band (GHz)	Antenna	Modulation	Channel	Frequency	Data Rate	RU	Remark
Mode 142	CO-TX		4	LTE B48 Link	-	-	-	-	
			5+7	802.11be EHT40	134	5670	MCS0	-	
			5+7	802.11ax HE20	01	2412	MCS0	Full RU	
Mode 143	CO-TX		4	LTE B48 Link	-	-	-		
			5+7	802.11be EHT40	134	5670	MCS0		
			5+7	Bluetooth-LE_GSFK	39	2480	2Mbps		

Summary of each worse mode

Mode	Modulation	Ch.	Freq. (MHz)	Level (dBuV/m)	Limit (dBuV/m)	Margin (dB)	Pol.	Peak Avg.	Result	Remark
1	802.11a	36	-	-	-	-	-	-	-	Band Edge
1	802.11a	36	10360.00	49.62	68.30	-18.68	V	Peak	Pass	Harmonic
2	802.11a	44	-	-	-	-	-	-	-	Band Edge
2	802.11a	44	10440.00	48.99	68.30	-19.31	V	Peak	Pass	Harmonic
3	802.11a	48	-	-	-	-	-	-	-	Band Edge
3	802.11a	48	10480.00	49.77	68.30	-18.53	H	Peak	Pass	Harmonic
4	802.11a	52	-	-	-	-	-	-	-	Band Edge
4	802.11a	52	10520.00	48.65	68.30	-19.65	V	Peak	Pass	Harmonic
5	802.11a	60	-	-	-	-	-	-	-	Band Edge
5	802.11a	60	10600.00	49.28	74.00	-24.72	H	Peak	Pass	Harmonic
6	802.11a	64	-	-	-	-	-	-	-	Band Edge
6	802.11a	64	15960.00	50.22	74.00	-23.78	V	Peak	Pass	Harmonic
7	802.11a	100	-	-	-	-	-	-	-	Band Edge
7	802.11a	100	16500.00	49.88	68.30	-18.42	V	Peak	Pass	Harmonic
8	802.11a	116	-	-	-	-	-	-	-	Band Edge
8	802.11a	116	16740.00	49.97	68.30	-18.33	V	Peak	Pass	Harmonic
9	802.11a	140	-	-	-	-	-	-	-	Band Edge
9	802.11a	140	17100.00	50.51	68.30	-17.79	V	Peak	Pass	Harmonic
10	802.11n HT20	36	5149.76	48.47	54.00	-5.53	V	AVERAGE	Pass	Band Edge
10	802.11n HT20	36	10360.00	47.87	68.30	-20.43	H	Peak	Pass	Harmonic
11	802.11n HT20	44	-	-	-	-	-	-	-	Band Edge
11	802.11n HT20	44	10440.00	48.08	68.30	-20.22	V	Peak	Pass	Harmonic
12	802.11n HT20	48	-	-	-	-	-	-	-	Band Edge
12	802.11n HT20	48	10480.00	47.81	68.30	-20.49	V	Peak	Pass	Harmonic
13	802.11n HT20	52	-	-	-	-	-	-	-	Band Edge
13	802.11n HT20	52	10520.00	-47.67	68.30	-20.63	H	Peak	Pass	Harmonic
14	802.11n HT20	60	-	-	-	-	-	-	-	Band Edge
14	802.11n HT20	60	15900.00	50.52	74.00	-23.48	V	Peak	Pass	Harmonic
15	802.11n HT20	64	5350.52	49.73	54.00	-4.27	V	AVERAGE	Pass	Band Edge
15	802.11n HT20	64	15960.00	49.53	74.00	-24.47	H	Peak	Pass	Harmonic
16	802.11n HT20	100	5455.30	44.83	54.00	-9.17	V	AVERAGE	Pass	Band Edge
16	802.11n HT20	100	16500.00	48.40	68.30	-19.90	H	Peak	Pass	Harmonic
17	802.11n HT20	116	-	-	-	-	-	-	-	Band Edge
17	802.11n HT20	116	16740.00	49.29	68.30	-19.01	V	Peak	Pass	Harmonic
18	802.11n HT20	140	5729.51	57.85	68.30	-10.45	H	PEAK	Pass	Band Edge
18	802.11n HT20	140	17100.00	49.14	68.30	-19.16	H	Peak	Pass	Harmonic
19	802.11n HT40	38	5148.77	50.63	54.00	-3.37	H	AVERAGE	Pass	Band Edge
19	802.11n HT40	38	-	-	-	-	-	-	-	Harmonic
20	802.11n HT40	46	5139.15	48.70	54.00	-5.30	V	AVERAGE	Pass	Band Edge
20	802.11n HT40	46	-	-	-	-	-	-	-	Harmonic
21	802.11n HT40	54	5361.39	46.86	54.00	-7.14	V	AVERAGE	Pass	Band Edge
21	802.11n HT40	54	-	-	-	-	-	-	-	Harmonic
22	802.11n HT40	62	5358.15	49.95	54.00	-4.05	V	AVERAGE	Pass	Band Edge
22	802.11n HT40	62	-	-	-	-	-	-	-	Harmonic
23	802.11n HT40	102	5465.52	64.00	68.30	-4.30	H	PEAK	Pass	Band Edge
23	802.11n HT40	102	-	-	-	-	-	-	-	Harmonic
24	802.11n HT40	134	5744.77	60.34	68.30	-7.96	V	PEAK	Pass	Band Edge
24	802.11n HT40	134	-	-	-	-	-	-	-	Harmonic
25	802.11ac VHT80	42	5138.60	47.07	54.00	-6.93	V	AVERAGE	Pass	Band Edge
25	802.11ac VHT80	42	-	-	-	-	-	-	-	Harmonic
26	802.11ac VHT80	58	5362.93	50.63	54.00	-3.37	V	AVERAGE	Pass	Band Edge

Mode	Modulation	Ch.	Freq. (MHz)	Level (dBuV/m)	Limit (dBuV/m)	Margin (dB)	Pol.	Peak Avg.	Result	Remark
26	802.11ac VHT80	58	-	-	-	-	-	-	-	Harmonic
27	802.11ac VHT80	106	5447.56	49.06	54.00	-4.94	H	AVERAGE	Pass	Band Edge
27	802.11ac VHT80	106	-	-	-	-	-	-	-	Harmonic
28	802.11ac VHT80	122	5449.32	43.69	54.00	-10.31	H	AVERAGE	Pass	Band Edge
28	802.11ac VHT80	122	-	-	-	-	-	-	-	Harmonic
29	802.11ac VHT160	50	5116.25	50.71	54.00	-3.29	H	AVERAGE	Pass	Band Edge
29	802.11ac VHT160	50	-	-	-	-	-	-	-	Harmonic
30	802.11ac VHT160	114	5465.72	64.86	68.30	-3.44	H	PEAK	Pass	Band Edge
30	802.11ac VHT160	114	-	-	-	-	-	-	-	Harmonic
31	802.11a	144	-	-	-	-	-	-	-	Band Edge
31	802.11a	144	17160.00	47.67	68.30	-20.63	V	Peak	Pass	Harmonic
32	802.11n HT20	144	5459.45	40.49	54.00	-13.51	H	Average	Pass	Band Edge
32	802.11n HT20	144	17160.00	47.66	68.30	-20.64	V	Peak	Pass	Harmonic
33	802.11n HT40	142	5460.00	40.83	54.00	-13.17	V	Average	Pass	Band Edge
33	802.11n HT40	142	-	-	-	-	-	-	-	Harmonic
34	802.11n HT80	138	5460.00	41.46	54.00	-12.54	V	Average	Pass	Band Edge
34	802.11n HT80	138	-	-	-	-	-	-	-	Harmonic
35	802.11ax HE20	36	5148.86	47.39	54.00	-6.61	V	AVERAGE	Pass	Band Edge
35	802.11ax HE20	36	10360.00	47.44	68.30	-20.86	V	Peak	Pass	Harmonic
36	802.11ax HE20	44	-	-	-	-	-	-	-	Band Edge
36	802.11ax HE20	44	10440.00	47.00	68.30	-21.30	V	Peak	Pass	Harmonic
37	802.11ax HE20	48	-	-	-	-	-	-	-	Band Edge
37	802.11ax HE20	48	10480.00	47.68	68.30	-20.62	H	Peak	Pass	Harmonic
38	802.11ax HE20	52	-	-	-	-	-	-	-	Band Edge
38	802.11ax HE20	52	10520.00	47.07	68.30	-21.23	V	Peak	Pass	Harmonic
39	802.11ax HE20	60	-	-	-	-	-	-	-	Band Edge
39	802.11ax HE20	60	10600.00	48.39	74.00	-25.61	V	Peak	Pass	Harmonic
40	802.11ax HE20	64	5354.44	49.81	54.00	-4.19	V	AVERAGE	Pass	Band Edge
40	802.11ax HE20	64	15960.00	49.95	74.00	-24.05	H	Peak	Pass	Harmonic
41	802.11ax HE20	100	5453.05	44.80	54.00	-9.20	H	AVERAGE	Pass	Band Edge
41	802.11ax HE20	100	16500.00	48.55	68.30	-19.75	V	Peak	Pass	Harmonic
42	802.11ax HE20	116	-	-	-	-	-	-	-	Band Edge
42	802.11ax HE20	116	16740.00	50.73	68.30	-17.57	V	Peak	Pass	Harmonic
43	802.11ax HE20	140	5725.03	62.33	68.30	-5.97	H	PEAK	Pass	Band Edge
43	802.11ax HE20	140	17100.00	50.50	68.30	-17.80	H	Peak	Pass	Harmonic
44	802.11ax HE40	38	5121.03	48.01	54.00	-5.99	V	AVERAGE	Pass	Band Edge
44	802.11ax HE40	38	-	-	-	-	-	-	-	Harmonic
45	802.11ax HE40	46	5149.73	47.98	54.00	-6.02	H	AVERAGE	Pass	Band Edge
45	802.11ax HE40	46	-	-	-	-	-	-	-	Harmonic
46	802.11ax HE40	54	5350.18	47.31	54.00	-6.69	H	AVERAGE	Pass	Band Edge
46	802.11ax HE40	54	-	-	-	-	-	-	-	Harmonic
47	802.11ax HE40	62	5361.90	50.43	54.00	-3.57	V	AVERAGE	Pass	Band Edge
47	802.11ax HE40	62	-	-	-	-	-	-	-	Harmonic
48	802.11ax HE40	102	5459.92	47.57	54.00	-6.43	V	AVERAGE	Pass	Band Edge
48	802.11ax HE40	102	-	-	-	-	-	-	-	Harmonic
49	802.11ax HE40	134	5750.18	61.59	68.30	-6.71	H	PEAK	Pass	Band Edge
49	802.11ax HE40	134	-	-	-	-	-	-	-	Harmonic
50	802.11ax HE80	42	5122.43	50.66	54.00	-3.34	H	AVERAGE	Pass	Band Edge
50	802.11ax HE80	42	-	-	-	-	-	-	-	Harmonic
51	802.11ax HE80	58	5364.80	50.68	54.00	-3.32	V	AVERAGE	Pass	Band Edge
51	802.11ax HE80	58	-	-	-	-	-	-	-	Harmonic
52	802.11ax HE80	106	5445.40	48.54	54.00	-5.46	H	AVERAGE	Pass	Band Edge
52	802.11ax HE80	106	-	-	-	-	-	-	-	Harmonic

Mode	Modulation	Ch.	Freq. (MHz)	Level (dBuV/m)	Limit (dBuV/m)	Margin (dB)	Pol.	Peak Avg.	Result	Remark
53	802.11ax HE80	122	5458.68	43.78	54.00	-10.22	H	AVERAGE	Pass	Band Edge
53	802.11ax HE80	122	-	-	-	-	-	-	-	Harmonic
54	802.11ax HE160	50	5427.45	48.43	54.00	-5.57	H	AVERAGE	Pass	Band Edge
54	802.11ax HE160	50	10500.00	47.72	68.30	-20.58	H	Peak	Pass	Harmonic
55	802.11ax HE160	114	5443.72	49.21	54.00	-4.79	V	AVERAGE	Pass	Band Edge
55	802.11ax HE160	114	16710.00	50.31	68.30	-17.99	V	Peak	Pass	Harmonic
56	802.11ax HE20	144	5459.45	40.65	54.00	-13.35	H	Average	Pass	Band Edge
56	802.11ax HE20	144	17160.00	49.56	68.30	-18.74	H	Peak	Pass	Harmonic
57	802.11ax HE40	142	5460.00	40.99	54.00	-13.01	H	Average	Pass	Band Edge
57	802.11ax HE40	142	-	-	-	-	-	-	-	Harmonic
58	802.11ax HE80	138	5460.00	41.41	54.00	-12.59	V	Average	Pass	Band Edge
58	802.11ax HE80	138	-	-	-	-	-	-	-	Harmonic
59	802.11ax HE20	36	5125.82	43.09	54.00	-10.91	V	AVERAGE	Pass	Band Edge
59	802.11ax HE20	36	-	-	-	-	-	-	-	Harmonic
60	802.11ax HE20	64	5454.68	42.82	54.00	-11.18	V	AVERAGE	Pass	Band Edge
60	802.11ax HE20	64	-	-	-	-	-	-	-	Harmonic
61	802.11ax HE20	100	5458.15	43.48	54.00	-10.52	H	AVERAGE	Pass	Band Edge
61	802.11ax HE20	100	-	-	-	-	-	-	-	Harmonic
62	802.11ax HE20	140	5730.94	54.35	68.30	-13.95	V	PEAK	Pass	Band Edge
62	802.11ax HE20	140	-	-	-	-	-	-	-	Harmonic
63	802.11be EHT20	36	5149.22	46.51	54.00	-7.49	V	AVERAGE	Pass	Band Edge
63	802.11be EHT20	36	10360.00	47.23	68.30	-21.07	H	Peak	Pass	Harmonic
64	802.11be EHT20	44	-	-	-	-	-	-	-	Band Edge
64	802.11be EHT20	44	10440.00	47.35	68.30	-20.95	V	Peak	Pass	Harmonic
65	802.11be EHT20	48	-	-	-	-	-	-	-	Band Edge
65	802.11be EHT20	48	10480.00	47.21	68.30	-21.09	V	Peak	Pass	Harmonic
66	802.11be EHT20	52	-	-	-	-	-	-	-	Band Edge
66	802.11be EHT20	52	10520.00	46.86	68.30	-21.44	H	Peak	Pass	Harmonic
67	802.11be EHT20	60	-	-	-	-	-	-	-	Band Edge
67	802.11be EHT20	60	15900.00	49.51	74.00	-24.49	V	Peak	Pass	Harmonic
68	802.11be EHT20	64	5354.16	48.93	54.00	-5.07	V	AVERAGE	Pass	Band Edge
68	802.11be EHT20	64	15960.00	48.51	74.00	-25.49	H	Peak	Pass	Harmonic
69	802.11be EHT20	100	5456.20	45.80	54.00	-8.20	H	AVERAGE	Pass	Band Edge
69	802.11be EHT20	100	16500.00	49.46	68.30	-18.84	H	Peak	Pass	Harmonic
70	802.11be EHT20	116	-	-	-	-	-	-	-	Band Edge
70	802.11be EHT20	116	16740.00	50.07	68.30	-18.23	H	Peak	Pass	Harmonic
71	802.11be EHT20	140	5725.35	65.04	68.30	-3.26	H	PEAK	Pass	Band Edge
71	802.11be EHT20	140	17100.00	50.56	68.30	-17.74	H	Peak	Pass	Harmonic
72	802.11be EHT40	38	5142.12	48.48	54.00	-5.52	V	AVERAGE	Pass	Band Edge
72	802.11be EHT40	38	-	-	-	-	-	-	-	Harmonic
73	802.11be EHT40	46	5141.91	50.39	54.00	-3.61	V	AVERAGE	Pass	Band Edge
73	802.11be EHT40	46	-	-	-	-	-	-	-	Harmonic
74	802.11be EHT40	54	5358.73	46.73	54.00	-7.27	V	AVERAGE	Pass	Band Edge
74	802.11be EHT40	54	-	-	-	-	-	-	-	Harmonic
75	802.11be EHT40	62	5360.55	50.65	54.00	-3.35	V	AVERAGE	Pass	Band Edge
75	802.11be EHT40	62	-	-	-	-	-	-	-	Harmonic
76	802.11be EHT40	102	5465.52	64.92	68.30	-3.38	H	PEAK	Pass	Band Edge
76	802.11be EHT40	102	-	-	-	-	-	-	-	Harmonic
77	802.11be EHT40	134	5727.86	65.28	68.30	-3.02	V	PEAK	Pass	Band Edge
77	802.11be EHT40	134	17010.00	49.69	68.30	-18.61	V	Peak	Pass	Harmonic
78	802.11be EHT80	42	5122.43	49.60	54.00	-4.40	V	AVERAGE	Pass	Band Edge
78	802.11be EHT80	42	-	-	-	-	-	-	-	Harmonic
79	802.11be EHT80	58	5363.27	50.67	54.00	-3.33	V	AVERAGE	Pass	Band Edge

Mode	Modulation	Ch.	Freq. (MHz)	Level (dBuV/m)	Limit (dBuV/m)	Margin (dB)	Pol.	Peak Avg.	Result	Remark
79	802.11be EHT80	58	-	-	-	-	-	-	-	Harmonic
80	802.11be EHT80	106	5443.78	50.85	54.00	-3.15	V	AVERAGE	Pass	Band Edge
80	802.11be EHT80	106	-	-	-	-	-	-	-	Harmonic
81	802.11be EHT80	122	5459.98	45.14	54.00	-8.86	V	AVERAGE	Pass	Band Edge
81	802.11be EHT80	122	-	-	-	-	-	-	-	Harmonic
82	802.11be EHT160	50	5122.25	49.68	54.00	-4.32	V	AVERAGE	Pass	Band Edge
82	802.11be EHT160	50	-	-	-	-	-	-	-	Harmonic
83	802.11be EHT160	114	5442.40	49.94	54.00	-4.06	V	AVERAGE	Pass	Band Edge
83	802.11be EHT160	114	-	-	-	-	-	-	-	Harmonic
84	802.11be EHT20	144	5460.00	40.76	54.00	-13.24	H	Average	Pass	Band Edge
84	802.11be EHT20	144	17160.00	49.23	68.30	-19.07	V	Peak	Pass	Harmonic
85	802.11be EHT40	142	5460.00	41.28	54.00	-12.72	V	Average	Pass	Band Edge
85	802.11be EHT40	142	-	-	-	-	-	-	-	Harmonic
86	802.11be EHT80	138	5460.00	41.84	54.00	-12.16	V	Average	Pass	Band Edge
86	802.11be EHT80	138	-	-	-	-	-	-	-	Harmonic
87	802.11be EHT20	36	5148.14	43.09	54.00	-10.91	V	AVERAGE	Pass	Band Edge
87	802.11be EHT20	36	-	-	-	-	-	-	-	Harmonic
88	802.11be EHT20	64	5459.72	42.71	54.00	-11.29	H	AVERAGE	Pass	Band Edge
88	802.11be EHT20	64	-	-	-	-	-	-	-	Harmonic
89	802.11be EHT20	100	5457.40	43.54	54.00	-10.46	H	AVERAGE	Pass	Band Edge
89	802.11be EHT20	100	-	-	-	-	-	-	-	Harmonic
90	802.11be EHT20	140	5738.22	54.33	68.30	-13.97	H	PEAK	Pass	Band Edge
90	802.11be EHT20	140	-	-	-	-	-	-	-	Harmonic
91	802.11be EHT20	36	5147.06	44.19	54.00	-9.81	V	AVERAGE	Pass	Band Edge
91	802.11be EHT20	36	-	-	-	-	-	-	-	Harmonic
92	802.11be EHT20	64	5356.96	43.37	54.00	-10.63	H	AVERAGE	Pass	Band Edge
92	802.11be EHT20	64	-	-	-	-	-	-	-	Harmonic
93	802.11be EHT20	100	5456.95	43.84	54.00	-10.16	H	AVERAGE	Pass	Band Edge
93	802.11be EHT20	100	-	-	-	-	-	-	-	Harmonic
94	802.11be EHT20	140	5726.72	54.74	68.30	-13.56	V	PEAK	Pass	Band Edge
94	802.11be EHT20	140	-	-	-	-	-	-	-	Harmonic
95	802.11a	149	-	-	-	-	-	-	-	Band Edge
95	802.11a	149	17235.00	50.31	68.30	-17.99	V	Peak	Pass	Harmonic
96	802.11a	157	-	-	-	-	-	-	-	Band Edge
96	802.11a	157	17355.00	50.34	68.30	-17.96	H	Peak	Pass	Harmonic
97	802.11a	165	-	-	-	-	-	-	-	Band Edge
97	802.11a	165	17475.00	50.51	68.30	-17.79	H	Peak	Pass	Harmonic
98	802.11n HT20	149	5633.79	53.39	68.30	-14.91	H	PEAK	Pass	Band Edge
98	802.11n HT20	149	17235.00	50.49	68.30	-17.81	V	Peak	Pass	Harmonic
99	802.11n HT20	157	-	-	-	-	-	-	-	Band Edge
99	802.11n HT20	157	17355.00	49.98	68.30	-18.32	H	Peak	Pass	Harmonic
100	802.11n HT20	165	5949.50	54.02	68.30	-14.28	H	PEAK	Pass	Band Edge
100	802.11n HT20	165	17475.00	51.61	68.30	-16.69	V	Peak	Pass	Harmonic
101	802.11n HT40	151	5649.91	56.07	68.30	-12.23	H	PEAK	Pass	Band Edge
101	802.11n HT40	151	-	-	-	-	-	-	-	Harmonic
102	802.11n HT40	159	5649.53	54.45	68.30	-13.85	H	PEAK	Pass	Band Edge
102	802.11n HT40	159	-	-	-	-	-	-	-	Harmonic
103	802.11ac VHT80	155	5641.13	55.39	68.30	-12.91	V	PEAK	Pass	Band Edge
103	802.11ac VHT80	155	-	-	-	-	-	-	-	Harmonic
104	802.11ax HE20	149	5610.44	53.05	68.30	-15.25	V	PEAK	Pass	Band Edge
104	802.11ax HE20	149	17235.00	48.84	68.30	-19.46	H	Peak	Pass	Harmonic
105	802.11ax HE20	157	-	-	-	-	-	-	-	Band Edge
105	802.11ax HE20	157	17355.00	50.33	68.30	-17.97	V	Peak	Pass	Harmonic

Mode	Modulation	Ch.	Freq. (MHz)	Level (dBuV/m)	Limit (dBuV/m)	Margin (dB)	Pol.	Peak Avg.	Result	Remark
106	802.11ax HE20	165	5928.13	52.82	68.30	-15.48	H	PEAK	Pass	Band Edge
106	802.11ax HE20	165	17475.00	50.56	68.30	-17.74	H	Peak	Pass	Harmonic
107	802.11ax HE40	151	5648.21	61.04	68.30	-7.26	V	PEAK	Pass	Band Edge
107	802.11ax HE40	151	17265.00	49.04	68.30	-19.26	H	Peak	Pass	Harmonic
108	802.11ax HE40	159	5635.30	53.96	68.30	-14.34	V	PEAK	Pass	Band Edge
108	802.11ax HE40	159	-	-	-	-	-	-	-	Harmonic
109	802.11ax HE80	155	5633.08	54.64	68.30	-13.66	V	PEAK	Pass	Band Edge
109	802.11ax HE80	155	-	-	-	-	-	-	-	Harmonic
110	802.11ax HE20	149	5606.67	53.56	68.30	-14.74	V	PEAK	Pass	Band Edge
110	802.11ax HE20	149	-	-	-	-	-	-	-	Harmonic
111	802.11ax HE20	165	5934.75	53.97	68.30	-14.33	V	PEAK	Pass	Band Edge
111	802.11ax HE20	165	-	-	-	-	-	-	-	Harmonic
112	802.11be EHT20	149	5635.82	53.84	68.30	-14.46	H	PEAK	Pass	Band Edge
112	802.11be EHT20	149	17235.00	49.83	68.30	-18.47	H	Peak	Pass	Harmonic
113	802.11be EHT20	157	-	-	-	-	-	-	-	Band Edge
113	802.11be EHT20	157	17355.00	50.93	68.30	-17.37	H	Peak	Pass	Harmonic
114	802.11be EHT20	165	5946.88	52.76	68.30	-15.54	H	PEAK	Pass	Band Edge
114	802.11be EHT20	165	17475.00	51.50	68.30	-16.80	H	Peak	Pass	Harmonic
115	802.11be EHT40	151	5640.15	56.05	68.30	-12.25	V	PEAK	Pass	Band Edge
115	802.11be EHT40	151	-	-	-	-	-	-	-	Harmonic
116	802.11be EHT40	159	5939.77	53.70	68.30	-14.60	V	PEAK	Pass	Band Edge
116	802.11be EHT40	159	-	-	-	-	-	-	-	Harmonic
117	802.11be EHT80	155	5645.50	54.34	68.30	-13.96	V	PEAK	Pass	Band Edge
117	802.11be EHT80	155	-	-	-	-	-	-	-	Harmonic
118	802.11be EHT20	149	5635.82	53.93	68.30	-14.37	H	PEAK	Pass	Band Edge
118	802.11be EHT20	149	-	-	-	-	-	-	-	Harmonic
119	802.11be EHT20	165	5935.63	53.78	68.30	-14.52	H	PEAK	Pass	Band Edge
119	802.11be EHT20	165	-	-	-	-	-	-	-	Harmonic
120	802.11be EHT20	149	5643.07	54.10	68.30	-14.20	H	PEAK	Pass	Band Edge
120	802.11be EHT20	149	-	-	-	-	-	-	-	Harmonic
121	802.11be EHT20	165	5941.13	52.99	68.30	-15.31	V	PEAK	Pass	Band Edge
121	802.11be EHT20	165	-	-	-	-	-	-	-	Harmonic
122	802.11be EHT80	42	5140.70	45.65	54.00	-8.35	V	AVERAGE	Pass	Band Edge
122	802.11be EHT80	42	-	-	-	-	-	-	-	Harmonic
123	802.11be EHT80	58	5362.59	50.13	54.00	-3.87	V	AVERAGE	Pass	Band Edge
123	802.11be EHT80	58	-	-	-	-	-	-	-	Harmonic
124	802.11be EHT80	106	5459.98	47.82	54.00	-6.18	V	AVERAGE	Pass	Band Edge
124	802.11be EHT80	106	-	-	-	-	-	-	-	Harmonic
125	802.11be EHT80	122	5438.66	43.81	54.00	-10.19	V	AVERAGE	Pass	Band Edge
125	802.11be EHT80	122	-	-	-	-	-	-	-	Harmonic
126	802.11be EHT160	50	5118.00	48.82	54.00	-5.18	V	AVERAGE	Pass	Band Edge
126	802.11be EHT160	50	-	-	-	-	-	-	-	Harmonic
127	802.11be EHT160	114	5418.20	48.39	54.00	-5.61	V	AVERAGE	Pass	Band Edge
127	802.11be EHT160	114	-	-	-	-	-	-	-	Harmonic
128	802.11be EHT80	155	5647.43	54.58	68.30	-13.72	V	PEAK	Pass	Band Edge
128	802.11be EHT80	155	-	-	-	-	-	-	-	Harmonic
131	802.11be EHT80	42	5149.52	50.37	54.00	-3.63	V	AVERAGE	Pass	Band Edge
131	802.11be EHT80	42	-	-	-	-	-	-	-	Harmonic
132	802.11be EHT80	58	5357.32	50.90	54.00	-3.10	V	AVERAGE	Pass	Band Edge
132	802.11be EHT80	58	-	-	-	-	-	-	-	Harmonic
133	802.11be EHT80	106	5459.98	49.26	54.00	-4.74	V	AVERAGE	Pass	Band Edge
133	802.11be EHT80	106	-	-	-	-	-	-	-	Harmonic
134	802.11be EHT80	122	5727.03	58.85	68.30	-9.45	H	PEAK	Pass	Band Edge

Mode	Modulation	Ch.	Freq. (MHz)	Level (dBuV/m)	Limit (dBuV/m)	Margin (dB)	Pol.	Peak Avg.	Result	Remark
134	802.11be EHT80	122	-	-	-	-	-	-	-	Harmonic
135	802.11be EHT160	50	5147.25	50.35	54.00	-3.65	V	AVERAGE	Pass	Band Edge
135	802.11be EHT160	50	-	-	-	-	-	-	-	Harmonic
136	802.11be EHT160	114	5442.84	49.68	54.00	-4.32	V	AVERAGE	Pass	Band Edge
136	802.11be EHT160	114	-	-	-	-	-	-	-	Harmonic
137	802.11be EHT80	155	5647.95	57.89	68.30	-10.41	V	PEAK	Pass	Band Edge
137	802.11be EHT80	155	-	-	-	-	-	-	-	Harmonic
138	802.11be EHT160	50	5362.56	50.17	54.00	-3.83	V	AVERAGE	Pass	Band Edge
138	802.11be EHT160	50	-	-	-	-	-	-	-	Harmonic
139	802.11be EHT160	114	5418.64	48.65	54.00	-5.35	V	AVERAGE	Pass	Band Edge
139	802.11be EHT160	114	-	-	-	-	-	-	-	Harmonic
140	802.11be EHT40-LF	134	53.28	32.48	40.00	-7.52	V	PEAK	Pass	LF
141	802.11ax HE40-LF	151	53.28	32.45	40.00	-7.55	V	PEAK	Pass	LF
144	802.11be EHT40	134	5730.61	57.90	68.30	-10.40	H	PEAK	Pass	Band Edge
144	802.11be EHT40	134	17010.00	49.47	68.30	-18.83	H	Peak	Pass	Harmonic
145	802.11ax HE40	151	5630.07	55.29	68.30	-13.01	H	PEAK	Pass	Band Edge
145	802.11ax HE40	151	17265.00	49.27	68.30	-19.03	H	Peak	Pass	Harmonic

Simultaneous transmission

Mode	Modulation	Ch.	Freq. (MHz)	Level (dBuV/m)	Limit (dBuV/m)	Margin (dB)	Pol.	Peak Avg.	Result	Remark
142	CO-TX		5728.05	64.31	68.30	-3.99	H	PEAK	Pass	Band Edge
144			17010.00	49.28	68.30	-19.02	V	PEAK	Pass	Harmonic
143	CO-TX		5731.09	65.26	68.30	-3.04	H	PEAK	Pass	Band Edge
148			17010.00	50.58	68.30	-17.72	H	PEAK	Pass	Harmonic

Mode	1	
	Harmonic	
	U-NII-1_5.15-5.25_802.11a_CH36_5180MHz	
ANT	5+7	
Pol.	Horizontal	Vertical
Peak Avg	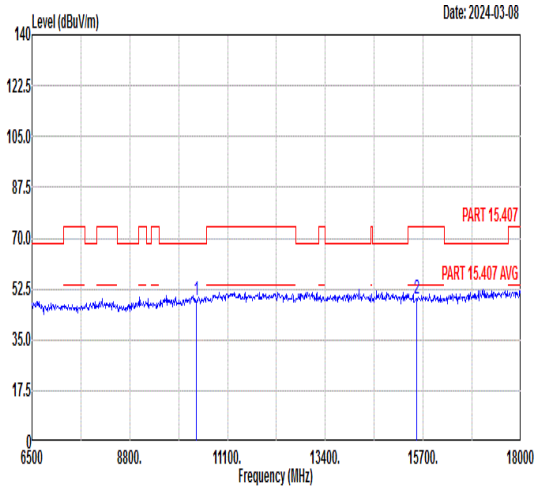 Freq Level Limit Line Margin Read Level Ant Factor Cable Loss Preamp Factor APos TPos Remark MHz dBuV/m dBuV/m dB dBuV dB/m dB dB cm deg 1 10360.00 48.42 68.30 -19.88 61.28 38.74 12.06 63.66 --- --- Peak 2 15540.00 49.19 74.00 -24.81 57.87 40.73 14.58 63.99 --- --- Peak	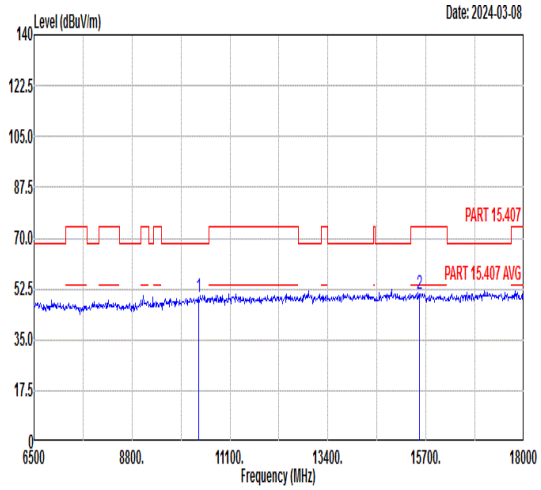 Freq Level Limit Line Margin Read Level Ant Factor Cable Loss Preamp Factor APos TPos Remark MHz dBuV/m dBuV/m dB dBuV dB/m dB dB cm deg 1 10360.00 49.62 68.30 -18.68 62.48 38.74 12.06 63.66 --- --- Peak 2 15540.00 50.76 74.00 -23.24 59.44 40.73 14.58 63.99 --- --- Peak

Mode	2	
	Harmonic	
	U-NII-1_5.15-5.25_802.11a_CH44_5220MHz	
ANT	5+7	
Pol.	Horizontal	Vertical
Peak Avg	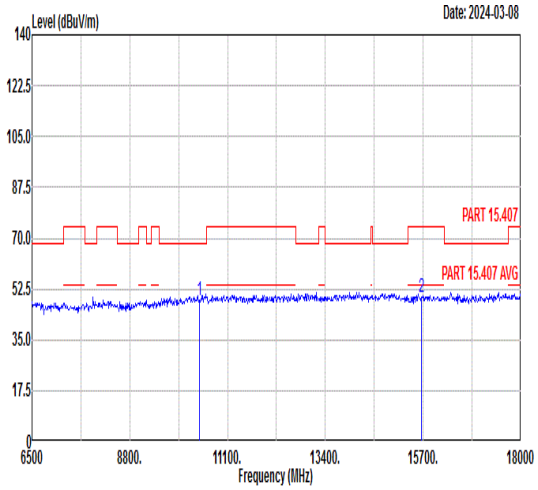 Freq Level Limit Line Margin Read Level Ant Factor Cable Loss Preamp Factor APos TPos Remark MHz dBuV/m dBuV/m dB dBuV dB/m dB dB cm deg 1 10440.00 48.62 68.30 -19.68 61.35 38.78 12.12 63.63 --- --- Peak 2 15660.00 49.88 74.00 -24.12 58.44 40.83 14.64 64.03 --- --- Peak	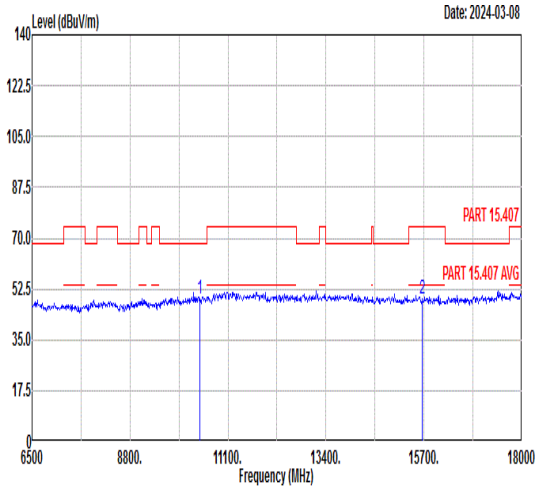 Freq Level Limit Line Margin Read Level Ant Factor Cable Loss Preamp Factor APos TPos Remark MHz dBuV/m dBuV/m dB dBuV dB/m dB dB cm deg 1 10440.00 48.99 68.30 -19.31 61.72 38.78 12.12 63.63 --- --- Peak 2 15660.00 49.32 74.00 -24.68 57.88 40.83 14.64 64.03 --- --- Peak

Mode	3	
	Harmonic	
	U-NII-1_5.15-5.25_802.11a_CH48_5240MHz	
ANT	5+7	
Pol.	Horizontal	Vertical
Peak Avg	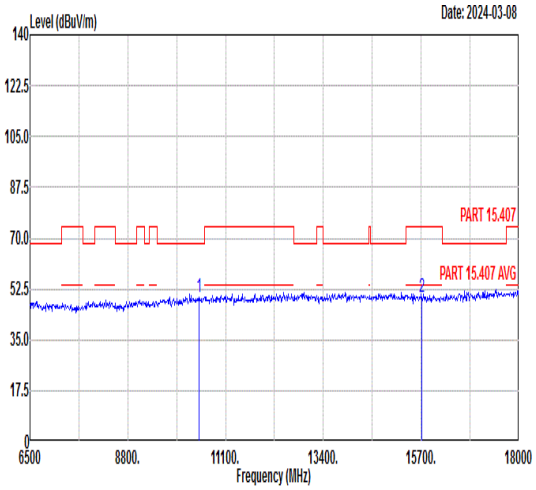 Freq Level Limit Line Margin Read Level Ant Factor Cable Loss Preamp Factor APos TPos Remark MHz dBuV/m dBuV/m dB dBuV dB/m dB dB cm deg 1 10480.00 49.77 68.30 -18.53 62.44 38.79 12.15 63.61 --- --- Peak 2 15720.00 49.63 74.00 -24.37 58.14 40.88 14.66 64.05 --- --- Peak	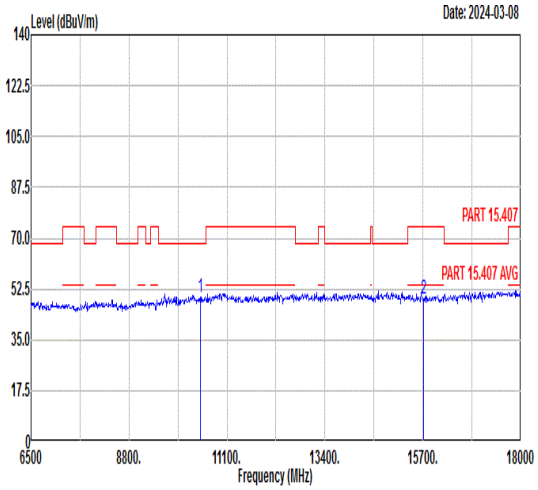 Freq Level Limit Line Margin Read Level Ant Factor Cable Loss Preamp Factor APos TPos Remark MHz dBuV/m dBuV/m dB dBuV dB/m dB dB cm deg 1 10480.00 49.67 68.30 -18.63 62.34 38.79 12.15 63.61 --- --- Peak 2 15720.00 49.39 74.00 -24.61 57.90 40.88 14.66 64.05 --- --- Peak

Mode	4	
	Harmonic	
	U-NII-2A_5.25-5.35_802.11a_CH52_5280MHz	
ANT	5+7	
Pol.	Horizontal	Vertical
Peak Avg	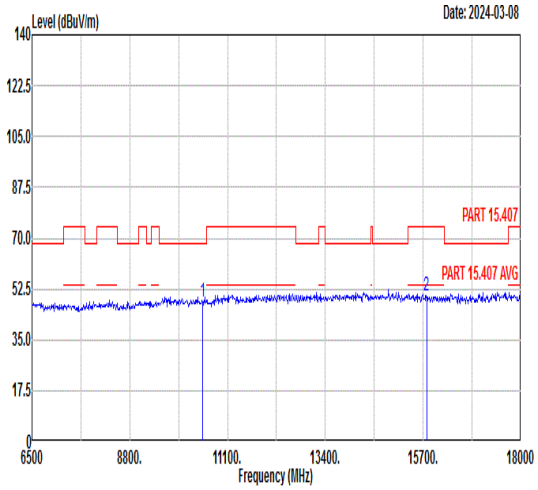 Freq Level Limit Line Margin Read Level Ant Factor Cable Loss Preamp Factor APos TPos Remark MHz dBuV/m dBuV/m dB dBuV dB/m dB dB cm deg 1 10520.00 48.21 68.30 -20.09 60.82 38.81 12.18 63.60 --- --- Peak 2 15780.00 50.27 74.00 -23.73 58.73 40.92 14.69 64.07 --- --- Peak	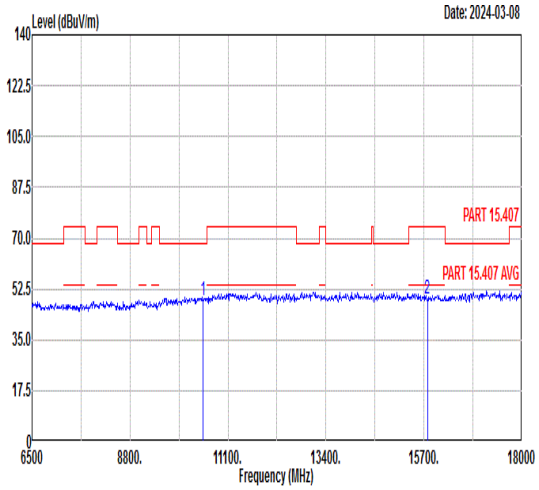 Freq Level Limit Line Margin Read Level Ant Factor Cable Loss Preamp Factor APos TPos Remark MHz dBuV/m dBuV/m dB dBuV dB/m dB dB cm deg 1 10520.00 48.65 68.30 -19.65 61.26 38.81 12.18 63.60 --- --- Peak 2 15780.00 49.29 74.00 -24.71 57.75 40.92 14.69 64.07 --- --- Peak

Mode	5	
	Harmonic	
	U-NII-2A_5.25-5.35_802.11a_CH60_5300MHz	
ANT	5+7	
Pol.	Horizontal	Vertical
Peak Avg	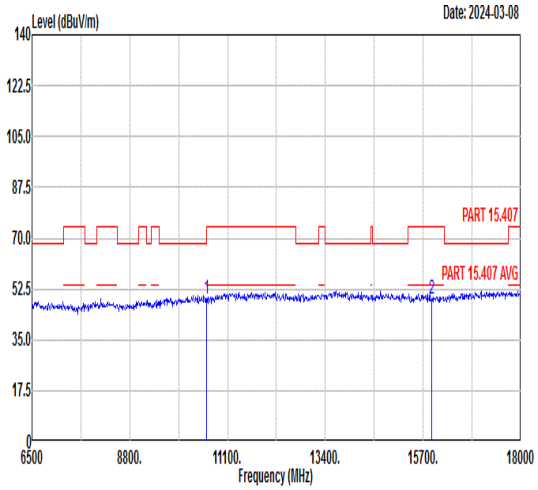 Freq Level Limit Line Margin Read Level Ant Factor Cable Loss Preamp Factor APos TPos Remark MHz dBuV/m dBuV/m dB dBuV dB/m dB dB cm deg 1 10600.00 49.28 74.00 -24.72 61.78 38.84 12.23 63.57 --- --- Peak 2 15900.00 49.11 74.00 -24.89 57.45 41.02 14.75 64.11 --- --- Peak	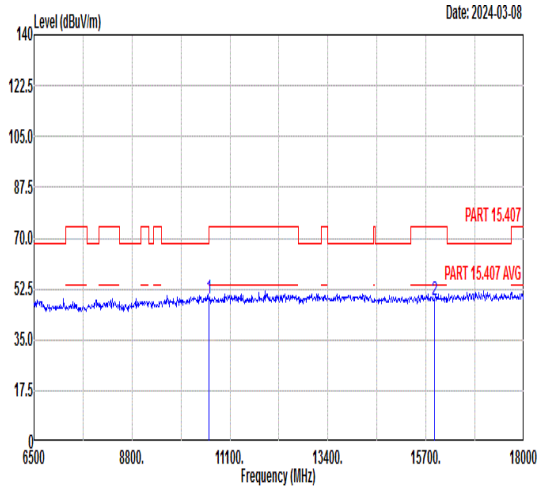 Freq Level Limit Line Margin Read Level Ant Factor Cable Loss Preamp Factor APos TPos Remark MHz dBuV/m dBuV/m dB dBuV dB/m dB dB cm deg 1 10600.00 49.23 74.00 -24.77 61.73 38.84 12.23 63.57 --- --- Peak 2 15900.00 48.59 74.00 -25.41 56.93 41.02 14.75 64.11 --- --- Peak

Mode	6	
	Harmonic	
	U-NII-2A_5.25-5.35_802.11a_CH64_5320MHz	
ANT	5+7	
Pol.	Horizontal	Vertical
Peak Avg	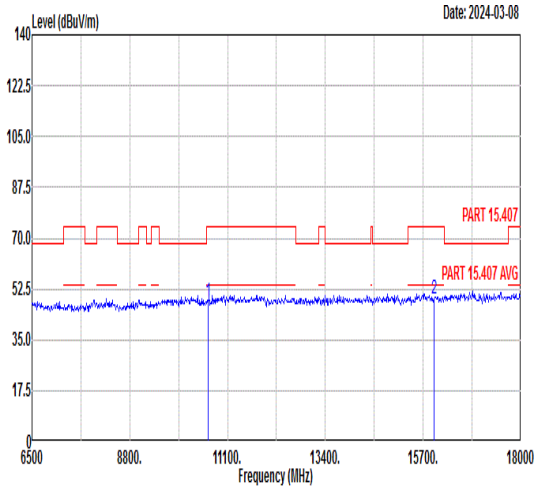 Freq Level Limit Line Margin Read Level Ant Factor Cable Loss Preamp Factor APos TPos Remark MHz dBuV/m dBuV/m dB dBuV dB/m dB dB cm deg 1 10640.00 48.24 74.00 -25.76 60.67 38.86 12.26 63.55 --- --- Peak 2 15960.00 49.18 74.00 -24.82 57.47 41.07 14.77 64.13 --- --- Peak	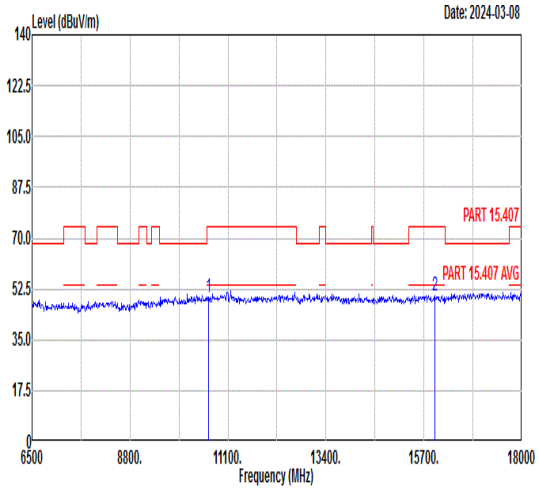 Freq Level Limit Line Margin Read Level Ant Factor Cable Loss Preamp Factor APos TPos Remark MHz dBuV/m dBuV/m dB dBuV dB/m dB dB cm deg 1 10640.00 49.56 74.00 -24.44 61.99 38.86 12.26 63.55 --- --- Peak 2 15960.00 50.22 74.00 -23.78 58.51 41.07 14.77 64.13 --- --- Peak

Mode	7	
	Harmonic	
	U-NII-2C_5.47-5.725_802.11a_CH100_5500MHz	
ANT	5+7	
Pol.	Horizontal	Vertical
Peak Avg	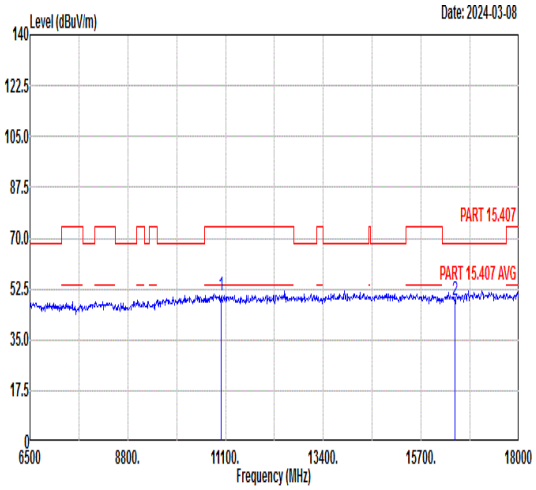 Freq Level Limit Line Margin Read Level Ant Factor Cable Loss Preamp Factor APos TPos Remark MHz dBuV/m dBuV/m dB dBuV dB/m dB dB cm deg 1 11000.00 50.28 74.00 -23.72 62.18 39.00 12.52 63.42 --- --- Peak 2 16500.00 48.73 68.30 -19.57 56.87 41.35 15.17 64.66 --- --- Peak	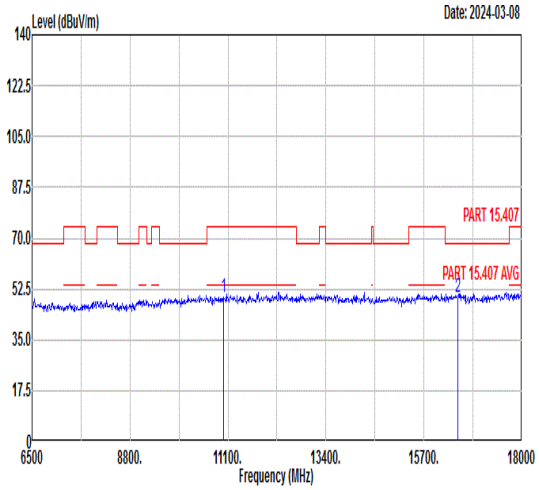 Freq Level Limit Line Margin Read Level Ant Factor Cable Loss Preamp Factor APos TPos Remark MHz dBuV/m dBuV/m dB dBuV dB/m dB dB cm deg 1 11000.00 49.84 74.00 -24.16 61.74 39.00 12.52 63.42 --- --- Peak 2 16500.00 49.88 68.30 -18.42 58.02 41.35 15.17 64.66 --- --- Peak

Mode	8	
	Harmonic	
	U-NII-2C_5.47-5.725_802.11a_CH116_5580MHz	
ANT	5+7	
Pol.	Horizontal	Vertical
Peak Avg	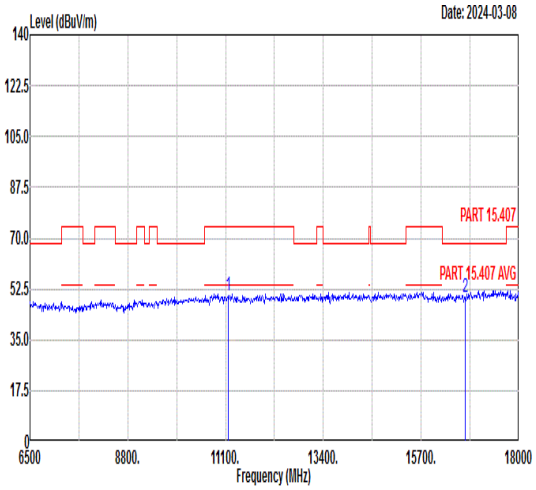 Freq Level Limit Line Margin Read Level Ant Factor Cable Loss Preamp Factor APos TPos Remark MHz dBuV/m dBuV/m dB dBuV dB/m dB dB cm deg 1 11160.00 50.00 74.00 -24.00 61.73 39.06 12.64 63.43 --- --- Peak 2 16740.00 49.83 68.30 -18.47 57.92 41.47 15.35 64.91 --- --- Peak	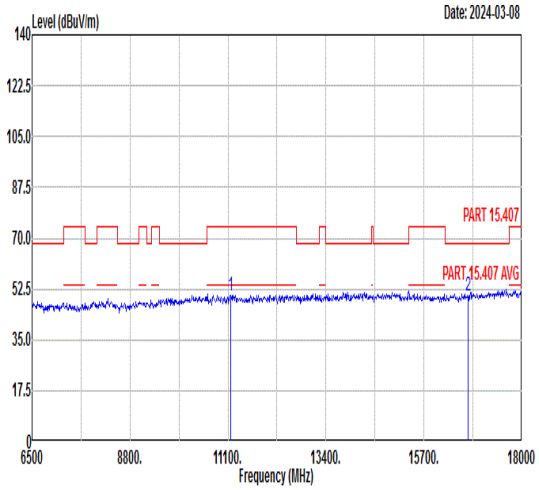 Freq Level Limit Line Margin Read Level Ant Factor Cable Loss Preamp Factor APos TPos Remark MHz dBuV/m dBuV/m dB dBuV dB/m dB dB cm deg 1 11160.00 50.43 74.00 -23.57 62.16 39.06 12.64 63.43 --- --- Peak 2 16740.00 49.97 68.30 -18.33 58.06 41.47 15.35 64.91 --- --- Peak

Mode	9	
	Harmonic	
	U-NII-2C_5.47-5.725_802.11a_CH140_5700MHz	
ANT	5+7	
Pol.	Horizontal	Vertical
Peak Avg	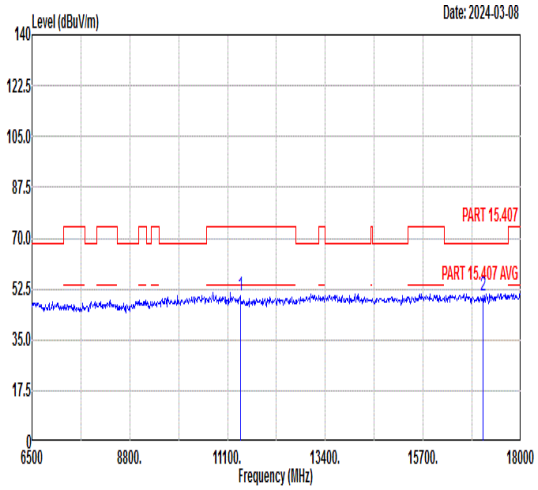 Freq Level Limit Line Margin Read Level Ant Factor Cable Loss Preamp Factor APos TPos Remark MHz dBuV/m dBuV/m dB dBuV dB/m dB dB cm deg 1 11400.00 50.34 74.00 -23.66 61.81 39.16 12.81 63.44 --- --- Peak 2 17100.00 50.00 68.30 -18.30 57.90 41.71 15.62 65.23 --- --- Peak	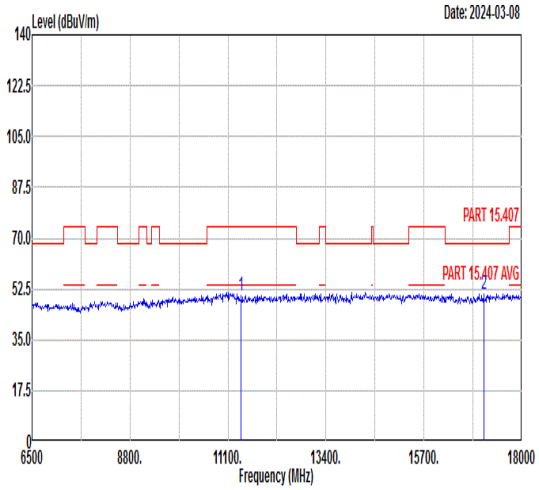 Freq Level Limit Line Margin Read Level Ant Factor Cable Loss Preamp Factor APos TPos Remark MHz dBuV/m dBuV/m dB dBuV dB/m dB dB cm deg 1 11400.00 50.44 74.00 -23.56 61.91 39.16 12.81 63.44 --- --- Peak 2 17100.00 50.51 68.30 -17.79 58.41 41.71 15.62 65.23 --- --- Peak

Mode	10	
	Band Edge	
	U-NII-1_5.15-5.25_802.11n HT20_CH36_5180MHz	
ANT	5+7	
Pol.	Horizontal	Fundamental
Peak	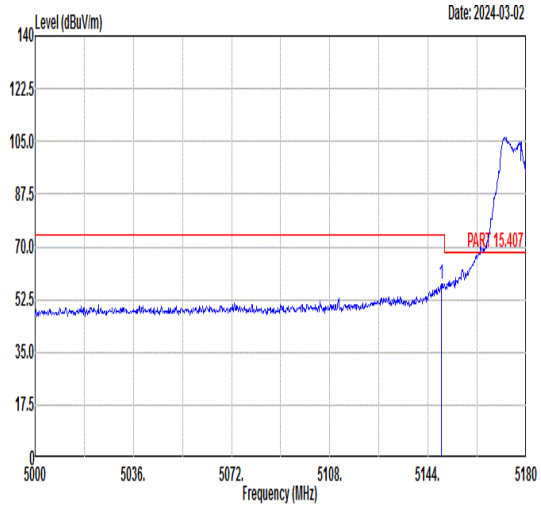 Freq Level Limit Line Margin (dB) Read Level Ant Factor Cable Loss Preamp Factor APos TPos Remark MHz dBuV/m dBuV/m dBuV dB/m dB dB cm deg 1 5148.86 57.75 74.00 -16.25 45.60 36.11 8.53 32.49 100 298 PEAK	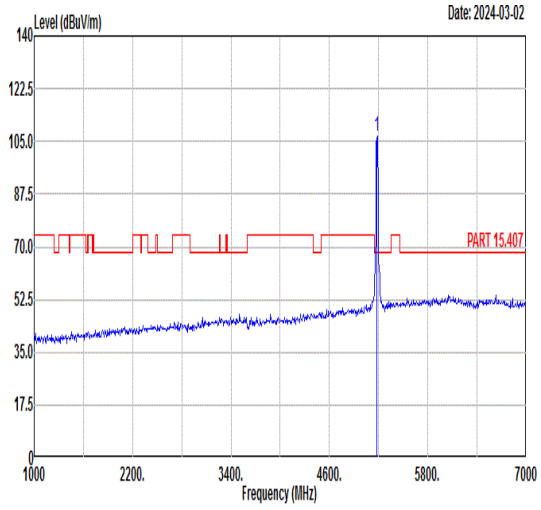 Freq Level Limit Line Margin (dB) Read Level Ant Factor Cable Loss Preamp Factor APos TPos Remark MHz dBuV/m dBuV/m dBuV dB/m dB dB cm deg 1 5180.00 106.93 ------ ------ 94.67 36.09 8.61 32.44 100 298 PEAK
Avg	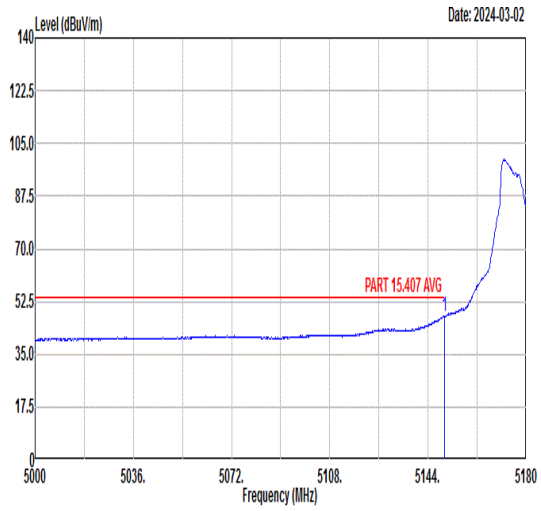 Freq Level Limit Line Margin (dB) Read Level Ant Factor Cable Loss Preamp Factor APos TPos Remark MHz dBuV/m dBuV/m dBuV dB/m dB dB cm deg 1 5149.94 47.66 54.00 -6.34 35.50 36.11 8.54 32.49 100 298 AVERAGE	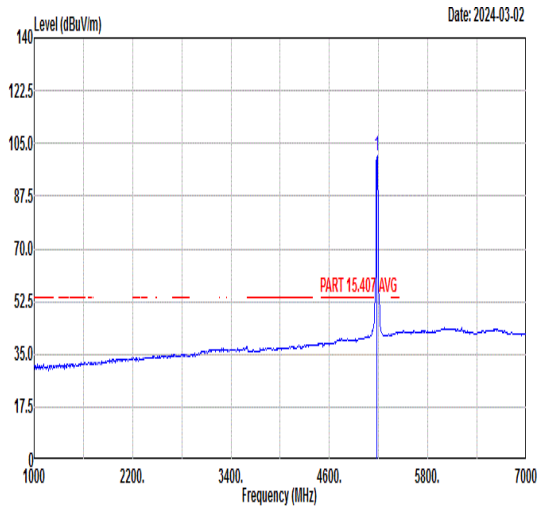 Freq Level Limit Line Margin (dB) Read Level Ant Factor Cable Loss Preamp Factor APos TPos Remark MHz dBuV/m dBuV/m dBuV dB/m dB dB cm deg 1 5180.00 100.65 ------ ------ 88.39 36.09 8.61 32.44 100 298 AVERAGE

Mode	10	
	Band Edge	
	U-NII-1_5.15-5.25_802.11n HT20_CH36_5180MHz	
ANT	5+7	
Pol.	Vertical	Fundamental
Peak	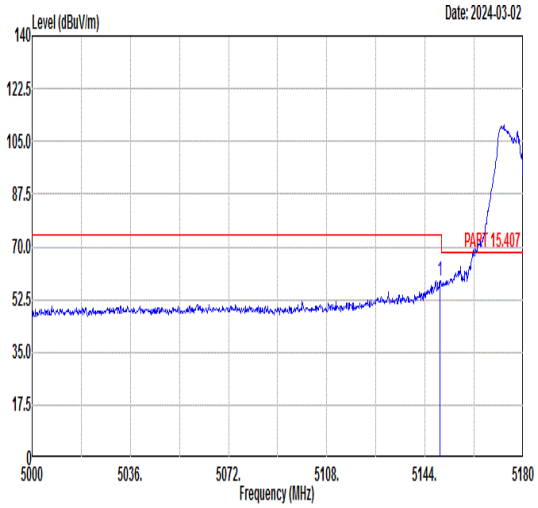 Freq Level Limit Line Margin (dB) Read Level Ant Factor Cable Loss Preamp Factor APos TPos Remark MHz dBuV/m dBuV/m dBuV dB/m dB dB cm deg 1 5149.58 58.62 74.00 -15.38 46.47 36.11 8.53 32.49 305 251 PEAK	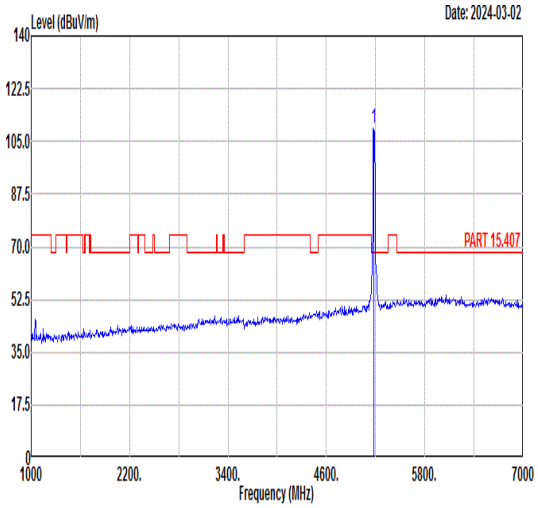 Freq Level Limit Line Margin (dB) Read Level Ant Factor Cable Loss Preamp Factor APos TPos Remark MHz dBuV/m dBuV/m dBuV dB/m dB dB cm deg 1 5180.00 109.34 ------ ------ 97.13 36.10 8.57 32.46 305 251 PEAK
Avg	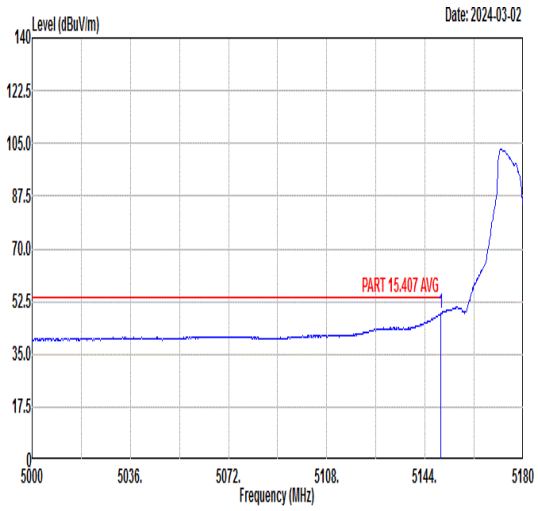 Freq Level Limit Line Margin (dB) Read Level Ant Factor Cable Loss Preamp Factor APos TPos Remark MHz dBuV/m dBuV/m dBuV dB/m dB dB cm deg 1 5149.76 48.47 54.00 -5.53 36.31 36.11 8.54 32.49 305 251 AVERAGE	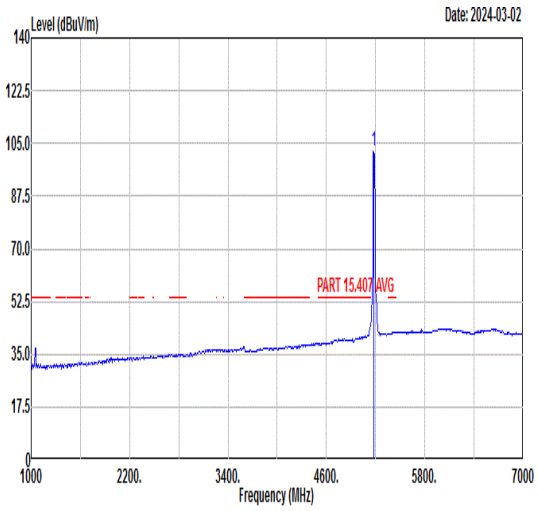 Freq Level Limit Line Margin (dB) Read Level Ant Factor Cable Loss Preamp Factor APos TPos Remark MHz dBuV/m dBuV/m dBuV dB/m dB dB cm deg 1 5180.00 102.57 ------ ------ 90.36 36.10 8.57 32.46 305 251 AVERAGE

Mode	10	
	Harmonic	
	U-NII-1_5.15-5.25_802.11n HT20_CH36_5180MHz	
ANT	5+7	
Pol.	Horizontal	Vertical
Peak Avg	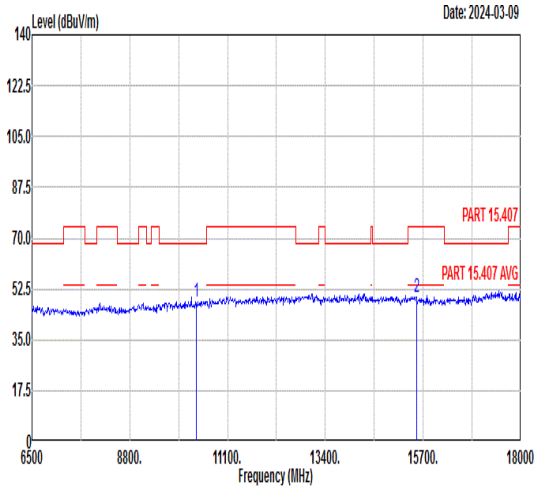 Freq Level Limit Line Margin Read Level Ant Factor Cable Loss Preamp Factor APos TPos Remark MHz dBuV/m dBuV/m dB dBuV dB/m dB dB cm deg 1 10360.00 47.87 68.30 -20.43 60.73 38.74 12.06 63.66 --- --- Peak 2 15540.00 49.63 74.00 -24.37 58.31 40.73 14.58 63.99 --- --- Peak	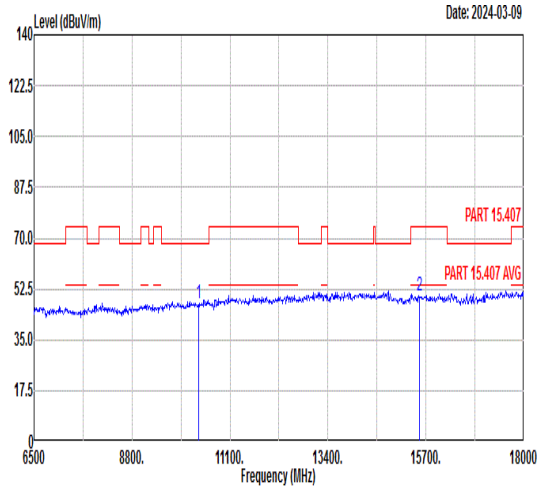 Freq Level Limit Line Margin Read Level Ant Factor Cable Loss Preamp Factor APos TPos Remark MHz dBuV/m dBuV/m dB dBuV dB/m dB dB cm deg 1 10360.00 47.45 68.30 -20.85 60.31 38.74 12.06 63.66 --- --- Peak 2 15540.00 50.14 74.00 -23.86 58.82 40.73 14.58 63.99 --- --- Peak

Mode	11	
	Harmonic	
	U-NII-1_5.15-5.25_802.11n HT20_CH44_5220MHz	
ANT	5+7	
Pol.	Horizontal	Vertical
Peak Avg	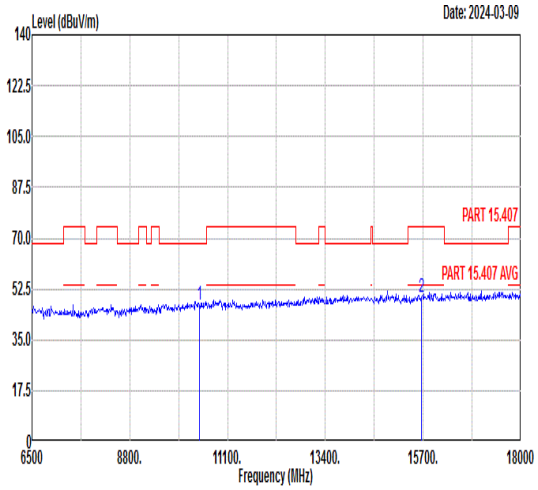 Freq Level Limit Line Margin Read Level Ant Factor Cable Loss Preamp Factor APos TPos Remark MHz dBuV/m dBuV/m dB dBuV dB/m dB dB cm deg 1 10440.00 46.99 68.30 -21.31 59.72 38.78 12.12 63.63 --- --- Peak 2 15660.00 49.78 74.00 -24.22 58.34 40.83 14.64 64.03 --- --- Peak	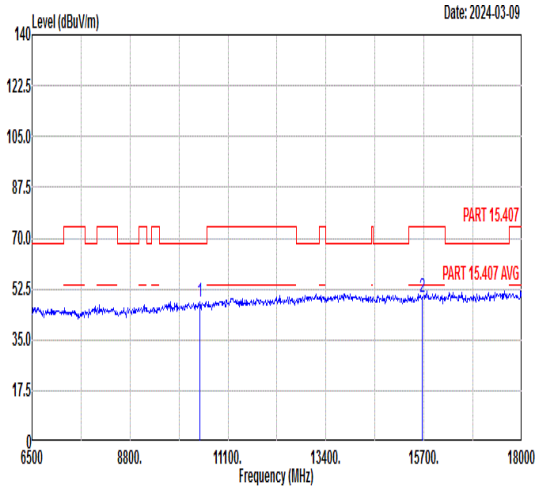 Freq Level Limit Line Margin Read Level Ant Factor Cable Loss Preamp Factor APos TPos Remark MHz dBuV/m dBuV/m dB dBuV dB/m dB dB cm deg 1 10440.00 48.08 68.30 -20.22 60.81 38.78 12.12 63.63 --- --- Peak 2 15660.00 49.71 74.00 -24.29 58.27 40.83 14.64 64.03 --- --- Peak

Mode	12	
	Harmonic	
	U-NII-1_5.15-5.25_802.11n HT20_CH48_5240MHz	
ANT	5+7	
Pol.	Horizontal	Vertical
Peak Avg	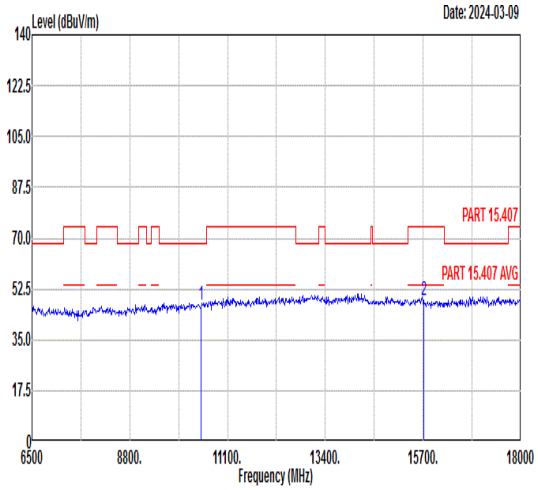 Freq Level Limit Line Margin Read Level Ant Factor Cable Loss Preamp Factor APos TPos Remark MHz dBuV/m dBuV/m dB dBuV dB/m dB dB cm deg 1 10480.00 46.88 68.30 -21.42 59.55 38.79 12.15 63.61 --- --- Peak 2 15720.00 48.48 74.00 -25.52 56.99 40.88 14.66 64.05 --- --- Peak	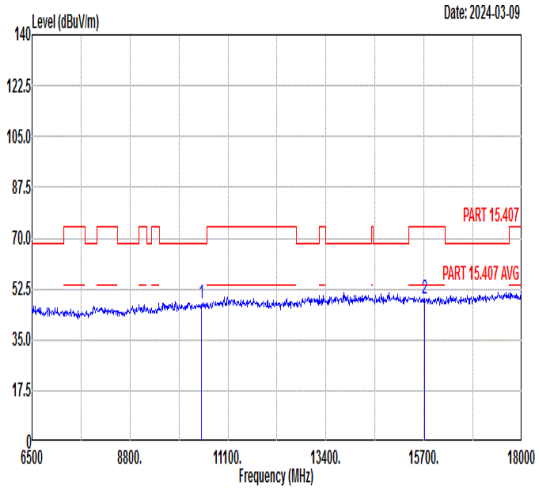 Freq Level Limit Line Margin Read Level Ant Factor Cable Loss Preamp Factor APos TPos Remark MHz dBuV/m dBuV/m dB dBuV dB/m dB dB cm deg 1 10480.00 47.81 68.30 -20.49 60.48 38.79 12.15 63.61 --- --- Peak 2 15720.00 49.04 74.00 -24.96 57.55 40.88 14.66 64.05 --- --- Peak

Mode	13	
	Harmonic	
	U-NII-2A_5.25-5.35_802.11n HT20_CH52_5280MHz	
ANT	5+7	
Pol.	Horizontal	Vertical
Peak Avg	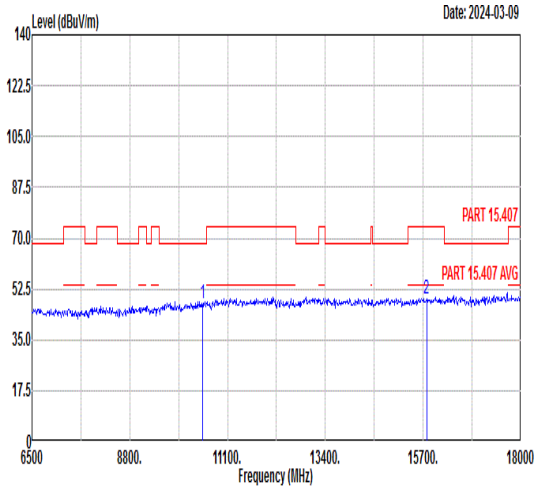 Freq Level Limit Line Margin Read Level Ant Factor Cable Loss Preamp Factor APos TPos Remark MHz dBuV/m dBuV/m dB dBuV dB/m dB dB cm deg 1 10520.00 47.67 68.30 -20.63 60.28 38.81 12.18 63.60 --- --- Peak 2 15780.00 49.08 74.00 -24.92 57.54 40.92 14.69 64.07 --- --- Peak	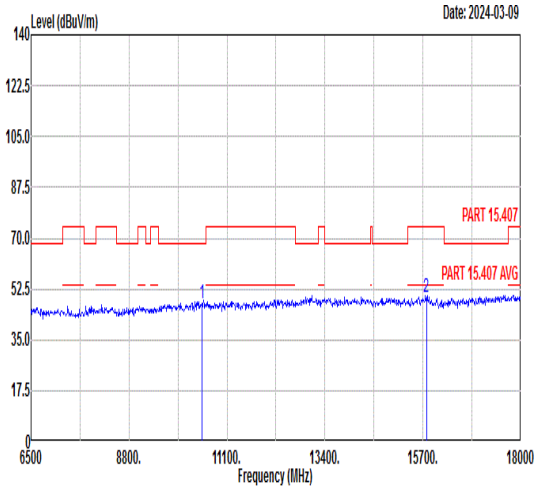 Freq Level Limit Line Margin Read Level Ant Factor Cable Loss Preamp Factor APos TPos Remark MHz dBuV/m dBuV/m dB dBuV dB/m dB dB cm deg 1 10520.00 47.52 68.30 -20.78 60.13 38.81 12.18 63.60 --- --- Peak 2 15780.00 49.55 74.00 -24.45 58.01 40.92 14.69 64.07 --- --- Peak

Mode	14	
	Harmonic	
	U-NII-2A_5.25-5.35_802.11n HT20_CH60_5300MHz	
ANT	5+7	
Pol.	Horizontal	Vertical
Peak Avg	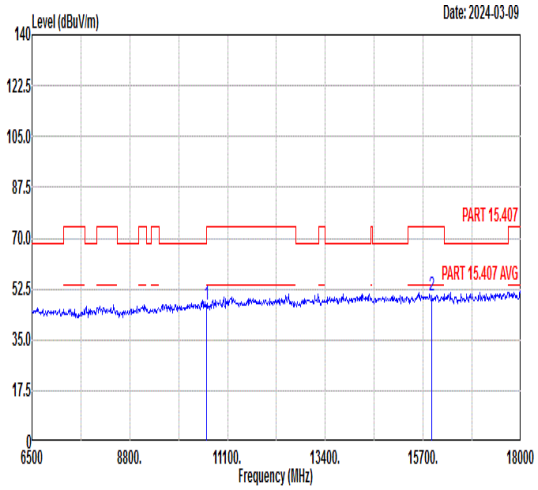 Freq Level Limit Line Margin Read Level Ant Factor Cable Loss Preamp Factor APos TPos Remark MHz dBuV/m dBuV/m dB dBuV dB/m dB dB cm deg 1 10600.00 47.24 74.00 -26.76 59.74 38.84 12.23 63.57 --- --- Peak 2 15900.00 50.22 74.00 -23.78 58.56 41.02 14.75 64.11 --- --- Peak	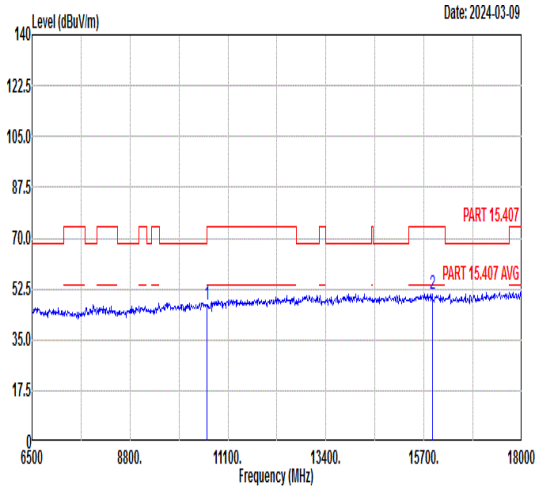 Freq Level Limit Line Margin Read Level Ant Factor Cable Loss Preamp Factor APos TPos Remark MHz dBuV/m dBuV/m dB dBuV dB/m dB dB cm deg 1 10600.00 47.08 74.00 -26.92 59.58 38.84 12.23 63.57 --- --- Peak 2 15900.00 50.52 74.00 -23.48 58.86 41.02 14.75 64.11 --- --- Peak

Mode	15	
	Band Edge	
	U-NII-2A_5.25-5.35_802.11n HT20_CH64_5320MHz	
ANT	5+7	
Pol.	Horizontal	Fundamental
Peak	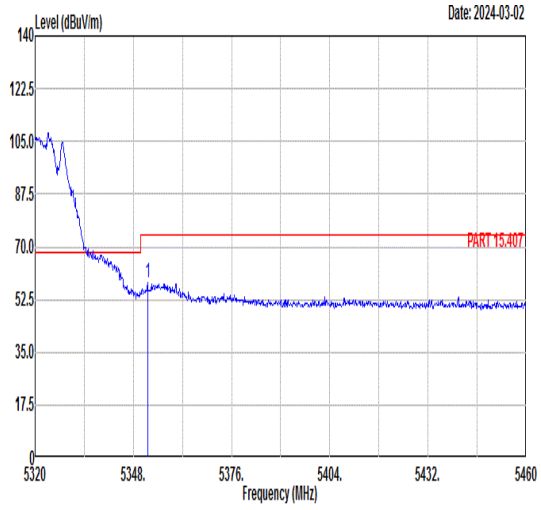 Freq Level Limit Line Margin (dB) Read Level Ant Factor Cable Loss Preamp Factor APos TPos Remark 1 5352.06 58.01 74.00 -15.99 44.85 35.99 9.38 32.21 100 60 PEAK	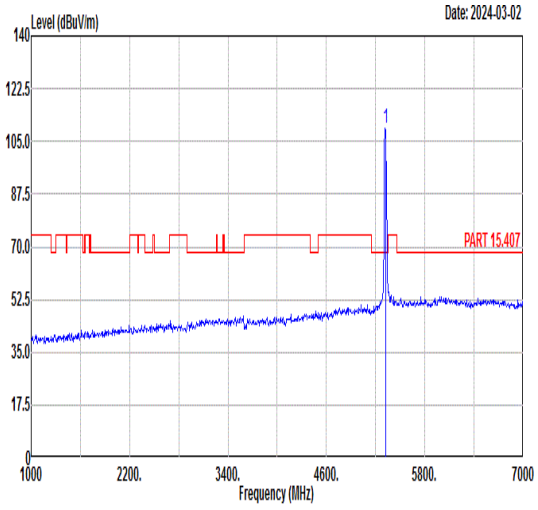 Freq Level Limit Line Margin (dB) Read Level Ant Factor Cable Loss Preamp Factor APos TPos Remark 1 5320.00 109.16 ------ ------ 96.23 36.01 9.18 32.26 100 60 PEAK
Avg	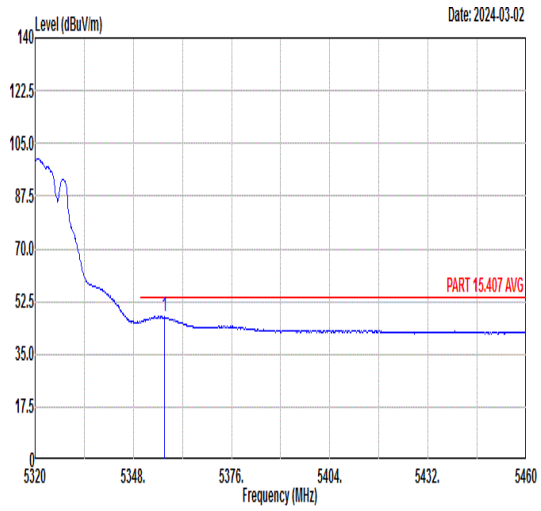 Freq Level Limit Line Margin (dB) Read Level Ant Factor Cable Loss Preamp Factor APos TPos Remark 1 5356.96 47.59 54.00 -6.41 34.40 35.99 9.40 32.20 100 60 AVERAGE	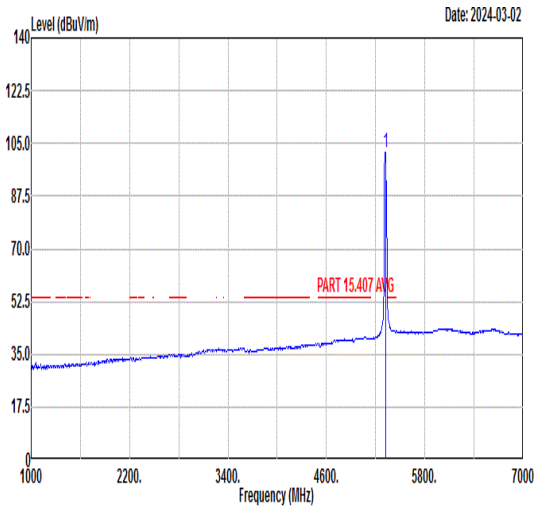 Freq Level Limit Line Margin (dB) Read Level Ant Factor Cable Loss Preamp Factor APos TPos Remark 1 5320.00 102.18 ------ ------ 89.25 36.01 9.18 32.26 100 60 AVERAGE

Mode	15	
	Band Edge	
	U-NII-2A_5.25-5.35_802.11n HT20_CH64_5320MHz	
ANT	5+7	
Pol.	Vertical	Fundamental
Peak	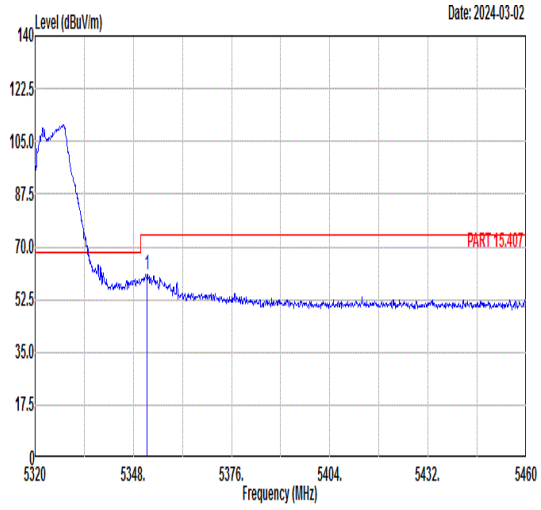 Freq Level Limit Line Margin (dB) Read Level Ant Factor Cable Loss Preamp Factor APos TPos Remark MHz dBuV/m dBuV/m dBuV dB/m dB dB cm deg 1 5351.92 61.00 74.00 -13.00 47.85 35.99 9.37 32.21 321 245 PEAK	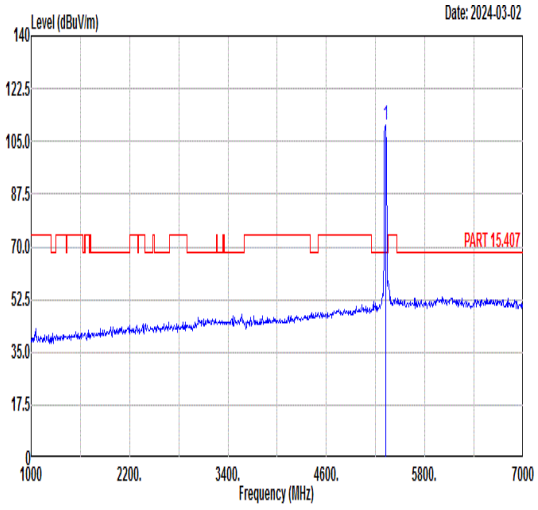 Freq Level Limit Line Margin (dB) Read Level Ant Factor Cable Loss Preamp Factor APos TPos Remark MHz dBuV/m dBuV/m dBuV dB/m dB dB cm deg 1 5320.00 110.49 ------ ------ 97.49 36.00 9.24 32.24 321 245 PEAK
Avg	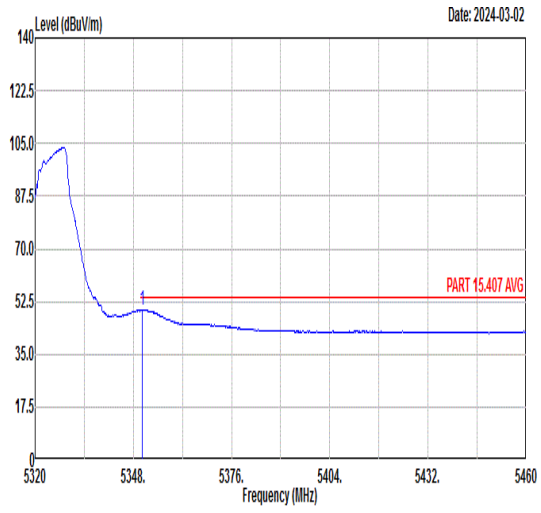 Freq Level Limit Line Margin (dB) Read Level Ant Factor Cable Loss Preamp Factor APos TPos Remark MHz dBuV/m dBuV/m dBuV dB/m dB dB cm deg 1 5350.52 49.73 54.00 -4.27 36.58 35.99 9.37 32.21 321 245 AVERAGE	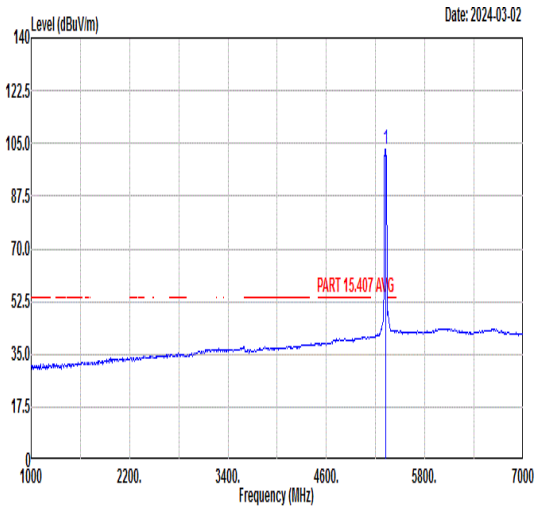 Freq Level Limit Line Margin (dB) Read Level Ant Factor Cable Loss Preamp Factor APos TPos Remark MHz dBuV/m dBuV/m dBuV dB/m dB dB cm deg 1 5320.00 103.05 ------ ------ 90.05 36.00 9.24 32.24 321 245 AVERAGE

Mode	15	
	Harmonic	
	U-NII-2A_5.25-5.35_802.11n HT20_CH64_5320MHz	
ANT	5+7	
Pol.	Horizontal	Vertical
Peak Avg	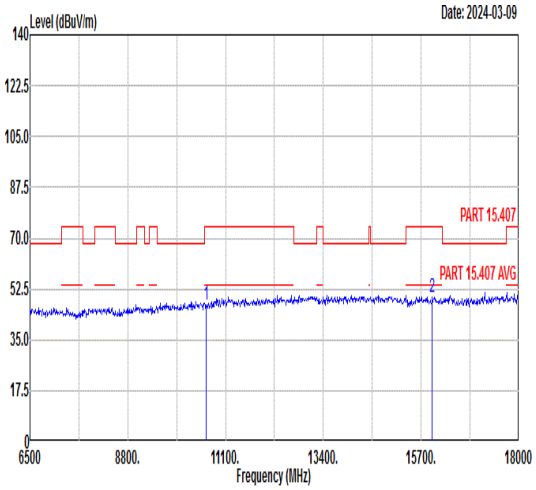 Freq Level Limit Line Margin Read Level Ant Factor Cable Loss Preamp Factor APos TPos Remark MHz dBuV/m dBuV/m dB dBuV dB/m dB dB cm deg 1 10640.00 46.91 74.00 -27.09 59.34 38.86 12.26 63.55 --- --- Peak 2 15960.00 49.53 74.00 -24.47 57.82 41.07 14.77 64.13 --- --- Peak	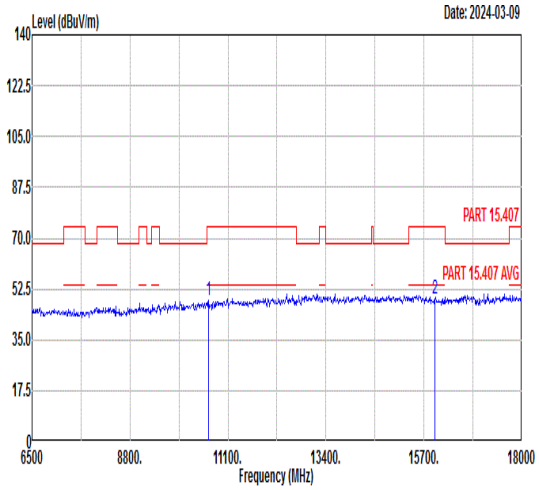 Freq Level Limit Line Margin Read Level Ant Factor Cable Loss Preamp Factor APos TPos Remark MHz dBuV/m dBuV/m dB dBuV dB/m dB dB cm deg 1 10640.00 48.57 74.00 -25.43 61.00 38.86 12.26 63.55 --- --- Peak 2 15960.00 49.28 74.00 -24.72 57.57 41.07 14.77 64.13 --- --- Peak

Mode	16	
	Band Edge	
	U-NII-2C_5.47-5.725_802.11n HT20_CH100_5500MHz	
ANT	5+7	
Pol.	Horizontal	Fundamental
Peak	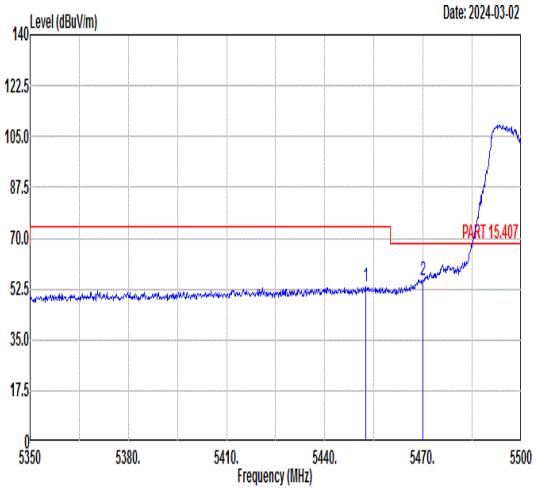 Freq Level Limit Line Margin (dB) Read Level Ant Factor Cable Loss Preamp Factor APos TPos Remark MHz dBuV/m dBuV/m dBuV dB/m dB dB cm deg 1 5452.60 53.31 74.00 -20.69 39.77 35.93 9.68 32.07 100 297 PEAK 2 5470.00 55.72 68.30 -12.58 42.15 35.92 9.69 32.04 100 297 PEAK	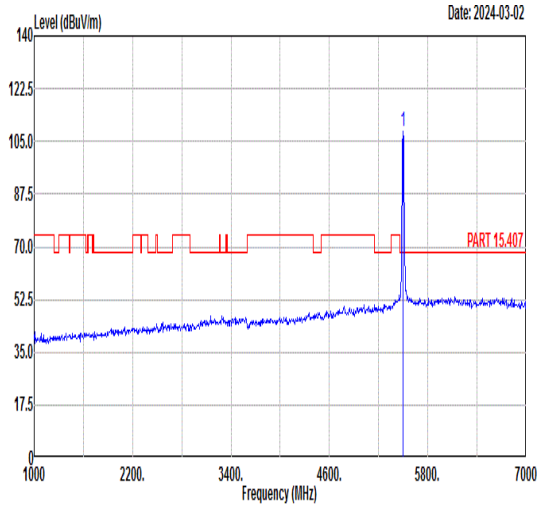 Freq Level Limit Line Margin (dB) Read Level Ant Factor Cable Loss Preamp Factor APos TPos Remark MHz dBuV/m dBuV/m dBuV dB/m dB dB cm deg 1 5500.00 108.39 ------ ------ 94.80 35.90 9.70 32.01 100 297 PEAK
Avg	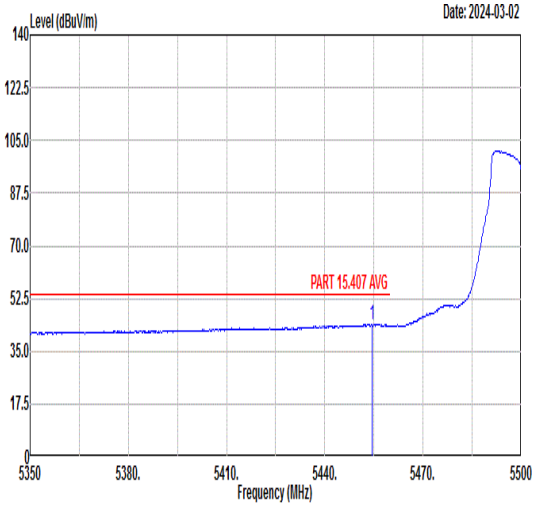 Freq Level Limit Line Margin (dB) Read Level Ant Factor Cable Loss Preamp Factor APos TPos Remark MHz dBuV/m dBuV/m dBuV dB/m dB dB cm deg 1 5454.40 43.86 54.00 -10.14 30.31 35.93 9.68 32.06 100 297 AVERAGE	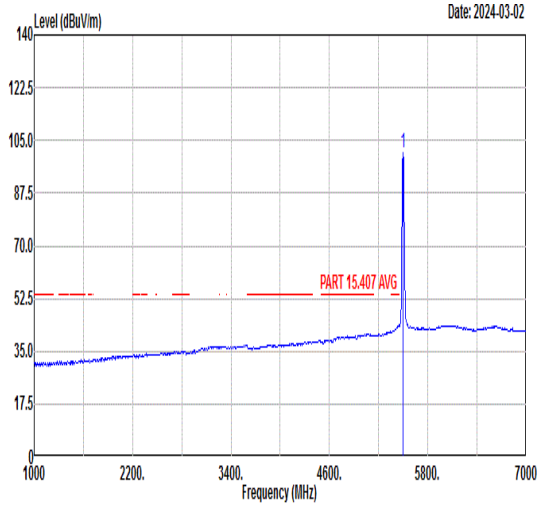 Freq Level Limit Line Margin (dB) Read Level Ant Factor Cable Loss Preamp Factor APos TPos Remark MHz dBuV/m dBuV/m dBuV dB/m dB dB cm deg 1 5500.00 101.01 ------ ------ 87.42 35.90 9.70 32.01 100 297 AVERAGE

Mode	16	
	Band Edge	
	U-NII-2C_5.47-5.725_802.11n HT20_CH100_5500MHz	
ANT	5+7	
Pol.	Vertical	Fundamental
Peak	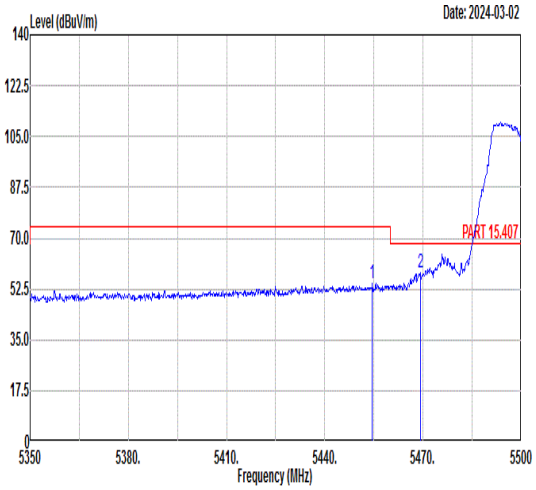 Freq Level Limit Line Margin (dB) Read Level Ant Factor Cable Loss Preamp Factor APos TPos Remark MHz dBuV/m dBuV/m dBuV dB/m dB dB cm deg 1 5454.55 54.51 74.00 -19.49 40.96 35.93 9.68 32.06 342 255 PEAK 2 5469.25 58.18 68.30 -10.12 44.61 35.92 9.69 32.04 342 255 PEAK	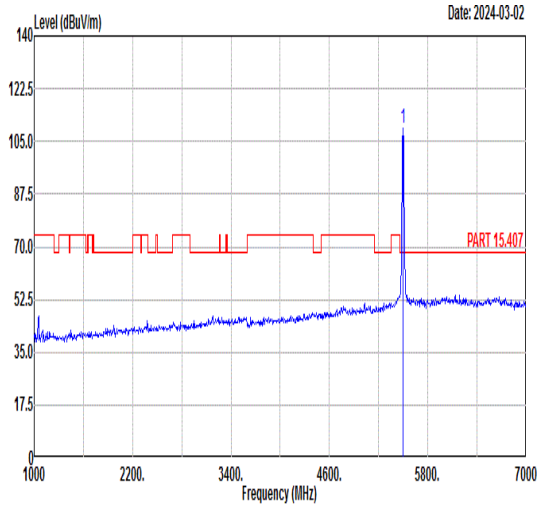 Freq Level Limit Line Margin (dB) Read Level Ant Factor Cable Loss Preamp Factor APos TPos Remark MHz dBuV/m dBuV/m dBuV dB/m dB dB cm deg 1 5500.00 109.51 ------ ------ 95.92 35.90 9.70 32.01 342 255 PEAK
Avg	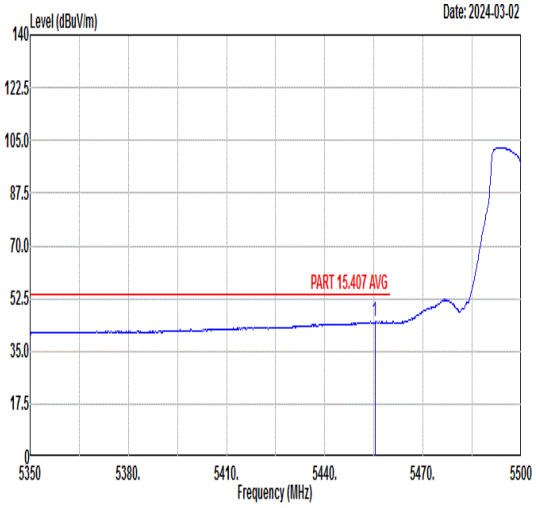 Freq Level Limit Line Margin (dB) Read Level Ant Factor Cable Loss Preamp Factor APos TPos Remark MHz dBuV/m dBuV/m dBuV dB/m dB dB cm deg 1 5455.30 44.83 54.00 -9.17 31.28 35.93 9.68 32.06 342 255 AVERAGE	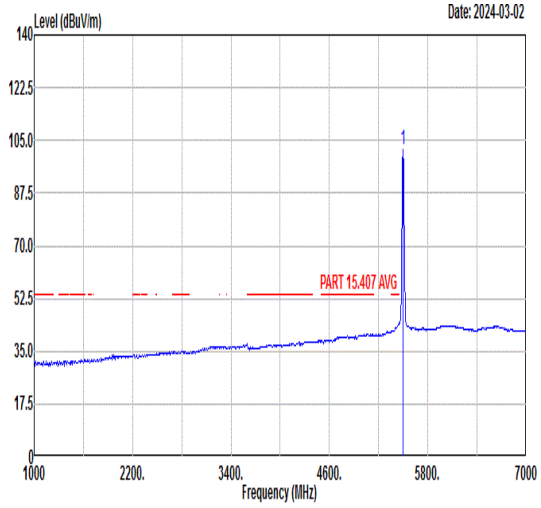 Freq Level Limit Line Margin (dB) Read Level Ant Factor Cable Loss Preamp Factor APos TPos Remark MHz dBuV/m dBuV/m dBuV dB/m dB dB cm deg 1 5500.00 102.22 ------ ------ 88.63 35.90 9.70 32.01 342 255 AVERAGE

Mode	16	
	Harmonic	
	U-NII-2C_5.47-5.725_802.11n HT20_CH100_5500MHz	
ANT	5+7	
Pol.	Horizontal	Vertical
Peak Avg	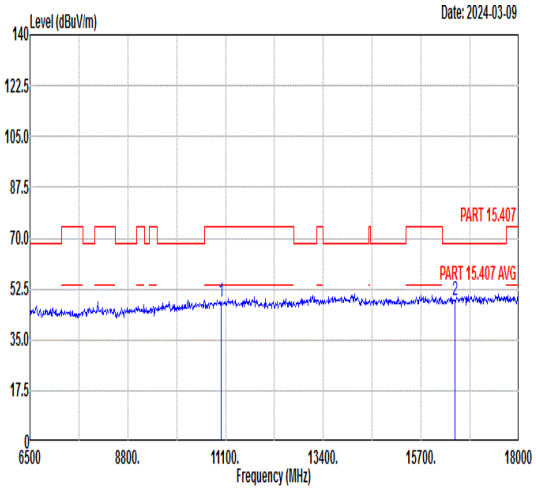 Freq Level Limit Line Margin Read Level Ant Factor Cable Loss Preamp Factor APos TPos Remark MHz dBuV/m dBuV/m dB dBuV dB/m dB dB cm deg 1 11000.00 48.33 74.00 -25.67 60.23 39.00 12.52 63.42 --- --- Peak 2 16500.00 48.40 68.30 -19.90 56.54 41.35 15.17 64.66 --- --- Peak	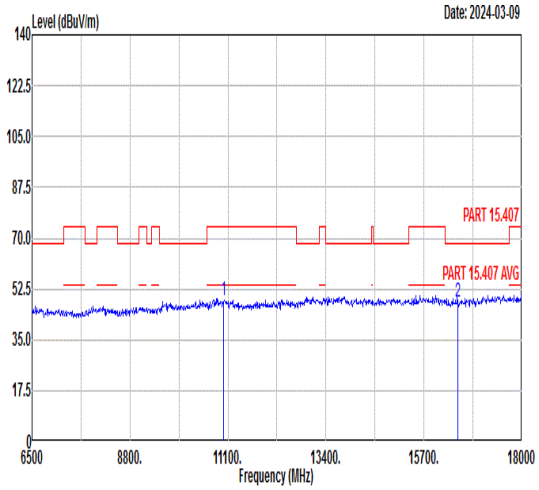 Freq Level Limit Line Margin Read Level Ant Factor Cable Loss Preamp Factor APos TPos Remark MHz dBuV/m dBuV/m dB dBuV dB/m dB dB cm deg 1 11000.00 48.86 74.00 -25.14 60.76 39.00 12.52 63.42 --- --- Peak 2 16500.00 48.01 68.30 -20.29 56.15 41.35 15.17 64.66 --- --- Peak

Mode	17	
	Harmonic	
	U-NII-2C_5.47-5.725_802.11n HT20_CH116_5580MHz	
ANT	5+7	
Pol.	Horizontal	Vertical
Peak Avg	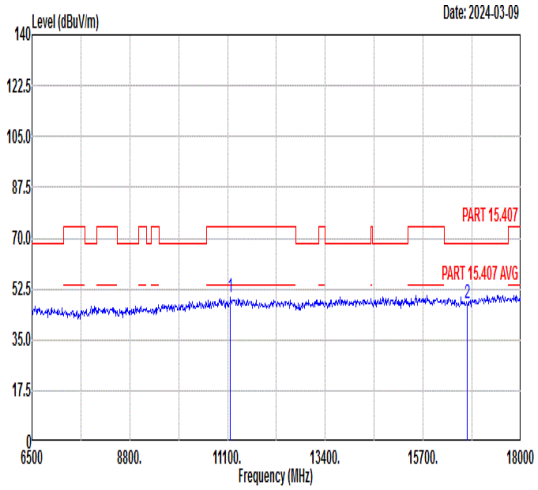 Freq Level Limit Line Margin Read Level Ant Factor Cable Loss Preamp Factor APos TPos Remark MHz dBuV/m dBuV/m dB dBuV dB/m dB dB cm deg 1 11160.00 49.43 74.00 -24.57 61.16 39.06 12.64 63.43 --- --- Peak 2 16740.00 47.30 68.30 -21.00 55.39 41.47 15.35 64.91 --- --- Peak	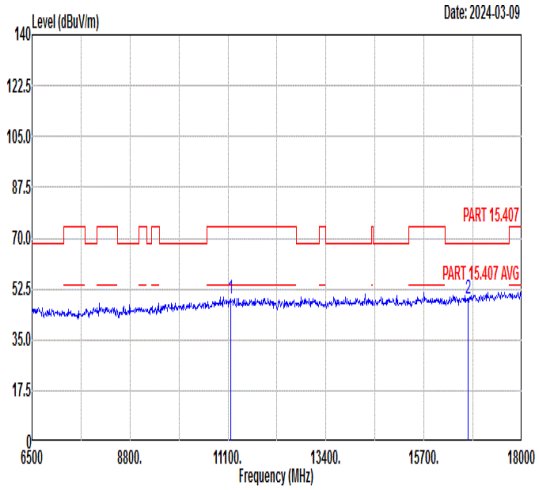 Freq Level Limit Line Margin Read Level Ant Factor Cable Loss Preamp Factor APos TPos Remark MHz dBuV/m dBuV/m dB dBuV dB/m dB dB cm deg 1 11160.00 48.97 74.00 -25.03 60.70 39.06 12.64 63.43 --- --- Peak 2 16740.00 49.29 68.30 -19.01 57.38 41.47 15.35 64.91 --- --- Peak

Mode	18	
	Band Edge	
	U-NII-2C_5.47-5.725_802.11n HT20_CH140_5700MHz	
ANT	5+7	
Pol.	Horizontal	Fundamental
Peak	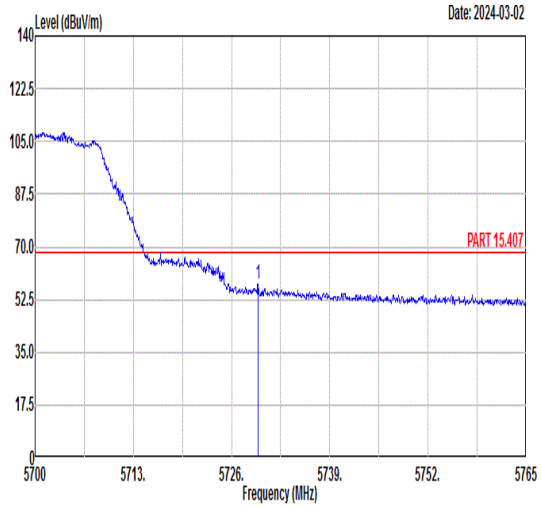 Freq Level Limit Line Margin (dB) Read Level Ant Factor Cable Loss Preamp Factor APos TPos Remark MHz dBuV/m dBuV/m dBuV dB/m dB dB cm deg 1 5729.51 57.85 68.30 -10.45 43.83 36.22 10.03 32.23 101 295 PEAK	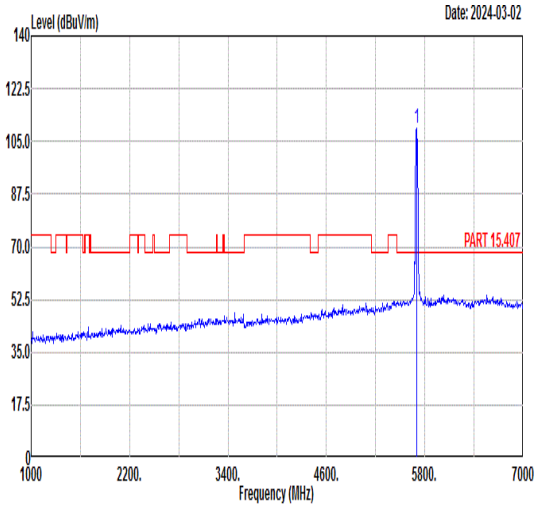 Freq Level Limit Line Margin (dB) Read Level Ant Factor Cable Loss Preamp Factor APos TPos Remark MHz dBuV/m dBuV/m dBuV dB/m dB dB cm deg 1 5700.00 109.51 ------ ------ 95.57 36.18 9.96 32.20 101 295 PEAK
Avg	Blank	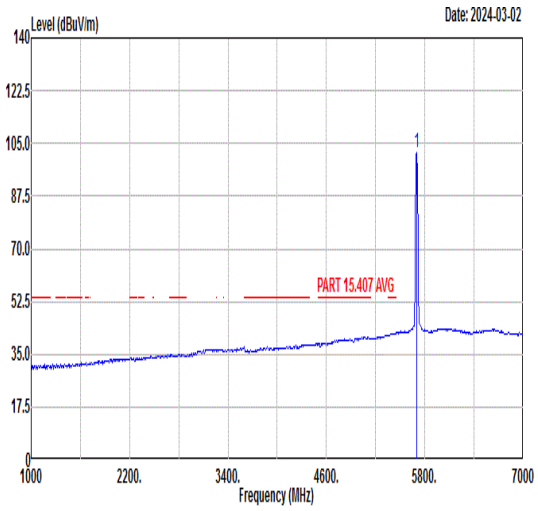 Freq Level Limit Line Margin (dB) Read Level Ant Factor Cable Loss Preamp Factor APos TPos Remark MHz dBuV/m dBuV/m dBuV dB/m dB dB cm deg 1 5700.00 101.96 ------ ------ 88.02 36.18 9.96 32.20 101 295 AVERAGE

Mode	18	
	Band Edge	
	U-NII-2C_5.47-5.725_802.11n HT20_CH140_5700MHz	
ANT	5+7	
Pol.	Vertical	Fundamental
Peak	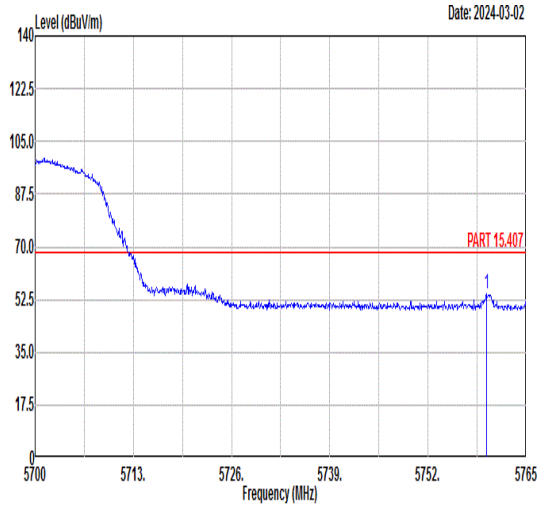 Freq Level Limit Line Margin (dB) Read Level Ant Factor Cable Loss Preamp Factor APos TPos Remark MHz dBuV/m dBuV/m dBuV dB/m dB dB cm deg 1 5759.74 54.45 68.30 -13.85 40.36 36.26 10.09 32.26 227 216 PEAK	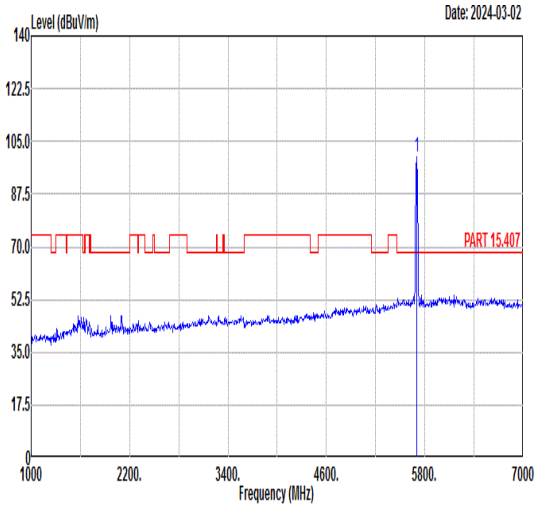 Freq Level Limit Line Margin (dB) Read Level Ant Factor Cable Loss Preamp Factor APos TPos Remark MHz dBuV/m dBuV/m dBuV dB/m dB dB cm deg 1 5700.00 99.73 ------ ------ 85.79 36.18 9.96 32.20 227 216 PEAK
Avg	Blank	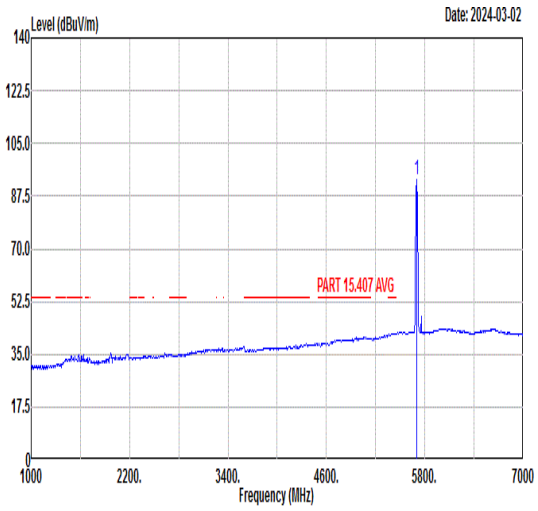 Freq Level Limit Line Margin (dB) Read Level Ant Factor Cable Loss Preamp Factor APos TPos Remark MHz dBuV/m dBuV/m dBuV dB/m dB dB cm deg 1 5700.00 92.72 ------ ------ 78.78 36.18 9.96 32.20 227 216 AVERAGE

Mode	18	
	Harmonic	
	U-NII-2C_5.47-5.725_802.11n HT20_CH140_5700MHz	
ANT	5+7	
Pol.	Horizontal	Vertical
Peak Avg	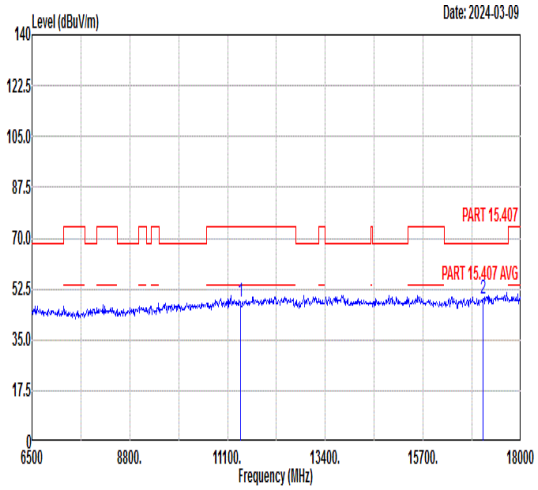 Freq Level Limit Line Margin Read Level Ant Factor Cable Loss Preamp Factor APos TPos Remark MHz dBuV/m dBuV/m dB dBuV dB/m dB dB cm deg 1 11400.00 48.25 74.00 -25.75 59.72 39.16 12.81 63.44 --- --- Peak 2 17100.00 49.14 68.30 -19.16 57.04 41.71 15.62 65.23 --- --- Peak	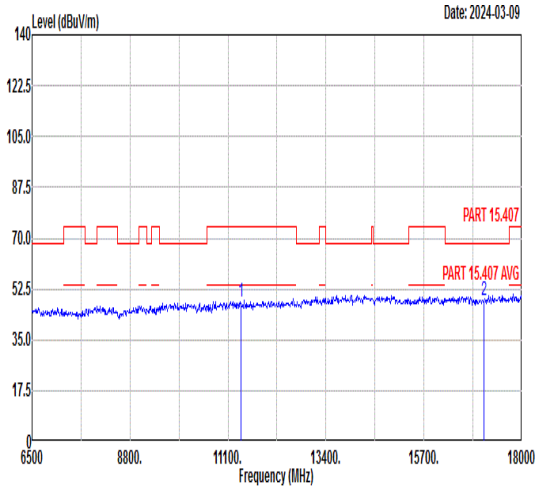 Freq Level Limit Line Margin Read Level Ant Factor Cable Loss Preamp Factor APos TPos Remark MHz dBuV/m dBuV/m dB dBuV dB/m dB dB cm deg 1 11400.00 47.90 74.00 -26.10 59.37 39.16 12.81 63.44 --- --- Peak 2 17100.00 48.83 68.30 -19.47 56.73 41.71 15.62 65.23 --- --- Peak

Mode	19	
	Band Edge - L	
	U-NII-1_5.15-5.25_802.11n HT40_CH38_5190MHz	
ANT	5+7	
Pol.	Horizontal	Fundamental
Peak	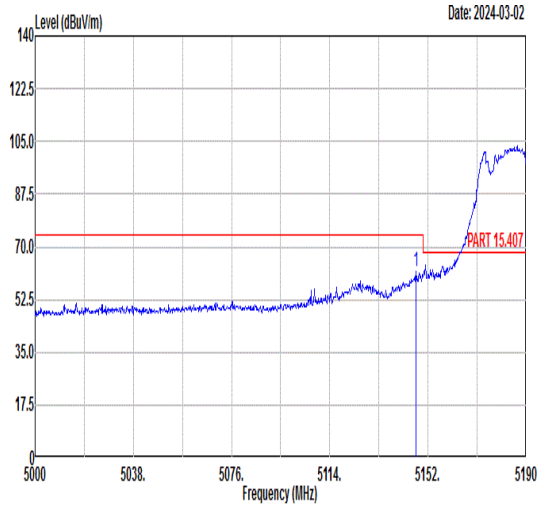 Freq Level Limit Line Margin Read Level Ant Factor Cable Loss Preamp Factor APos TPos Remark MHz dBuV/m dBuV/m dB dBuV dB/m dB dB cm deg 1 5147.25 61.99 74.00 -12.01 49.84 36.11 8.53 32.49 100 61 PEAK	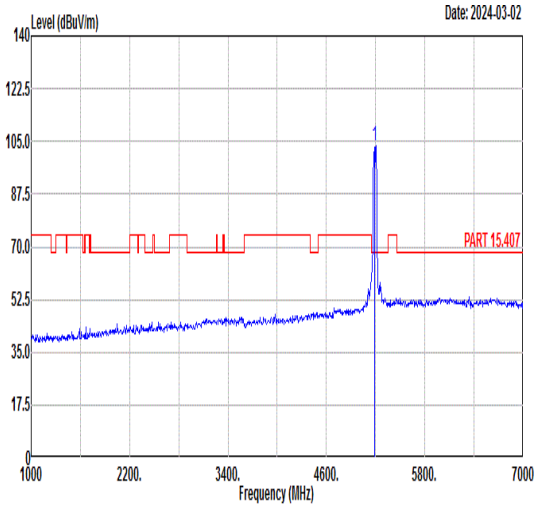 Freq Level Limit Line Margin Read Level Ant Factor Cable Loss Preamp Factor APos TPos Remark MHz dBuV/m dBuV/m dB dBuV dB/m dB dB cm deg 1 5190.00 103.44 ------ ------ 91.13 36.08 8.64 32.41 100 61 PEAK
Avg	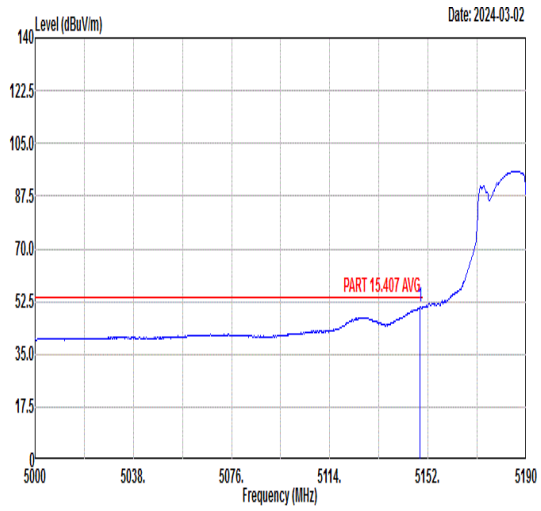 Freq Level Limit Line Margin Read Level Ant Factor Cable Loss Preamp Factor APos TPos Remark MHz dBuV/m dBuV/m dB dBuV dB/m dB dB cm deg 1 5148.77 50.63 54.00 -3.37 38.48 36.11 8.53 32.49 100 61 AVERAGE	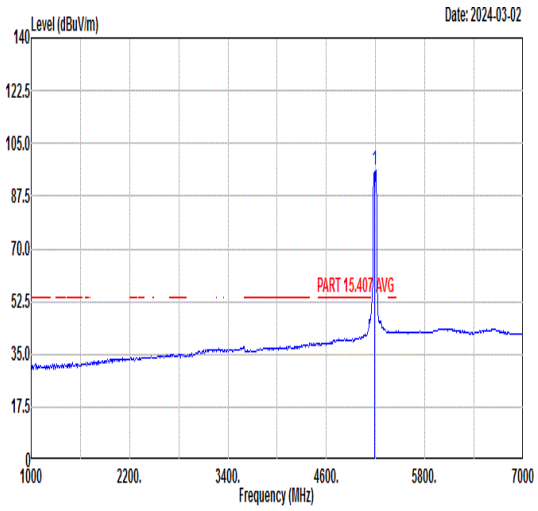 Freq Level Limit Line Margin Read Level Ant Factor Cable Loss Preamp Factor APos TPos Remark MHz dBuV/m dBuV/m dB dBuV dB/m dB dB cm deg 1 5190.00 96.40 ------ ------ 84.09 36.08 8.64 32.41 100 61 AVERAGE

Mode	19	
	Band Edge - R	
	U-NII-1_5.15-5.25_802.11n HT40_CH38_5190MHz	
ANT	5+7	
Pol.	Horizontal	Fundamental
Peak	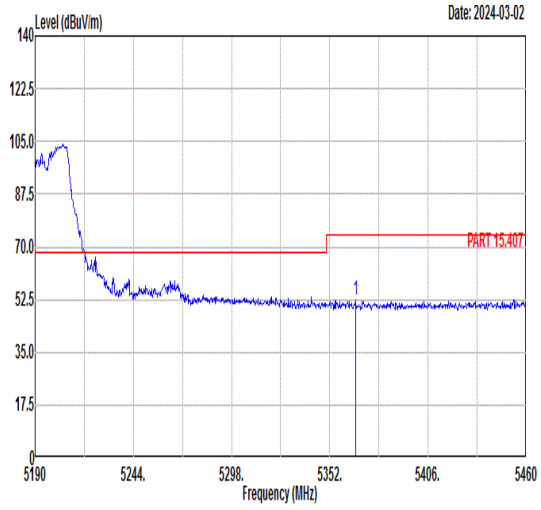 Freq Level Limit Line Margin Read Level Ant Factor Cable Loss Preamp Factor APos TPos Remark MHz dBuV/m dBuV/m dB dBuV dB/m dB dB cm deg 1 5366.04 52.43 74.00 -21.57 39.19 35.98 9.45 32.19 100 61 PEAK	Blank
Avg	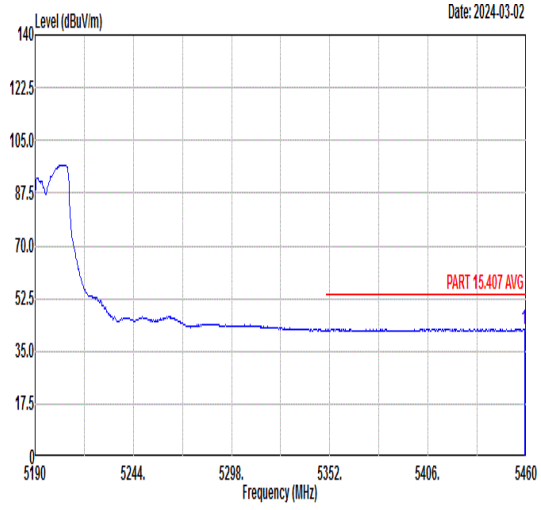 Freq Level Limit Line Margin Read Level Ant Factor Cable Loss Preamp Factor APos TPos Remark MHz dBuV/m dBuV/m dB dBuV dB/m dB dB cm deg 1 5458.92 42.29 54.00 -11.71 28.74 35.92 9.69 32.06 100 61 AVERAGE	Blank

Mode	19	
	Band Edge - L	
	U-NII-1_5.15-5.25_802.11n HT40_CH38_5190MHz	
ANT	5+7	
Pol.	Vertical	Fundamental
Peak	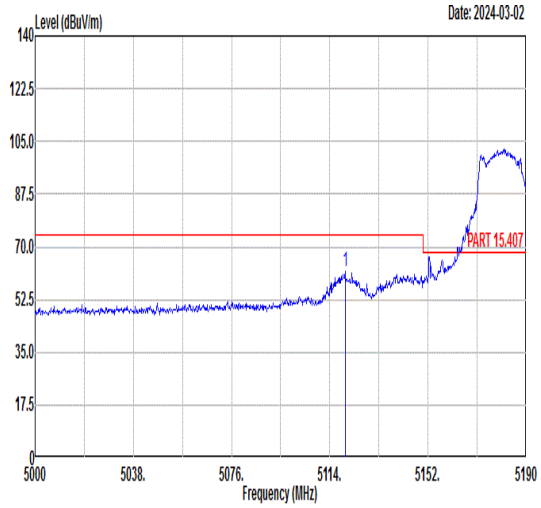 Freq Level Limit Line Margin Read Level Ant Factor Cable Loss Preamp Factor APos TPos Remark MHz dBuV/m dBuV/m dB dBuV dB/m dB dB cm deg 1 5119.89 61.92 74.00 -12.08 49.84 36.13 8.48 32.53 369 255 PEAK	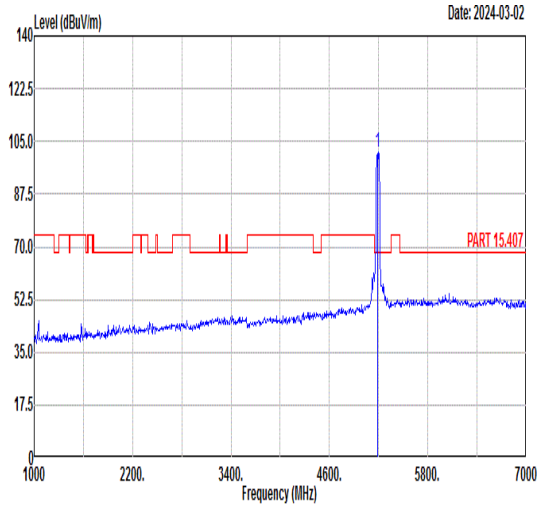 Freq Level Limit Line Margin Read Level Ant Factor Cable Loss Preamp Factor APos TPos Remark MHz dBuV/m dBuV/m dB dBuV dB/m dB dB cm deg 1 5190.00 101.57 ------ ------ 89.28 36.08 8.63 32.42 369 255 PEAK
Avg	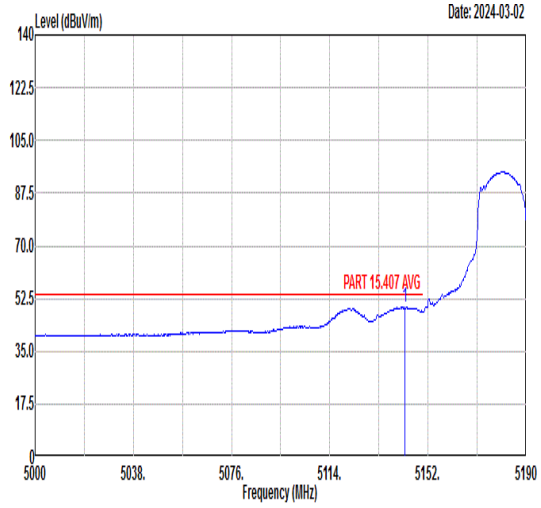 Freq Level Limit Line Margin Read Level Ant Factor Cable Loss Preamp Factor APos TPos Remark MHz dBuV/m dBuV/m dB dBuV dB/m dB dB cm deg 1 5143.07 49.64 54.00 -4.36 37.51 36.11 8.52 32.50 369 255 AVERAGE	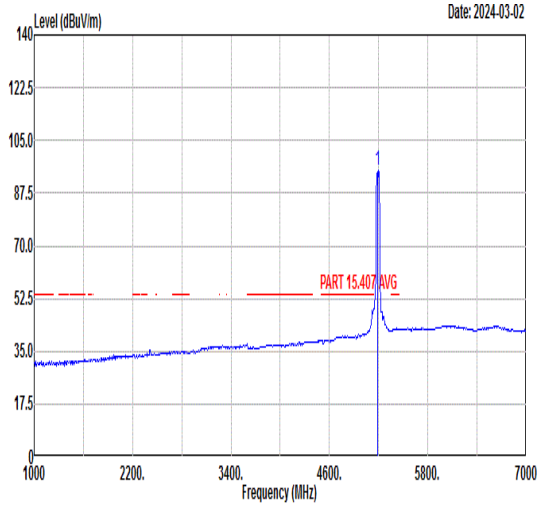 Freq Level Limit Line Margin Read Level Ant Factor Cable Loss Preamp Factor APos TPos Remark MHz dBuV/m dBuV/m dB dBuV dB/m dB dB cm deg 1 5190.00 95.03 ------ ------ 82.74 36.08 8.63 32.42 369 255 AVERAGE

Mode	19	
	Band Edge - R	
	U-NII-1_5.15-5.25_802.11n HT40_CH38_5190MHz	
ANT	5+7	
Pol.	Vertical	Fundamental
Peak	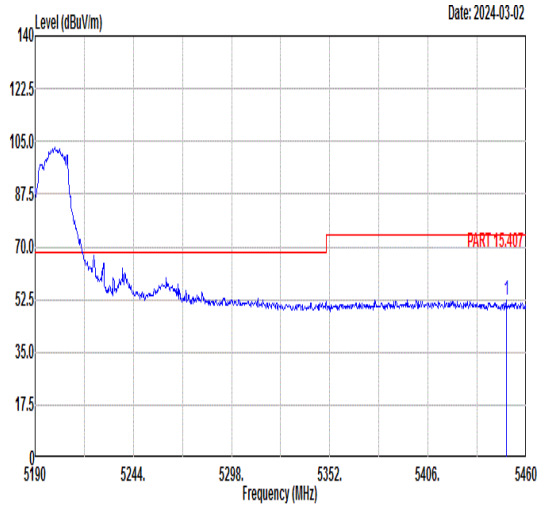 Freq Level Limit Line Margin Read Level Ant Factor Cable Loss Preamp Factor APos TPos Remark MHz dBuV/m dBuV/m dB dBuV dB/m dB dB cm deg 1 5448.93 52.47 74.00 -21.53 38.93 35.93 9.68 32.07 369 255 PEAK	Blank
Avg	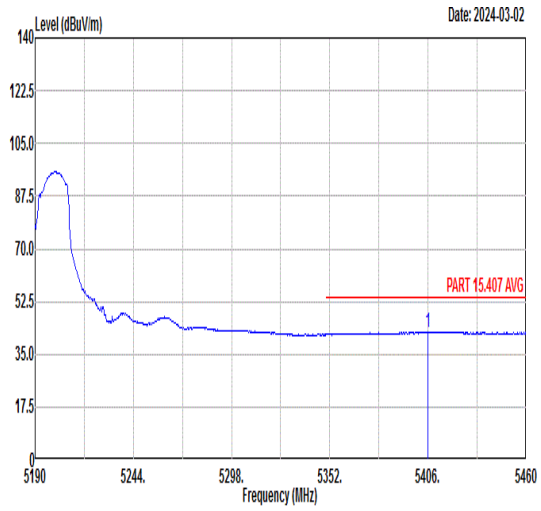 Freq Level Limit Line Margin Read Level Ant Factor Cable Loss Preamp Factor APos TPos Remark MHz dBuV/m dBuV/m dB dBuV dB/m dB dB cm deg 1 5405.73 42.42 54.00 -11.58 28.94 35.96 9.65 32.13 369 255 AVERAGE	Blank

Mode	20	
	Band Edge - L	
	U-NII-1_5.15-5.25_802.11n HT40_CH46_5230MHz	
ANT	5+7	
Pol.	Horizontal	Fundamental
Peak	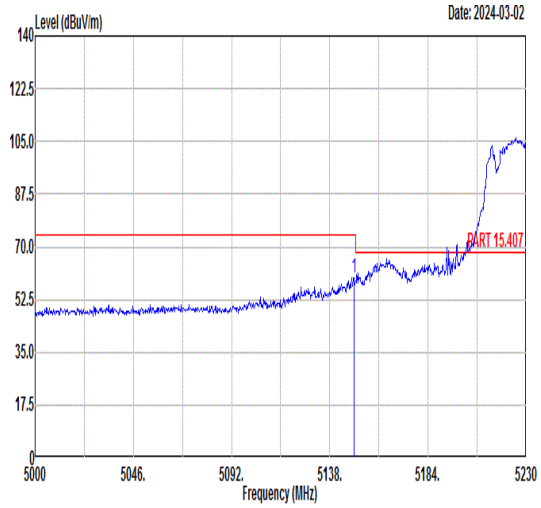 Freq Level Limit Line Margin Read Level Ant Factor Cable Loss Preamp Factor APos TPos Remark MHz dBuV/m dBuV/m dB dBuV dB/m dB dB cm deg 1 5149.27 59.86 74.00 -14.14 47.71 36.11 8.53 32.49 100 62 PEAK	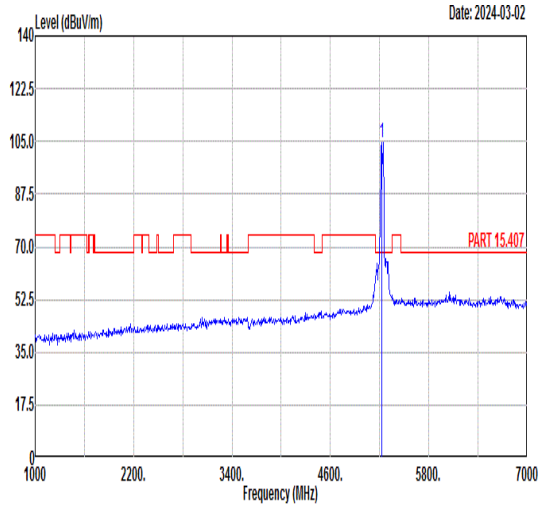 Freq Level Limit Line Margin Read Level Ant Factor Cable Loss Preamp Factor APos TPos Remark MHz dBuV/m dBuV/m dB dBuV dB/m dB dB cm deg 1 5230.00 104.71 ------ ------ 92.32 36.07 8.71 32.39 100 62 PEAK
Avg	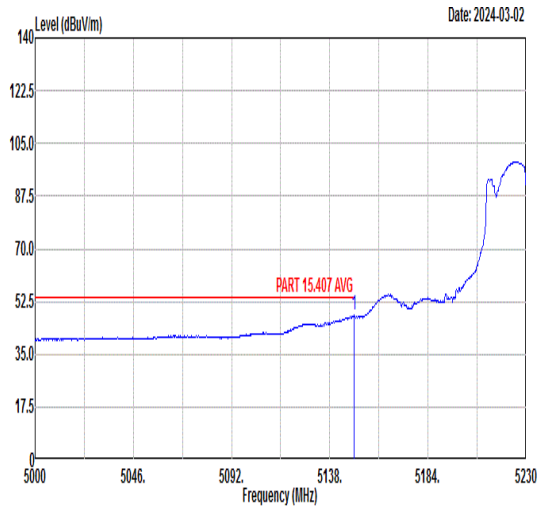 Freq Level Limit Line Margin Read Level Ant Factor Cable Loss Preamp Factor APos TPos Remark MHz dBuV/m dBuV/m dB dBuV dB/m dB dB cm deg 1 5149.27 48.01 54.00 -5.99 35.86 36.11 8.53 32.49 100 62 AVERAGE	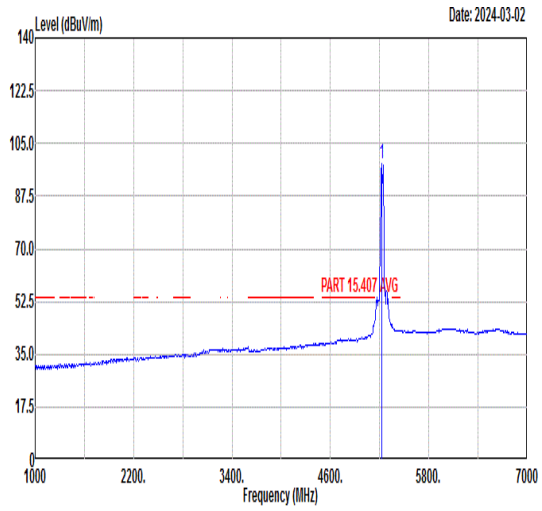 Freq Level Limit Line Margin Read Level Ant Factor Cable Loss Preamp Factor APos TPos Remark MHz dBuV/m dBuV/m dB dBuV dB/m dB dB cm deg 1 5230.00 98.28 ------ ------ 85.89 36.07 8.71 32.39 100 62 AVERAGE

Mode	20	
	Band Edge - R	
	U-NII-1_5.15-5.25_802.11n HT40_CH46_5230MHz	
ANT	5+7	
Pol.	Horizontal	Fundamental
Peak	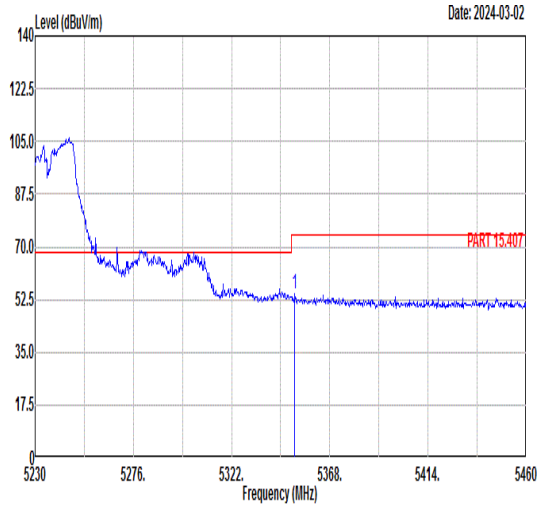 Freq Level Limit Line Margin Read Level Ant Factor Cable Loss Preamp Factor APos TPos Remark MHz dBuV/m dBuV/m dB dBuV dB/m dB dB cm deg 1 5351.67 54.60 74.00 -19.40 41.45 35.99 9.37 32.21 100 62 PEAK	Blank
Avg	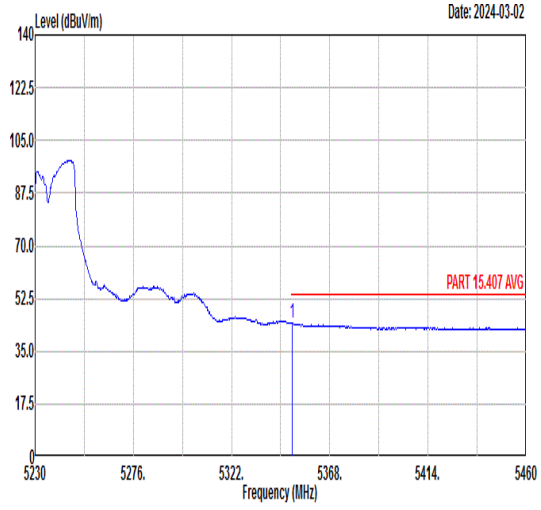 Freq Level Limit Line Margin Read Level Ant Factor Cable Loss Preamp Factor APos TPos Remark MHz dBuV/m dBuV/m dB dBuV dB/m dB dB cm deg 1 5350.29 44.29 54.00 -9.71 31.14 35.99 9.37 32.21 100 62 AVERAGE	Blank

Mode	20	
	Band Edge - L	
	U-NII-1_5.15-5.25_802.11n HT40_CH46_5230MHz	
ANT	5+7	
Pol.	Vertical	Fundamental
Peak	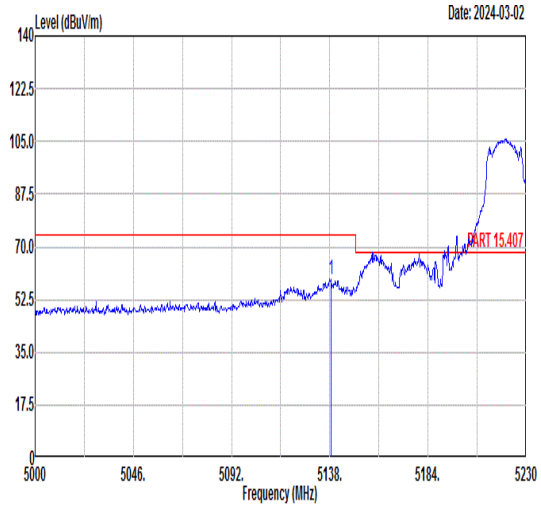 Freq Level Limit Line Margin Read Level Ant Factor Cable Loss Preamp Factor APos TPos Remark MHz dBuV/m dBuV/m dB dBuV dB/m dB dB cm deg 1 5138.46 59.04 74.00 -14.96 46.92 36.12 8.51 32.51 325 250 PEAK	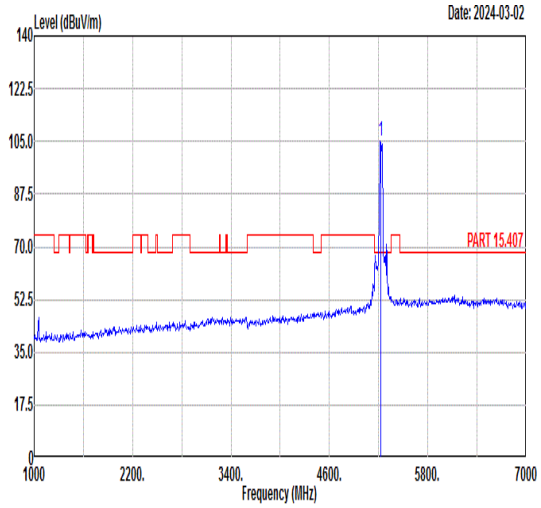 Freq Level Limit Line Margin Read Level Ant Factor Cable Loss Preamp Factor APos TPos Remark MHz dBuV/m dBuV/m dB dBuV dB/m dB dB cm deg 1 5230.00 105.13 ------ ------ 92.77 36.07 8.68 32.39 325 250 PEAK
Avg	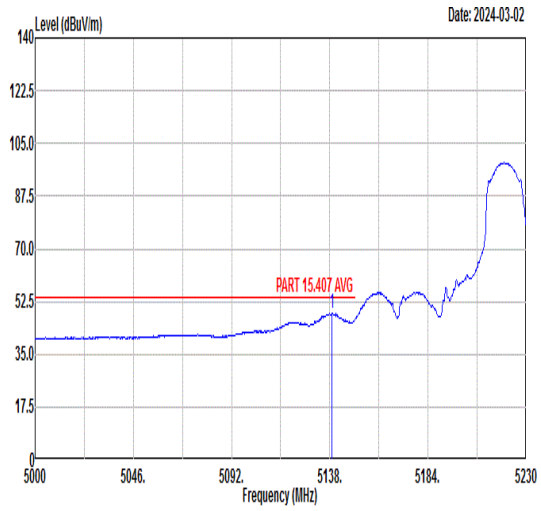 Freq Level Limit Line Margin Read Level Ant Factor Cable Loss Preamp Factor APos TPos Remark MHz dBuV/m dBuV/m dB dBuV dB/m dB dB cm deg 1 5139.15 48.70 54.00 -5.30 36.57 36.12 8.52 32.51 325 250 AVERAGE	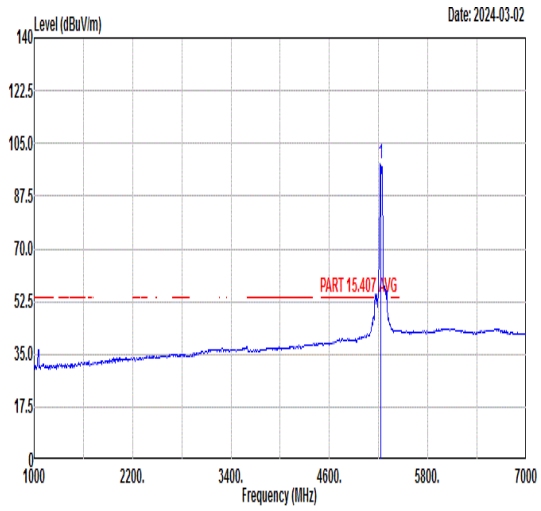 Freq Level Limit Line Margin Read Level Ant Factor Cable Loss Preamp Factor APos TPos Remark MHz dBuV/m dBuV/m dB dBuV dB/m dB dB cm deg 1 5230.00 98.14 ------ ------ 85.78 36.07 8.68 32.39 325 250 AVERAGE

Mode	20	
	Band Edge - R	
	U-NII-1_5.15-5.25_802.11n HT40_CH46_5230MHz	
ANT	5+7	
Pol.	Vertical	Fundamental
Peak	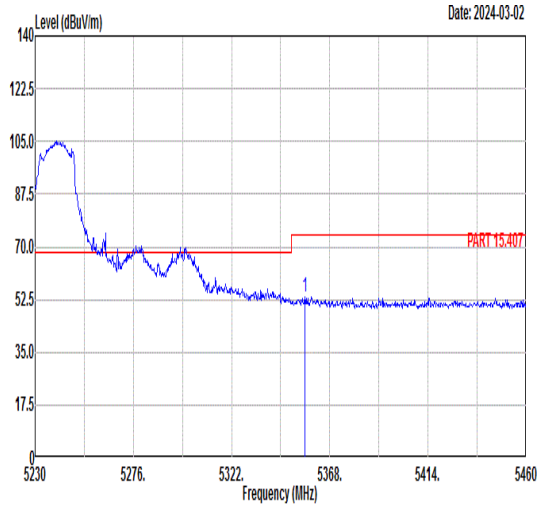 Limit Read Ant Cable Preamp APos TPos Freq Level Line Margin Level Factor Loss Factor Remark MHz dBuV/m dBuV/m dB dBuV dB/m dB dB cm deg 1 5356.27 53.24 74.00 -20.76 40.05 35.99 9.40 32.20 325 250 PEAK	Blank
Avg	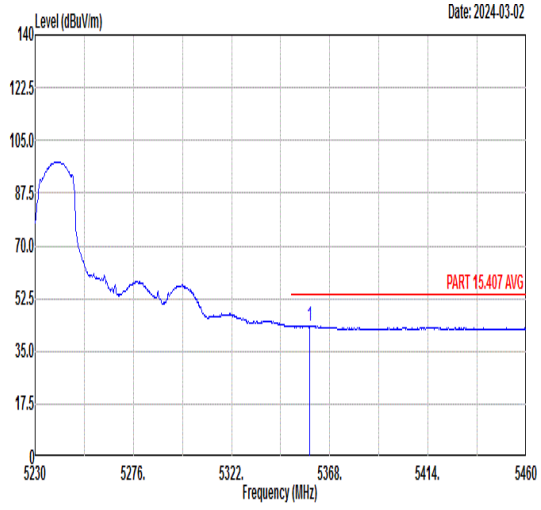 Limit Read Ant Cable Preamp APos TPos Freq Level Line Margin Level Factor Loss Factor Remark MHz dBuV/m dBuV/m dB dBuV dB/m dB dB cm deg 1 5358.57 43.48 54.00 -10.52 30.29 35.98 9.41 32.20 325 250 AVERAGE	Blank

Mode	21	
	Band Edge - L	
	U-NII-2A_5.25-5.35_802.11n HT40_CH54_5270MHz	
ANT	5+7	
Pol.	Horizontal	Fundamental
Peak	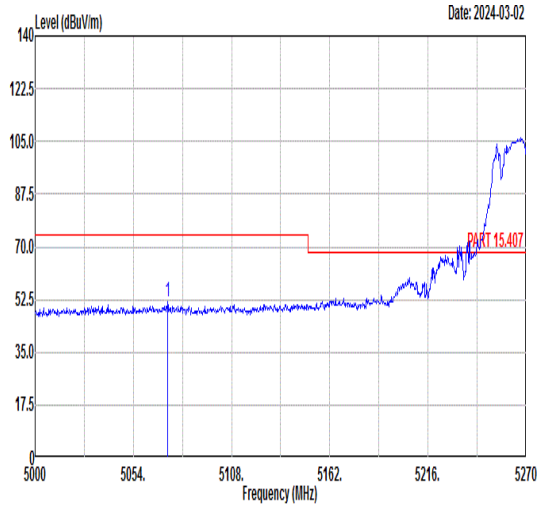 Freq Level Limit Line Margin Read Level Ant Factor Cable Loss Preamp Factor APos TPos Remark MHz dBuV/m dBuV/m dB dBuV dB/m dB dB cm deg 1 5072.90 51.64 74.00 -22.36 39.69 36.16 8.39 32.60 100 62 PEAK	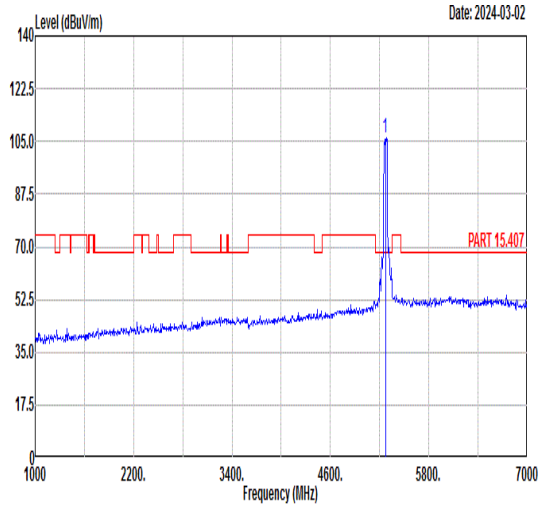 Freq Level Limit Line Margin Read Level Ant Factor Cable Loss Preamp Factor APos TPos Remark MHz dBuV/m dBuV/m dB dBuV dB/m dB dB cm deg 1 5270.00 106.40 ------ ------ 93.65 36.03 9.02 32.30 100 62 PEAK
Avg	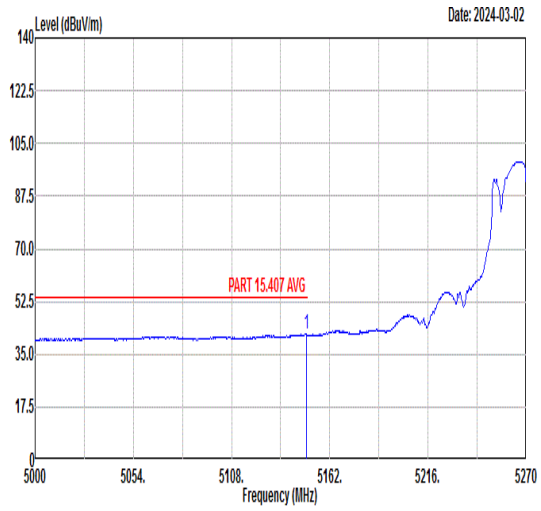 Freq Level Limit Line Margin Read Level Ant Factor Cable Loss Preamp Factor APos TPos Remark MHz dBuV/m dBuV/m dB dBuV dB/m dB dB cm deg 1 5149.31 41.79 54.00 -12.21 29.64 36.11 8.53 32.49 100 62 AVERAGE	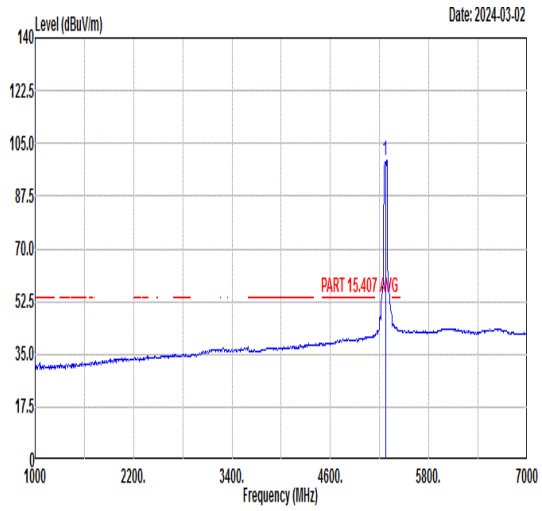 Freq Level Limit Line Margin Read Level Ant Factor Cable Loss Preamp Factor APos TPos Remark MHz dBuV/m dBuV/m dB dBuV dB/m dB dB cm deg 1 5270.00 99.26 ------ ------ 86.51 36.03 9.02 32.30 100 62 AVERAGE

Mode	21	
	Band Edge - R	
	U-NII-2A_5.25-5.35_802.11n HT40_CH54_5270MHz	
ANT	5+7	
Pol.	Horizontal	Fundamental
Peak	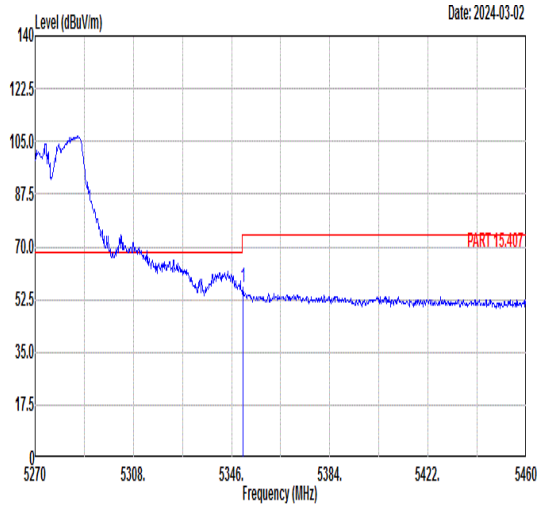 Freq Level Limit Line Margin Read Level Ant Factor Cable Loss Preamp Factor APos TPos Remark MHz dBuV/m dBuV/m dB dBuV dB/m dB dB cm deg 1 5350.56 56.74 74.00 -17.26 43.59 35.99 9.37 32.21 100 62 PEAK	Blank
Avg	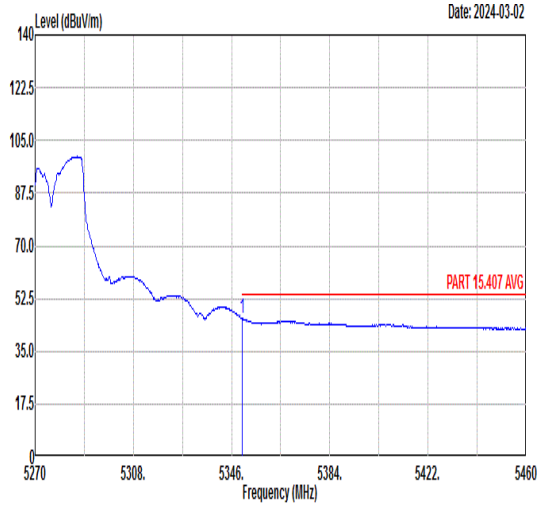 Freq Level Limit Line Margin Read Level Ant Factor Cable Loss Preamp Factor APos TPos Remark MHz dBuV/m dBuV/m dB dBuV dB/m dB dB cm deg 1 5350.18 46.13 54.00 -7.87 32.98 35.99 9.37 32.21 100 62 AVERAGE	Blank

Mode	21	
	Band Edge - L	
	U-NII-2A_5.25-5.35_802.11n HT40_CH54_5270MHz	
ANT	5+7	
Pol.	Vertical	Fundamental
Peak	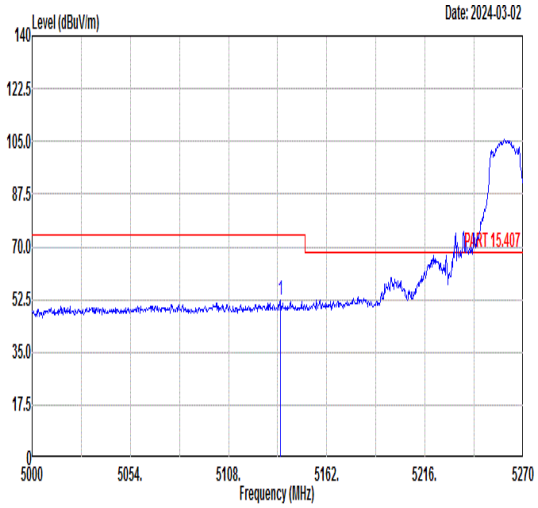 Freq Level Limit Line Margin Read Level Ant Factor Cable Loss Preamp Factor APos TPos Remark MHz dBuV/m dBuV/m dB dBuV dB/m dB dB cm deg 1 5136.35 52.09 74.00 -21.91 39.97 36.12 8.51 32.51 298 247 PEAK	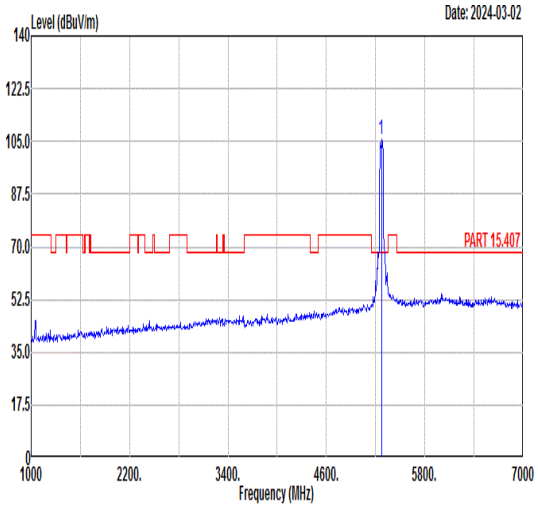 Freq Level Limit Line Margin Read Level Ant Factor Cable Loss Preamp Factor APos TPos Remark MHz dBuV/m dBuV/m dB dBuV dB/m dB dB cm deg 1 5270.00 105.50 ------ ------ 92.79 36.03 8.99 32.31 298 247 PEAK
Avg	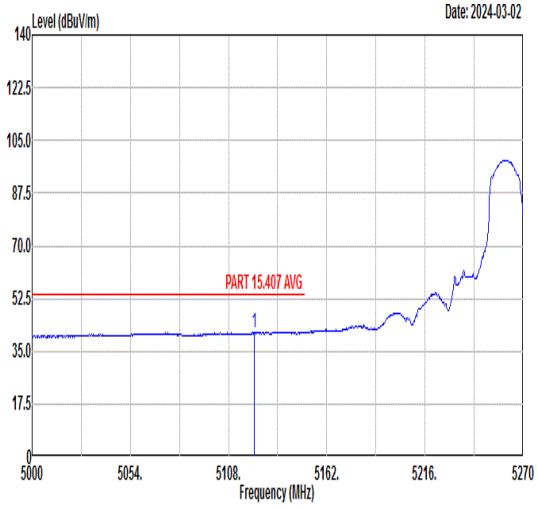 Freq Level Limit Line Margin Read Level Ant Factor Cable Loss Preamp Factor APos TPos Remark MHz dBuV/m dBuV/m dB dBuV dB/m dB dB cm deg 1 5122.31 41.35 54.00 -12.65 29.27 36.13 8.48 32.53 298 247 AVERAGE	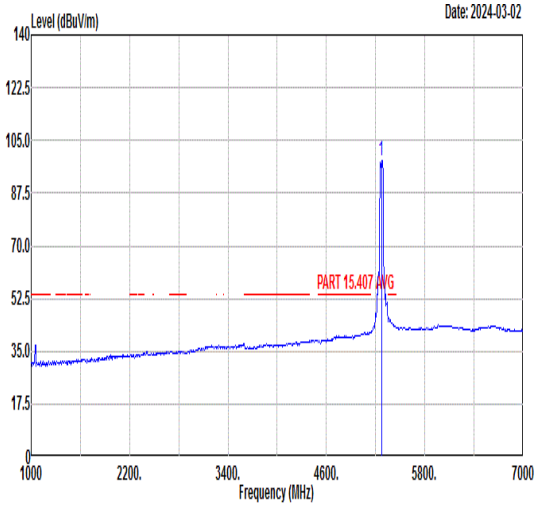 Freq Level Limit Line Margin Read Level Ant Factor Cable Loss Preamp Factor APos TPos Remark MHz dBuV/m dBuV/m dB dBuV dB/m dB dB cm deg 1 5270.00 98.29 ------ ------ 85.58 36.03 8.99 32.31 298 247 AVERAGE

Mode	21	
	Band Edge - R	
	U-NII-2A_5.25-5.35_802.11n HT40_CH54_5270MHz	
ANT	5+7	
Pol.	Vertical	Fundamental
Peak	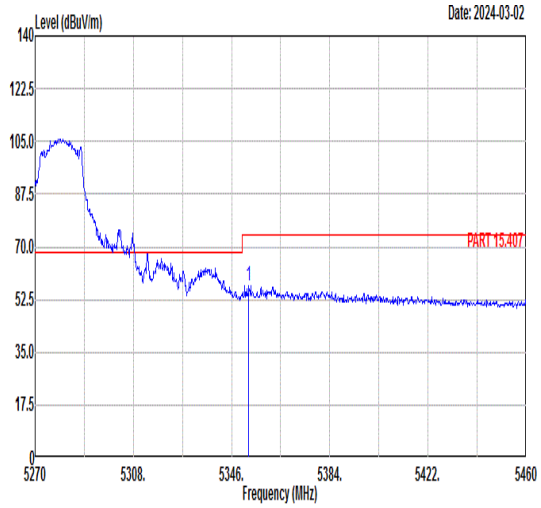 Freq Level Limit Line Margin Read Level Ant Factor Cable Loss Preamp Factor APos TPos Remark MHz dBuV/m dBuV/m dB dBuV dB/m dB dB cm deg 1 5352.65 57.24 74.00 -16.76 44.08 35.99 9.38 32.21 298 247 PEAK	Blank
Avg	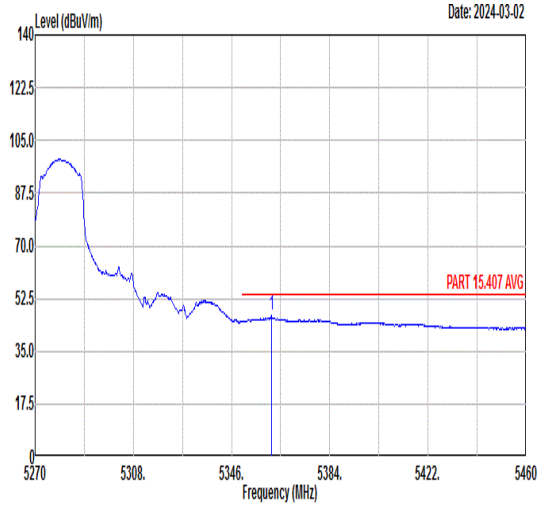 Freq Level Limit Line Margin Read Level Ant Factor Cable Loss Preamp Factor APos TPos Remark MHz dBuV/m dBuV/m dB dBuV dB/m dB dB cm deg 1 5361.39 46.86 54.00 -7.14 33.65 35.98 9.42 32.19 298 247 AVERAGE	Blank

Mode	22	
	Band Edge - L	
	U-NII-2A_5.25-5.35_802.11n HT40_CH62_5310MHz	
ANT	5+7	
Pol.	Horizontal	Fundamental
Peak	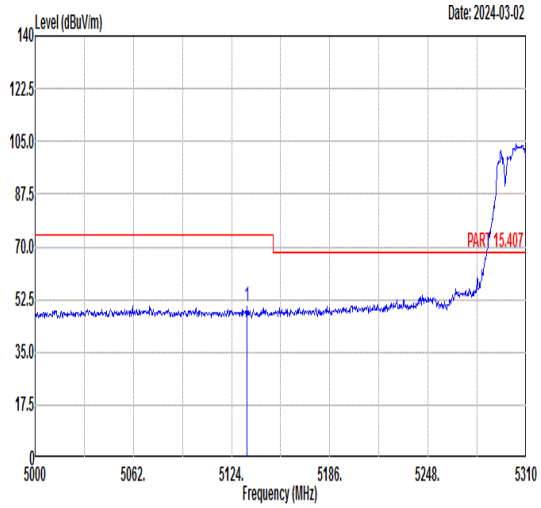 Freq Level Limit Line Margin Read Level Ant Factor Cable Loss Preamp Factor APos TPos Remark MHz dBuV/m dBuV/m dB dBuV dB/m dB dB cm deg 1 5133.92 50.20 74.00 -23.80 38.08 36.12 8.51 32.51 100 61 PEAK	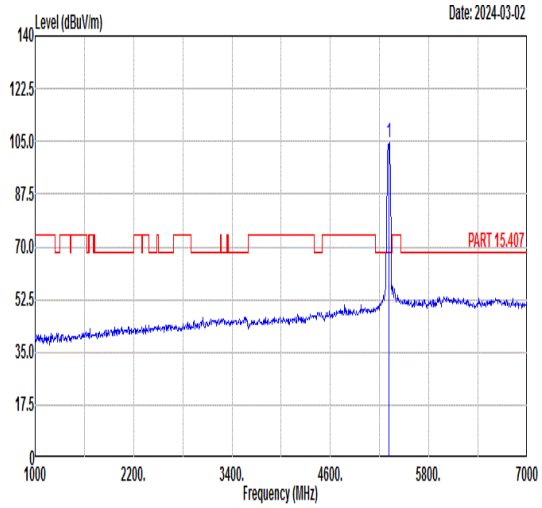 Freq Level Limit Line Margin Read Level Ant Factor Cable Loss Preamp Factor APos TPos Remark MHz dBuV/m dBuV/m dB dBuV dB/m dB dB cm deg 1 5310.00 104.43 ------ ------ 91.43 36.00 9.24 32.24 100 61 PEAK
Avg	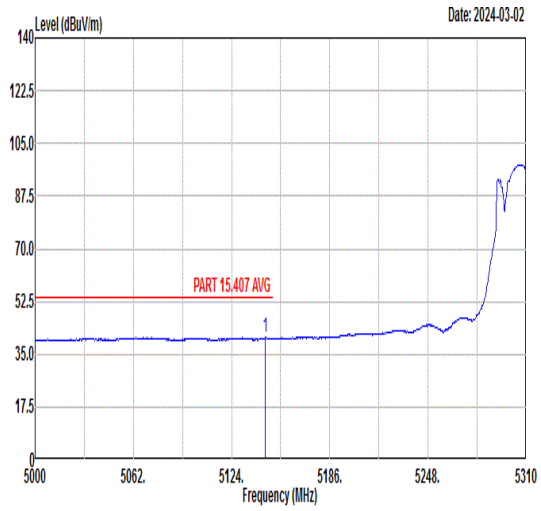 Freq Level Limit Line Margin Read Level Ant Factor Cable Loss Preamp Factor APos TPos Remark MHz dBuV/m dBuV/m dB dBuV dB/m dB dB cm deg 1 5145.39 40.72 54.00 -13.28 28.58 36.11 8.53 32.50 100 61 AVERAGE	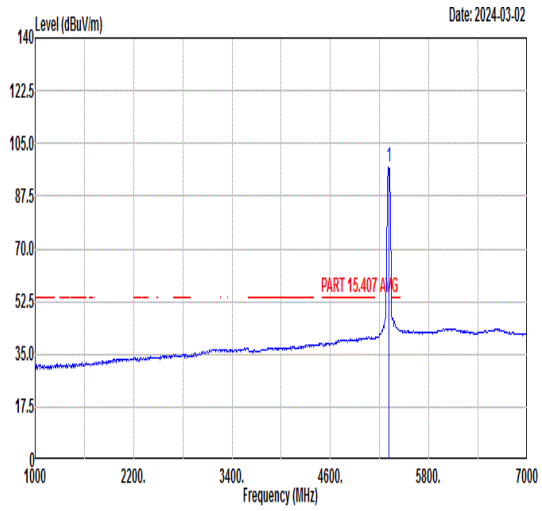 Freq Level Limit Line Margin Read Level Ant Factor Cable Loss Preamp Factor APos TPos Remark MHz dBuV/m dBuV/m dB dBuV dB/m dB dB cm deg 1 5310.00 97.46 ------ ------ 84.56 36.02 9.15 32.27 100 61 AVERAGE

Mode	22	
	Band Edge - R	
	U-NII-2A_5.25-5.35_802.11n HT40_CH62_5310MHz	
ANT	5+7	
Pol.	Horizontal	Fundamental
Peak	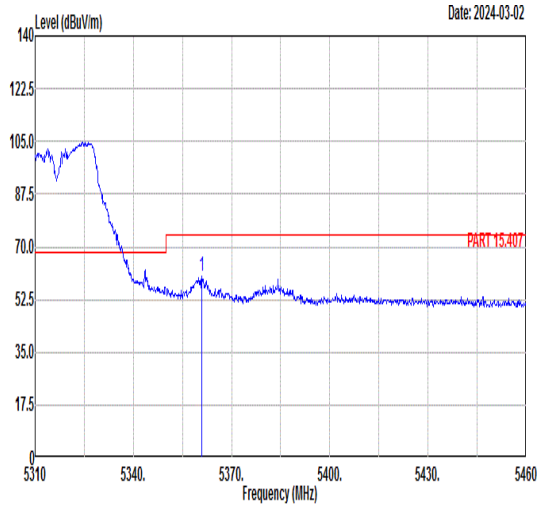 Freq Level Limit Line Margin Read Level Ant Factor Cable Loss Preamp Factor APos TPos Remark MHz dBuV/m dBuV/m dB dBuV dB/m dB dB cm deg 1 5360.85 60.11 74.00 -13.89 46.90 35.98 9.42 32.19 100 61 PEAK	Blank
Avg	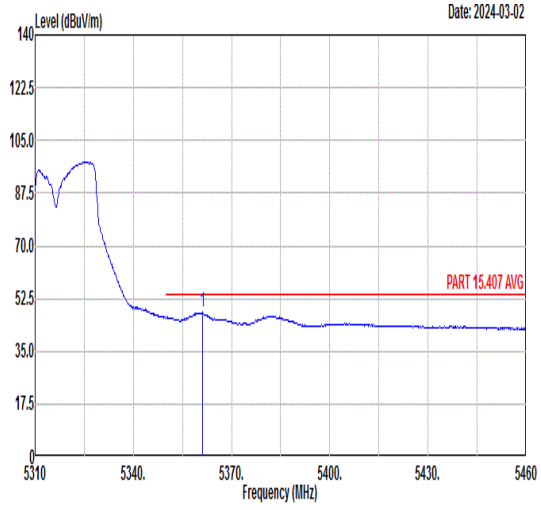 Freq Level Limit Line Margin Read Level Ant Factor Cable Loss Preamp Factor APos TPos Remark MHz dBuV/m dBuV/m dB dBuV dB/m dB dB cm deg 1 5361.15 47.90 54.00 -6.10 34.69 35.98 9.42 32.19 100 61 AVERAGE	Blank

Mode	22	
	Band Edge - L	
	U-NII-2A_5.25-5.35_802.11n HT40_CH62_5310MHz	
ANT	5+7	
Pol.	Vertical	Fundamental
Peak	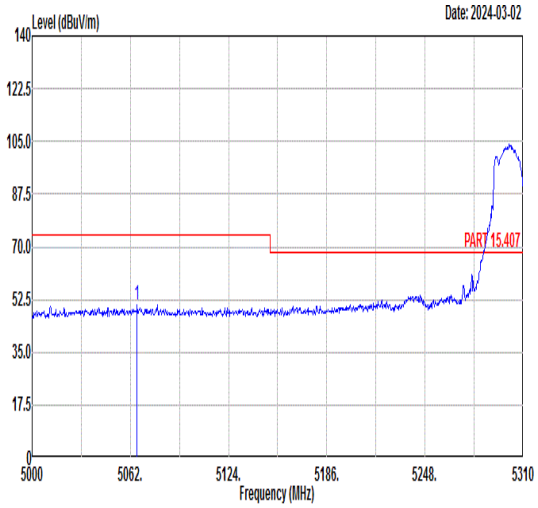 Freq Level Limit Line Margin Read Level Ant Factor Cable Loss Preamp Factor APos TPos Remark MHz dBuV/m dBuV/m dB dBuV dB/m dB dB cm deg 1 5066.34 50.54 74.00 -23.46 38.61 36.16 8.38 32.61 300 254 PEAK	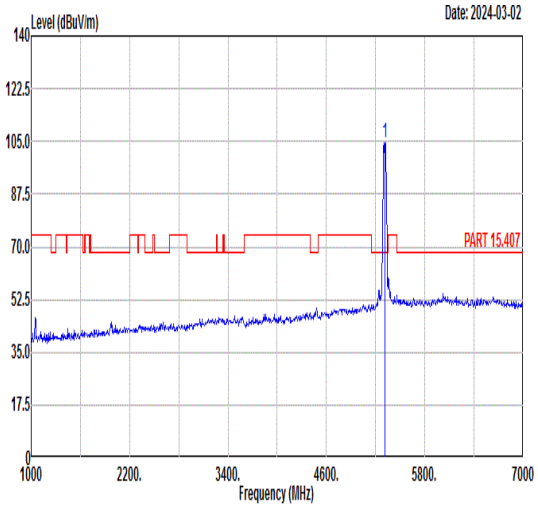 Freq Level Limit Line Margin Read Level Ant Factor Cable Loss Preamp Factor APos TPos Remark MHz dBuV/m dBuV/m dB dBuV dB/m dB dB cm deg 1 5310.00 104.57 ------ ------ 91.60 36.01 9.21 32.25 300 254 PEAK
Avg	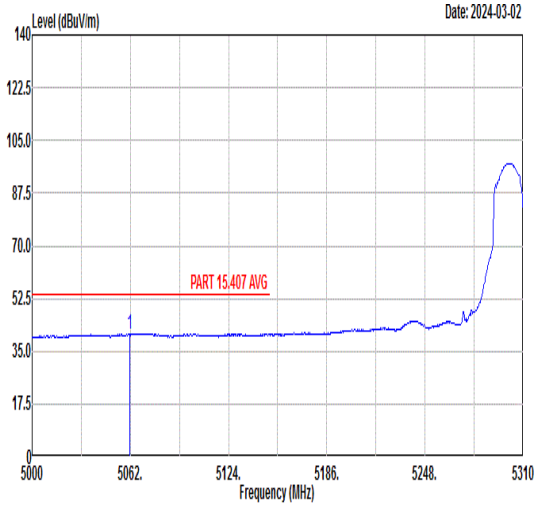 Freq Level Limit Line Margin Read Level Ant Factor Cable Loss Preamp Factor APos TPos Remark MHz dBuV/m dBuV/m dB dBuV dB/m dB dB cm deg 1 5061.69 40.76 54.00 -13.24 28.84 36.16 8.37 32.61 300 254 AVERAGE	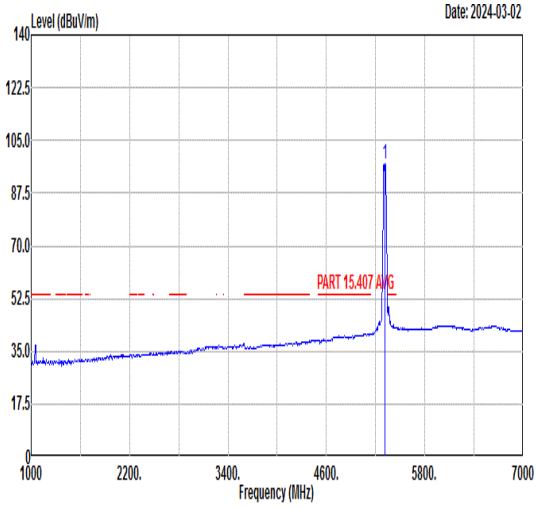 Freq Level Limit Line Margin Read Level Ant Factor Cable Loss Preamp Factor APos TPos Remark MHz dBuV/m dBuV/m dB dBuV dB/m dB dB cm deg 1 5310.00 97.47 ------ ------ 84.50 36.01 9.21 32.25 300 254 AVERAGE

Mode	22	
	Band Edge - R	
	U-NII-2A_5.25-5.35_802.11n HT40_CH62_5310MHz	
ANT	5+7	
Pol.	Vertical	Fundamental
Peak	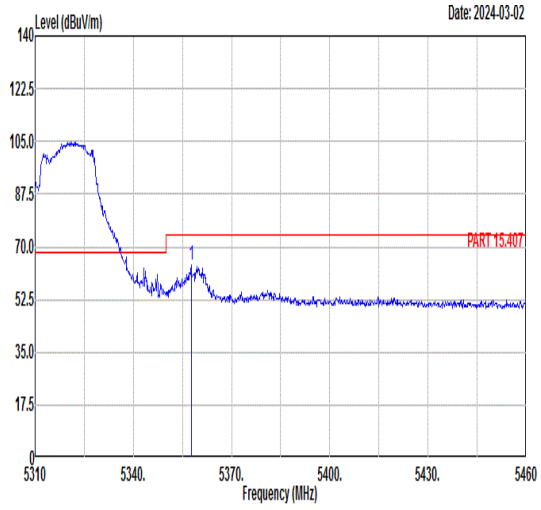 Freq Level Limit Line Margin Read Level Ant Factor Cable Loss Preamp Factor APos TPos Remark MHz dBuV/m dBuV/m dB dBuV dB/m dB dB cm deg 1 5357.70 64.10 74.00 -9.90 50.91 35.99 9.40 32.20 300 254 PEAK	Blank
Avg	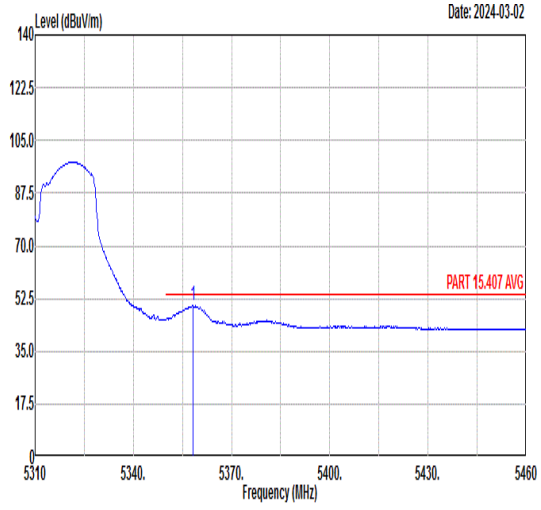 Freq Level Limit Line Margin Read Level Ant Factor Cable Loss Preamp Factor APos TPos Remark MHz dBuV/m dBuV/m dB dBuV dB/m dB dB cm deg 1 5358.15 49.95 54.00 -4.05 36.75 35.99 9.41 32.20 300 254 AVERAGE	Blank