








10. SETUP PHOTOS

RADIATED MEASUREMENT SETUP AND XYZ	
	
ABOVE 1GHz FRONT PHOTO	ABOVE 1GHz BACK PHOTO
	
X-AXIS FRONT PHOTO	Y-AXIS FRONT PHOTO
	
Z-AXIS FRONT PHOTO	

**ANTENNA PORT CONDUCTED RF MEASUREMENT SETUP AND
FREQUENCY STABILITY**



ANTENNA PORT CONDUCTED PHOTO



FREQUENCY STABILITY

END OF REPORT