WELCOME GUIDE

*** For safety issue, the product remains low capacity during shipping.**
Please read this Guide carefully before using the product

PACKAGE CONTENTS

True Wireless Earbud x 2 | Charging Case x 1 | Type-C Charging Cable x 1 | Pair of Eartips x 2 | Welcome Guide x 1

BASIC PRODUCT SPECIFICATIONS

Earbuds

Range	10m
Music play time	Up to 8.5 hrs on a single charge; case provides additional 27 hrs (ANC OFF) Up to 7 hrs on a single charge; case provides additional 22 hrs (ANC ON)
Battery capacity	60mAh(each earbud)
Charging time	Approx. 2 hrs

* oraimo Lab test results

Charging Case

Battery capacity	550mAh
Charging time	Approx. 2 hrs

* If the charging case is fully charged, it can recharge the earbuds about 3 times.

USING YOUR EARBUDS

Charging

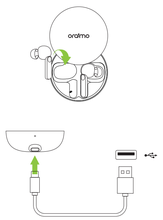

USING YOUR EARBUDS

Controls

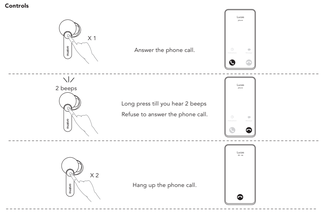

USING YOUR EARBUDS

Controls

ANC Mode.
Long press till you hear 2 beeps

Transparency Mode.
Long press till you hear 2 beeps

ANC Off.
Long press till you hear 2 beeps

FAQ

Question 2
Only one earbuds works/sound from only one side.

Reason
The left and right earbud are not connected with each other.

Solution
Place both earbuds in the charging case (the case light will flash green to indicate successful operation) and close the case, open the case after 5 seconds and take out your earbuds.

FAQ

Question 4
Bad sound quality/Low volume.

Reason
The earbud speaker or sound hole is blocked with dirt.

Solution
Use a cleaning cloth with alcohol to remove dirt from the speaker or sound hole.

PRODUCT OVERVIEW

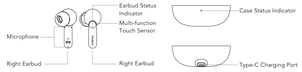

USING YOUR EARBUDS

Pairing
Please fully charge the product and remove the protective film before initial use.

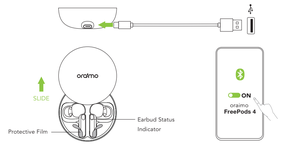

SLIDE (5") → PAIRING (Fast red & green alternatively) → CONNECTED

USING YOUR EARBUDS

Controls

USING YOUR EARBUDS

Controls

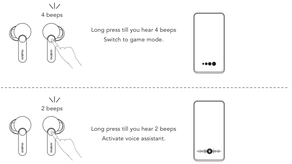

FAQ

Question 1
Earbuds won't power on/work.

Reason
Charging case or earbuds has no battery.

Solution
Place your earbuds in the charging case and charge for more than 30 minutes.

FAQ

Question 3
Earbuds can not be charged.

Reason
The earbuds may be smudged and fail to make contact for charging.

Solution
Use a cleaning cloth with alcohol to remove dirt from the pogo pin of earbuds and charging case.

FAQ

Question 5
Bad call quality.

Reason
1 The microphone is blocked with dirt.
2 The microphone is blocked after the earbud comes into contact with water or sweat.
3 The other earbud is not in the case when the other earbud is worn to have a call.

Solution
1 Use a cleaning cloth to remove dirt from the microphone.
2 Use a hair dryer to blow into the microphone hole for 10 seconds.
3 For single-ear use, place the other earbuds in the charging case.

FAQ

Question 6
Phone fails to connect to the earbuds.

Reason
1 Earbuds are already connected to another device;
2 Earbuds have no battery.

Solution
1 Disconnect and "Forget" your earbuds on the other connected device and place the earbuds in the charging case with lid closed. Then open the case to check the indicator. If the earbud is flashing red and green alternately, you can continue to connect your phone with the earbuds again; 2 See solution to Question 1.

FAQ

Question 8
Poor performance with ANC noise cancellation.

Reason
Earbuds are worn incorrectly.

Solution
1 Select appropriate eartips in accordance with your ear canal;
2 Follow the correct instructions in wearing your earbuds, rotate your earbuds forward and backward to fit. (Product performance may vary with the user's ear size, selected ear plugs, ear canal structure, wearing posture, chewing, movement during usage and other conditions.)

CONSIDERATE HINTS

1. Do not turn up the volume to a fair high level constantly as this could shorten the service life of this product or impair your hearing.
2. When encounter any fault during operation, please cut off the power supply and disconnect the Type-C cable to prevent further damage to the product or other components.
3. The wireless transmission range or connectivity could be affected by low battery power. In that case, please recharge immediately.

ES TENGA EN CUENTA LO SIGUIENTE

1. No suba el volumen hasta un nivel elevado constantemente ya que esto puede acortar la vida útil del producto y afectar a su audición.
2. No suba el volumen hasta un nivel elevado constantemente ya que esto puede acortar la vida útil del producto y afectar a su audición.
3. Cuando encuentre cualquier defecto durante su funcionamiento, corte la alimentación y desconecte el cable Type-C para evitar más daños al producto u otros componentes. El alcance de la transmisión inalámbrica o conectividad puede verse afectado por una potencia baja de la batería. En ese caso, recárguela inmediatamente.

PT DICAS CONSIDERÁVEIS

1. Não aumente o volume a um nível constantemente alto demais, logo que pode reduzir a vida útil deste produto ou prejudicar sua audição.
2. Não aumente o volume a um nível constantemente alto demais, logo que pode reduzir a vida útil deste produto ou prejudicar sa audição.
3. Ao encontrar qualquer falha durante a operação, desligue a fonte de alimentação e desconecte o cabo Type-C a fim de evitar maiores danos ao produto ou demais componentes. O alcance ou conectividade da transmissão sem fios pode ser afetada por baixa energia da bateria. Neste caso, recarregue imediatamente.

ID PETUNJUK YANG PERLU DIPERHATIKAN

1. Jangan menaikkan volume setinggi tingkat yang cukup tinggi terus-menerus karena hal ini bisa mempersendek masa pemakaian produk atau menggangguj pendengaran anda.
2. Jangan menaikkan volume sampai tingkat yang cukup tinggi terus-menerus karena hal ini bisa mempersendek masa pemakaian produk atau menggangguj pendengaran anda.
5. Saat menemukan adanya gangguan selama pemakaian, mohon matikan sumber listrik dan cabut kabel type-C untuk mencegah kerusakan lebih lanjut pada produk atau komponen lainnya.Rentang atau sambungan nirkabel bisa dipengaruhi oleh daya baterai yang rendah. Pada kesatuan ini, mohon segera ie calong daya.

AR تلك الاعتبارات

1. لا ترفع مستوى الصوت إلى مستوى عال جدًا باستمرار حتى لا يقلل من عمر خدمة هذا المنتج أو تتدنى جودة سماعتك.
2. إذا تم مواجهة أي عطل أثناء التشغيل، يرجى قطع مصدر التيار الكهربائي وفصل كابل من نوع C منعًا لحدوث تلف من الكابل أكثر أو أي مكونات أخرى.
3. قد يتأثر نطاق الإرسال اللاسلكي أو الاتصال بطاقة البطارية المنخفضة. في هذه الحالة، يرجى إعادة الشحن على الفور.

WARRANTY CERTIFICATE

Name :	
Address :	
Tel. No. :	
Date of purchase : (dd/mm/yy)	
Store name :	
Warranty period :	

WARRANTY TERMS & CONDITIONS

- All quality-related defects on items sold directly by oraimo or oraimo's authorized resellers are covered by an extensive warranty, starting from the date of purchase.
- oraimo's limited warranty is restricted to the country of purchase. The limited warranty is void on items taken outside the country they were originally bought in or shipped to directly from an authorized online purchase.
- This warranty covers only original oraimo products. It is not applicable to normal wear and tear, or any defects arising from damage caused by misuse of this product.
- Warranty is for the primary product only nor transferable. Any free additional product(s) are not covered in this warranty.
- If the product fails regardless of usage in compliance with the instruction manual and other written precaution, replacement will be provided free of charge.
- To claim the warranty, contact the services team from the platform or store where you bought from.

PT CERTIFICADO DE GARANTIA

Nome:	
Endereço:	
Tel.:	
Data da compra: (dd/mm/aa)	
Nome da loja:	
Período da garantia:	

ES TERMOS E CONDIÇÕES DA GARANTIA

- Todos os defeitos relacionados à qualidade dos itens vendidos diretamente pela Oraimo ou revendedores autorizados da Oraimo são cobertos por uma extensa garantia, iniciada na data da compra.
- A garantia limitada da Oraimo restringe-se ao país da compra. A garantia limitada é inválida para itens levados para fora do país no qual foram originalmente adquiridos ou enviados diretamente por uma compra online autorizada.
- Esta garantia cobre somente produtos originais Oraimo. Ela não se aplica a desgaste normal ou quaisquer defeitos decorrentes de danos causados por uso indevido deste produto.
- A garantia é válida somente para o produto principal e é intransferível. Qualquer produto adicional não está coberto por esta garantia.
- Se o produto apresentar falhas independente do uso de acordo com o manual de instruções e outros cuidados por escrito, a troca será providenciada sem custos.
- Para receber a troca, leve o certificado de garantia e o produto até a loja na qual realizou a compra.

AR شهادة الضمان

الاسم:	
العنوان:	
رقم الهاتف:	
تاريخ الشراء: (يوم/شهر/عام)	
اسم المتجر:	
فترة الضمان :	

AR شروط وأحكام الضمان

- يشمل الضمان لمنتجات عالية الجودة المباعة بالمعاني التي يتم بيعها مباشرة من قبل شركة oraimo أو من قبل وكلائها المعتمدين، بداية من تاريخ الشراء.
- يتم قصر ضمان شركة oraimo المحدودة بالدولة التي تم الحصول منها فيها. يعتبر الضمان المحدود باطلاً على العناصر التي تم أخذها خارج البلد الذي تم شراؤها منها في الأصل أو التي تم إحضارها مباشرة من خلال عملية شراء محددة عبر الإنترنت
- يشمل هذا الضمان منتجات أورايمو الأصلية فقط ولا يشمل على التآكل العادي أو أي عيوب تنشأ من الخلل الناتج عن سوء استخدام هذا المنتج
- الضمان الأساسي فقط ولا يمكن نقل الضمان أو منحه لمنتجات إضافية مجانية.
- إذا حالة وجود عيب في المنتج على الرغم من الاستخدام وفقًا لدليل التعليمات والاحتياطات الكتابية الأخرى، فسيتم توفير الاستبدال مجانًا.
- للحصول على الضمان، اتصل بفرقة الضمان والخدمة في المنصة أو المتجر الذي اشتريت منه المنتج

FAQ

Question 7
Poor touch control response.

Reason
1 Touching an incorrect position for control;
2 Waited too long between touch control actions;
3 Your hands or the earbuds may be smudged by water or sweat.

Solution
1 Follow the user manual to touch the correct position;
2 Keep the time between touch actions under 0.6 seconds;
3 Wipe off any water and sweat before touch operations.

ATTENTION

Please use the earbuds correctly according to the instructions.

- Use original or certified cables
- Do not expose to liquids
- Do not disassemble
- Avoid dropping
- Avoid extreme temperatures
- Do not use the product outdoors during a thunderstorm
- Do not use any corrosive cleaner/oil to clean

ES ATENCIÓN

Lleve los auriculares correctamente conforme a las instrucciones.
No tire ni doble los auriculares con violencia.
* Use cables originales o certificados
* No lo exponga a líquidos
* No lo desmonte
* Evite el golpeo
* Evite temperaturas extremas
* No use el producto en el exterior durante una tormenta.
* No use ningún limpiador corrosivo / aceite para limpiarlo

PT ATENÇÃO

Por favor, use os fones de ouvido corretamente de acordo com as instruções.
Não puxe ou torça os fones de ouvido violentamente.
Use cabos originais ou certificados
* Não exponha a líquidos
* Não desmonte
* Evite quedas
* Evite temperaturas extremas
* Não use o produto em ambientes externos durante uma tempestade
* Não use limpadores corrosivos/óleo para limpeza

ID PERHATIAN

Mohon pakai earbud dengan benar sesuai petunjuk.
Jangan menarik atau memutar earbud dengan kasar.
* Gunakan kabel asli atau yang bersertifikasi
* Jangan memapparkan produk pada cairan
* Jangan membongkar produk
* Hindari jatuh
* Hindari suhu ekstrem
* Jangan gunakan produk di luar ruangan selama hujan badai
* Jangan gunakan pembersih atau minyak korosif untuk membersihkan alat

AR تنبيه

الرجاء إرتداء سماعات الأذن بشكل صحيح طبقًا للتعليمات. لا تسحب سماعات الأذن أو تقوم بلفها بعنف.
* استخدم الكابلات الأصلية أو المعتمدة
* لا تعرضه للسوائل
* لا تقم بتفكيكه
* تجنب السقوط
* تجنب الحرارة المرتفعة
* لا تستخدم المنتج في الهواء الطلق أثناء عواصف رعدية
* لا تستخدم أي منظف/مذيب للتنظيف

CUSTOMER SERVICE

365 DAYS WARRANTY
Email: service@caricare.com

ES SERVICIO DE ATENCIÓN AL CLIENTE
GARANTÍA DE 365 DÍAS
Correo: service@caricare.com

PT ATENDIMENTO AO CLIENTE
GARANTIA DE 365 DIAS
E-mail: service@caricare.com

ID LAYANAN PELANGGAN
GARANSI 365 HARI
Email: service@caricare.com

AR خدمة العملاء
ضمان لمدة 365 يوما
service@caricare.com البريد الإلكتروني

ES CERTIFICADO DE GARANTÍA

Nombre:	
Dirección:	
N° de teléfono:	
Fecha de compra: (dd/mm/aa)	
Nombre del establecimiento:	
Periodo de garantía:	

ES NISTÉRMINOS Y CONDICIONES DE LA GARANTÍA

- Todos los defectos relacionados con la garantía de artículos vendidos directamente por oraimo o distribuidores autorizados de oraimo están cubiertos por una amplia garantía que se inicia desde la fecha de compra.
- La garantía limitada de oraimo queda restringida al país de compra. La garantía limitada queda anulada en aquellos elementos que se hayan sacado del país en el que se compraron originariamente o se hayan enviado desde una compra online autorizada.
- Esta garantía solo cubre los productos oraimo originales. No es aplicable al desgaste normal o a cualquier defecto que se deriven de los causados por el uso incorrecto de este producto.
- No es transferible la garantía del producto original. Cualquier producto adicional gratuito no está cubierto por esta garantía.
- Si el producto falla, independientemente del uso, cumpliendo con el manual de instrucciones y otras precauciones por escrito, se ofrecerá una sustitución gratuita.
- Para recibir la sustitución, lleve el certificado de garantía, así como el producto al establecimiento donde haya adquirido el producto.

ID SERTIFIKAT GARANSI

Nama:	
Alamat:	
Alamat:	
Tanggal pembelian: (dd/mm/yy)	
Nama toko:	
Periode garansi :	

ID SYARAT & KETENTUAN GARANSI

- Semua kecacatan terkait kualitas atau barang yang dijual langsung oleh oraimo atau reseller sah oraimo sudah tercakup dalam garansi ekstensif, mulai dari tanggal pembelian.
- Garansi terbatas oraimo cukup untuk negara tempat pembelian. Garansi terbatas akan dibatalkan pada barang-barang yang dibawa keluar negara asal pembelian atau dikirim secara langsung dari toko online tempat pembelian resmi.
- Garansi ini hanya mencakup produk-produk asli oraimo. Garansi tidak berlaku pada pemakaian dan robekan normal, atau kecacatan apapun yang muncul dari kesalahan akibat penyalahgunaan produk ini.
- Garansi hanya untuk produk utama dan tidak bisa dipindahkan. Produk tambahan apapun yang gratis tidak disertakan dalam garansi ini.
- Bila produk gagal terlepas dari penggunaan yang telah memenuhi buku panduan instruksi dan peringatan tertulis lainnya, akan disediakan penggantian produk yang bebas biaya.
- Untuk mengklaim garansi, hubungi tim layanan dari platform atau toko tempat anda membeli barangnya.

User Manual
Tws Wireless Earbuds
Model: FreePods 4
Hendy CHANG TECHNOLOGY LIMITED
Declare that this Tws Wireless Earbuds is in compliance with the essential requirements and other relevant processors of directive 2014/53/EU

CAUTION

1. Risk of explosion if battery is replaced by an incorrect type; dispose of used batteries according to the instructions.
2. Do not open, dismantle or cut open the battery, do not expose battery to any liquid, gas or other substance, do not expose battery:
   - leaving a battery in an extremely high temperature surrounding environment that can result in an explosion or the leakage of flammable liquid or gas;
   - a battery subjected to extremely low air pressure that may result in an explosion or the leakage of flammable liquid or gas.
   - HR-C / Sanshanxian.
2. Frequency Range:
BT:BLE: 2402-2480MHz (TX/RX);
Max transmitted power: 10dBm for EU;
BT left: 4.00 dBm
BT right:1.50 dBm
BLE left:0.00 dBm
BLE right:0.01 dBm

FCC CAUTION

Any changes or modifications not expressly approved by the party responsible for compliance could void the user's authority to operate the equipment.
This device complies with part 15 of the FCC Rules. Operation is subject to the following two conditions: (1) This device may not cause harmful interference, and (2) this device must accept any interference received, including interference that may cause undesired operation.

IMPORTANT NOTE

This equipment has been tested and found to comply with the limits for a Class B digital device, pursuant to part 15 of the FCC Rules. These limits are designed to provide reasonable protection against harmful interference in a residential installation. This equipment generates, uses and can radiate radio frequency energy and, if not installed and used in accordance with the instructions, may cause harmful interference to radio communications. However, there is no guarantee that interference will not occur in a particular installation. If this equipment does cause harmful interference to radio or television reception, which can be determined by turning the equipment off and on, the user is encouraged to try to correct the interference by one or more of the following measures:
—Reorient or relocate the receiving antenna.
—Increase the separation between the equipment and receiver.
—Connect the equipment into an outlet on a circuit different from that to which the receiver is connected.
—Consult the dealer or an experienced radio/TV technician for help.
FCC Radiation Exposure Statement:
This equipment complies with FCC radiation exposure limits set forth for an uncontrolled environment.

EU DECLARATION OF CONFORMITY

In accordance with EU Directives and Regulations:
Hendy CHANG TECHNOLOGY LIMITED
Address: FLAT/ F, 16/F BLOCK B, UNIVERSAL INDUSTRIAL CENTRE 19-25 SHAN MEI STREET FOTAN NT HONGKONG
Hereby declare that the product: We declare on our sole responsibility that the,
Product(s): oraimo Tws Wireless Earbuds
Model name: OEB-E105D
Are in conformity with the essential requirements of the RE Directive 2014/53/EU
Radio: ETSI EN 300 328 V2.2.2 (2019-07)
Article 3.2
Article 3.1a: ETSI EN 301 489-1 V2.2.3 (2019-11)
Article 3.1b: ETSI EN 301 489-17 V3.2.4 (2020-09)
Safety: EN IEC 62368-1:2020+A11:2020
Article 3.1a: EN 50663:2017, EN 62479:2010

Air EU Type Examination Certificate for this Product was issued in accordance with Annex II Module B of Directive 2014/53/EU
EU Radio Equipment Directive by Bay Area Compliance Laboratories Corp. (2014/53/EU) Radio Equipment Directive Notified
Notified Body Number: 2834 TCB
Signed on behalf of: CHANG TECHNOLOGY LIMITED
(Signature of authorized person)
Name: [illegible]
Manager
Date: 2022-10-10

oraimo
smart accessories

FreePods 4 | OEB-E105D |

For more information, please visit:

www.oraimo.com @oraimo accessories