RC WAVE RAGE

6+

CONTENTS

- 1x RC Wave Rage boat
- 2x Hook rope
- 1x Tube rider
- 1x Remote control
- 1x USB C charging cable
- 2x Replacement propeller
  - 1x right propeller (marked A)
  - 1x left propeller (marked B)

BATTERY INSTALLATION

The boat requires 1 3.7V 1200 mAh rechargeable lithium battery (included) and 1 [illegible] 4 "AA" 1.5V (not included).

Use a Phillips head screwdriver to open the battery compartment located on the bottom of the vehicle. Insert the battery (included) by the connector. Replace the battery cover and screw the screws.

BATTERY CHARGING

To charge the boat, make sure it is off. Pull the water-proof rubber cover. Remove the [illegible] by [illegible] and insert the USB C cable (included) into the port. Insert the other end into a 5V wall adapter (not included). The light will blink while charging and it will turn green when completed. The battery takes approximately 2.5 hours to charge fully.

PLAY

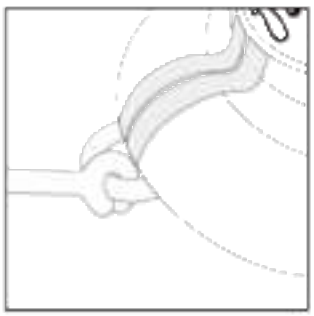

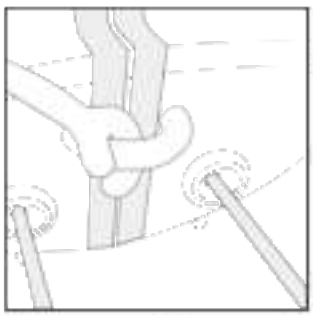

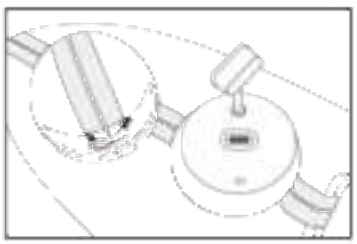

1. Turn the power knob on the remote on. The knob is facing up if the right [illegible] and the left [illegible] and [illegible] and both sides are pushed.
2. Install the [illegible] on the rear of the boat. The arrows indicate the forward and backward directions. The right propeller is the left and right turns.
3. Connect the antenna [illegible] the [illegible] for a clear [illegible] signal.
4. [illegible] the boat in the water. Use the [illegible] to control the boat. [illegible] the boat [illegible] to [illegible] the [illegible].
5. If propellers become [illegible] or obstructed, they will lock for safety purposes. Please clear the obstruction and [illegible] the [illegible] to restart the [illegible].
6. Shut [illegible] off [illegible] the [illegible] and [illegible] the boat [illegible] the range.

KEEP THIS INSTRUCTION MANUAL AS IT CONTAINS IMPORTANT INFORMATION FOR FUTURE REFERENCE.

SAFETY PRECAUTIONS

- Do not use [illegible] or [illegible] in [illegible].
- Never [illegible] your [illegible] in the water. [illegible] OFF [illegible] [illegible].
- Do not run the boat [illegible] or [illegible] as this will cause damage to [illegible] the [illegible] and boat.
- Keep fingers, hair and [illegible] away from [illegible] to avoid injuries.
- Do not [illegible] in [illegible] temperature.
- Do not [illegible] [illegible] of [illegible] and [illegible] the [illegible].
- Avoid [illegible] [illegible] when [illegible] the boat.
- Thoroughly [illegible] [illegible] before every use. If the product appears [illegible] [illegible] [illegible] and should [illegible].

BATTERY WARNING

- Do not mix old and new batteries.
- Do not mix alkaline, standard (carbon-zinc), or rechargeable batteries.
- Alkaline batteries are recommended. Use only the specified voltage.
- Insert batteries using the correct polarity. Always remove and recharge [illegible] batteries under adult supervision.
- Do not charge non-rechargeable batteries.
- Do not short-circuit the battery [illegible].
- Do not dispose of batteries in fire. Batteries may explode or leak.
- Remove batteries before storing.
- Recycle or dispose of batteries according to federal, state, and local laws.
- Keep these instructions for future reference.

Rechargeable Battery Warning: (Non-Replaceable Battery)

- There is a risk of fire and personal injury if battery is punctured, damaged, or mistreated.
- Do not dismantle, crush, incinerate, or short-circuit battery.
- Never expose battery to extreme temperatures or moisture.
- Keep away from flammable materials and direct sunlight.
- Only charge using the provided charger, cable, and/or adapters.
- Rechargeable battery is only to be charged by an adult.
- Adult should remove the battery while it is charging is required.
- Allow battery to cool to room temperature before charging.
- Charge only on non-flammable surfaces and keep away from flammable products.
- Discontinue charging if battery becomes hot, swells, smokes, or gives off a strong odor.
- Battery chargers, cables, the product, and its accessories should be regularly examined for damage to the cord, plug, enclosure, and other parts, and in the event of such damage, they must not be used until the damage has been repaired.
- Recycle or dispose of battery according to federal, state, and local laws.
- Keep these instructions for future reference.

NOTE: This equipment has been tested and found to comply with the limits for a Class B digital device, pursuant to Part 15 of the FCC Rules. These limits are designed to provide reasonable protection against harmful interference in a residential installation. This equipment generates, uses and can radiate radio frequency energy and, if not installed and used in accordance with the instructions, may cause harmful interference to radio communications.

However, there is no guarantee that interference will not occur in a particular installation. If this equipment does cause harmful interference to radio or television reception, which can be determined by turning the equipment off and on, the user is encouraged to try to correct the interference by one or more of the following measures:

- Reorient or relocate the receiving antenna.
- Increase the separation between the equipment and receiver.
- Connect the equipment into an outlet on a circuit different from that to which the receiver is connected.
- Consult the dealer or an experienced radio/TV technician for help.

Warning: Changes or modifications to this unit not expressly approved by the party responsible for compliance could void the user's authority to operate the equipment.

This device complies with Part 15 of the FCC Rules. Operation is subject to the following two conditions: (1) This device may not cause harmful interference, and (2) this device must accept any interference received, including interference that may cause undesired operation.

⚠ WARNING:
CHOKING HAZARD - Small Parts. Not For Children Under 3 Years.

BC

Model Number: [illegible]

[illegible] Please keep this manual for future reference. Keep it clean. Avoid from [illegible] water. Unplug

© 2021 MerchSource LLC, Irvine, CA 92618. All rights reserved.

FOR TECHNICAL SUPPORT, PLEASE CALL
1-800-374-2744