



LARK M2S

Quick Guide
V1.0.0





User Manual

User Manual

Thank you for purchasing the Hollyland wireless microphone. Carefully read the User Manual to get a better understanding of the product before using it. We wish you a pleasant experience with the product.



App

LarkSound

As the exclusive app developed for the Hollyland wireless microphones, LarkSound is the perfect companion for your microphone. It offers a variety of smart operations, parameter configurations, firmware upgrades, and more.

Product Usage

Transmitter + Mobile Version Receiver + Phone (USB-C)



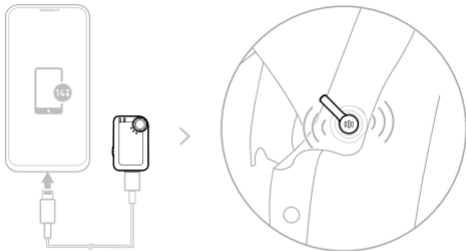
Connect the receiver to your phone



When the phone is low on battery, you can charge it via the receiver

Product Usage

Transmitter + Camera Version Receiver + Phone (Lightning)



Connect the receiver to your phone using a USB-C to Lightning cable
(the cable is sold separately)

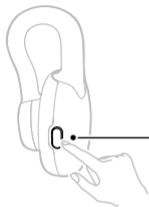
Product Usage

Transmitter + Camera Version Receiver + Camera

1. Connect the receiver to the camera's cold shoe/hot shoe using the cold shoe mount.
2. Connect the receiver to the camera using a 3.5mm TRS to TRS cable.
3. Set the camera's recording volume to the minimum level and the receiver's output volume to the medium level to ensure best recording quality.



Transmitter



Power/Noise Cancellation/Pairing Button

Single press: turn noise cancellation on or off

Long press for 3s: turn the device on or off

Long press for 6s: enter pairing mode



Indicator

Flashing blue: pairing

Solid blue: pairing successful

Solid green: noise cancellation on

Solid red: mute



Angle $\leq 45^\circ$

Note: The angle should be less than or equal to 45 degrees; a larger angle may weaken the device's clamping force.

Mobile Version Receiver (USB-C)

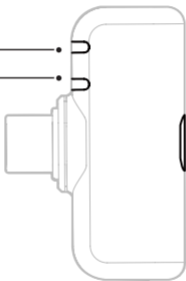
TX1 Indicator

TX2 Indicator

Flashing blue: pairing

Solid blue: pairing
successful

Solid green: noise
cancellation on



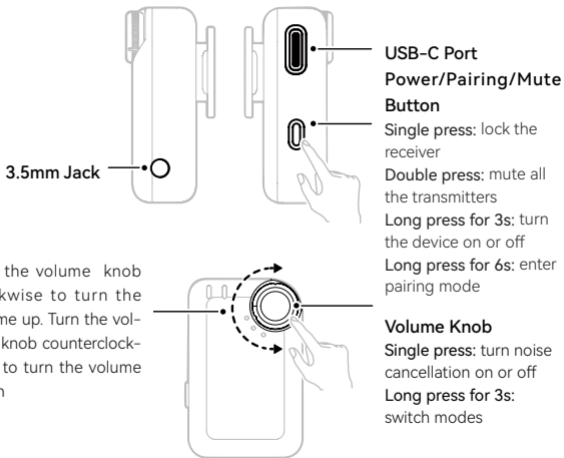
**Noise Cancellation/
Pairing Button**

Single press: turn noise
cancellation on or off

Long press for 6s:
enter pairing mode

USB-C Port

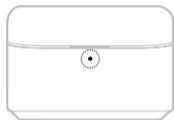
Receiver (Combo)



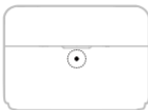
Charging Case

Charging Case

Put the transmitters back to the charging case for storage and charging promptly after use.



Combo



Mobile

Indicator

Solid red: battery level between 3% and 6%.

Solid white: battery level between 6% and 98%.

Solid green: battery level above 98%.

Charging Cable



App Information

Lark Sound

The Lark Sound app is available for download on Xiaomi, Huawei, and Apple App Stores. You can also scan the QR code below to download the app.



Lark Sound

The Lark Sound app is a perfect match for Hollyland wireless microphones. With the app, you'll have access to a range of smart features, such as parameter configurations and firmware updates, that work together seamlessly to enhance your microphone performance.



Requires iOS 12.0 or higher



Requires Android 8.0 or higher



HOLLYVIEW

Powered by Hollyland

Shenzhen Hollyland Technology Co., Ltd.

8F,5D Building, Skyworth Innovation Valley,
Tangtou Road, Shiyan Street, Baoan District, Shenzhen, 518108, China
Made in China

P/N : xxxxxxxxx