

ZKC 3503 Mobile intelligent data terminal User Manual



Power

Short press: light up the screen, lock screen

Long press:

1. On off state, long press 3-5s to boot.
2. On boot state, long press 3-5s to shutdown or restart.
3. Under crash state, long press 11s to automatic restart.

Scan

When the application is open, press Scan to enter the scan state

Volume

Adjust the volume

Return

Back to the previous screen

Home

Rapid return to the main screen

Menu


View the applications running in the background, choose to close the application

Custom

Customizable shortcut functions



SIM card / PSAM card



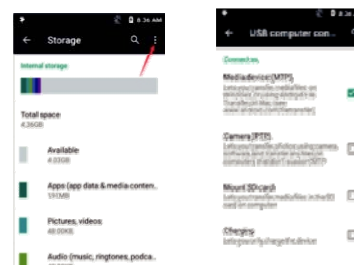
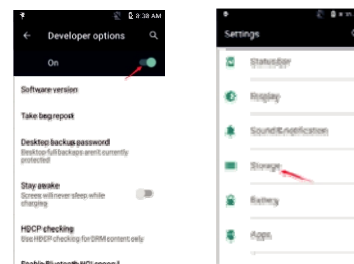
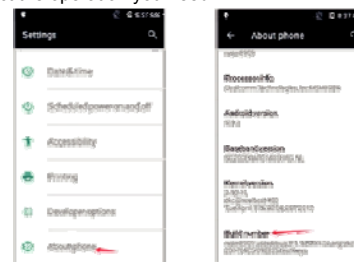
Functions Description

1. USB Computer Connection

To connect with computer via USB cable for first time, please set the device as below:

Step:

- 1) Setting→About phone→Click "Build number" 5 times until it prompts "No need, you are already a developer"→Back to setting→Open "developer options".
- 2) Connect the device with computer via USB cable
- 3) Setting→Storage→Click "USB computer connection"→select the operation you need.



2. Scanner Test

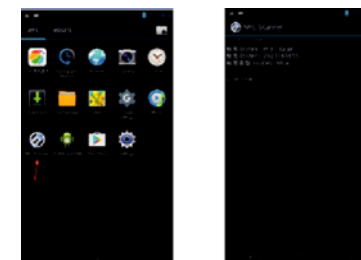
- 1) Test Step: AIDL TestDemo→Scanner→Press the "scan" key to scan barcode, shown as below:

Tips: It's possible to scan barcode in any input box.



3. NFC Test

- 1) The NFC card area is at the back of scanner window
- 2) Test Step: NFC Scanner App→Put NFC card closing to the device, shown as below:



FAQ:

1. The device can not power on

- The screen lights until hold on the power key for 3-5s. Please do not release the power key before the screen lights.
- Check whether the battery is charged, please charge the battery.
- Battery is installed incorrectly, please re-install the battery correctly.

2. The device can not connect PC

- If the device is plugged into the computer's USB port, without any prompting, please change USB interface for a re-test, and if still no response, replace computer and then test.
- Port configuration is incorrect, the device "USB Debug Port" is not selected, please re-plug and select "USB Debug Port" mode.

3. Black screen after boot

- The device will sleep automatically when not used for a period of time and press the power key to wake up. User can set the sleep time.
- The battery is out of electricity, please charge the battery.

4. System memory full tips

- The device store too many files, please delete some files.
- The system install too many Apps, please delete some Apps.

5. The device can not scan barcode

- Barcode scanner App is not installed and please install the App.
- Unreadable barcode. Please make sure the barcode good and the width of barcode valid.

- 6. The device can not find bluetooth device**
- Other bluetooth device is far from the device, please move the device close within 10m.
 - The bluetooth of other device is not opened and bluetooth is in discoverable mode.

Product technical index:

Project	Technical specifications
OS	Android 5. 1
CPU	1.5GHz
Memory	1GB RAM, 8GB ROM
Screen	4 inch, Definition: 800* 480
Camera	8.0MP camera
Network	4G
WIFI	IEEE802.11b/n/g
NFC	Support
Bluetooth	Bluetooth 4.0
Keyboard	24 function keys
Interface	Micro USB,support OTG
Card slot	SIM card,TF card,PSAM card
Battery	3000mAH 3. 7V lithium battery
IP Grade	IP65
Size	170* 70* 40mm
Weight	270g (battery included)

Accessories

- ☒ 1*USB Cable
- ☒ 1*OTG Cable
- ☒ 1*User Manual
- ☒ 1*Power Adapter
- ☒ 1*Warranty Card, 1*Qualified Certification

Notice

Safety warning

- Plug the AC adapter into the AC outlet relative to the identification on the adapter.
- Prohibit use in any potentially explosive gas places.
- Non-professionals do not dissemble the device optionally to avoid danger.
- This is a Class A product. In the daily environment, this product may cause radio interference. In this case, the user may be required to take effective measures for the interference.

With regard to battery replacement:

- Replace the wrong type of battery may cause explosion!
- Please do not put the old battery into the fire!

Important safety instructions

- Avoid installation or use during the thunder and lightning in case electric shock by lightning.
- When you notice abnormal smell, over heat or smoke Please cut off the power immediately.

Statement

- If the use and maintenance of damage is not obeyed to this guide,the company will not assume any responsibility.
- Without our consent disassemble, the Company will not assume any responsibility;
- Due to natural disasters or man-made damage to the product, the company will not assume any responsibility.

Disclaimer

Due to product updates, some of the details of this document may not match with the product, please in kind prevail. Interpretation of this document is owned by the Company. Reserve the right to modify this specification without prior notice.

FCC Rules.

Changes or modifications not expressly approved by the party responsible for compliance could void the user's authority to operate the equipment.

These limits are designed to provide reasonable protection against harmful interference in a residential installation. This equipment generates uses and can radiate radio frequency energy and, if not installed and used in accordance with the instructions, may cause harmful interference to radio communications. However, there is no guarantee that interference will not occur in a particular installation. If this equipment does cause harmful interference to radio or television reception, which can be determined by turning the equipment off and on, the user is encouraged to try to correct the interference by one or more of the following measures:

- Reorient or relocate the receiving antenna.
- Increase the separation between the equipment and receiver.
- Connect the equipment into an outlet on a circuit different from that to which the receiver is connected.
- Consult the dealer or an experienced radio/TV technician for help

This device complies with part 15 of the FCC rules. Operation is subject to the following two conditions (1) this device may not cause harmful interference, and (2) this device must accept any interference received, including interference that may cause undesired operation.

SAR Information Statement

Your Mobile intelligent data terminal is a radio transmitter and receiver. It is designed and manufactured not to exceed the emission limits for exposure to radiofrequency (RF) energy set by the Federal Communications Commission of the U.S. Government. These limits are part of comprehensive guidelines and establish permitted levels of RF energy for the general population. The guidelines are based on standards that were developed by independent scientific organizations through periodic and thorough evaluation of scientific studies. The standards include a substantial safety margin designed to assure the safety of all persons, regardless of age and health. The exposure standard for wireless mobile phones employs a unit of measurement known as the Specific Absorption Rate, or SAR. The SAR limit set by the FCC is 1.6 W/kg. * Tests for SAR are conducted with the phone transmitting at its highest certified power level in all tested frequency bands. Although the SAR is determined at the highest certified power level, the actual SAR level of the phone while operating can be well below the maximum value. This is because the phone is designed to operate at multiple power levels so as to use only the power required to reach the network. In general, the closer you are to a wireless base station antenna, the lower the power output. Before a phone model is available for sale to the public, it must be tested and certified to the FCC that it does not exceed the limit established by the government adopted requirement for safe exposure. The tests are performed in positions and locations (e.g., at the ear and worn on the body) as required by the FCC for each model. The highest SAR value for this model phone when tested for use at the ear is 0.19 W/Kg and when worn on the body, as described in this user guide, is 0.36 W/Kg (Body-worn measurements differ among phone models, depending upon available accessories and FCC requirements). The maximum scaled SAR in hotspot mode is 0.39W/Kg. While there may be differences between the SAR levels of various phones and at various positions, they all meet the government requirement for safe exposure. The FCC has granted an Equipment Authorization for this model phone with all reported SAR levels evaluated as in compliance with the FCC RF exposure guidelines. SAR information on this model phone is on file with the FCC and can be found under the Display Grant section of <http://www.fcc.gov/oet/fccid> after searching on FCC ID: 2AGEB-3503 Additional information on Specific Absorption Rates (SAR) can be found on the Cellular Telecommunications Industry Association (CTIA) web-site at <http://www.wow-com.com>. * In the United States and Canada, the SAR limit for mobile phones used by the public is 1.6 watts/kg (W/kg) averaged over one gram of tissue. The standard incorporates a substantial margin of safety to give additional protection for the public and to account for any variations in measurements.

Manufacturer:Shenzhen ZKC Software Technology Co.,

Address:1st Block,Zhongkenuo Industry Park,Beiqi
Road,Xixian,Bao'an,Shenzhen,China

Tel:0755-61173277
Fax:0755-61173278

E-mail:info@sznewbest.com