

## VINFAST TRADING AND PRODUCTION JOINT STOCK COMPANY

---

**Document name** : eCockpit (MHU) Quick User Manual

---

**Version** : V0.2

---

**Page** : 14 Pages

---

### Revision record

Version	Page	Change Description	Applied Date
V0.1	All	Release New version	10/Aug/2022
V0.2	3	Adding information about Vinfast in US and Canada	05/Sep/2022

---

COMPANY CONFIDENTIAL


All Rights Reserved

## CONTENT

<b>1. SUMMARY.....</b>	<b>3</b>
<b>2. WIRING FOR MHU.....</b>	<b>5</b>
<b>3. SYSTEM BOOTING .....</b>	<b>6</b>
<b>4. CONNECT TO BLUETOOTH MEDIA .....</b>	<b>8</b>
<b>5. RADIO (FM) .....</b>	<b>9</b>
<b>6. MULTIMEDIA IN GENERAL .....</b>	<b>10</b>
<b>7. FCC REGULATIONS AND COMPLIANCE INFORMATION.....</b>	<b>12</b>
7.1 PART 15 COMPLIANCE STATEMENT .....	12
7.2 RF EXPOSURE INFORMATION .....	12
<b>8. ISED NOTICE .....</b>	<b>13</b>
<b>9. MORE INFORMATION .....</b>	<b>14</b>

# 1.Summary

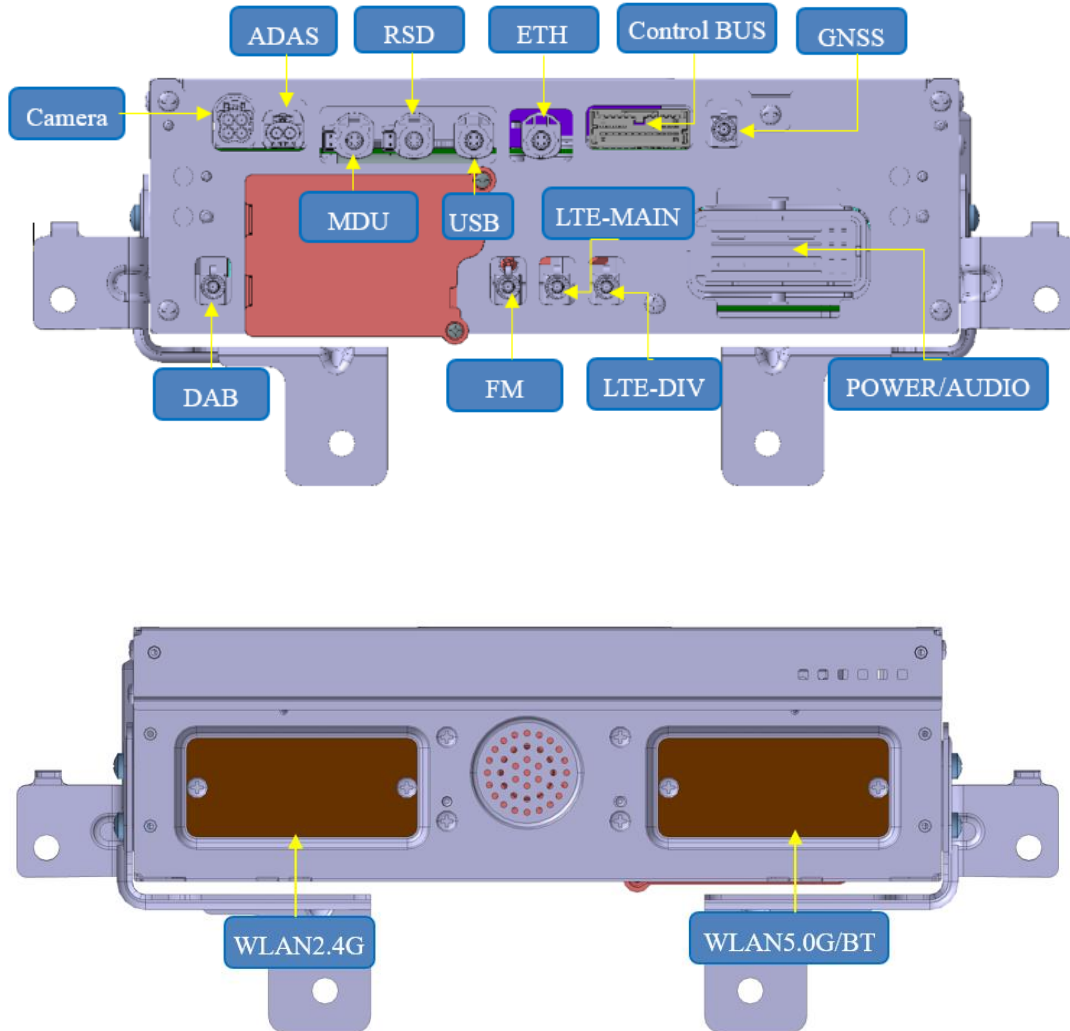
## MULTIMEDIA HEAD UNIT



Manufacturer	VINFAST TRADING AND PRODUCTION JOINT STOCK COMPANY
Viet Nam	Dinh Vu - Cat Hai Economic Zone, Cat Hai Island, Cat Hai Town, Cat Hai District, Hai Phong City, Vietnam Tel: +84 2253969999
US	VinFast Automotive LLC 12777 W Jefferson Blvd. Playa Vista, California 90066, US Tel: +1-833-846-8255 <a href="https://vinfastauto.us/">https://vinfastauto.us/</a>
CANADA	VinFast Auto Canada Inc 2025 Willingdon Avenue, Suite 900, Burnaby BC V5C 0J3, Canada Tel: +1-855-888-8322 <a href="https://vinfastauto.ca/">https://vinfastauto.ca/</a>

Items	Details
<b>Product</b>	MULTIMEDIA HEAD UNIT
<b>Model</b>	VF-EC22U
<b>OS</b>	Android 9
<b>CPU</b>	R-CAR H3 ( Renesas) R8A77951JA80BA
<b>GPU</b>	PowerVR™ Series 6XT GX6650
<b>RAM</b>	8GB (DDR4)
<b>ROM</b>	eMMC 64 GB + 512 Mbit Flash
<b>Display resolution Support</b>	15.6” 1920x1080
<b>Location</b>	GPS/Galileo/SBAS
<b>Network (US/CA)</b>	LTE: Band 2/4/5/7/12/13 3G: WCDMA II/IV/V 2G: GSM850/PCS1900
<b>WiFi</b>	2.4G/5.0G WIFI; 802.11 a/b/g/n/ac
<b>4G Speed</b>	LTE Cat 4, Down 150Mbps , Up 50Mbps
<b>Bluetooth</b>	5.0
<b>FM</b>	Yes
<b>Dimension</b>	252 x 176 x 69 mm (±5mm)

## 2. Wiring for MHU

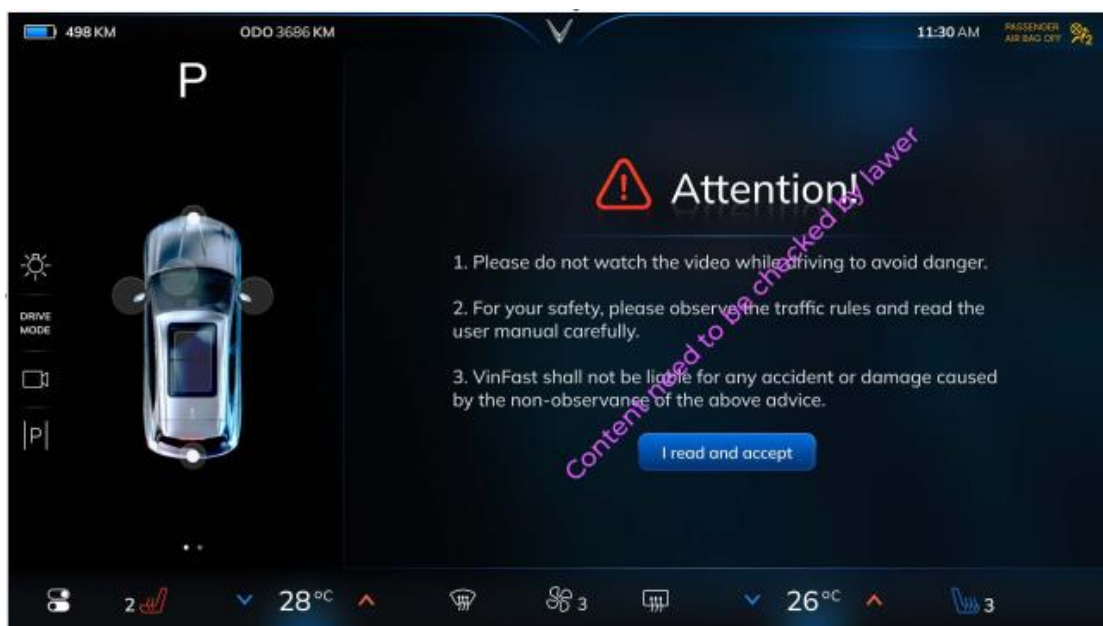
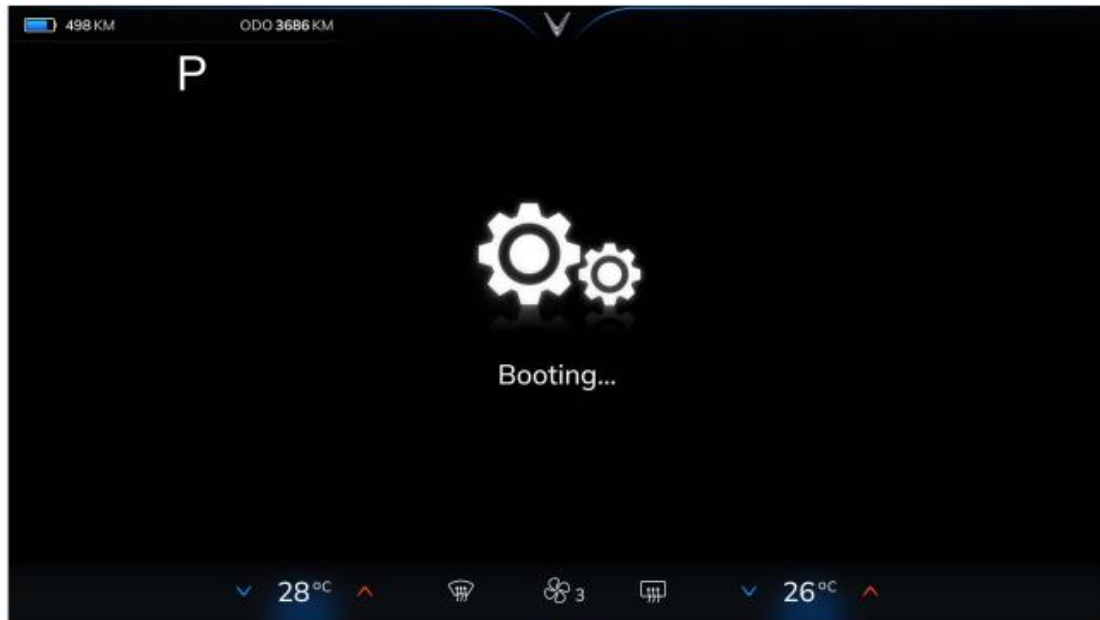


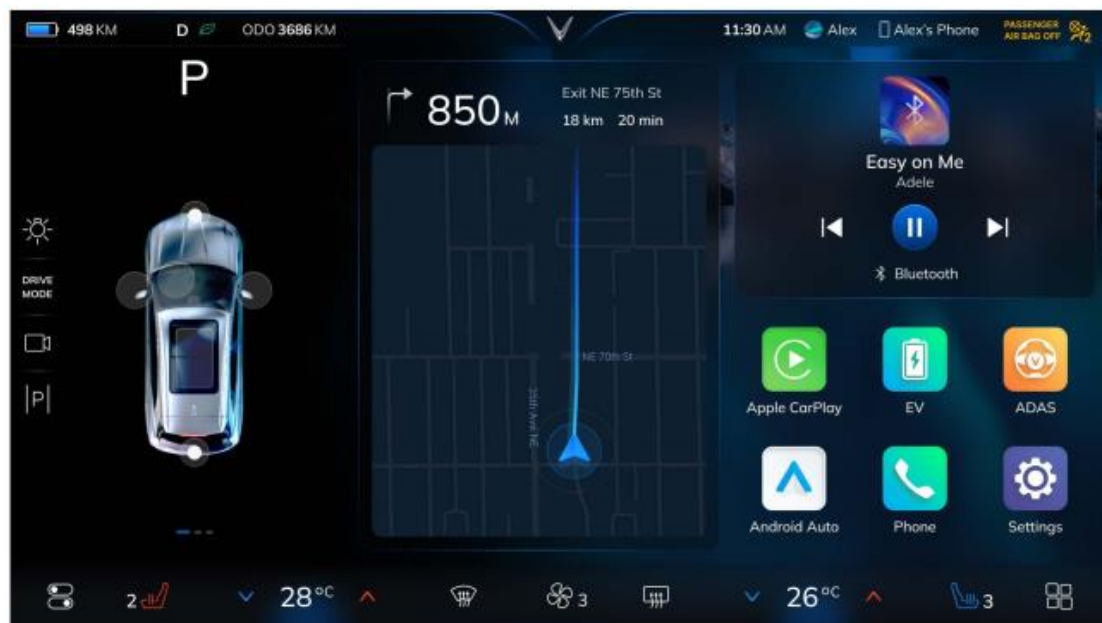
Notice:

- Disconnect power on vehicle before beginning the installation. **(Important)**
- Plug the vehicle harness into the receptacle on product.
- Plug all Antenna harness into the antenna port (LTE/GPS/FM)

## 3. System booting

Start booting:

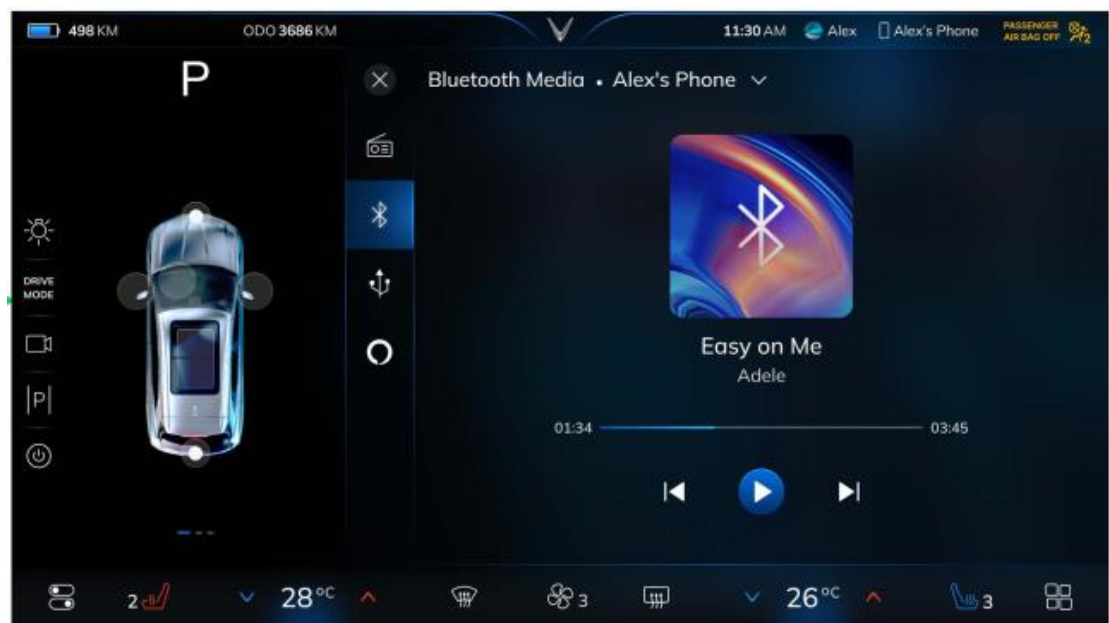
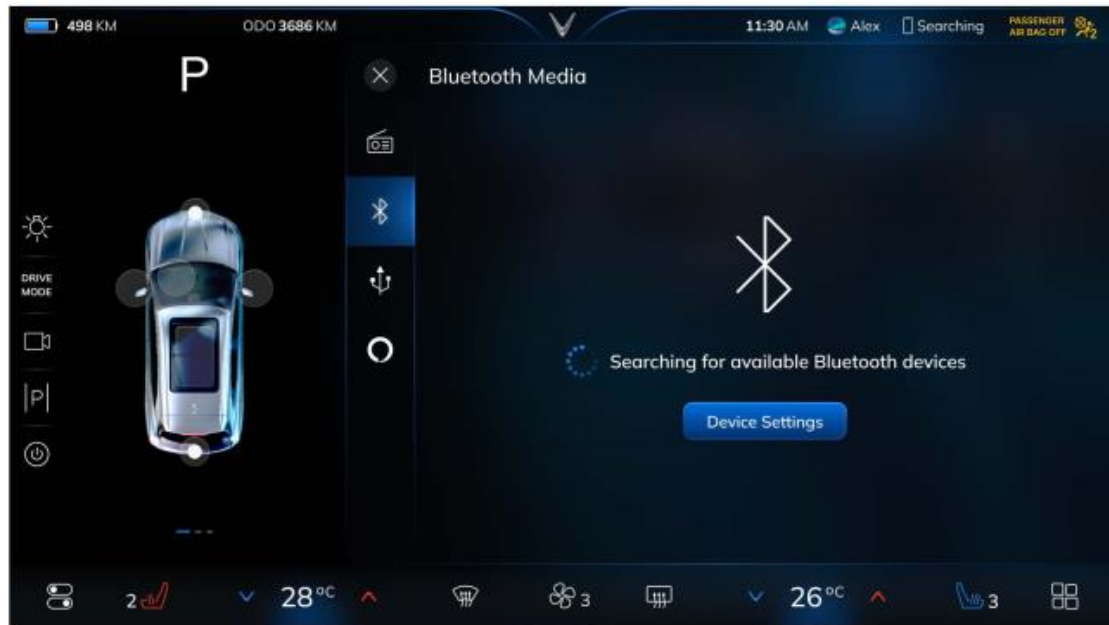




Notice:

- Text, logo or content can be change depend on SW version.

## 4. Connect to Bluetooth media



Notice:

- Bluetooth device only can send song name, time. It cannot send album cover art. We must design a static image to display here.










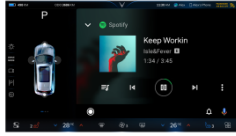
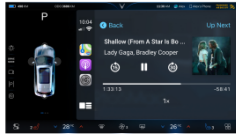
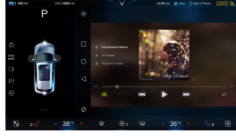
## 5. Radio (FM)











Notice:

- Function FM support.

## 6. Multimedia in General

Source Name	Location	Screen samples	When is it available when press "Source" button on steering wheel?	What will be played when press Source?
Radio	Native App		when infotainment is on	last channel and last band
Bluetooth	Native App	 No device connected, not available  At least 1 device connected, available	when infotainment is on	Last device & Last song & last timeframe played by the device
USB Media	Native App	 No USB connected or not song in there  Connected to usb and at least 1 song/video	when infotainment is on	Last media, last time frame from usb of the profile.
Alexa Media	Native App	 Not asked Alexa to play media yet  Asked Alexa to play media in ignition circle	when infotainment is on	Last media in the ignition circle, of the profile
Android Auto	Phone Mirroring		When MHU is connecting to Android Auto	Last media of the device
Apple CarPlay	Phone Mirroring		When MHU is connecting to Apple CarPlay	Last media of the device
VNC Link+	Phone Mirroring		When MHU is connecting to VNC Link+ and not in drive (because when in drive, VNC Link+ Media transfer to Bluetooth media)	Last media of the device

Voiz FM	3rd App	 Not selected to play a book yet	 Selected to play a book in the ignition circle	When has internet access and select a book to play in the ignition circle, of the profile	-
VNE Podcast	3rd App	 Not selected to play a podcast yet	 Selected to play a podcast in the ignition circle	When has internet access and select a podcast to play in the ignition circle, of the profile	-
FPT Play	3rd App	 Not selected to play a program yet	 Selected to play a program in the ignition circle	When has internet access and select a program to play in the ignition circle, of the profile	-
Web Browser	3rd App	 Not selected to play a program yet	 Selected to play a program in the ignition circle	When has internet access and select a program to play in the ignition circle, and <b>car in not in drive</b>	-

#### Notice:

- When opening for the first time, play radio FM.
- Last played media source and file should be saved to the profile.
- Open to last played or currently playing source when the app is opened for the first time on a new ignition cycle.

## 7. FCC Regulations and Compliance Information

### 7.1 Part 15 compliance statement

This eCockpit complies with part 15 of the FCC Rules. Operation is subject to the following two conditions: (1) This device may not cause harmful interference, and (2) this device must accept any interference received, including interference that may cause undesired operation.

This eCockpit has been tested and found to comply with the limits for a Class B digital device, pursuant to Part 15 of the FCC Rules. These limits are designed to provide reasonable protection against harmful interference in a residential installation. This equipment generates, uses and can radiated radio frequency energy and, if not installed and used in accordance with the instructions, may cause harmful interference to radio communications. However, there is no guarantee that interference will not occur in a particular installation. If this equipment does cause harmful interference to radio or television reception, which can be determined by turning the equipment off and on, the user is encouraged to try to correct the interference by one or more of the following measures:

- Reorient or relocate the receiving antenna.
- Increase the separation between the equipment and receiver.
- Connect the equipment into an outlet on a circuit different from that to which the receiver is connected.
- Consult the dealer or an experienced radio/TV technician for help.

FCC Note:

Caution: Changes or modifications not expressly approved by the party responsible for compliance could void the user's authority to operate the equipment.

### 7.2 RF Exposure Information

This device meets the government's requirements for exposure to radio waves.

This device is designed and manufactured not to exceed the emission limits for exposure to radio frequency (RF) energy set by the Federal Communications Commission of the U.S. Government.

This device complies with FCC radiation exposure limits set forth for an uncontrolled environment. In order to avoid the possibility of exceeding the FCC radio frequency exposure limits, human proximity to the antenna shall not be less than 20 cm (7.87 inches) during normal operation.

## 8. ISED Notice

This device complies with Industry Canada license-exempt RSS standard(s). Operation is subject to the following two conditions:

- (1) this device may not cause interference, and
- (2) this device must accept any interference, including interference that may cause undesired operation of the device.

Le présent appareil est conforme aux CNR d'Industrie Canada applicables aux appareils radio exempts de licence. L'exploitation est autorisée aux deux conditions suivantes:

- (1) l'appareil ne doit pas produire de brouillage, et
- (2) l'utilisateur de l'appareil doit accepter tout brouillage radioélectrique subi, même si le brouillage est susceptible d'en

CAN ICES-003 (B)/NMB-003(B)

This Class B digital apparatus complies with Canadian ICES-003.

Cet appareil numérique de la classe B est conforme à la norme NMB-003 du Canada.

### ISED RF Exposure Statement

This device complies with ISED RSS-102 RF exposure limits set forth for an uncontrolled environment. In order to avoid the possibility of exceeding the IC RSS-102 RF exposure limits, human proximity to the antenna shall not be less than 20 cm (7.87 inches) during normal operation.

Cet appareil est conforme aux limites d'exposition aux rayonnements de la CNR-102 définies pour un environnement non contrôlé. Afin d'éviter la possibilité de dépasser les limites d'exposition aux fréquences radio de la CNR-102, la proximité humaine à l'antenne ne doit pas être inférieure à 20 cm (7.87 pouces) pendant le fonctionnement normal.

## 9. More information

RF Band support:

Band	Notice
FM	Receiver Frequency: 88 - 108 MHz
WIFI	Support 802.11a/b/g/n/ac (2.4GHz & 5GHz)
GNSS	GPS/Galileo/SBAS
WWAN Support	2G: GSM850/PCS1900 3G: WCDMA II/IV/V 4G: LTE2/4/5/7/12/13

VINFAST TRADING AND PRODUCTION JOINT STOCK COMPANY

Dinh Vu - Cat Hai Economic Zone, Cat Hai Island, Cat Hai Town, Cat Hai District, Hai Phong City,  
Vietnam

Visit Vinfast's website for more information.

US: <https://vinfastauto.us/>

CA: <https://vinfastauto.ca/>