




## SINGLE PRINTED SIDE, BLACK INK ONLY, ACCORDION FOLD

 <p><b>audio</b> HM-AU-BE-216-AC</p> <p><b>GRAVITY</b> Wireless Earbuds</p>	<p><b>Package Contents:</b></p> <ul style="list-style-type: none"> <li>1 Stereo Earbuds</li> <li>1 Micro USB charge cable</li> <li>1 Users Manual</li> <li>6 Ear Cushions in 3 sizes (2 Small, 2 Large, 2 Medium)</li> </ul> <p><b>Specifications:</b></p> <ul style="list-style-type: none"> <li>• Transmission distance: 33 feet</li> <li>• Battery capacity: 55 mah</li> <li>• Talk time: up to 2 hours</li> <li>• Standby time: up to 50 hours</li> <li>• Frequency response: 20-20 KHz</li> <li>• Impedance: 32Ω</li> <li>• Speaker Driver: 10mm</li> <li>• Maximum Input: 5V</li> <li>• Sensitivity: 105 dB</li> <li>• Operating Temp: 15° to 102° F</li> </ul>	 <p>Includes 3 Sets of Ear Cushions in 3 Sizes:</p> <p>1X LARGE 1X MEDIUM 1X SMALL</p> <p><b>Charging Your Headset:</b></p> <ol style="list-style-type: none"> <li>1. Plug the Micro-USB charging cable into your headset.</li> <li>2. Plug the other end of the Micro-USB cable into a USB port on a computer or power adapter.</li> <li>3. Charge for 1-3 hours or until the red charging indicator light shuts off.</li> <li>4. Unplug your headset, it is now ready for use.</li> </ol>	 <p><b>CONTROLS:</b></p> <ul style="list-style-type: none"> <li>Next Song/Volume Up</li> <li>Multifunction Button (MFB): ON/OFF, Answer, End, Reject Call, Play, Pause</li> <li>Previous Song/Volume Down</li> </ul> <p><b>Pairing the Headset With a Compatible Phone:</b></p> <ol style="list-style-type: none"> <li>1. Make sure your headset is turned off.</li> <li>2. Push the <b>MFB</b> key for about 5-7 seconds until the light flashes blue and red alternately.</li> <li>3. Activate the Bluetooth® feature on the device, and set the device to search for the Bluetooth® devices. The name of the Wireless Headset is <b>HM -BE-216</b>. See the user guide of your device for instructions.</li> </ol>	<p><b>4.</b> If the pairing is successful, the headset's blue light will flash every 6 seconds.</p> <p><b>5.</b> If pass code is requested enter (0000). Once the headset has paired with your device, no password will be needed to reconnect.</p> <p><b>Power ON/OFF &amp; Reconnecting:</b></p> <ul style="list-style-type: none"> <li>• To switch ON: Press and Hold the <b>MFB</b> key until the Blue Indicator light blinks on and off.</li> <li>• To switch OFF: Press and Hold the <b>MFB</b> key until the Red Indicator light blinks on and off.</li> <li>• Adjust Volume: Press and Hold the <b>+</b> to Increase and the <b>-</b> to Decrease volume.</li> <li>• Next Song: Press the <b>+</b> button.</li> <li>• Previous song: Press the <b>-</b> button.</li> </ul>	<ul style="list-style-type: none"> <li>• Pause Song: Press the <b>MFB</b> button while music is playing.</li> <li>• Answer/End a Call: Press the <b>MFB</b> button, or use the phone keys (music will automatically pause during phone calls).</li> <li>• Reject a Call: Press and Hold <b>MFB</b> key, or use the phone keys.</li> <li>• Redial the Last Dialed Out Number: Press the <b>MFB</b> button twice quickly.</li> </ul>	<p><b>Warning</b></p> <p>Avoid leaving your device in direct sunlight, such as on the dashboard, console, or seat of a car or truck.</p> <p>Do not leave your device, or use your device, in any area where the temperature may exceed 140 degrees Fahrenheit, such as inside a closed car on a hot day.</p> <p>Do not leave your device, or use your device, in any area where the temperature is likely to drop below 32 degrees Fahrenheit.</p> <p>Protect your hearing by always listening at a safe level.</p> <p>Prolonged use at elevated volumes may affect your hearing capacity and result in hearing loss.</p>	<p><b>Warranty</b></p> <p>Bytech NY INC, warrants this product to be materially free from defects and workmanship to the original purchaser for a period of 12 months from the original purchase date. Bytech responsibility with regard to this limited warranty shall be limited solely to repair or replacement at its option, of any product which fails during normal consumer use. This warranty does not extend to damage or failure which results from misuse, neglect, accident, alteration, abuse, improper installation or maintenance. At any time during the 12 months period following the purchase, the product fails due to defects in material or workmanship, return the defective product (with freight prepaid) with proof of purchase.</p> <p>Bluetooth® is a registered trademark of SIG, Inc.</p> <p>All Trademarks and copyrights are the property of the respective companies.</p> <p>*Photos are for illustration purposes only</p>	<p><b>FCC ID: 2AHN6-AUBE216</b></p> <p>This device complies with Part 15 of the FCC Rules. Operation is subject to the following two conditions: (1) this device may not cause harmful interference, and (2) this device must accept any interference received, including interference that may cause undesired operation.</p> <p>Note: This equipment has been tested and found to comply with the limits for a Class B digital device, pursuant to part 15 of the FCC Rules. These limits are designed to provide reasonable protection against harmful interference in a residential installation. This equipment generates, uses and can radiate radio frequency energy and, if not installed and used in accordance with the instructions, may cause harmful interference to radio communications. However, there is no guarantee that interference will not occur in a particular installation. If this equipment does cause harmful interference to radio or television reception, which can be determined by turning the equipment off and on, the user is encouraged to try to correct the interference by one or more of the following measures:</p>	<ul style="list-style-type: none"> <li>• Reorient or relocate the receiving antenna.</li> <li>• Increase the separation between the equipment and receiver.</li> <li>• Connect the equipment into an outlet on a circuit different from that to which the receiver is connected.</li> <li>• Consult the dealer or an experienced radio/TV technician for help.</li> </ul> <p><b>CAUTION: Any changes or modifications not expressly approved could void the user's authority to operate the equipment. This equipment complies with FCC radiation exposure limits set forth for an uncontrolled environment.</b></p> <p>WWW.BYTECHINTL.COM Bytech NY Inc 2585 West 13street Brooklyn NY 11223 (718) 449-3700</p> <p>©2021 BYTECH NY INC. *All trademarks and copyrights are the property of the respective companies.</p> <p>FCC E U</p>
--	---	--	--	--	--	---	---	--	--