

三折页

68\*100mm

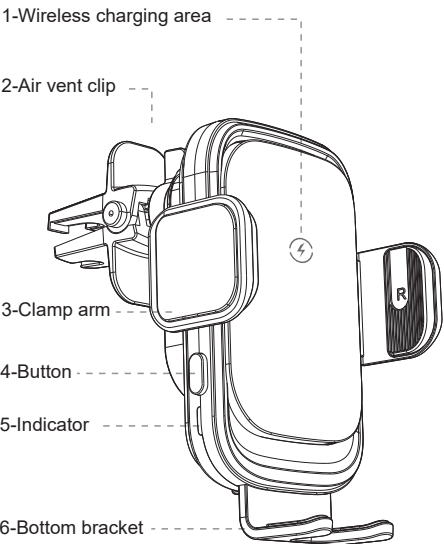
128g 双筒，单黑 双面印刷



Car Wireless Charger

User's Manual

Product introduction



Product parameters

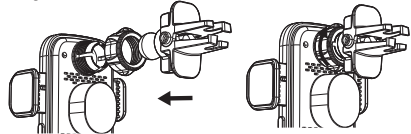
<b>Description</b>	<b>Input Power</b>
Fully Automatic wireless car phone mount	5V/2A 9V/2A
<b>Model No.</b>	<b>Output Power</b>
CW35	15W(MAX)
<b>Product size</b>	<b>Valid distance of wireless charging</b>
110*69*52mm	≤5mm
<b>package size</b>	<b>Conversion efficiency</b>
117*80*72mm	60%~80%
<b>Color</b>	<b>Operation frequency</b>
Black	125KHz
<b>Unit Net Weight</b>	<b>Materials</b>
108g	ABS+PC
<b>Gross weight</b>	
204g	

Flashing Pattern


Mode	Indicator
Power on	Blue light to green light and then blue light
Standby	The blue light is always on
Charging	Green light breathing
Full charge	The lights are off
Foreign objects are detected	The blue light flashes
Under overtemperature protection status	The blue light flashes

Operation instructions

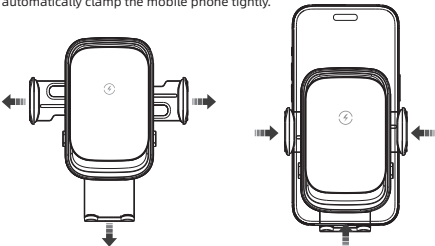
1. Put the screw nut into ball joint of , insert the air vent mount into the ball joint and tighten with screw nut.



2. Insert the air vent clip into the car air outlet vane and tighten to lock.



3. Plug in the Type-C cable, the arm clamps on both sides will automatically open, and place a mobile phone in, the arm clamps on both sides will automatically clamp the mobile phone tightly.



Frequently Asked Questions

Why doesn't this charger work ?

- (1) Please make sure your phone supports wireless charging.
- (2) Please check if you have used a QC3.0 car charger.
- (3) Please use the original cable to connect the power supply before use.
- (4) Please check the thickness of the phone case does not exceed 5 mm.
- (5) Please make sure there is no metal material, magnetic objects, credit cards or pop holders on the back of your phone between the phone and the phone case.

My phone is compatible with wireless charging so why won't it charge with my wireless charger?

Make sure that you are using the right adapter and there is no problem with the charging cable and try restarting your phone.

Why not fast charging or not charging?

Please use a QC3.0 car charger for fast charging.

FCC Warning Statement

Changes or modifications not expressly approved by the party responsible for compliance could void the user's authority to operate the equipment. This equipment has been tested and found to comply with the limits for a Class B digital device, pursuant to Part 15 of the FCC Rules. These limits are designed to provide reasonable protection against harmful interference in a residential installation. This equipment generates uses and can radiate radio frequency energy and, if not installed and used in accordance with the instructions, may cause harmful interference to radio communications. However, there is no guarantee that interference will not occur in a particular installation. If this equipment does cause harmful interference to radio or television reception, which can be determined by turning the equipment off and on, the user is encouraged to try to correct the interference by one or more of the following measures:

- Reorient or relocate the receiving antenna.
- Increase the separation between the equipment and receiver.
- Connect the equipment into an outlet on a circuit different from that to which the receiver is connected.
- Consult the dealer or an experienced radio/TV technician for help.

Product description

- Wireless charging for equipment conforming to Qi wireless charging standards.
- The wireless charger supports 15W fast charging and is available for both Apple and Android models.
- Wireless charging sensing: when the mobile phone with wireless charging approaches the charger and is sensed later on, the two arm clamps will automatically clamp the mobile phone tightly and charge it wirelessly.
- Foreign objects detection sensing: when the mobile phone without wireless charging approaches the charger and is sensed later on, the two arm clamps will also tightly clamp automatically, which can be used as a mobile phone mount.
- The automatic retractable clamp arm is flexible so you can easily fix the mobile phone to charge it or retrieve it
- This product has functions of overcurrent protection, overheat protection and short circuit protection and has product certificates of FCC, CE and ROHS.

Product details

- 1. This product has the power storage function and can open and close the arm clamps twice after flameout to prevent the embarrassment of failing to open the arm clamp after flameout.
- 2. This product adopts waveform anti-skid silicone pad design, which can effectively avoid mobile phone buttons.
- 3. This product adopts u-shaped armlock radian and won't slide out either even if the phone screen is placed downward.
- 4. This product has circulating cooling holes to protect mobile phones from heating during charging.

Packinglist

- 1.Wireless charger x1
- 2.USB cable x1
- 3.Air outlet clip x1
- 4.Operation instructions x1