

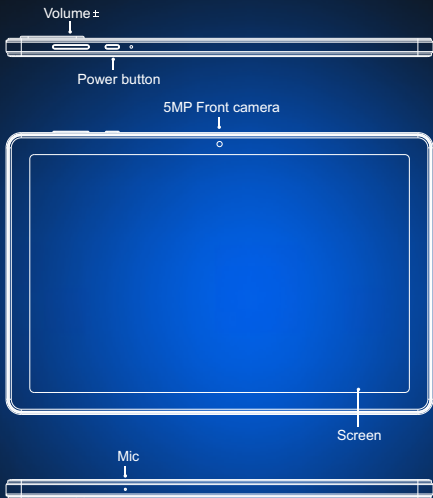


Vortex

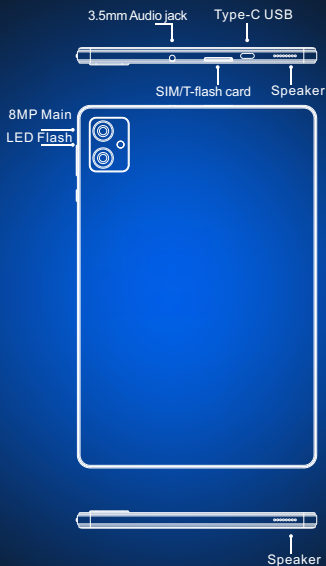
T10M PRO

User Manual





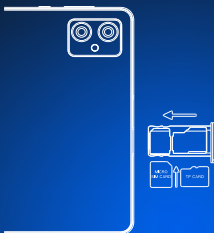
VOLUME BUTTON: Short press to adjust the volume or to mute incoming calls.



POWER BUTTON: Long press to turn on the device; When the device is on, short press Power Button to shutdown or turn on the screen.

Insert Micro-SIM Card

Insert a Micro SIM card. Insert the Micro-SIM card with the chip facing down. Note the direction of cutting a Micro-SIM card into a slot.



TF Card Installation

Please place the metal sim tray slot on TF card Place ,be aware of the direction of the cut edge. Insert the card directly into the device.

Reminder:

Please turn off the tablet before changing or replacing the TF card.TF card does not come with the tablet please purchase separately.

Do not insert or remove the SiM card when the tablet is turned on.

SIM MANAGEMENT

Please choose which SIM card slot to be the main one to be for 4G network via Setting > SIM Card . Choose your preferred network types of 4G/3G/2G via Setting > Network & Internet >Mobile network >Preferred network type.

Connecting WIFI

Into the setting of WIFI via Settings > Network & Internet > Wi-Fi When WIFI is on, a list available WiFi connection will appear.

Click on the one you want to connect to, enter the password if the network is encrypted, then click Connect .When it's a public network,just click

Connect When the network shows "connected", it is available to use .

Bluetooth Function

Into the setting of Bluetooth function via Settings > Connected devices > Bluetooth Enable the Bluetooth function by clicking the Menu Button then select "Refresh", then the tablet will search for available Bluetooth devices for pairing and list on the screen. Click on the one you want to pair with ,then click "Pair "on the dialog pop-up. Documents are available for transmission after Bluetooth pairing .

Reminder :

Slide down the status bar to open the shortcut switches for Bluetooth and other functions.

WIFI Hot-spot Setting

Click on via Settings > Network & tethering > Wi-Fi hotspot to turn on the Portable WIFI Hot-spot functioning .

When setting up WIFI hot-spot , enter your user name in "Network Name"and password ,then click Save .Another device password of the password .

Reminder :

Please enable the Data Connection before enabling the network sharing function. Your mobile traffic will be shared by other devices, so please use it carefully .The signal of the WIFIhot-spot depends on the signal strength and devices .

CAMERA

Aim the camera at the shooting object, the tablet will start focus automatically ; or you can click on the screen to choose the object you want to focus on, then click " Capture" icon to take photos . You can also choose other modes such as video recording ,beautifying , panorama to take photos/videos.

INSTRUCTIONS FOR SIM-CARD &SD Card

The Device is equipped with a Single Sim card slot and SD card slot .

Its not a device with Dual SIM card

SECURITY INFORMATION

Security information (including BS, ES, battery securityinformation)of third-party software installation and function may vary in different regions or by different hardware specifications. Vortex holds disclaimer for the performance problem or incompatibility caused by third-party applications, registry editing ,OS software modifying .Customizing the OS may cause the device or some applications fail to work properly.

Please prevent the device or the battery in extreme cold/hot condition. Then extreme temperature will lead to deformation of the tablet and reduce the charging capacity and battery life.

Please only use the custom designed and approved battery and charger by Vortex. Incompatible battery and chearger may cause damage to the tablet . Please abide by local regulation when disposing of the used batteries and tablet.

Please do not place the battery or the tablet onto or inside heating devices such as microwave, oven or radiator. The battery may explode if it gets too hot.

Please do not crush or pierce the battery . Prevent the battery from getting high pressure from outside , it may cause internal short and overheating .

SPECIFICATIONS

BASIC INFORMATION

Model T10M PRO
Operating System Android™ 13
CPU Arm-Cortex A53 MPCore™ /2.0Ghz GPU IMG PowerVR
GE8300
RAM 4GB
ROM 64GB
Battery 5000mAh

Display

Screen Size 10.1 inch
Resolution 1280*800 Pixels
Touch Capacitive multi-touch

Cameras

Front	Camera	5MP	Camera
Rear	Camera	8MP	Camera

Connection(I/O)

Band GSM:B2/3/5/8
WCDMA :B2/5
FDD:B2/3/4/5/7/12/13/17/25/26/66/71
TDD:B41HPUE
SIM/TF card 1 Micro SIM Card and 1 TF Card
WiFi IEEE802.11 a/b/g/n/ac
Bluetooth Bluetooth 5.0
GNSS GPS
FM YES
Earphone Port 3.5mm
USB Port Type-C USB

Other Features

Video File Format 3GP/MPEG4,etc
Audio File Format WAV/MP3/AAC/AMR/MIDI/APE/WMA,etc Card
Extend Support TF card up to 256 GB
Language Support Multi-language
Sensor G-Sensor,Gravity sensor,Compass.

In the box

1*tablet
1*Type-c Cable
1* Power Adapter
1*Quick Start Guide
1* Protective Case

FCC Caution:

Any Changes or modifications not expressly approved by the party responsible for compliance could void the user's authority to operate the equipment.

This device complies with part 15 of the FCC Rules. Operation is subject to the following two conditions: (1) This device may not cause harmful interference, and (2) this device must accept any interference received, including interference that may cause undesired operation.

Note: This equipment has been tested and found to comply with the limits for a Class B digital device, pursuant to part 15 of the FCC Rules. These limits are designed to provide reasonable protection against harmful interference in a residential installation. This equipment generates, uses and can radiate radio frequency energy and, if not installed and used in accordance with the instructions, may cause harmful interference to radio communications. However, there is no guarantee that interference will not occur in a particular installation. If this equipment does cause harmful interference to radio or television reception, which can be determined by turning the equipment off and on, the user is encouraged to try to correct the interference by one or more of the following measures:

- Reorient or relocate the receiving antenna.
- Increase the separation between the equipment and receiver.
- Connect the equipment into an outlet on a circuit different from that to which the receiver is connected.
- Consult the dealer or an experienced radio/TV technician for help.

ISED Warning

Operation of 5150-5250 MHz is restricted to indoor use only. This device complies with Innovation, Science, and Economic Development Canada licence-exempt RSS standard(s). Operation is subject to the following two conditions:

- (1) this device may not cause interference, and
- (2) this device must accept any interference, including interference that may cause undesired operation of the device.

Safety Statement

Le fonctionnement de 5150-5250 MHz est limité à une utilisation en intérieur uniquement. Le présent appareil est conforme aux CNR d'Innovation, Sciences et Développement économique Canada applicables aux appareils radio exempts de licence. L'exploitation est autorisée aux deux conditions suivantes :

- (1) l'appareil n' doit pas produire de brouillage, et
- (2) l'utilisateur de l'appareil doit accepter tout brouillage radioélectrique subi, même si le brouillage est susceptible d'en compromettre le fonctionnement.

Specific Absorption Rate (SAR) information SAR tests are conducted using standard operating positions accepted by the FCC/ISED with the phone transmitting at its highest certified power level in all tested frequency bands, although the SAR is determined at the highest certified power level, the actual SAR level of the phone while operating can be well below the maximum value. Before a new model phone is available for sale to the public, it must be tested and certified to the FCC/ISED that it does not exceed the exposure limit established by the FCC/ISED, tests for each phone are performed in positions and locations as required by the FCC/ISED. For body worn operation, this model phone has been tested and meets the FCC/ISED RF exposure guidelines when used with an accessory designated for this product or when used with an accessory that contains no metal and that positions the handset a minimum of 10mm from the body. Non-compliance with the above restrictions may result in violation of RF exposure guidelines.

Informations sur le taux d'absorption spécifique (DAS) Les tests SAR sont effectués en utilisant des positions de fonctionnement standard acceptées par la FCC/ISED avec le téléphone transmettant à son niveau de puissance certifié le plus élevé dans toutes les bandes de fréquences testées, bien que le SAR soit déterminé au niveau de puissance certifié le plus élevé, le niveau SAR réel du téléphone tout en fonctionnement peut être bien en dessous de la valeur maximale. Avant qu'un nouveau modèle de téléphone ne soit disponible à la vente au public, il doit être testé et certifié par la FCC/ISED qu'il ne dépasse pas la limite d'exposition établie par la FCC/ISED, des tests pour chaque téléphone sont effectués dans des positions et des emplacements tel que requis par la FCC/ISED.

Safety Statement

Pour un fonctionnement porté sur le corps, ce modèle de téléphone a été testé et répond aux directives d'exposition RF FCC/ISEDc lorsqu'il est utilisé avec un accessoire conçu pour ce produit ou lorsqu'il est utilisé avec un accessoire qui ne contient pas de métal et qui positionne le combiné à au moins 10 mm du corps. Le non-respect des restrictions ci-dessus peut entraîner une violation des directives d'exposition aux RF.

For body-worn operation, this device has been tested and meets the FCC/ISEDc RF exposure guidelines when used with a leather case. The users must use this leather case. Use of other leather case may not ensure compliance with FCC/ISEDc RF exposure guidelines.

Pour un fonctionnement porté sur le corps, cet appareil a été testé et répond aux directives d'exposition RF FCC/ISEDc lorsqu'il est utilisé avec un étui en cuir. Les utilisateurs doivent utiliser cet étui en cuir. L'utilisation d'un autre étui en cuir peut ne pas garantir la conformité aux directives d'exposition aux RF de la FCC/ISEDc.



BE	BG	CZ	DK	DE	EE	IE	EL
ES	FR	HR	IT	CY	LV	LT	LU
HU	MT	NL	AT	PL	PT	RO	SI
SK	FI	SE	NO	IS	LI	CH	TR

In all EU member states. operation of 5150-5250 MHz is restricted to indoor use only.

Made in China