320.00 mm

240.00 mm

Cautions

Please refer to the following precautions before installing and using this product:

1. Use a certiPed power adapter to power the wireless charger.
2. When charging, please ensure that there is no metal foreign matter between the wireless charger and the mobile phone, so as to avoid the metal foreign matter being heated by mistake.
3. Do not place magnetic cards such as bank cards and bus cards in the charging area to avoid damaging the cards.
4. In order to obtain a better wireless charging experience, do not exceed the maximum charging distance of the product.
5. Please do not expose this product to sunlight or continuous high temperature environment above 35℃.

Product Failure Table

Troubles	Cause	Troubleshooting
Wireless Charging Not Working	1.Incorrect power supply 2.Poor power interface contact	1.Replace with correct adapter 2.Re-plug power port
Wireless Charging is Slow	Have significant increase in temperature when wireless charging	Wait until it has cooled down to room temperature, before using the product

Hazardous Substance Declaration

This mark is the product pollution control mark, the number of which represents the environmental service life. In this period of time, under normal conditions of use harmful substances will not cause greater pollution to the environment or damage to human life and property.

Name of parts	Hazardous substance					
	Lead (Pb)	Mercury (Hg)	Cadmium (Cd)	Hexavalent -Chromium (Cr(VI))	Polybrominated -Biphenyls (PBB)	Polybrominated diphenyl ethers (PBDE)
Electronic components	×	○	○	○	○	○
Plastic casing	○	○	○	○	○	○
Electroplated aluminum alloy parts	○	○	○	○	○	○
Non-electroplated metal parts	○	○	○	○	○	○
Double faced adhesive tape	○	○	○	○	○	○
Synthetic cork	○	○	○	○	○	○
Silicon parts	○	○	○	○	○	○

This form is in term of Stipulation SJ/T 11364
O It means that the content of the harmful substance in a part of the part is lower than the limit requirements specified in GB/T 26572.
X It means that the content of the harmful substance in a part of the part exceeds the limit requirements specified in GB/T 26572.

GCteq 吉成

Power freer • 用电更自由

GF-18PRO

Multifunctional POP-UP charger with magnetic wireless charging

User manual

Product description

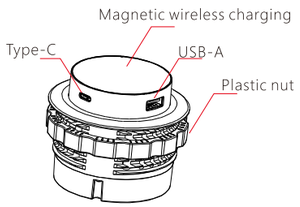

GF-18 Pro Series

Installation

1.Board hole diameter φ70mm, as shown below.

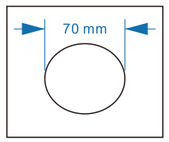

2.Place the product into the hole, then tighten the plastic nut to secure the product.

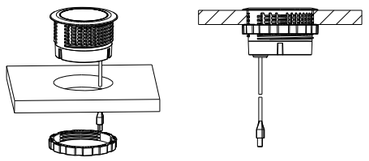

Installation

Product name		Multifunctional POP-UP charger with magnetic wireless charging
Model		GF-18Pro-18W
Input		DC24-36V
Input connector		DC
Type-C Output		20W Max
USB-A Output		18W Max
USB-A+Type-C Output		Total 15W
Wireless charging	Output	15W Max
	Magnetic	Have
	Standard	Refer to GB4943.1 latest speciPcation
Size		φ80mm,H:50mm

Parts list

Name	Quantity
GF-18wireless charging	1Pcs
Plastic nut	1Pcs

Features

1. Small and delicate appearance, pressing design, does not take up space, suitable for different furniture products.
2. Embedded installation design, simple and convenient, better integrated with furniture.
3. Includes wireless charging, USB-A and Type-C charging, intelligent power distribution, and supports simultaneous charging of multiple devices.
4. Support all QI wireless charging mobile phones, compatible with Apple 7.5W, Samsung 10W and other mainstream wireless fast charging protocols.
5. Wide voltage design, can be applied to sofa, electric bed and lifting table and other furniture.

GF-18系列英文说明书

材质艺要求：
材质：70g普通书写纸
工艺：单色双面印刷，风琴折
印刷要求：色相正确、印迹牢固、套印准确