



RADIO TEST REPORT

FCC ID : MSQ-RTBE6M00
Equipment : ROG Rapture GT-BE98 Pro BE30000 Quad-band Gaming Router
Brand Name : ASUS
Model Name : GT-BE98 Pro
Applicant : ASUSTeK COMPUTER INC.
1F., No. 15, Lide Rd., Beitou, Taipei City 112, Taiwan
Manufacturer : ASUSTeK COMPUTER INC.
1F., No. 15, Lide Rd., Beitou, Taipei City 112, Taiwan
Standard : 47 CFR FCC Part 15.407

The product was received on Jun. 16, 2023, and testing was started from Jul. 08, 2023 and completed on Sep. 07, 2023. We, Sporton International Inc. Hsinchu Laboratory, would like to declare that the tested sample has been evaluated in accordance with the procedures given in ANSI C63.10-2013 and shown compliance with the applicable technical standards.

The test results in this report apply exclusively to the tested model / sample. Without written approval of Sporton International Inc. Hsinchu Laboratory, the test report shall not be reproduced except in full.

Approved by: Sam Chen

Sporton International Inc. Hsinchu Laboratory

No.8, Ln. 724, Bo'ai St., Zhubei City, Hsinchu County 302010, Taiwan (R.O.C.)



Table of Contents

History of this test report.....3

Summary of Test Result.....4

1 General Description5

1.1 Information.....5

1.2 Applicable Standards11

1.3 Testing Location Information11

1.4 Measurement Uncertainty12

2 Test Configuration of EUT.....13

2.1 Test Channel Mode13

2.2 The Worst Case Measurement Configuration16

2.3 EUT Operation during Test18

2.4 Accessories19

2.5 Support Equipment.....19

2.6 Test Setup Diagram21

3 Transmitter Test Result24

3.1 AC Power-line Conducted Emissions24

3.2 Emission Bandwidth26

3.3 Maximum Equivalent Isotropically Radiated Power (E.I.R.P.)27

3.4 Peak Power Spectral Density (E.I.R.P.)30

3.5 Unwanted Emissions.....33

3.6 Contention Based Protocol.....38

4 Test Equipment and Calibration Data39

Appendix A. Test Results of AC Power-line Conducted Emissions

Appendix B. Test Results of Emission Bandwidth

Appendix C. Test Results of Maximum Equivalent Isotropically Radiated Power (E.I.R.P.)

Appendix D. Test Results of Peak Power Spectral Density (E.I.R.P.)

Appendix E. Test Results of Unwanted Emissions

Appendix F. Test Results of Contention-Based Protocol

Appendix G. Test Photos

Photographs of EUT v01



History of this test report

Report No.	Version	Description	Issued Date
FR321615AC	01	Initial issue of report	Sep. 18, 2023
FR321615AC	02	Adding 6745MHz test results of Contention-Based Protocol.	Oct. 18, 2023



Summary of Test Result

Report Clause	Ref Std. Clause	Test Items	Result (PASS/FAIL)	Remark
1.1.2	15.203	Antenna Requirement	PASS	-
3.1	15.207	AC Power-line Conducted Emissions	PASS	-
3.2	15.407(a)	Emission Bandwidth	PASS	-
3.3	15.407(a)	Maximum Equivalent Isotropically Radiated Power (E.I.R.P.)	PASS	-
3.4	15.407(a)	Peak Power Spectral Density (E.I.R.P.)	PASS	-
3.5	15.407(b)	Unwanted Emissions	PASS	-
3.6	15.407(d)	Contention-Based Protocol	PASS	-

Conformity Assessment Condition:

1. The test results (PASS/FAIL) with all measurement uncertainty excluded are presented against the regulation limits or in accordance with the requirements stipulated by the applicant/matrix manufacturer who shall bear all the risks of non-compliance that may potentially occur if measurement uncertainty is taken into account.
2. The measurement uncertainty please refer to each test result in the chapter "Measurement Uncertainty".

Disclaimer:

1. The product specifications of the EUT presented in the test report that may affect the test assessments are declared by the manufacturer who shall take full responsibility for the authenticity.
2. The test configuration, test mode and test software were written in this test report are declared by the manufacturer.

Reviewed by: Sam Chen
Report Producer: Sandy Chuang



1 General Description

1.1 Information

1.1.1 RF General Information

Frequency Range (MHz)	IEEE Std. 802.11	Ch. Frequency (MHz)	Channel Number
5925-6425	ax (HEW20), be (EHT20)	5955-6415	1-93 [24]
6525-7125		6595-7095	129-229 [26]
5925-6425	ax (HEW40), be (EHT40)	5965-6405	3-91 [12]
6525-7125		6605-7085	131-227 [13]
5925-6425	ax (HEW80), be (EHT80)	5985-6385	7-87 [6]
6525-7125		6625-7025	135-215 [6]
5925-6425	ax (HEW160), be (EHT160)	6025-6345	15-79 [3]
6525-7125		6665-6985	143-207 [3]
5925-6425	be (EHT320)	6105-6265	31-63 [2]
6525-7125		6745-6905	159-191 [2]

Band	Mode	BWch (MHz)	Nant
5.925-6.425GHz	802.11ax HEW20	20	4TX
5.925-6.425GHz	802.11ax HEW20-BF	20	4TX
5.925-6.425GHz	802.11be EHT20	20	4TX
5.925-6.425GHz	802.11be EHT20-BF	20	4TX
5.925-6.425GHz	802.11ax HEW40	40	4TX
5.925-6.425GHz	802.11ax HEW40-BF	40	4TX
5.925-6.425GHz	802.11be EHT40	40	4TX
5.925-6.425GHz	802.11be EHT40-BF	40	4TX
5.925-6.425GHz	802.11ax HEW80	80	4TX
5.925-6.425GHz	802.11ax HEW80-BF	80	4TX
5.925-6.425GHz	802.11be EHT80	80	4TX
5.925-6.425GHz	802.11be EHT80-BF	80	4TX
5.925-6.425GHz	802.11ax HEW160	160	4TX
5.925-6.425GHz	802.11ax HEW160-BF	160	4TX
5.925-6.425GHz	802.11be EHT160	160	4TX
5.925-6.425GHz	802.11be EHT160-BF	160	4TX
5.925-6.425GHz	802.11be EHT320	320	4TX
5.925-6.425GHz	802.11be EHT320-BF	320	4TX
6.525-7.125GHz	802.11ax HEW20	20	4TX
6.525-7.125GHz	802.11ax HEW20-BF	20	4TX



Band	Mode	BWch (MHz)	Nant
6.525-7.125GHz	802.11be EHT20	20	4TX
6.525-7.125GHz	802.11be EHT20-BF	20	4TX
6.525-7.125GHz	802.11ax HEW40	40	4TX
6.525-7.125GHz	802.11ax HEW40-BF	40	4TX
6.525-7.125GHz	802.11be EHT40	40	4TX
6.525-7.125GHz	802.11be EHT40-BF	40	4TX
6.525-7.125GHz	802.11ax HEW80	80	4TX
6.525-7.125GHz	802.11ax HEW80-BF	80	4TX
6.525-7.125GHz	802.11be EHT80	80	4TX
6.525-7.125GHz	802.11be EHT80-BF	80	4TX
6.525-7.125GHz	802.11ax HEW160	160	4TX
6.525-7.125GHz	802.11ax HEW160-BF	160	4TX
6.525-7.125GHz	802.11be EHT160	160	4TX
6.525-7.125GHz	802.11be EHT160-BF	160	4TX
6.525-7.125GHz	802.11be EHT320	320	4TX
6.525-7.125GHz	802.11be EHT320-BF	320	4TX

Note:

- ♦ HEW20, HEW40, HEW80 and HEW160 use a combination of OFDMA-BPSK, QPSK, 16QAM, 64QAM, 256QAM, 1024QAM modulation.
- ♦ EHT20, EHT40, EHT80 and EHT160, EHT320 use a combination of OFDMA-BPSK, QPSK, 16QAM, 64QAM, 256QAM, 1024QAM, 4096QAM modulation.
- ♦ BWch is the nominal channel bandwidth.



1.1.2 Antenna Information

Ant.	Port				Brand	Model Name			Antenna Type	Connector	Gain (dBi)
	WLAN 2.4GHz	WLAN 5GHz	WLAN 6GHz UNII 5	WLAN 6GHz UNII 7/8		WLAN 2.4GHz / WLAN5GHz	WLAN 6GHz UNII 5	WLAN 6GHz UNII 7/8			
1	-	-	1	-	Whayu	-	C660-510595-AW1	-	Dipole	I-PEX	Note 1
2	-	-	2	-	Whayu	-	C660-510596-AW1	-	Dipole	I-PEX	
3	-	-	3	-	Whayu	-	C660-510597-AW1	-	Dipole	I-PEX	
4	-	-	4	-	Whayu	-	C660-510598-AW1	-	Dipole	I-PEX	
5	-	-	-	1	Whayu	-	-	C660-510595-AW2	Dipole	I-PEX	
6	-	-	-	4	Whayu	-	-	C660-510596-AW2	Dipole	I-PEX	
7	-	-	-	2	Whayu	-	-	C660-510597-AW2	Dipole	I-PEX	
8	-	-	-	3	Whayu	-	-	C660-510598-AW2	Dipole	I-PEX	
9	4	1	-	-	Whayu	C660-510591-AW1	-	-	Dipole	I-PEX	
10	1	4	-	-	Whayu	C660-510592-AW1	-	-	Dipole	I-PEX	
11	2	3	-	-	Whayu	C660-510593-AW1	-	-	Dipole	I-PEX	
12	3	2	-	-	Whayu	C660-510594-AW1	-	-	Dipole	I-PEX	

Note 1

Ant.	Antenna Gain (dBi)							
	WLAN 2.4GHz	WLAN 5GHz UNII 1	WLAN 5GHz UNII 2A	WLAN 5GHz UNII 2C	WLAN 5GHz UNII 3	WLAN 6GHz		
						UNII 5	UNII7	UNII8
1	-	-	-	-	-	1.80	-	-
2	-	-	-	-	-	1.95	-	-
3	-	-	-	-	-	1.82	-	-
4	-	-	-	-	-	1.74	-	-
5	-	-	-	-	-	-	1.38	1.91
6	-	-	-	-	-	-	2.30	3.01
7	-	-	-	-	-	-	3.50	3.51
8	-	-	-	-	-	-	3.29	2.92
9	3.22	2.16	1.26	2.44	3.08	-	-	-
10	3.31	2.91	2.84	2.86	4.20	-	-	-
11	4.09	4.07	3.99	3.62	3.02	-	-	-
12	1.94	2.30	2.28	2.41	3.66	-	-	-



Item	Directional gain (dBi)							
	WLAN 2.4GHz	WLAN 5GHz UNII 1	WLAN 5GHz UNII 2A	WLAN 5GHz UNII 2C	WLAN 5GHz UNII 3	WLAN 6GHz		
						UNII 5	UNII7	UNII8
4T1S	6.24	5.90	5.76	5.94	5.78	5.66	5.48	5.92
4T2S	4.09	4.07	3.99	3.62	4.20	1.95	3.50	3.51
4T4S	4.09	4.07	3.99	3.62	4.20	1.95	3.50	3.51

Note 2: The above information (excepting gain) was declared by manufacturer.

Note 3: The antenna gain and directional gain are measured which follow the procedure of KDB 662911 D03.

Note 4: **For 2.4GHz function:**

For IEEE 802.11 b/g/n/VHT/ax/be (4TX/4RX):

Port 1, Port 2, Port 3 and Port 4 can be used as transmitting/receiving antenna.

Port 1, Port 2, Port 3 and Port 4 could transmit/receive simultaneously.

For 5GHz function:

For IEEE 802.11a/n/ac/ax/be (4TX/4RX):

Port 1, Port 2, Port 3 and Port 4 can be used as transmitting/receiving antenna.

Port 1, Port 2, Port 3 and Port 4 could transmit/receive simultaneously.

For 6GHz function:

For IEEE 802.11ax/be mode (4TX/4RX):

Port 1, Port 2, Port 3 and Port 4 can be used as transmitting/receiving antenna.

Port 1, Port 2, Port 3 and Port 4 could transmit/receive simultaneously.



1.1.3 Mode Test Duty Cycle

Mode	DC	DCF(dB)	T(s)	VBW(Hz) ≥ 1/T
802.11be EHT20-BF_Nss 1	0.954	0.2	3.105m	1k
802.11be EHT40-BF_Nss 1	0.962	0.17	4.675m	300
802.11be EHT80-BF_Nss 1	0.966	0.15	4.398m	300
802.11be EHT160-BF_Nss 1	0.953	0.21	5.144m	300
802.11be EHT320-BF_Nss 1	0.966	0.15	5.113m	300
802.11be EHT20-BF_Nss 2	0.962	0.17	4.624m	300
802.11be EHT40-BF_Nss 2	0.964	0.16	4.653m	300
802.11be EHT80-BF_Nss 2	0.971	0.13	5.134m	300
802.11be EHT160-BF_Nss 2	0.812	0.9	5.117m	300
802.11be EHT320-BF_Nss 2	0.969	0.14	5.123m	300

Note:
 ♦ DC is Duty Cycle.
 ♦ DCF is Duty Cycle Factor.

1.1.4 EUT Operational Condition

EUT Power Type	From power adapter			
Beamforming Function	<input checked="" type="checkbox"/>	With beamforming	<input type="checkbox"/>	Without beamforming
Device Type	<input checked="" type="checkbox"/>	Indoor Access Point	<input checked="" type="checkbox"/>	Subordinate
	<input type="checkbox"/>	Indoor Client	<input type="checkbox"/>	Standard Power Access Point
	<input type="checkbox"/>	Dual Client	<input type="checkbox"/>	Standard Client
	<input type="checkbox"/>	Fixed Client		
Channel Puncturing Function	<input type="checkbox"/>	Supported	<input checked="" type="checkbox"/>	Unsupported
Support RU	<input checked="" type="checkbox"/>	Full RU	<input type="checkbox"/>	Partial RU
Test Software Version	Others: access Mtool (ver 3.3.0.4) Beamforming: DOS [ver 6.1.7601]			
Software / Firmware Version for CBP	3.0.0.6.102_21797			

Note: The above information was declared by manufacturer.

1.1.5 Table for EUT supports function

Function	Type
AP Router	Master
Bridge	Slave without radar detection
Extender	Master
Mesh	Master

Note 1: From the above, after evaluating, AP Router was selected to test and record in the report.

Note 2: The above information was declared by manufacturer.



1.1.6 Table for Radio function

Radio	2.4GHz	5GHz UNII1~UNII3	6GHz UNII7~UNII8	6GHz UNII5
1	-	-	V	-
2	-	-	-	V
3	V	-	-	-
4	-	V	-	-

Note: The above information was declared by manufacturer.



1.2 Applicable Standards

According to the specifications of the manufacturer, the EUT must comply with the requirements of the following standards:

- ◆ 47 CFR FCC Part 15.407
- ◆ ANSI C63.10-2013
- ◆ FCC KDB 789033 D02 v02r01

The following reference test guidance is not within the scope of accreditation of TAF.

- ◆ FCC KDB 987594 D02 v02r01
- ◆ FCC KDB 662911 D03 v01
- ◆ FCC KDB 412172 D01 v01r01
- ◆ FCC KDB 414788 D01 v01r01

1.3 Testing Location Information

Testing Location Information	
Test Lab. : Sporton International Inc. Hsinchu Laboratory	
Hsinchu	ADD: No.8, Ln. 724, Bo'ai St., Zhubei City, Hsinchu County 302010, Taiwan (R.O.C.)
(TAF: 3787)	TEL: 886-3-656-9065 FAX: 886-3-656-9085
	Test site Designation No. TW3787 with FCC.
	Conformity Assessment Body Identifier (CABID) TW3787 with ISED.

Test Condition	Test Site No.	Test Engineer	Test Environment (°C / %)	Test Date
RF Conducted (For other tests)	TH02-CB	Kevin Huang	24.1-24.9 / 66-69	Aug. 01, 2023 ~ Aug. 30, 2023
Radiated < 1GHz	03CH06-CB	Gordon Hung	22.2-23.1 / 62-64	Jul. 08, 2023 ~ Sep. 07, 2023
Radiated > 1GHz	03CH01-CB		22.3-23.6 / 59-61	
	03CH04-CB		22.7-24 / 57-61	
AC Conduction	CO02-CB	Peter Wu	23-24 / 61-62	Aug. 15, 2023
RF Conducted (Contention-Based Protocol test)	DF02-CB	Sean Ku	24-24.7 / 63-66	Aug. 15, 2023 ~ Aug. 16, 2023



1.4 Measurement Uncertainty

ISO/IEC 17025 requires that an estimate of the measurement uncertainties associated with the emissions test results be included in the report. The measurement uncertainties given below are based on a 95% confidence level (based on a coverage factor (k=2))

Test Items	Uncertainty	Remark
Conducted Emission (150kHz ~ 30MHz)	3.4 dB	Confidence levels of 95%
Radiated Emission (9kHz ~ 30MHz)	3.7 dB	Confidence levels of 95%
Radiated Emission (30MHz ~ 1,000MHz)	5.1 dB	Confidence levels of 95%
Radiated Emission (1GHz ~ 18GHz)	4.1 dB	Confidence levels of 95%
Radiated Emission (18GHz ~ 40GHz)	4.2 dB	Confidence levels of 95%
Conducted Emission	3.1 dB	Confidence levels of 95%
Output Power Measurement	0.8 dB	Confidence levels of 95%
Power Density Measurement	3.1 dB	Confidence levels of 95%
Bandwidth Measurement	2.2%	Confidence levels of 95%



2 Test Configuration of EUT

2.1 Test Channel Mode

Mode
802.11be EHT20-BF_Nss1,(MCS0)_4TX
5955MHz
6195MHz
6415MHz
6595MHz
6695MHz
6875MHz Straddle 6.525-6.875GHz
6895MHz
6995MHz
7095MHz
802.11be EHT40-BF_Nss1,(MCS0)_4TX
5965MHz
6205MHz
6405MHz
6605MHz
6685MHz
6885MHz Straddle 6.525-6.875GHz
6925MHz
7005MHz
7085MHz
802.11be EHT80-BF_Nss1,(MCS0)_4TX
5985MHz
6225MHz
6385MHz
6625MHz
6705MHz
6785MHz
6865MHz Straddle 6.525-6.875GHz
6945MHz
7025MHz
802.11be EHT160-BF_Nss1,(MCS0)_4TX
6025MHz
6185MHz
6345MHz
6665MHz



Mode
6825MHz Straddle 6.525-6.875GHz
6985MHz
802.11be EHT320-BF_Nss1,(MCS0)_4TX
6105MHz
6265MHz Straddle 5.925-6.425GHz
6745MHz Straddle 6.525-6.875GHz
6905MHz
802.11be EHT20-BF_Nss2,(MCS0)_4TX
5955MHz
6195MHz
6415MHz
6595MHz
6695MHz
6875MHz Straddle 6.525-6.875GHz
6895MHz
6995MHz
7095MHz
802.11be EHT40-BF_Nss2,(MCS0)_4TX
5965MHz
6205MHz
6405MHz
6605MHz
6685MHz
6885MHz Straddle 6.525-6.875GHz
6925MHz
7005MHz
7085MHz
802.11be EHT80-BF_Nss2,(MCS0)_4TX
5985MHz
6225MHz
6385MHz
6625MHz
6705MHz
6785MHz
6865MHz Straddle 6.525-6.875GHz
6945MHz
7025MHz
802.11be EHT160-BF_Nss2,(MCS0)_4TX
6025MHz



Mode
6185MHz
6345MHz
6665MHz
6825MHz Straddle 6.525-6.875GHz
6985MHz
802.11be EHT320-BF_Nss2,(MCS0)_4TX
6105MHz
6265MHz Straddle 5.925-6.425GHz
6745MHz Straddle 6.525-6.875GHz
6905MHz

Note:

- ♦ Evaluated EHT20/EHT40/EHT80/EHT160/EHT320 mode only due to the similar modulation. The power setting of HEW20/HEW40/HEW80/HEW160 mode are the same or lower than EHT20/EHT40/EHT80/EHT160/EHT320.
- ♦ The EUT supports non-beamforming and beamforming modes, after evaluating, the beamforming mode has been selected to test.



2.2 The Worst Case Measurement Configuration

The Worst Case Mode for Following Conformance Tests	
Tests Item	AC power-line conducted emissions
Condition	AC power-line conducted measurement for line and neutral Test Voltage: 120Vac / 60Hz
Operating Mode	Normal Link
1	AP Router mode_EUT

The Worst Case Mode for Following Conformance Tests	
Tests Item	Emission Bandwidth Contention Based Protocol
Test Condition	Conducted measurement at transmit chains

The Worst Case Mode for Following Conformance Tests	
Tests Item	Maximum Equivalent Isotropically Radiated Power (E.I.R.P.) Peak Power Spectral Density (E.I.R.P.)
Test Condition	Radiated measurement If EUT consist of multiple antenna assembly (multiple antenna are used in EUT regardless of spatial multiplexing MIMO configuration), the radiated test should be performed with highest antenna gain of each antenna type.
Operating Mode	CTX After evaluating, the worst case was found at Z axis. So the measurement will follow this same test configuration.
1	EUT in Z axis



The Worst Case Mode for Following Conformance Tests	
Tests Item	Unwanted Emissions
Test Condition	Radiated measurement If EUT consist of multiple antenna assembly (multiple antenna are used in EUT regardless of spatial multiplexing MIMO configuration), the radiated test should be performed with highest antenna gain of each antenna type.
Operating Mode < 1GHz	CTX
	After evaluating, the worst case was found at Z axis. So the measurement will follow this same test configuration.
1	EUT in Z axis + WLAN 2.4GHz
2	EUT in Z axis + WLAN 5GHz
3	EUT in Z axis + WLAN 6GHz UNII 5
4	EUT in Z axis + WLAN 6GHz UNII 7-8
For operating mode 2 is the worst case and it was record in this test report.	
Operating Mode > 1GHz	CTX
	After evaluating, the worst case was found at Z axis. So the measurement will follow this same test configuration.
1	EUT in Z axis

The Worst Case Mode for Following Conformance Tests	
Tests Item	Emission MASK
Test Condition	Conducted measurement at transmit chains

The Worst Case Mode for Following Conformance Tests	
Tests Item	Simultaneous Transmission Analysis - Co-location RF Exposure Evaluation
Operating Mode	
1	WLAN 2.4GHz + WLAN 5GHz + WLAN 6GHz UNII 5 + WLAN 6GHz UNII 7/8
Refer to Sporton Test Report No.: FA321615 for Co-location RF Exposure Evaluation.	



2.3 EUT Operation during Test

For CTX Mode:

For Conducted Mode:

The EUT was programmed to be in continuously transmitting mode.

For Radiated Mode:

During the test, the following programs under WIN 7 were executed.

The program was executed as follows:

1. During the test, the EUT operation to normal function.
2. Executed command fixed test channel under DOS.
3. Executed "Lantest.exe" to link with the remote workstation to transmit and receive packet by Client and transmit duty cycle no less than 98%.

For Normal Link:

During the test, the EUT operation to normal function.



2.4 Accessories

Accessories				
Power	Brand Name	Model Name	Rating	Remark
Adapter	AcBel	ADD011	Input: 100-240V~ 1.7A, 50-60Hz Output: +19.5V, 3.33A, 65.0W MAX	With the DC cable: Non-shielded, 1.5m
Others				
RJ-45 cable*1: Shielded, 1.5m				
Power cord*1: Non-shielded, 0.9m				

2.5 Support Equipment

For AC Conduction:

Support Equipment				
No.	Equipment	Brand Name	Model Name	FCC ID
A	HDD3.0	Transcend	TS1TSJ25A3K	N/A
B	HDD3.0	Transcend	TS1TSJ25A3K	N/A
C	WAN/LAN1(2.5G) NB	DELL	E6430	N/A
D	2.5G LAN4 NB	DELL	E6430	N/A
E	2.4G NB	DELL	E6430	N/A
F	5G NB	DELL	E6430	N/A
G	6E-Low NB	DELL	E6430	N/A
H	6E-High NB	DELL	E6430	N/A
I	10G LAN PC	DELL	T3400	N/A
J	WAN/LAN1(10G) PC	DELL	T3400	N/A
K	1G LAN5 NB	DELL	E6430	N/A

For Radiated (below 1GHz):

Support Equipment				
No.	Equipment	Brand Name	Model Name	FCC ID
A	NB	DELL	E4300	N/A



For Radiated (above 1GHz) and RF Radiated (Maximum Equivalent Isotropically Radiated Power (E.I.R.P.) and Peak Power Spectral Density (E.I.R.P.):

Support Equipment				
No.	Equipment	Brand Name	Model Name	FCC ID
A	NB	DELL	E4300	N/A
B	Client	ASUS	RT-BE96U	MSQ-RTBE6G00
C	Client NB	DELL	E4300	N/A

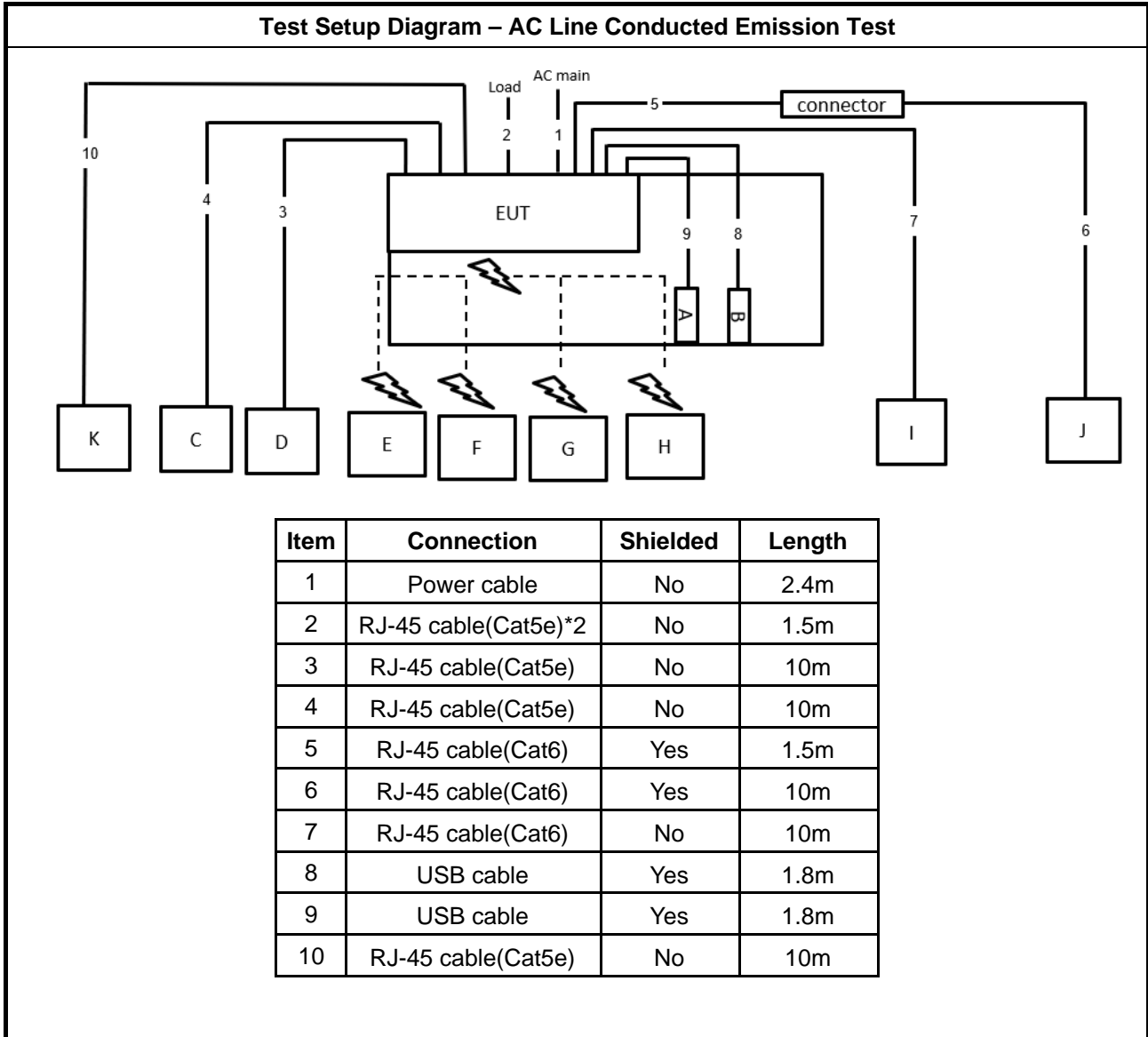
For RF Conducted (Other tests):

Support Equipment				
No.	Equipment	Brand Name	Model Name	FCC ID
A	NB	DELL	E4300	N/A

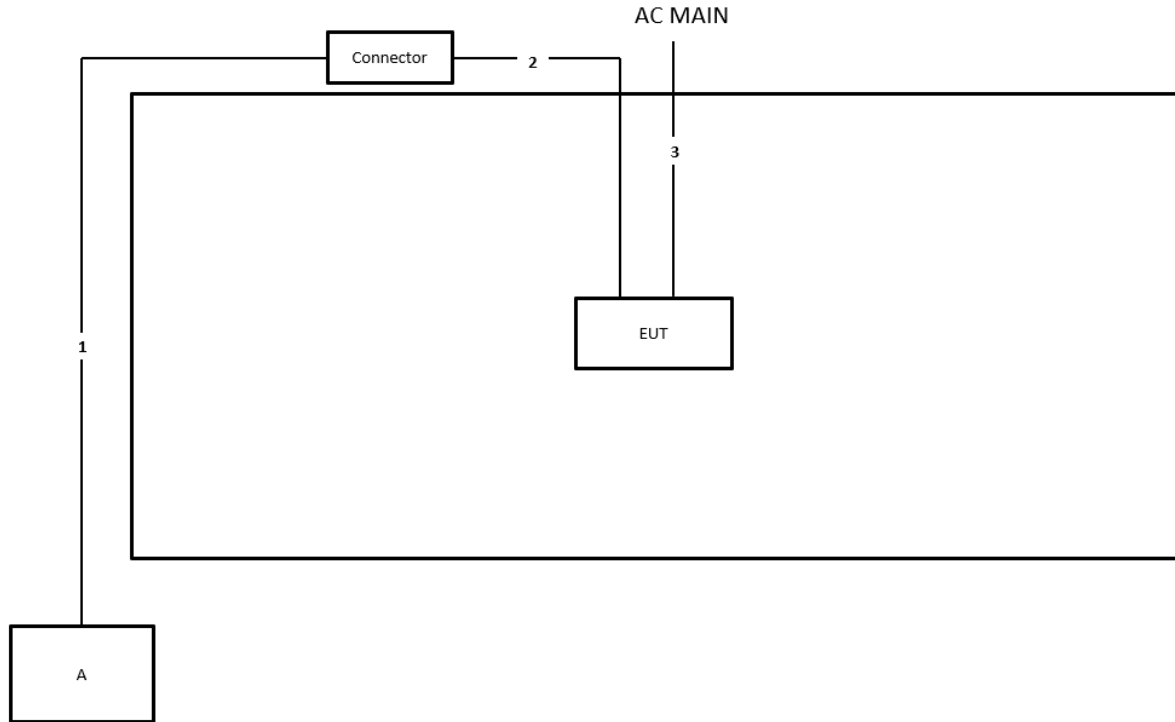
For RF Conducted (Contention Based Protocol test):

Support Equipment				
No.	Equipment	Brand Name	Model Name	FCC ID
A	NB	DELL	E6400	N/A
B	NB	DELL	E6230	N/A
C	WLAN AP(Client)	ASUS	GT-BE98 pro	MSQ-RTBE6M00

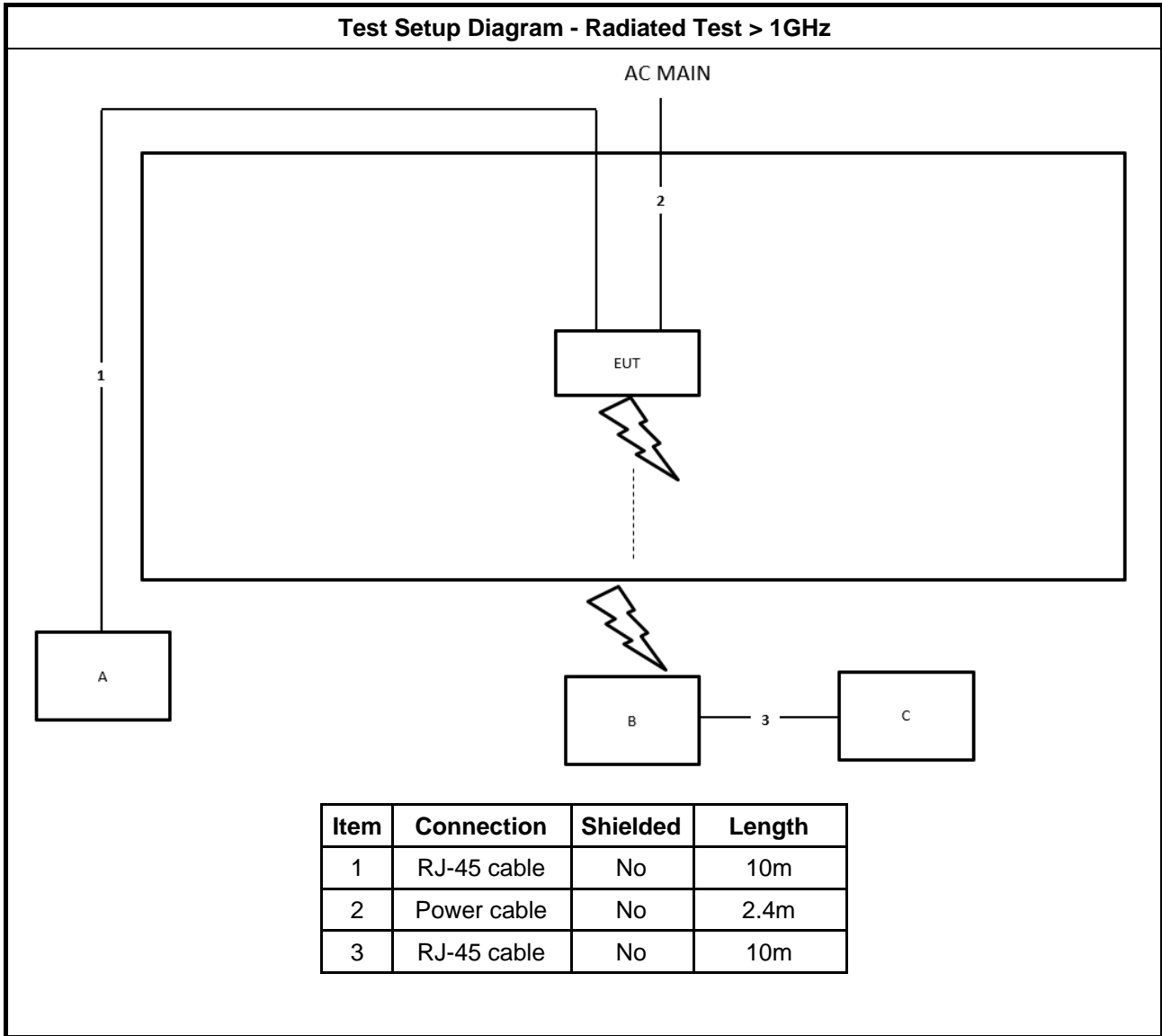
2.6 Test Setup Diagram



Test Setup Diagram - Radiated Test < 1GHz



Item	Connection	Shielded	Length
1	RJ-45 cable	No	10m
2	RJ-45 cable	Yes	1.5m
3	Power cable	No	2.4m





3 Transmitter Test Result

3.1 AC Power-line Conducted Emissions

3.1.1 AC Power-line Conducted Emissions Limit

AC Power-line Conducted Emissions Limit		
Frequency Emission (MHz)	Quasi-Peak	Average
0.15-0.5	66 - 56 *	56 - 46 *
0.5-5	56	46
5-30	60	50

Note 1: * Decreases with the logarithm of the frequency.

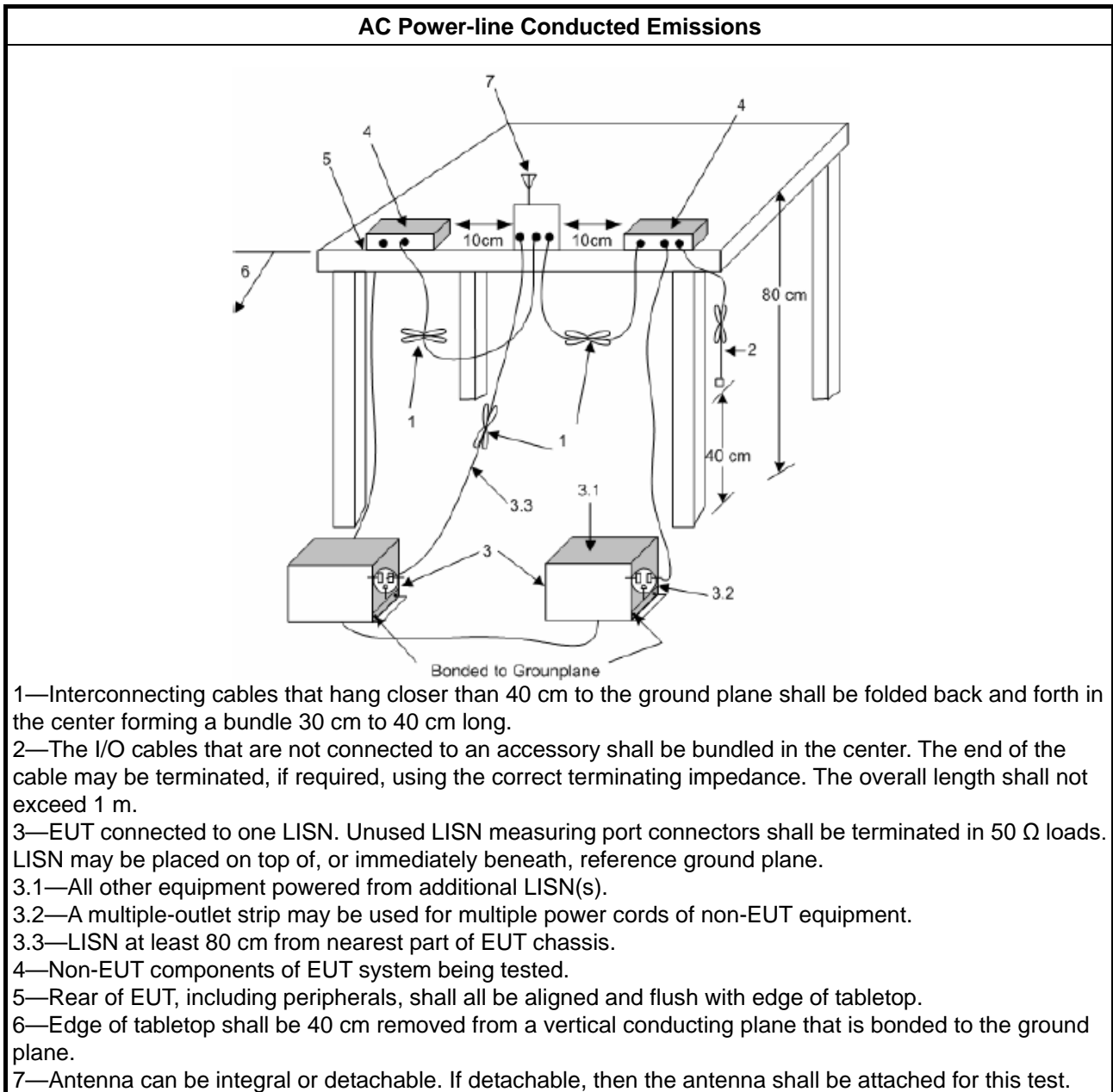
3.1.2 Measuring Instruments

Refer a test equipment and calibration data table in this test report.

3.1.3 Test Procedures

Test Method
<input checked="" type="checkbox"/> Refer as ANSI C63.10-2013, clause 6.2 for AC power-line conducted emissions.

3.1.4 Test Setup



3.1.5 Measurement Results Calculation

The measured Level is calculated using:

- a. Corrected Reading (dBuV) = LISN Factor + Cable Loss + Read Level = Level
- b. Margin = - Limit + (Read Level + LISN Factor + Cable Loss)

3.1.6 Test Result of AC Power-line Conducted Emissions

Refer as Appendix A

3.2 Emission Bandwidth

3.2.1 Emission Bandwidth Limit

Emission Bandwidth Limit	
UNII Devices	
<input checked="" type="checkbox"/>	For the 5925-6425 GHz band, N/A
<input type="checkbox"/>	For the 6425-6525 GHz band, N/A
<input checked="" type="checkbox"/>	For the 6525-6875 GHz band, N/A
<input checked="" type="checkbox"/>	For the 6875-7125 GHz band, N/A
RLAN Devices	
<input type="checkbox"/>	For the 5925-6425 GHz band, N/A
<input type="checkbox"/>	For the 6425-6525 GHz band, N/A
<input type="checkbox"/>	For the 6525-6875 GHz band, N/A
<input type="checkbox"/>	For the 6875-7125 GHz band, N/A

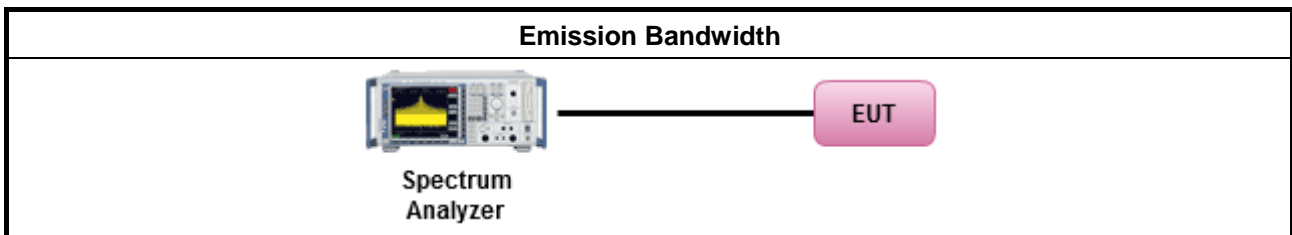
3.2.2 Measuring Instruments

Refer a test equipment and calibration data table in this test report.

3.2.3 Test Procedures

Test Method	
<ul style="list-style-type: none"> ▪ For the emission bandwidth shall be measured using one of the options below: 	
<input checked="" type="checkbox"/>	According to FCC KDB 987594 D02 clause II.C, measurement procedure shall refer to FCC KDB 789033 D02, clause C for EBW and clause D for OBW measurement.
<input type="checkbox"/>	Refer as ANSI C63.10, clause 6.9.1 for occupied bandwidth testing.
<input type="checkbox"/>	Refer as IC RSS-Gen, clause 4.6 for bandwidth testing.

3.2.4 Test Setup



3.2.5 Test Result of Emission Bandwidth

Refer as Appendix B



3.3 Maximum Equivalent Isotropically Radiated Power (E.I.R.P.)

3.3.1 Maximum Equivalent Isotropically Radiated Power (E.I.R.P.) Limit

Maximum Equivalent Isotropically Radiated Power (E.I.R.P.) Limit	
UNII Devices	
<input checked="" type="checkbox"/>	For the 5.925 ~ 6.425 GHz band:
<input type="checkbox"/>	<ul style="list-style-type: none"> ▪ For standard power access point and fixed client device : e.i.r.p < 36 dBm , For outdoor devices, the maximum e.i.r.p. at any elevation angle above 30 degrees not exceed 125 mW (21 dBm). ▪ For indoor access point : e.i.r.p < 30 dBm. ▪ For subordinate device control of an indoor access point : e.i.r.p < 30 dBm. ▪ For client device control of a standard power access point : e.i.r.p < 30 dBm. ▪ For client device control of an indoor access point : e.i.r.p < 24 dBm.
<input type="checkbox"/>	For the 6.425 ~ 6.525 GHz band:
<input type="checkbox"/>	<ul style="list-style-type: none"> ▪ For indoor access point : e.i.r.p < 30 dBm. ▪ For client device control of an indoor access point : e.i.r.p < 24 dBm.
<input checked="" type="checkbox"/>	For the 6.525 ~ 6.875 GHz band:
<input type="checkbox"/>	<ul style="list-style-type: none"> ▪ For standard power access point and fixed client device : e.i.r.p < 36 dBm , For outdoor devices, the maximum e.i.r.p. at any elevation angle above 30 degrees not exceed 125 mW (21 dBm). ▪ For indoor access point : e.i.r.p < 30 dBm. ▪ For subordinate device control of an indoor access point : e.i.r.p < 30 dBm. ▪ For client device control of a standard power access point : e.i.r.p < 30 dBm. ▪ For client device control of an indoor access point : e.i.r.p < 24 dBm.
<input checked="" type="checkbox"/>	For the 6.875 ~ 7.125 GHz band:
<input type="checkbox"/>	<ul style="list-style-type: none"> ▪ For indoor access point : e.i.r.p < 30 dBm. ▪ For client device control of an indoor access point : e.i.r.p < 24 dBm.
RLAN Devices	
<input type="checkbox"/>	For the 5.925 ~ 7.125 GHz band:
<input type="checkbox"/>	<ul style="list-style-type: none"> ▪ For low-power indoor access-points & indoor subordinate devices < 30 dBm . ▪ For low-power client devices < 24 dBm.
<input type="checkbox"/>	For the 5.925 ~ 6.875 GHz band:
<input type="checkbox"/>	<ul style="list-style-type: none"> ▪ For standard-power access points & fixed client devices < 36 dBm. ▪ For standard client devices < 30 dBm.



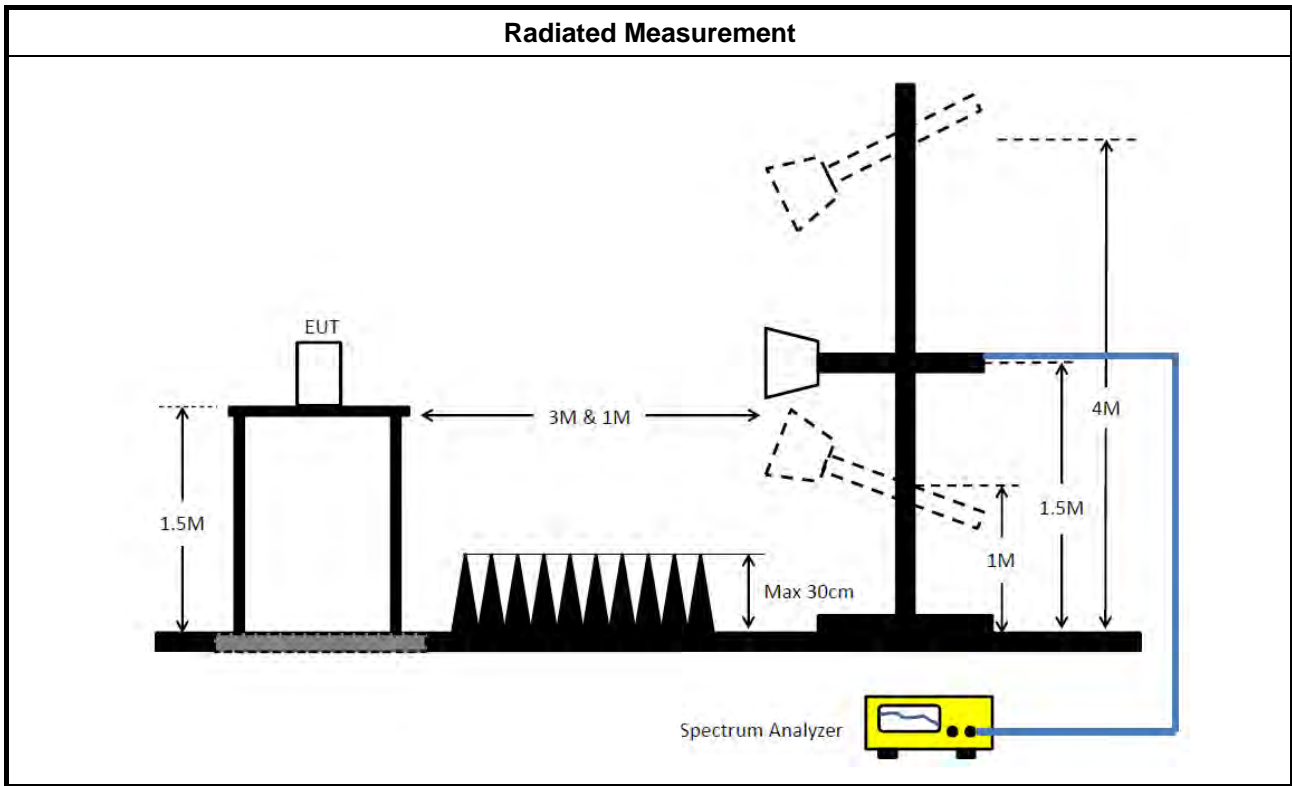
3.3.2 Measuring Instruments

Refer a test equipment and calibration data table in this test report.

3.3.3 Test Procedures

Test Method	
<ul style="list-style-type: none"> According to FCC KDB 987594 D02 clause II.E, the test measurement procedure shall refer to KDB 789033. 	
Average over on/off periods with duty factor	
<input checked="" type="checkbox"/>	Refer as FCC KDB 789033 D02, clause E Method SA-2 (spectral trace averaging). Spectrum analyzer setting: RBW/VBW : 1/3MHz ; Detector : RMS ; Trace mode : Average ; Sweep Count 100.
<input type="checkbox"/>	Refer as FCC KDB 789033 D02, clause E Method SA-2 Alt. (RMS detection with slow sweep speed)
Wideband RF power meter and average over on/off periods with duty factor	
<input type="checkbox"/>	Refer as FCC KDB 789033 D02, clause E Method PM-G (using an RF average power meter).
<input type="checkbox"/>	For conducted measurement.
<ul style="list-style-type: none"> If the EUT supports multiple transmit chains using options given below: Refer as FCC KDB 662911, In-band power measurements. Using the measure-and-sum approach, measured all transmit ports individually. Sum the power (in linear power units e.g., mW) of all ports for each individual sample and save them. 	
<ul style="list-style-type: none"> If multiple transmit chains, EIRP calculation could be following as methods: $P_{total} = P_1 + P_2 + \dots + P_n$ (calculated in linear unit [mW] and transfer to log unit [dBm]) $EIRP_{total} = P_{total} + DG$ 	
<input checked="" type="checkbox"/>	For radiated measurement.
<ul style="list-style-type: none"> Refer as FCC KDB 789033 D02 clause II A.1.F "Antenna-port Conducted versus Radiated Testing" 	
<ul style="list-style-type: none"> Refer as ANSI C63.10, clause 6.6 for radiated emissions above 1GHz. 	
<ul style="list-style-type: none"> Refer as FCC KDB 412172 D01 clause 2.2 for EIRP calculation. 	

3.3.4 Test Setup



3.3.5 Test Result of Maximum Equivalent Isotropically Radiated Power (E.I.R.P)

Refer as Appendix C



3.4 Peak Power Spectral Density (E.I.R.P.)

3.4.1 Peak Power Spectral Density (E.I.R.P.) Limit

Peak Power Spectral Density (E.I.R.P.) Limit	
UNII Devices	
<input checked="" type="checkbox"/>	For the 5.925 ~ 6.425 GHz band:
<input type="checkbox"/>	For the 6.425 ~ 6.525 GHz band:
<input checked="" type="checkbox"/>	For the 6.525 ~ 6.875 GHz band:
<input checked="" type="checkbox"/>	For the 6.875 ~ 7.125 GHz band:
RLAN Devices	
<input type="checkbox"/>	For the 5.925 ~ 7.125 GHz band:
<input type="checkbox"/>	For the 5.925 ~ 6.875 GHz band:

3.4.2 Measuring Instruments

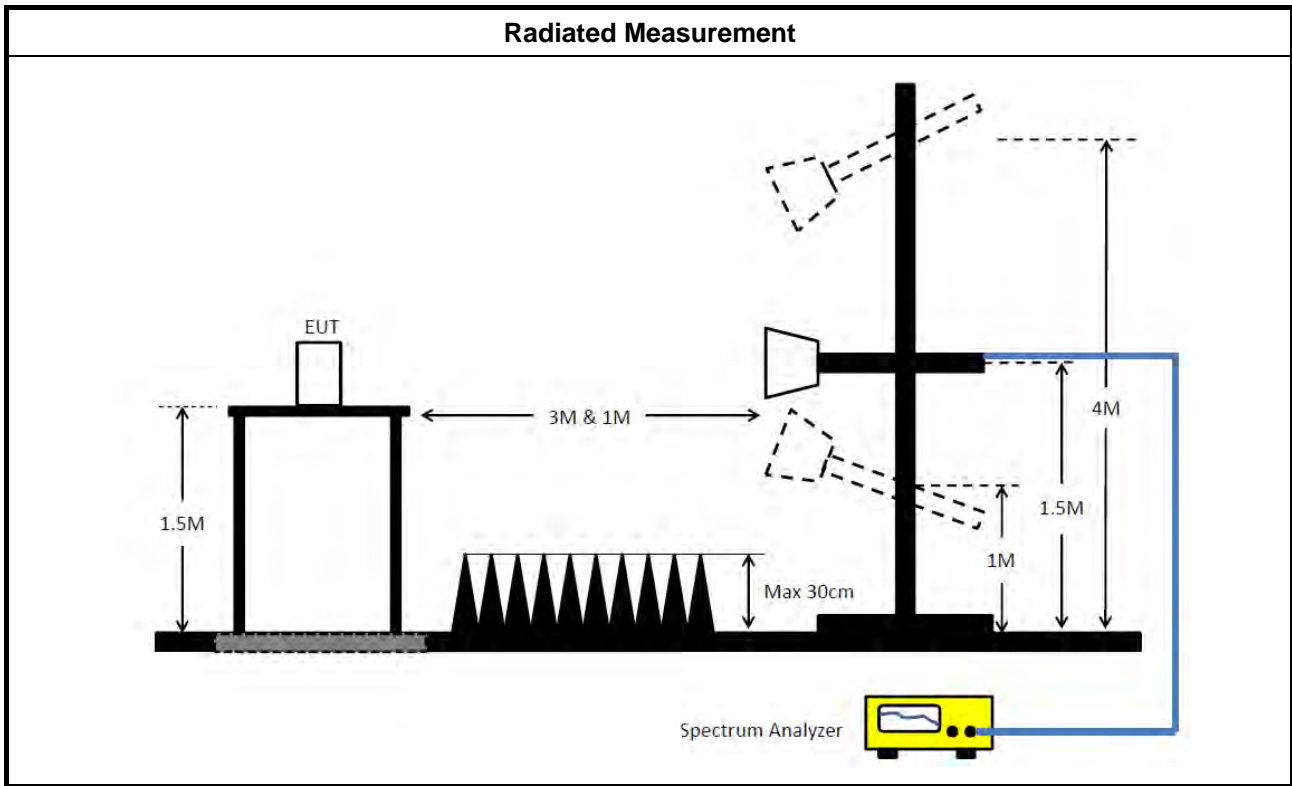
Refer a test equipment and calibration data table in this test report.



3.4.3 Test Procedures

Test Method	
	<ul style="list-style-type: none"> ▪ According to FCC KDB 987594 D02 clause II.F, the measurement procedure shall refer to KDB 789033. Peak power spectral density procedures that the same method as used to determine the conducted output power shall be used to determine the peak power spectral density and use the peak search function on the spectrum analyzer to find the peak of the spectrum. For the peak power spectral density shall be measured using below options:
<input type="checkbox"/>	Refer as FCC KDB 789033 D02, F)5) power spectral density can be measured using resolution bandwidths < 1 MHz provided that the results are integrated over 1 MHz bandwidth
	[duty cycle ≥ 98% or external video / power trigger]
<input checked="" type="checkbox"/>	Refer as FCC KDB 789033 D02, clause E Method SA-1 (spectral trace averaging).
<input type="checkbox"/>	Refer as FCC KDB 789033 D02, clause E Method SA-1 Alt. (RMS detection with slow sweep speed)
	duty cycle < 98% and average over on/off periods with duty factor
<input checked="" type="checkbox"/>	Refer as FCC KDB 789033 D02, clause E Method SA-2 (spectral trace averaging).
<input type="checkbox"/>	Refer as FCC KDB 789033 D02, clause E Method SA-2 Alt. (RMS detection with slow sweep speed)
<input type="checkbox"/>	For conducted measurement.
	<ul style="list-style-type: none"> ▪ If the EUT supports multiple transmit chains using options given below: <ul style="list-style-type: none"> <input type="checkbox"/> Option 1: Measure and sum the spectra across the outputs. Refer as FCC KDB 662911, In-band power spectral density (PSD). Sample all transmit ports simultaneously using a spectrum analyzer for each transmit port. Where the trace bin-by-bin of each transmit port summing can be performed. (i.e., in the first spectral bin of output 1 is summed with that in the first spectral bin of output 2 and that from the first spectral bin of output 3, and so on up to the NTX output to obtain the value for the first frequency bin of the summed spectrum.). Add up the amplitude (power) values for the different transmit chains and use this as the new data trace. <input type="checkbox"/> Option 2: Measure and sum spectral maxima across the outputs. With this technique, spectra are measured at each output of the device at the required resolution bandwidth. The maximum value (peak) of each spectrum is determined. These maximum values are then summed mathematically in linear power units across the outputs. These operations shall be performed separately over frequency spans that have different out-of-band or spurious emission limits, <input type="checkbox"/> Option 3: Measure and add 10 log(N) dB, where N is the number of transmit chains. Refer as FCC KDB 662911, In-band power spectral density (PSD). Performed at each transmit chains and each transmit chains shall be compared with the limit have been reduced with 10 log(N). Or each transmit chains shall be add 10 log(N) to compared with the limit. ▪ If multiple transmit chains, EIRP PPSD calculation could be following as methods: $PPSD_{total} = PPSD_1 + PPSD_2 + \dots + PPSD_n$ (calculated in linear unit [mW] and transfer to log unit [dBm]) $EIRP_{total} = PPSD_{total} + DG$
<input checked="" type="checkbox"/>	For radiated measurement.
	<ul style="list-style-type: none"> ▪ Refer as FCC KDB 789033 D02 clause II A.1.F "Antenna-port Conducted versus Radiated Testing" ▪ Refer as ANSI C63.10, clause 6.6 for radiated emissions above 1GHz. ▪ Refer as FCC KDB 412172 D01 clause 2.2 for EIRP calculation.

3.4.4 Test Setup



3.4.5 Test Result of Peak Power Spectral Density (E.I.R.P.)

Refer as Appendix D



3.5 Unwanted Emissions

3.5.1 Transmitter Unwanted Emissions Limit

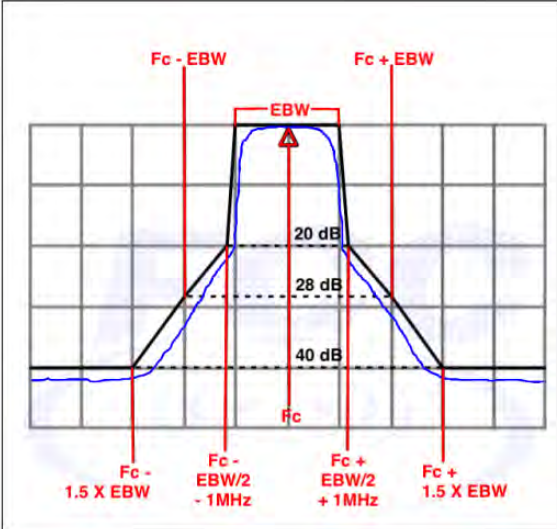
Unwanted emissions below 1 GHz and restricted band emissions above 1GHz limit			
Frequency Range (MHz)	Field Strength (uV/m)	Field Strength (dBuV/m)	Measure Distance (m)
0.009~0.490	2400/F(kHz)	48.5 - 13.8	300
0.490~1.705	24000/F(kHz)	33.8 - 23	30
1.705~30.0	30	29	30
30~88	100	40	3
88~216	150	43.5	3
216~960	200	46	3
Above 960	500	54	3

Note 1: Test distance for frequencies at or above 30 MHz, measurements may be performed at a distance other than the limit distance provided they are not performed in the near field and the emissions to be measured can be detected by the measurement equipment. When performing measurements at a distance other than that specified, the results shall be extrapolated to the specified distance using an extrapolation factor of 20 dB/decade (inverse of linear distance for field-strength measurements, inverse of linear distance-squared for power-density measurements).

Note 2: Test distance for frequencies at below 30 MHz, measurements may be performed at a distance closer than the EUT limit distance; however, an attempt should be made to avoid making measurements in the near field. When performing measurements below 30 MHz at a closer distance than the limit distance, the results shall be extrapolated to the specified distance by either making measurements at a minimum of two or more distances on at least one radial to determine the proper extrapolation factor or by using the square of an inverse linear distance extrapolation factor (40 dB/decade). The test report shall specify the extrapolation method used to determine compliance of the EUT.

Note 3: Using the distance of 1m during the test for above 18 GHz, and the test value to correct for the distance factor at 3m($20 \times \log(\text{standard distance}/\text{test distance}) = 20\log(3/1) = 9.54\text{dB}$).
 EX. Above 18GHz emission limit calculation (3m to 1m) = $54\text{dBuV/m at } 3\text{m} + 9.54\text{dB} = 63.54\text{ dBuV/m at } 1\text{m}$.

Un-restricted band emissions above 1GHz Limit	
Frequency	Limit
Any outside the 5.945 – 6.425 GHz and 6.525 – 7.125 GHz emission	e.i.r.p. -27 dBm [68.2 dBuV/m@3m] Note 1: Using the distance of 1m during the test for above 18 GHz, and the test value to correct for the distance factor at 3m($20 \times \log(\text{standard distance}/\text{test distance}) = 20\log(3/1) = 9.54\text{dB}$). EX. Above 18GHz emission limit calculation (3m to 1m) = $68.2\text{dBuV/m at } 3\text{m} + 9.54\text{dB} = 77.74\text{ dBuV/m at } 1\text{m}$. Note 2:-27 dBm EIRP OOBE is measured RMS which is a deviation from the current 15E rules for 5 GHz bands. In addition, 15.35(b) applies where the peak emissions must be limited to no more than 20 dB above the average limit.

Frequency	Emission MASK Limit
5.945 – 6.425 GHz 6.525 – 7.125 GHz	<p>Power spectral density must be suppressed by 20 dB at 1 MHz outside of channel edge, by 28 dB at one channel bandwidth from the channel center, and by 40 dB at one- and one-half times the channel bandwidth away from channel center. At frequencies between one megahertz outside an unlicensed device's channel edge and one channel bandwidth from the center of the channel, the limits must be linearly interpolated between 20 dB and 28 dB suppression, and at frequencies between one and one- and one-half times an unlicensed device's channel bandwidth, the limits must be linearly interpolated between 28 dB and 40 dB suppression. Emissions removed from the channel center by more than one- and one-half times the channel bandwidth must be suppressed by at least 40 dB.</p> 



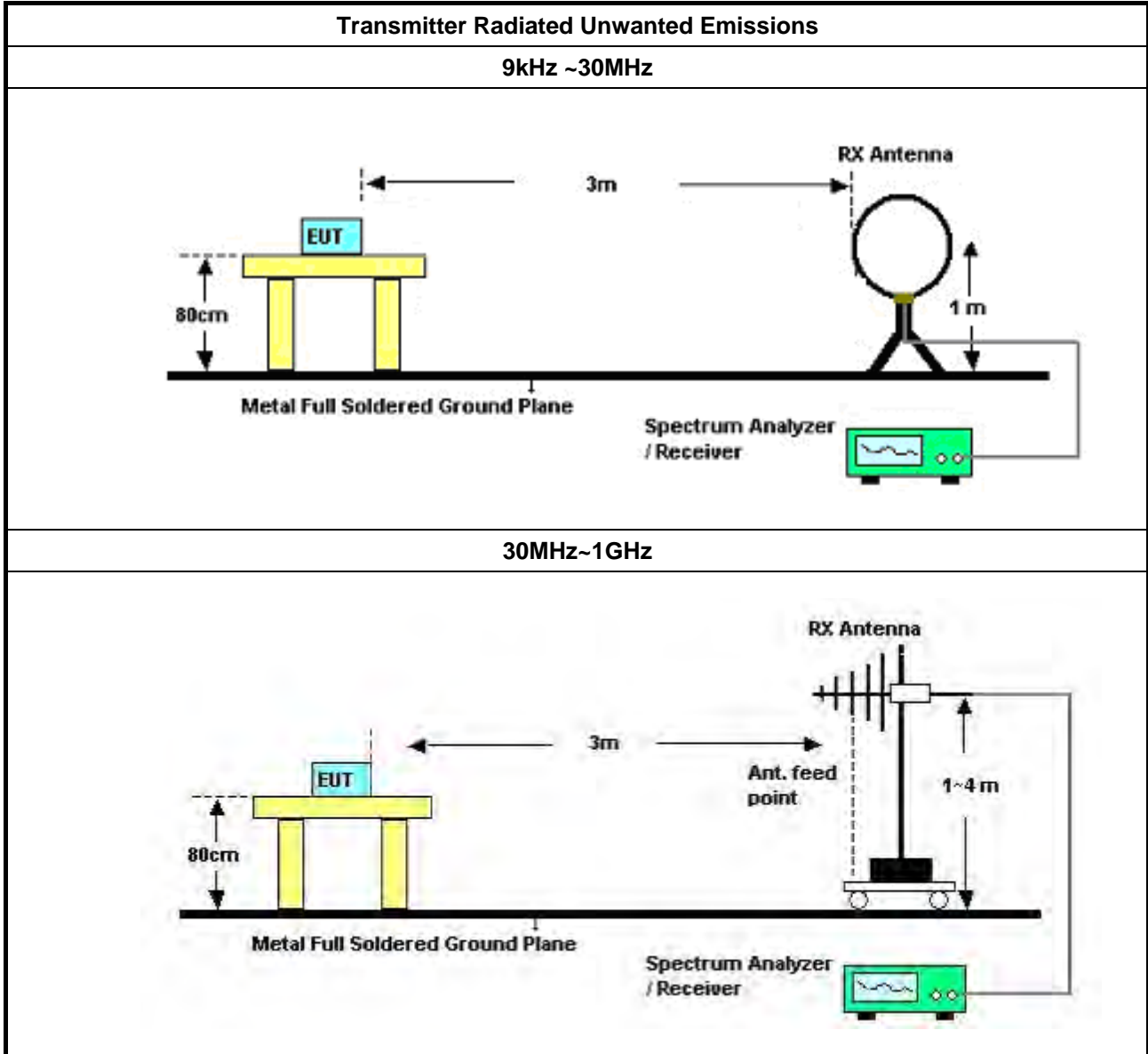
3.5.2 Measuring Instruments

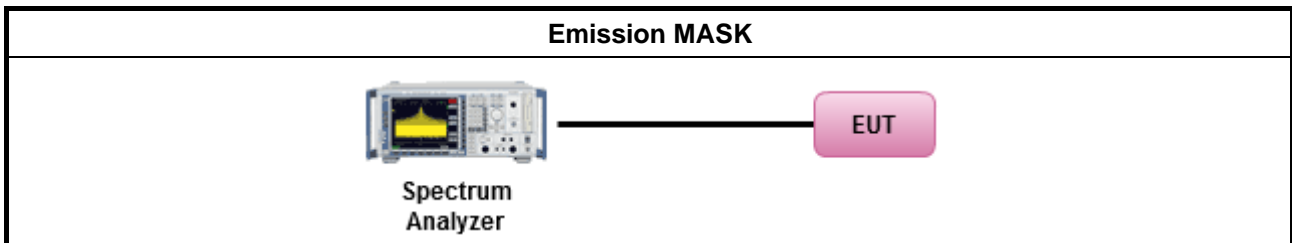
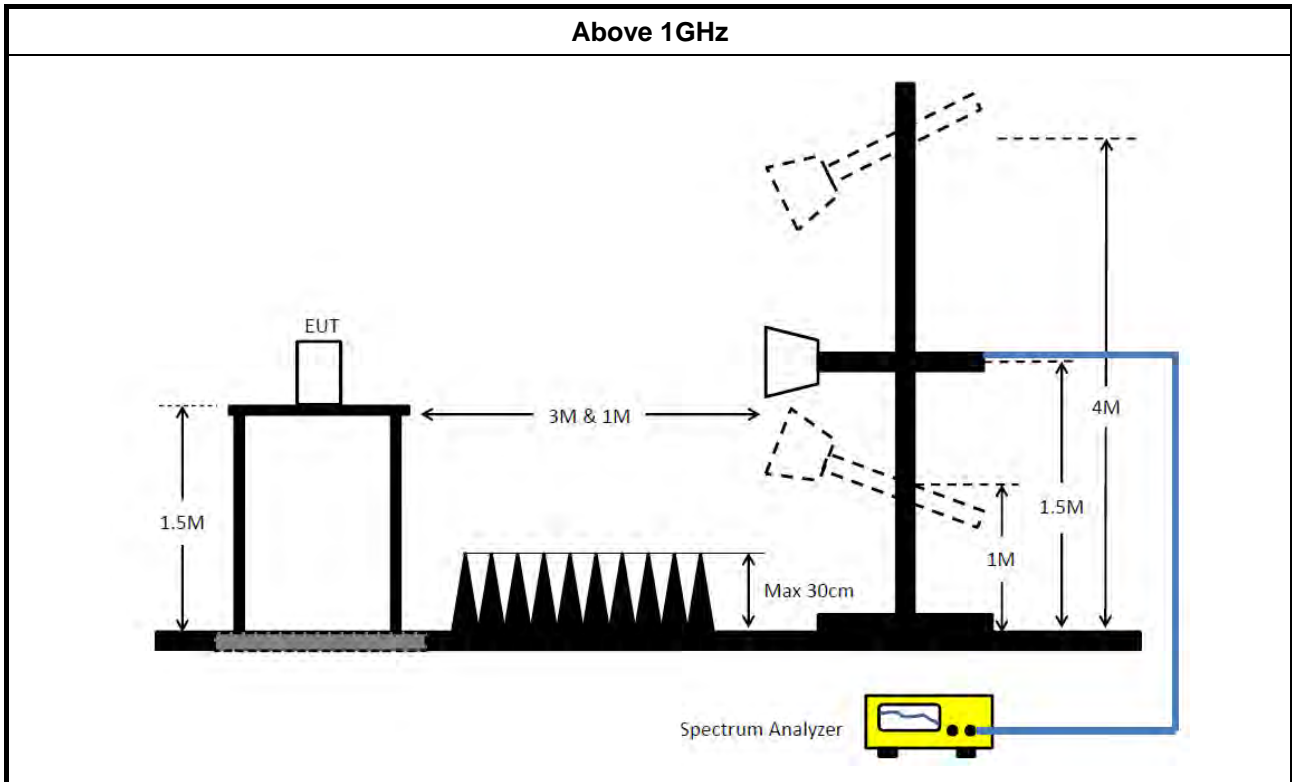
Refer a test equipment and calibration data table in this test report.

3.5.3 Test Procedures

Test Method	
<ul style="list-style-type: none"> ▪ According to FCC KDB 987594 D02 II.G. the unwanted emission measurement procedure shall refer to KDB 789300(except emission MASK). Measurements may be performed at a distance other than the limit distance provided they are not performed in the near field and the emissions to be measured can be detected by the measurement equipment. Measurements shall not be performed at a distance greater than 30 m for frequencies above 30 MHz, unless it can be further demonstrated that measurements at a distance of 30 m or less are impractical. When performing measurements at a distance other than that specified, the results shall be extrapolated to the specified distance using an extrapolation factor of 20 dB/decade (inverse of linear distance for field-strength measurements, inverse of linear distance-squared for power-density measurements). 	
<ul style="list-style-type: none"> ▪ The average emission levels shall be measured in [duty cycle ≥ 98 or duty factor]. 	
<ul style="list-style-type: none"> ▪ For the transmitter unwanted emissions shall be measured using following options below: 	
	<ul style="list-style-type: none"> ▪ Refer as FCC KDB 789033 D02, clause G)2) for unwanted emissions into non-restricted bands.
	<ul style="list-style-type: none"> ▪ Refer as FCC KDB 789033 D02, clause G)1) for unwanted emissions into restricted bands.
	<input checked="" type="checkbox"/> Refer as FCC KDB 789033 D02, G)6) Method AD (Trace Averaging). (For unrestricted band measurement)
	<input type="checkbox"/> Refer as FCC KDB 789033 D02, G)6) Method VB (Reduced VBW).
	<input checked="" type="checkbox"/> Refer as ANSI C63.10, clause 11.12.2.5.3 (Reduced VBW). VBW ≥ 1/T, where T is pulse time.(For restricted band average measurement)
	<input type="checkbox"/> Refer as ANSI C63.10, clause 7.5 average value of pulsed emissions.
	<input checked="" type="checkbox"/> Refer as FCC KDB 789033 D02, clause G)5) measurement procedure peak limit.
	<input type="checkbox"/> Refer as ANSI C63.10, clause 4.1.4.2.2 measurement procedure peak limit.
<ul style="list-style-type: none"> ▪ Refer as FCC KDB 789033 D02, clause G)3)d)ii) for Band edge Integration measurements. 	
<ul style="list-style-type: none"> ▪ For emission MASK shall be measured using following options below: 	
	<input checked="" type="checkbox"/> Refer as FCC KDB 987594 D02, J) In-Band Emissions
<ul style="list-style-type: none"> ▪ For radiated measurement. 	
	<ul style="list-style-type: none"> ▪ Refer as ANSI C63.10, clause 6.4 for radiated emissions below 30 MHz and test distance is 3m.
	<ul style="list-style-type: none"> ▪ Refer as ANSI C63.10, clause 6.5 for radiated emissions 30 MHz to 1 GHz and test distance is 3m.
	<ul style="list-style-type: none"> ▪ Refer as ANSI C63.10, clause 6.6 for radiated emissions above 1GHz.
<ul style="list-style-type: none"> ▪ The any unwanted emissions level shall not exceed the fundamental emission level. 	
<ul style="list-style-type: none"> ▪ All amplitude of spurious emissions that are attenuated by more than 20 dB below the permissible value has no need to be reported. 	

3.5.4 Test Setup





3.5.5 Measurement Results Calculation

The measured Level is calculated using:

Corrected Reading: Antenna factor (AF) + Cable loss (CL) + Read level (Raw) - Preamp factor (PA)(if applicable)
= Level

3.5.6 Transmitter Unwanted Emissions (Below 30MHz)

There is a comparison data of both open-field test site and alternative test site - semi-Anechoic chamber according to KDB414788 Radiated Test Site, and the result came out very similar.

All amplitude of spurious emissions that are attenuated by more than 20 dB below the permissible value has no need to be reported.

The radiated emissions were investigated from 9 kHz or the lowest frequency generated within the device, up to the 10th harmonic or 40 GHz, whichever is appropriate.

3.5.7 Test Result of Transmitter Unwanted Emissions

Refer as Appendix E

3.6 Contention Based Protocol

3.6.1 Contention Based Protocol Limit

EUT can detect an AWGN signal with 90% (or better) level of certainty.

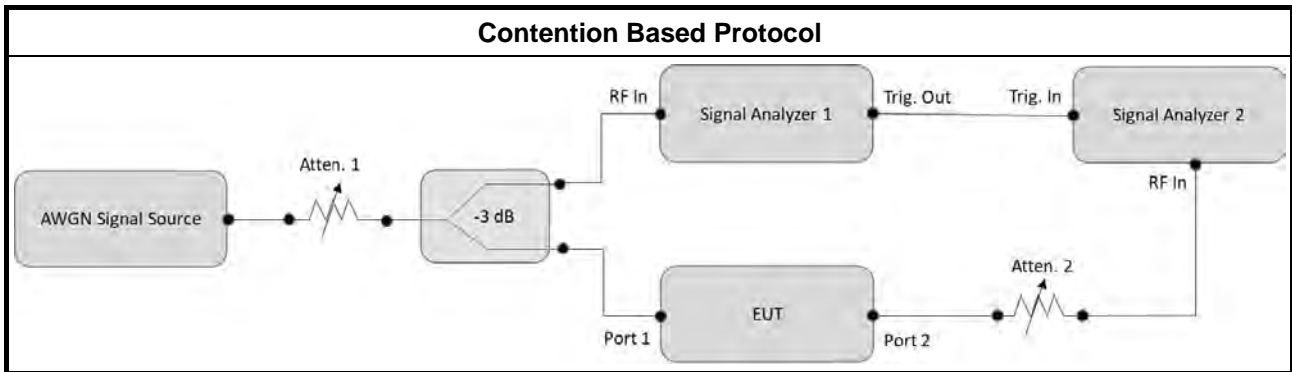
3.6.2 Measuring Instruments

Refer a test equipment and calibration data table in this test report.

3.6.3 Test Procedures

Test Method	
<input type="checkbox"/>	For Contention Based Protocol shall be measured using following options below:
<input checked="" type="checkbox"/>	Refer as FCC KDB 987594 D02, I) Contention Based Protocol.

3.6.4 Test Setup



3.6.5 Test Result of Contention Based Protocol

Refer as Appendix F



4 Test Equipment and Calibration Data

Instrument	Brand	Model No.	Serial No.	Characteristics	Calibration Date	Calibration Due Date	Remark
LISN	Schwarzbeck	NSLK 8127	8127650	9kHz ~ 30MHz	Apr. 06, 2023	Apr. 05, 2024	Conduction (CO02-CB)
LISN	Schwarzbeck	NSLK 8127	8127478	9kHz ~ 30MHz	Dec. 20, 2022	Dec. 19, 2023	Conduction (CO02-CB)
EMI Receiver	Agilent	N9038A	MY52260140	9kHz ~ 8.4GHz	May 18, 2023	May 17, 2024	Conduction (CO02-CB)
COND Cable	Woken	Cable	2	0.15MHz ~ 30MHz	Oct. 18, 2022	Oct. 17, 2023	Conduction (CO02-CB)
Pulse Limiter	Schwarzbeck	VTSD 9561F-N	00378	9kHz ~ 30MHz	Oct. 18, 2022	Oct. 17, 2023	Conduction (CO02-CB)
Software	SPORTON	SENSE	V5.10	-	N.C.R.	N.C.R.	Conduction (CO02-CB)
Spectrum analyzer	R&S	FSV40	101027	9kHz~40GHz	Aug. 15, 2022	Aug. 14, 2023	Conducted (TH02-CB)
Spectrum analyzer	R&S	FSV40	101027	9kHz~40GHz	Aug. 14, 2023	Aug. 13, 2024	Conducted (TH02-CB)
Power Sensor	Anritsu	MA2411B	1126203	300MHz~40GHz	Oct. 17, 2022	Oct. 16, 2023	Conducted (TH02-CB)
Power Meter	Anritsu	ML2495A	1210004	300MHz~40GHz	Oct. 17, 2022	Oct. 16, 2023	Conducted (TH02-CB)
RF Cable-high	Woken	RG402	High Cable-01	1 GHz – 18 GHz	Oct. 03, 2022	Oct. 02, 2023	Conducted (TH02-CB)
RF Cable-high	Woken	RG402	High Cable-02	1 GHz – 18 GHz	Oct. 03, 2022	Oct. 02, 2023	Conducted (TH02-CB)
RF Cable-high	Woken	RG402	High Cable-03	1 GHz – 18 GHz	Oct. 03, 2022	Oct. 02, 2023	Conducted (TH02-CB)
RF Cable-high	Woken	RG402	High Cable-04	1 GHz – 18 GHz	Oct. 03, 2022	Oct. 02, 2023	Conducted (TH02-CB)
RF Cable-high	Woken	RG402	High Cable-05	1 GHz – 18 GHz	Oct. 03, 2022	Oct. 02, 2023	Conducted (TH02-CB)
Switch	SPTCB	SP-SWI	SWI-02	1 GHz –26.5 GHz	Oct. 04, 2022	Oct. 03, 2023	Conducted (TH02-CB)
Test Software	SPORTON	SENSE	V5.10	-	N.C.R.	N.C.R.	Conducted (TH02-CB)
Loop Antenna	Teseq	HLA 6120	31244	9kHz - 30 MHz	Mar. 23, 2023	Mar. 22, 2024	Radiation (03CH06-CB)
3m Semi Anechoic Chamber NSA	TDK	SAC-3M	03CH06-CB	30 MHz ~ 1 GHz	Aug. 04, 2022	Aug. 03, 2023	Radiation (03CH06-CB)
3m Semi Anechoic Chamber NSA	TDK	SAC-3M	03CH06-CB	30 MHz ~ 1 GHz	Aug. 03, 2023	Aug. 02, 2024	Radiation (03CH06-CB)
Bilog Antenna with 6 dB attenuator	TESEQ & EMC I	CBL6112D & N-6-06	37878 & AT-N0606	20MHz ~ 2GHz	Jul. 31, 2022	Jul. 30, 2023	Radiation (03CH06-CB)
Bilog Antenna with 6 dB attenuator	TESEQ & EMC I	CBL6112D & N-6-06	37878 & AT-N0606	20MHz ~ 2GHz	Jul. 30, 2023	Jul. 29, 2024	Radiation (03CH06-CB)



Instrument	Brand	Model No.	Serial No.	Characteristics	Calibration Date	Calibration Due Date	Remark
Pre-Amplifier	Agilent	310N	187290	0.1MHz ~ 1GHz	Nov. 04, 2022	Nov. 03, 2023	Radiation (03CH06-CB)
Spectrum analyzer	R&S	FSP40	100080	9kHz~40GHz	Dec. 21, 2022	Dec. 20, 2023	Radiation (03CH06-CB)
EMI Test Receiver	R&S	ESCS	826547/017	9kHz ~ 2.75GHz	Jun. 13, 2023	Jun. 12, 2024	Radiation (03CH06-CB)
RF Cable-low	Woken	RG402	Low Cable-24+68	30MHz~1GHz	Oct. 03, 2022	Oct. 02, 2023	Radiation (03CH06-CB)
RF Cable-low	Woken	RG402	Low Cable-24+68	30MHz~1GHz	Aug. 15, 2023	Aug. 14, 2024	Radiation (03CH06-CB)
Test Software	SPORTON	SENSE	V5.10	-	N.C.R.	N.C.R.	Radiation (03CH06-CB)
3m Semi Anechoic Chamber VSWR	TDK	SAC-3M	03CH01-CB	1GHz ~18GHz 3m	May 05, 2023	May 04, 2024	Radiation (03CH01-CB)
Horn Antenna	ETS-LINDGREN	3115	00075790	750MHz ~ 18GHz	Nov. 04, 2022	Nov. 03, 2023	Radiation (03CH01-CB)
Horn Antenna	SCHWARZBECK	BBHA 9170	BBHA9170507	15GHz ~ 40GHz	Jun. 28, 2023	Jun. 27, 2024	Radiation (03CH01-CB)
Pre-Amplifier	Agilent	8449B	3008A02121	1GHz ~ 26.5GHz	May 18, 2023	May 17, 2024	Radiation (03CH01-CB)
Pre-Amplifier	SGH	SGH184	20221107-3	18GHz ~ 40GHz	Nov. 16, 2022	Nov. 15, 2023	Radiation (03CH01-CB)
Signal Analyzer	R&S	FSV3044	101437	10kHz ~ 44GHz	Nov. 29, 2022	Nov. 29, 2023	Radiation (03CH01-CB)
RF Cable-high	Woken	RG402	High Cable-16	1 GHz ~ 18 GHz	Oct. 03, 2022	Oct. 02, 2023	Radiation (03CH01-CB)
RF Cable-high	Woken	RG402	High Cable-16+17	1 GHz ~ 18 GHz	Oct. 03, 2022	Oct. 02, 2023	Radiation (03CH01-CB)
High Cable	Woken	WCA0929M	40G#5+6	1GHz ~ 40 GHz	Dec. 07, 2022	Dec. 06, 2023	Radiation (03CH01-CB)
High Cable	Woken	WCA0929M	40G#5	1GHz ~ 40 GHz	Dec. 07, 2022	Dec. 06, 2023	Radiation (03CH01-CB)
High Cable	Woken	WCA0929M	40G#6	1GHz ~ 40 GHz	Dec. 07, 2022	Dec. 06, 2023	Radiation (03CH01-CB)
Test Software	SPORTON	SENSE	V5.10	-	N.C.R.	N.C.R.	Radiation (03CH01-CB)
3m Semi Anechoic Chamber VSWR	TDK	SAC-3M	03CH04-CB	1GHz ~18GHz 3m	Feb. 23, 2023	Feb. 22, 2024	Radiation (03CH04-CB)
Horn Antenna	ETS · Lindgren	3115	00143147	750MHz~18GHz	Oct. 12, 2022	Oct. 11, 2023	Radiation (03CH04-CB)
Horn Antenna	SCHWARZBECK	BBHA 9170	BBHA9170507	15GHz ~ 40GHz	Jun. 28, 2023	Jun. 27, 2024	Radiation (03CH04-CB)
Pre-Amplifier	Agilent	83017A	MY53270063	0.5GHz ~ 26.5GHz	Jun. 30, 2023	Jun. 29, 2024	Radiation (03CH04-CB)
Pre-Amplifier	SGH	SGH184	20221107-3	18GHz ~ 40GHz	Nov. 16, 2022	Nov. 15, 2023	Radiation (03CH04-CB)
Spectrum Analyzer	R&S	FSP40	100142	9kHz~40GHz	Mar. 21, 2023	Mar. 20, 2024	Radiation (03CH04-CB)



Instrument	Brand	Model No.	Serial No.	Characteristics	Calibration Date	Calibration Due Date	Remark
RF Cable-high	Woken	RG402	High Cable-21	1GHz - 18GHz	Oct. 03, 2022	Oct. 02, 2023	Radiation (03CH04-CB)
RF Cable-high	Woken	RG402	High Cable-21+67	1GHz - 18GHz	Oct. 03, 2022	Oct. 02, 2023	Radiation (03CH04-CB)
High Cable	Woken	WCA0929M	40G#5+6	1GHz ~ 40 GHz	Dec. 07, 2022	Dec. 06, 2023	Radiation (03CH04-CB)
High Cable	Woken	WCA0929M	40G#5	1GHz ~ 40 GHz	Dec. 07, 2022	Dec. 06, 2023	Radiation (03CH04-CB)
High Cable	Woken	WCA0929M	40G#6	1GHz ~ 40 GHz	Dec. 07, 2022	Dec. 06, 2023	Radiation (03CH04-CB)
Test Software	SPORTON	SENSE	V5.10	-	N.C.R.	N.C.R.	Radiation (03CH04-CB)
Spectrum Analyzer	R&S	FSV40	101025	9kHz ~ 40GHz	Oct. 28, 2022	Oct. 27, 2023	Conducted (DF02-CB)
Signal generator	R&S	SMB100A	181239	1MHz-40GHz	Dec. 30, 2022	Dec. 29, 2023	Conducted (DF02-CB)
Vector Signal generator	R&S	SMW200A	109426	100kHz- 7.5GHz	Dec. 29, 2022	Dec. 28, 2023	Conducted (DF02-CB)
RF Power Divider	STI	2 Way	DV-2way -05	1GHz ~ 8GHz	Oct. 04, 2022	Oct. 03, 2023	Conducted (DF02-CB)
RF Power Divider	STI	2 Way	DV-2way -06	1GHz ~ 8GHz	Oct. 04, 2022	Oct. 03, 2023	Conducted (DF02-CB)
RF Power Divider	STI	2 Way	DV-2way -07	1GHz ~ 8GHz	Oct. 04, 2022	Oct. 03, 2023	Conducted (DF02-CB)
RF Power Divider	STI	2 Way	DV-2way -08	1GHz ~ 8GHz	Oct. 04, 2022	Oct. 03, 2023	Conducted (DF02-CB)
RF Cable-high	Woken	RG402	High Cable-01	1 GHz – 18 GHz	Oct. 03, 2022	Oct. 02, 2023	Conducted (DF02-CB)
RF Cable-high	Woken	RG402	High Cable-02	1 GHz – 18 GHz	Oct. 03, 2022	Oct. 02, 2023	Conducted (DF02-CB)
RF Cable-high	Woken	RG402	High Cable-03	1 GHz – 18 GHz	Oct. 03, 2022	Oct. 02, 2023	Conducted (DF02-CB)
RF Cable-high	Woken	RG402	High Cable-04	1 GHz – 18 GHz	Oct. 03, 2022	Oct. 02, 2023	Conducted (DF02-CB)
RF Cable-high	Woken	RG402	High Cable-05	1 GHz – 18 GHz	Oct. 03, 2022	Oct. 02, 2023	Conducted (DF02-CB)
100MS/s Digitizer	N.I	USB-5133	F65206	N/A	Mar. 17, 2023	Mar. 16, 2024	Conducted (DF02-CB)

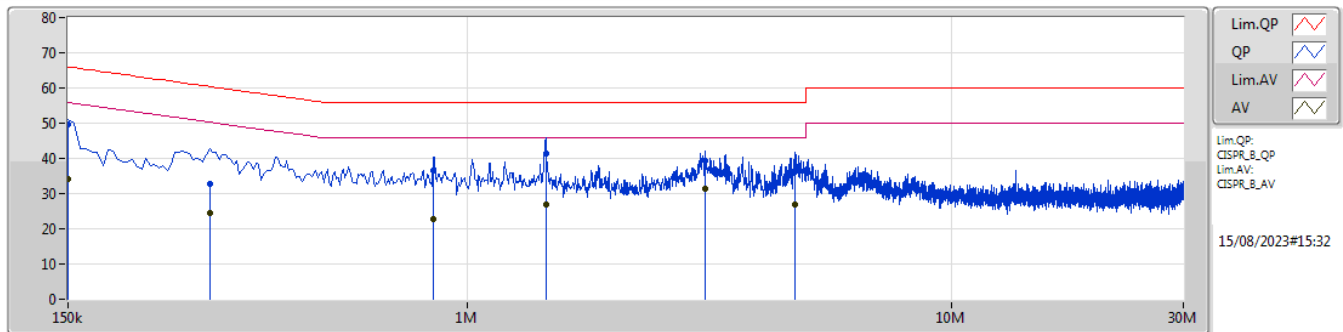
Note: Calibration Interval of instruments listed above is one year.
N.C.R means Non-Calibration required.



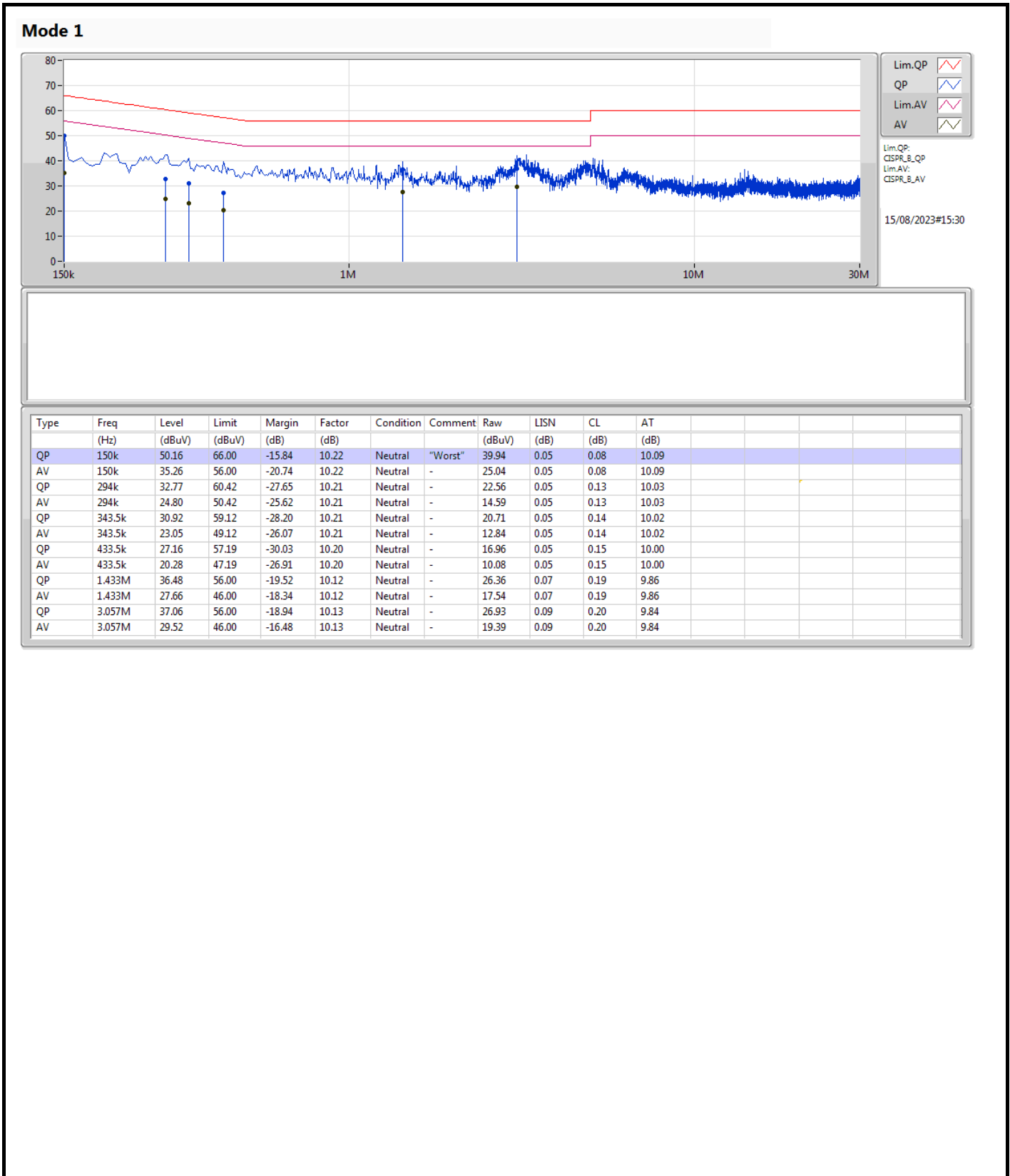
Summary

Mode	Result	Type	Freq (Hz)	Level (dBuV)	Limit (dBuV)	Margin (dB)	Condition
Mode 1	Pass	QP	1.451M	41.36	56.00	-14.64	Line

Mode 1



Type	Freq (Hz)	Level (dBuV)	Limit (dBuV)	Margin (dB)	Factor (dB)	Condition	Comment	Raw (dBuV)	LISN (dB)	CL (dB)	AT (dB)
QP	150k	49.78	66.00	-16.22	10.21	Line	-	39.57	0.04	0.08	10.09
AV	150k	34.01	56.00	-21.99	10.21	Line	-	23.80	0.04	0.08	10.09
QP	294k	32.88	60.42	-27.54	10.20	Line	-	22.68	0.04	0.13	10.03
AV	294k	24.47	50.42	-25.95	10.20	Line	-	14.27	0.04	0.13	10.03
QP	852k	36.48	56.00	-19.52	10.14	Line	-	26.34	0.05	0.17	9.92
AV	852k	22.90	46.00	-23.10	10.14	Line	-	12.76	0.05	0.17	9.92
QP	1.451M	41.36	56.00	-14.64	10.11	Line	"Worst"	31.25	0.06	0.19	9.86
AV	1.451M	27.02	46.00	-18.98	10.11	Line	-	16.91	0.06	0.19	9.86
QP	3.093M	39.45	56.00	-16.55	10.13	Line	-	29.32	0.09	0.20	9.84
AV	3.093M	31.32	46.00	-14.68	10.13	Line	-	21.19	0.09	0.20	9.84
QP	4.745M	36.27	56.00	-19.73	10.17	Line	-	26.10	0.12	0.20	9.85
AV	4.745M	27.00	46.00	-19.00	10.17	Line	-	16.83	0.12	0.20	9.85



Summary

Mode	Max-N dB (Hz)	Max-OBW (Hz)	ITU-Code	Min-N dB (Hz)	Min-OBW (Hz)
5.925-6.425GHz	-	-	-	-	-
802.11be EHT20-BF_Nss1,(MCS0)_4TX	21.615M	19.165M	19M2D1D	20.735M	18.916M
802.11be EHT20-BF_Nss2,(MCS0)_4TX	21.615M	19.14M	19M1D1D	20.68M	18.955M
802.11be EHT40-BF_Nss1,(MCS0)_4TX	39.93M	37.857M	37M9D1D	38.94M	37.531M
802.11be EHT40-BF_Nss2,(MCS0)_4TX	39.82M	37.847M	37M8D1D	39.38M	37.431M
802.11be EHT80-BF_Nss1,(MCS0)_4TX	81.18M	77.56M	77M6D1D	80.08M	76.832M
802.11be EHT80-BF_Nss2,(MCS0)_4TX	81.18M	77.395M	77M4D1D	80.08M	76.661M
802.11be EHT160-BF_Nss1,(MCS0)_4TX	163.68M	156.366M	156MD1D	161.48M	154.862M
802.11be EHT160-BF_Nss2,(MCS0)_4TX	163.24M	156.692M	157MD1D	161.92M	155.388M
802.11be EHT320-BF_Nss1,(MCS0)_4TX	323.84M	315.442M	315MD1D	323.84M	312.644M
802.11be EHT320-BF_Nss2,(MCS0)_4TX	324.72M	315.506M	316MD1D	323.84M	313.508M
6.525-6.875GHz	-	-	-	-	-
802.11be EHT20-BF_Nss1,(MCS0)_4TX	21.395M	19.149M	19M1D1D	20.57M	18.916M
802.11be EHT20-BF_Nss2,(MCS0)_4TX	21.395M	19.209M	19M2D1D	19.91M	18.849M
802.11be EHT40-BF_Nss1,(MCS0)_4TX	39.93M	37.807M	37M8D1D	39.16M	37.434M
802.11be EHT40-BF_Nss2,(MCS0)_4TX	39.71M	37.89M	37M9D1D	38.72M	37.395M
802.11be EHT80-BF_Nss1,(MCS0)_4TX	81.84M	77.562M	77M6D1D	79.86M	76.796M
802.11be EHT80-BF_Nss2,(MCS0)_4TX	81.4M	77.476M	77M5D1D	79.86M	75.901M
802.11be EHT160-BF_Nss1,(MCS0)_4TX	163.24M	156.804M	157MD1D	161.48M	155.781M
802.11be EHT160-BF_Nss2,(MCS0)_4TX	161.92M	157.124M	157MD1D	161.04M	155.714M
802.11be EHT320-BF_Nss1,(MCS0)_4TX	324.72M	316.401M	316MD1D	322.96M	313.086M
802.11be EHT320-BF_Nss2,(MCS0)_4TX	324.72M	314.87M	315MD1D	323.84M	311.525M
6.875-7.125GHz	-	-	-	-	-
802.11be EHT20-BF_Nss1,(MCS0)_4TX	21.67M	19.115M	19M1D1D	20.185M	18.915M
802.11be EHT20-BF_Nss2,(MCS0)_4TX	21.45M	19.194M	19M2D1D	19.58M	18.894M
802.11be EHT40-BF_Nss1,(MCS0)_4TX	39.93M	37.939M	37M9D1D	39.16M	37.585M
802.11be EHT40-BF_Nss2,(MCS0)_4TX	39.93M	37.924M	37M9D1D	38.72M	37.311M
802.11be EHT80-BF_Nss1,(MCS0)_4TX	80.96M	77.434M	77M4D1D	80.08M	76.811M
802.11be EHT80-BF_Nss2,(MCS0)_4TX	81.18M	77.606M	77M6D1D	80.08M	76.433M
802.11be EHT160-BF_Nss1,(MCS0)_4TX	162.8M	156.345M	156MD1D	161.92M	155.717M
802.11be EHT160-BF_Nss2,(MCS0)_4TX	162.36M	156.392M	156MD1D	161.48M	155.892M
802.11be EHT320-BF_Nss1,(MCS0)_4TX	323.84M	314.696M	315MD1D	322.96M	311.247M
802.11be EHT320-BF_Nss2,(MCS0)_4TX	324.72M	316.176M	316MD1D	322.96M	312.883M

Max-N dB = Maximum 6dB down bandwidth for 5.725-5.85GHz band / Maximum 26dB down bandwidth for other band;
 Max-OBW = Maximum 99% occupied bandwidth;
 Min-N dB = Minimum 6dB down bandwidth for 5.725-5.85GHz band / Maximum 26dB down bandwidth for other band;
 Min-OBW = Minimum 99% occupied bandwidth

Result

Mode	Result	Limit (Hz)	Port 1-N dB (Hz)	Port 1-OBW (Hz)	Port 2-N dB (Hz)	Port 2-OBW (Hz)	Port 3-N dB (Hz)	Port 3-OBW (Hz)	Port 4-N dB (Hz)	Port 4-OBW (Hz)
802.11be EHT20-BF_Nss1,(MCS0)_4TX	-	-	-	-	-	-	-	-	-	-
5955MHz	Pass	Inf	20.79M	19.14M	20.735M	19.04M	20.735M	18.966M	21.395M	18.991M
6195MHz	Pass	Inf	21.615M	19.04M	21.01M	18.966M	20.79M	18.991M	20.79M	19.065M
6415MHz	Pass	Inf	21.23M	19.165M	21.23M	18.941M	20.955M	18.916M	20.845M	18.916M
6595MHz	Pass	Inf	21.01M	19.149M	21.01M	18.994M	21.175M	19.059M	21.395M	19.016M
6695MHz	Pass	Inf	20.625M	19.03M	20.9M	19.056M	21.285M	18.993M	21.175M	18.916M
6875MHz	Pass	Inf	20.57M	19.042M	20.79M	19.108M	20.955M	18.95M	20.845M	18.986M
6895MHz	Pass	Inf	20.955M	18.991M	21.175M	19.115M	21.01M	19.015M	21.01M	18.991M
6995MHz	Pass	Inf	20.79M	19.015M	20.185M	18.941M	21.23M	19.015M	20.735M	18.966M
7095MHz	Pass	Inf	20.68M	18.966M	20.79M	18.916M	21.175M	19.04M	21.285M	19.09M
802.11be EHT40-BF_Nss1,(MCS0)_4TX	-	-	-	-	-	-	-	-	-	-
5965MHz	Pass	Inf	39.49M	37.619M	39.93M	37.639M	39.82M	37.632M	39.38M	37.726M
6205MHz	Pass	Inf	39.38M	37.644M	38.94M	37.646M	39.82M	37.721M	39.6M	37.647M
6405MHz	Pass	Inf	39.71M	37.64M	39.05M	37.857M	39.93M	37.531M	39.71M	37.796M
6605MHz	Pass	Inf	39.82M	37.667M	39.27M	37.749M	39.49M	37.509M	39.6M	37.631M
6685MHz	Pass	Inf	39.16M	37.783M	39.49M	37.675M	39.82M	37.595M	39.93M	37.434M
6885MHz	Pass	Inf	39.16M	37.709M	39.93M	37.637M	39.6M	37.721M	39.93M	37.807M
6925MHz	Pass	Inf	39.93M	37.61M	39.93M	37.702M	39.82M	37.925M	39.6M	37.728M
7005MHz	Pass	Inf	39.16M	37.585M	39.71M	37.645M	39.27M	37.666M	39.27M	37.658M
7085MHz	Pass	Inf	39.49M	37.939M	39.71M	37.782M	39.49M	37.642M	39.82M	37.747M
802.11be EHT80-BF_Nss1,(MCS0)_4TX	-	-	-	-	-	-	-	-	-	-
5985MHz	Pass	Inf	80.52M	77.042M	80.08M	76.953M	80.3M	77.25M	80.52M	77.013M
6225MHz	Pass	Inf	81.18M	76.832M	80.08M	77.041M	80.3M	77.193M	80.3M	76.991M
6385MHz	Pass	Inf	80.52M	77.134M	80.52M	77.368M	80.96M	77.56M	80.08M	76.852M
6625MHz	Pass	Inf	80.08M	77.469M	80.96M	77.28M	81.84M	77.347M	80.96M	77.433M
6705MHz	Pass	Inf	80.08M	77.135M	80.96M	77.248M	80.96M	77.059M	80.3M	76.992M
6785MHz	Pass	Inf	80.08M	77.416M	79.86M	76.991M	81.62M	76.796M	80.08M	77.562M
6865MHz	Pass	Inf	81.84M	76.83M	80.08M	77.065M	80.52M	77.235M	81.62M	77.333M
6945MHz	Pass	Inf	80.96M	77.074M	80.3M	77.334M	80.08M	76.944M	80.08M	77.268M
7025MHz	Pass	Inf	80.3M	77.434M	80.74M	77.268M	80.96M	76.811M	80.96M	76.893M
802.11be EHT160-BF_Nss1,(MCS0)_4TX	-	-	-	-	-	-	-	-	-	-
6025MHz	Pass	Inf	161.92M	155.839M	161.48M	154.862M	161.92M	155.924M	163.24M	155.271M
6185MHz	Pass	Inf	162.8M	155.896M	163.68M	156.183M	163.68M	156.366M	162.8M	155.878M
6345MHz	Pass	Inf	162.8M	155.322M	161.92M	156.322M	161.48M	156.122M	161.92M	155.722M
6665MHz	Pass	Inf	162.8M	155.781M	161.92M	156.269M	163.24M	156.056M	161.48M	156.804M
6825MHz	Pass	Inf	161.92M	155.987M	163.24M	156.646M	161.92M	156.263M	162.36M	156.168M
6985MHz	Pass	Inf	162.36M	156.345M	161.92M	155.717M	161.92M	156.322M	162.8M	156.275M
802.11be EHT320-BF_Nss1,(MCS0)_4TX	-	-	-	-	-	-	-	-	-	-
6105MHz	Pass	Inf	323.84M	313.559M	323.84M	314.131M	323.84M	314.494M	323.84M	313.661M
6265MHz	Pass	Inf	323.84M	315.442M	323.84M	312.644M	323.84M	315.442M	323.84M	315.042M
6745MHz	Pass	Inf	322.96M	315.13M	323.84M	314.384M	323.84M	316.401M	324.72M	313.086M
6905MHz	Pass	Inf	323.84M	314.696M	323.84M	311.247M	322.96M	311.789M	323.84M	314.091M
802.11be EHT20-BF_Nss2,(MCS0)_4TX	-	-	-	-	-	-	-	-	-	-
5955MHz	Pass	Inf	20.955M	19.097M	21.45M	18.955M	20.845M	19.035M	20.79M	19.06M
6195MHz	Pass	Inf	21.23M	18.991M	21.615M	19.09M	21.45M	19.09M	21.285M	18.991M
6415MHz	Pass	Inf	21.01M	19.14M	21.175M	19.04M	21.395M	19.065M	20.68M	19.015M
6595MHz	Pass	Inf	21.395M	18.966M	20.9M	18.991M	20.735M	18.966M	20.9M	18.991M
6695MHz	Pass	Inf	20.24M	19.112M	20.185M	19.209M	19.965M	18.999M	21.01M	19.011M
6875MHz	Pass	Inf	21.12M	18.91M	19.91M	19.065M	20.57M	18.894M	20.79M	18.849M
6895MHz	Pass	Inf	21.45M	18.991M	20.57M	18.966M	21.12M	19.04M	20.68M	18.991M
6995MHz	Pass	Inf	20.57M	19M	20.625M	18.921M	20.79M	19.049M	20.185M	19.065M
7095MHz	Pass	Inf	21.01M	18.936M	20.405M	18.894M	20.02M	18.943M	20.35M	18.967M
802.11be EHT40-BF_Nss2,(MCS0)_4TX	-	-	-	-	-	-	-	-	-	-
5965MHz	Pass	Inf	39.38M	37.78M	39.71M	37.431M	39.49M	37.599M	39.71M	37.615M
6205MHz	Pass	Inf	39.38M	37.847M	39.49M	37.673M	39.71M	37.584M	39.71M	37.716M

Mode	Result	Limit (Hz)	Port 1-N dB (Hz)	Port 1-OBW (Hz)	Port 2-N dB (Hz)	Port 2-OBW (Hz)	Port 3-N dB (Hz)	Port 3-OBW (Hz)	Port 4-N dB (Hz)	Port 4-OBW (Hz)
6405MHz	Pass	Inf	39.38M	37.665M	39.82M	37.696M	39.6M	37.698M	39.49M	37.751M
6605MHz	Pass	Inf	39.05M	37.89M	38.72M	37.395M	39.27M	37.796M	39.71M	37.468M
6685MHz	Pass	Inf	39.6M	37.663M	38.72M	37.608M	38.94M	37.808M	39.38M	37.804M
6885MHz	Pass	Inf	38.83M	37.884M	39.27M	37.649M	39.16M	37.788M	39.71M	37.748M
6925MHz	Pass	Inf	39.71M	37.924M	38.94M	37.666M	39.49M	37.704M	39.05M	37.791M
7005MHz	Pass	Inf	39.71M	37.899M	39.49M	37.311M	38.72M	37.778M	38.94M	37.845M
7085MHz	Pass	Inf	39.93M	37.736M	39.16M	37.704M	39.05M	37.697M	39.05M	37.777M
802.11be EHT80-BF_Nss2,(MCS0)_4TX	-	-	-	-	-	-	-	-	-	-
5985MHz	Pass	Inf	80.52M	77.083M	80.96M	77.243M	80.3M	76.661M	80.3M	77.166M
6225MHz	Pass	Inf	81.18M	77.283M	80.3M	77.28M	80.96M	76.695M	80.52M	76.973M
6385MHz	Pass	Inf	80.3M	77.07M	81.18M	77.395M	80.08M	76.967M	80.3M	76.797M
6625MHz	Pass	Inf	79.86M	77.084M	80.08M	77.353M	80.08M	76.853M	80.3M	77.035M
6705MHz	Pass	Inf	80.08M	77.476M	79.86M	75.901M	80.3M	76.69M	80.52M	77.159M
6785MHz	Pass	Inf	79.86M	76.799M	80.08M	76.998M	80.3M	77.088M	80.74M	77.042M
6865MHz	Pass	Inf	80.3M	77.259M	80.3M	77.029M	81.4M	77.023M	80.08M	77.09M
6945MHz	Pass	Inf	80.08M	77.606M	80.08M	77.025M	81.18M	77.408M	80.3M	77.408M
7025MHz	Pass	Inf	80.08M	76.894M	80.52M	76.433M	80.08M	76.524M	80.08M	76.493M
802.11be EHT160-BF_Nss2,(MCS0)_4TX	-	-	-	-	-	-	-	-	-	-
6025MHz	Pass	Inf	163.24M	155.71M	161.92M	155.746M	161.92M	156.14M	161.92M	155.815M
6185MHz	Pass	Inf	161.92M	155.756M	161.92M	156.643M	162.36M	155.388M	161.92M	156.217M
6345MHz	Pass	Inf	161.92M	155.739M	161.92M	156.692M	161.92M	155.854M	161.92M	156.386M
6665MHz	Pass	Inf	161.92M	157.124M	161.92M	155.856M	161.92M	156.071M	161.48M	156.555M
6825MHz	Pass	Inf	161.48M	155.841M	161.04M	156.146M	161.92M	155.714M	161.92M	155.743M
6985MHz	Pass	Inf	161.92M	156.392M	161.48M	155.892M	161.92M	156.211M	162.36M	156.379M
802.11be EHT320-BF_Nss2,(MCS0)_4TX	-	-	-	-	-	-	-	-	-	-
6105MHz	Pass	Inf	323.84M	314.127M	323.84M	313.984M	323.84M	313.758M	324.72M	313.508M
6265MHz	Pass	Inf	323.84M	314.776M	323.84M	314.309M	323.84M	315.506M	324.72M	314.785M
6745MHz	Pass	Inf	324.72M	314.361M	323.84M	314.87M	323.84M	314.745M	323.84M	311.525M
6905MHz	Pass	Inf	322.96M	316.176M	322.96M	312.883M	323.84M	314.753M	324.72M	315.499M

Port X-N dB = Port X 6dB down bandwidth for 5.725-5.85GHz band / 26dB down bandwidth for other band
Port X-OBW = Port X 99% occupied bandwidth

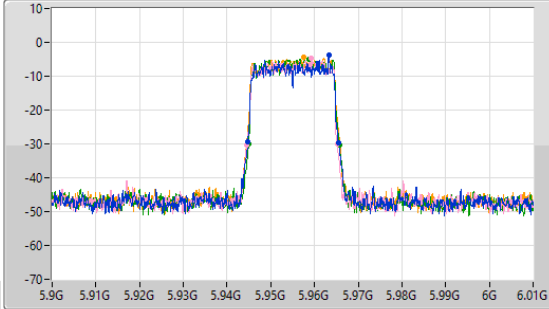
5.925-6.425GHz_802.11be EHT20-BF_Nss1,(MCS0)_4TX

EBW

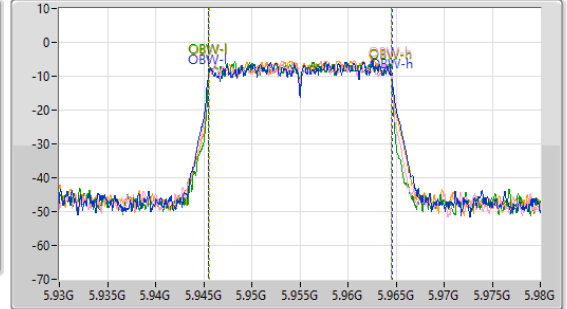
5955MHz

07/08/2023

CF (Hz)
5.955G
Span (Hz)
110M
RBW (Hz)
200k
VBW (Hz)
1M
Sweep Time (s)
66.4u
Detector Type
Peak



CF (Hz)
5.955G
Span (Hz)
50M
RBW (Hz)
200k
VBW (Hz)
1M
Sweep Time (s)
28.5u
Detector Type
Peak



Port 1
Port 2
Port 3
Port 4

26dB(Hz)	Fl-26dB(Hz)	Fh-26dB(Hz)	OBW(Hz)	Fl-OBW(Hz)	Fh-OBW(Hz)	Limit(Hz)	Port
20.79M	5.944715G	5.965505G	19.14M	5.945455G	5.964595G	Inf	1
20.735M	5.944495G	5.96523G	19.04M	5.94548G	5.96452G	Inf	2
20.735M	5.944935G	5.96567G	18.966M	5.94553G	5.964495G	Inf	3
21.395M	5.94444G	5.965835G	18.991M	5.945555G	5.964545G	Inf	4

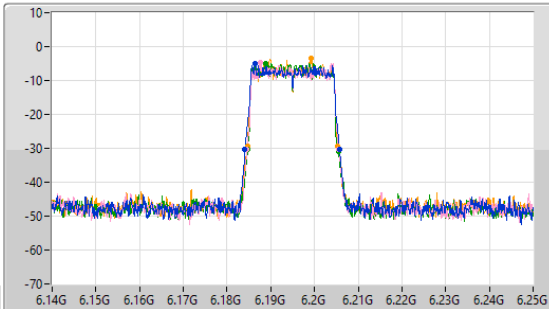
5.925-6.425GHz_802.11be EHT20-BF_Nss1,(MCS0)_4TX

EBW

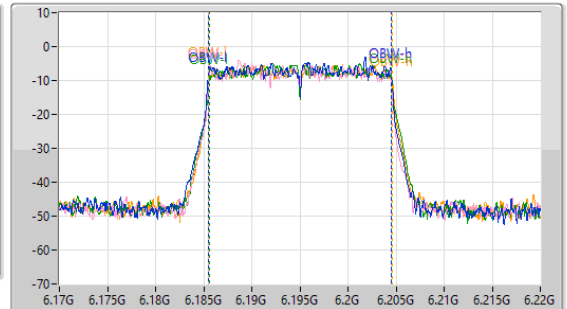
6195MHz

07/08/2023

CF (Hz)
6.195G
Span (Hz)
110M
RBW (Hz)
200k
VBW (Hz)
1M
Sweep Time (s)
66.4u
Detector Type
Peak



CF (Hz)
6.195G
Span (Hz)
50M
RBW (Hz)
200k
VBW (Hz)
1M
Sweep Time (s)
28.5u
Detector Type
Peak



Port 1
Port 2
Port 3
Port 4

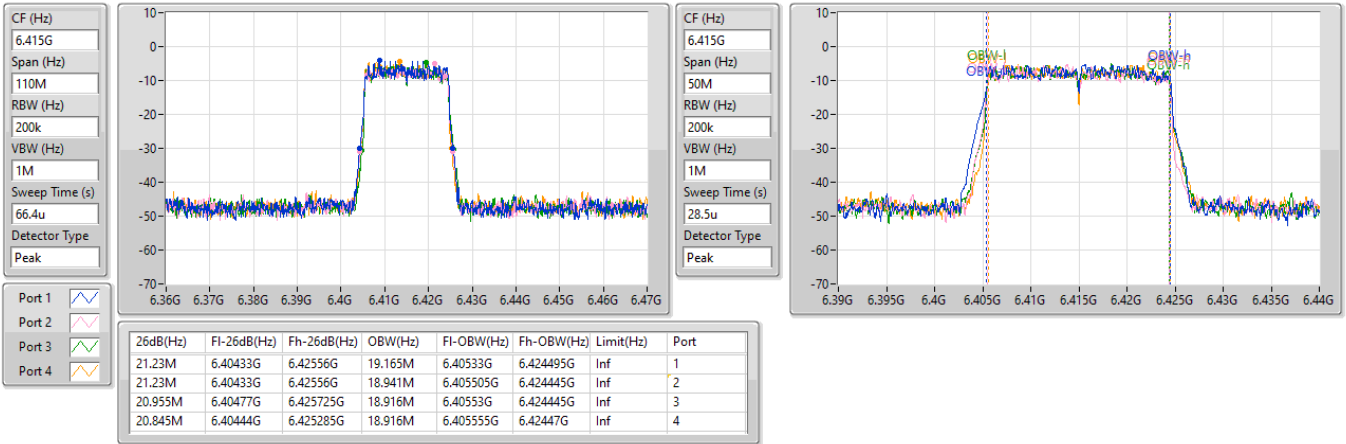
26dB(Hz)	Fl-26dB(Hz)	Fh-26dB(Hz)	OBW(Hz)	Fl-OBW(Hz)	Fh-OBW(Hz)	Limit(Hz)	Port
21.615M	6.18411G	6.205725G	19.04M	6.18548G	6.20452G	Inf	1
21.01M	6.18455G	6.20556G	18.966M	6.18553G	6.204495G	Inf	2
20.79M	6.184715G	6.205905G	18.991M	6.185555G	6.204545G	Inf	3
20.79M	6.184605G	6.205395G	19.065M	6.18553G	6.204595G	Inf	4

5.925-6.425GHz_802.11be EHT20-BF_Nss1,(MCS0)_4TX

EBW

6415MHz

07/08/2023

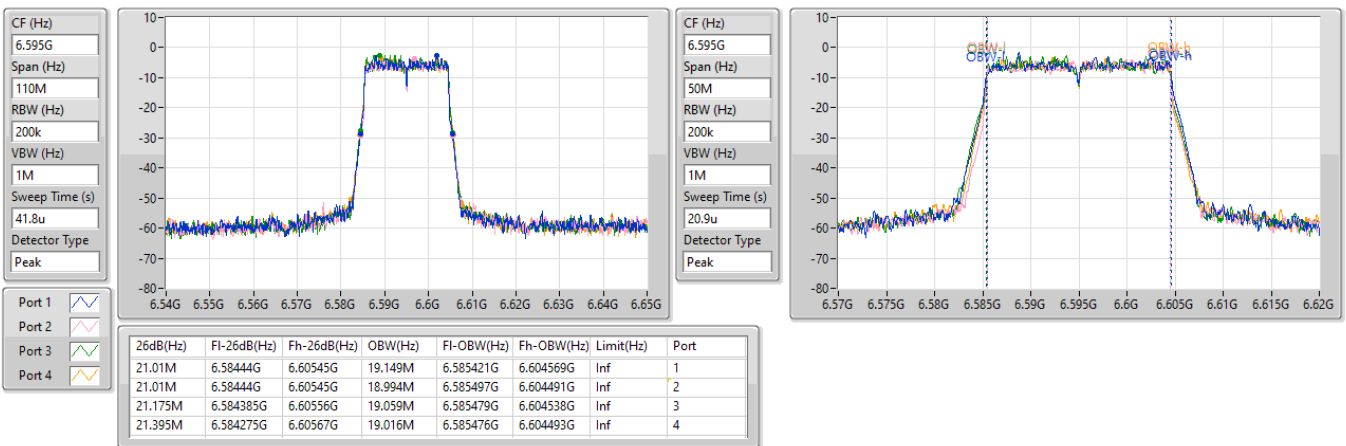


6.525-6.875GHz_802.11be EHT20-BF_Nss1,(MCS0)_4TX

EBW

6595MHz

02/08/2023

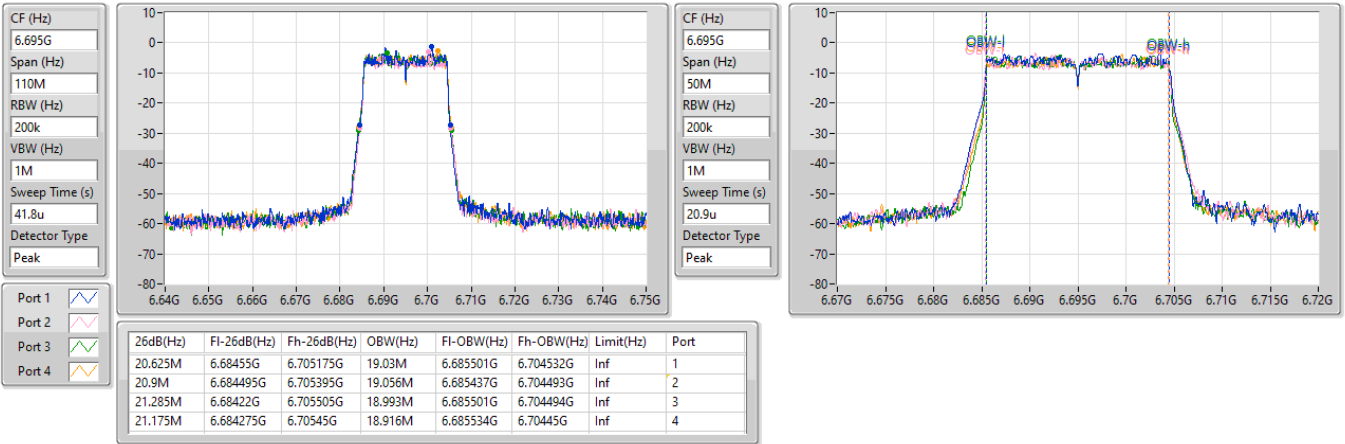


6.525-6.875GHz_802.11be EHT20-BF_Nss1,(MCS0)_4TX

EBW

6695MHz

02/08/2023

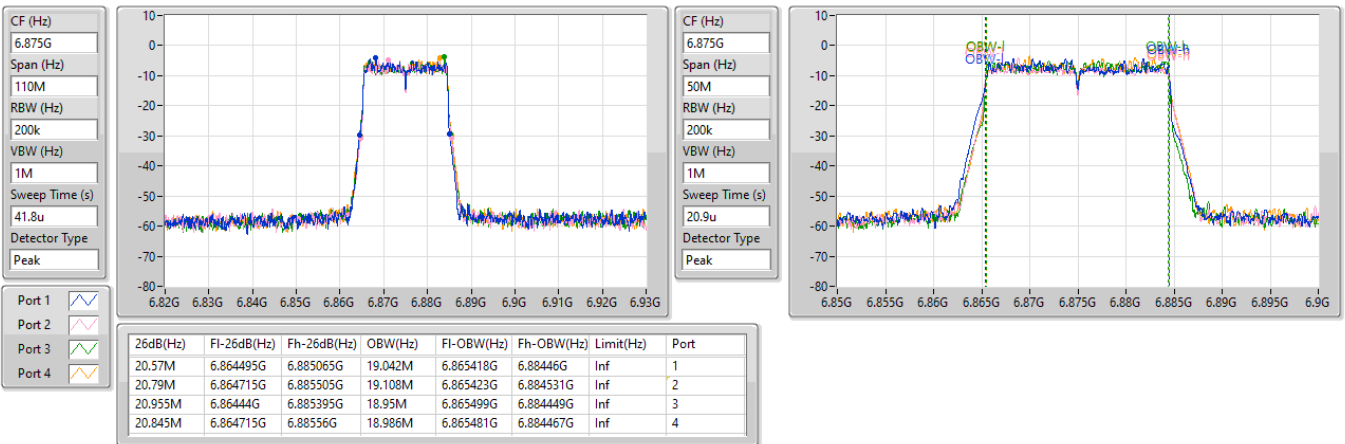


6.525-6.875GHz_802.11be EHT20-BF_Nss1,(MCS0)_4TX

EBW

6875MHz

02/08/2023

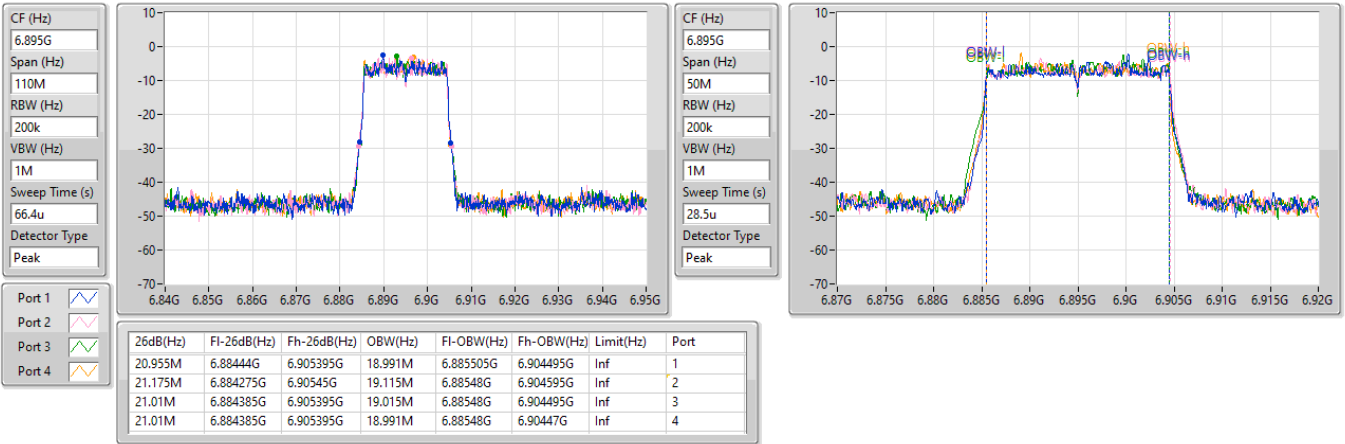


6.875-7.125GHz_802.11be EHT20-BF_Nss1,(MCS0)_4TX

EBW

6895MHz

07/08/2023

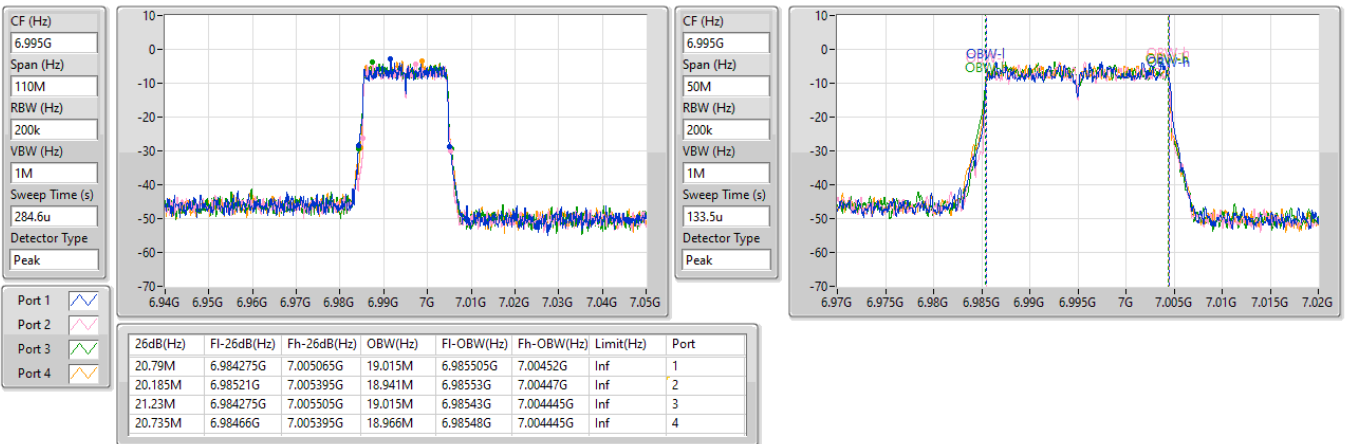


6.875-7.125GHz_802.11be EHT20-BF_Nss1,(MCS0)_4TX

EBW

6995MHz

07/08/2023

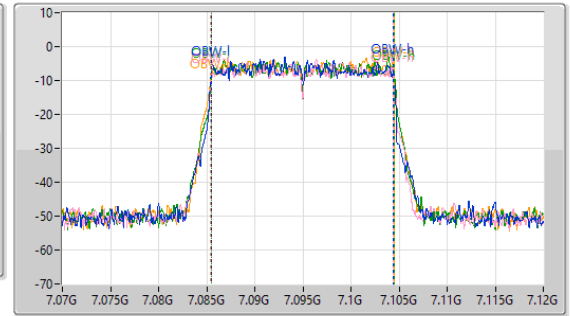
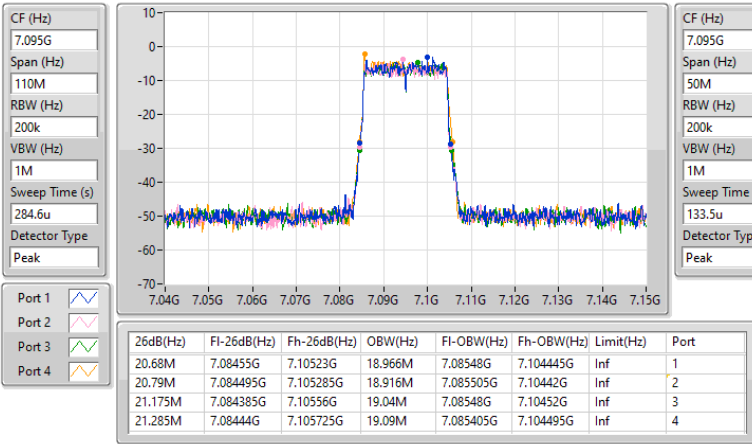


6.875-7.125GHz_802.11be EHT20-BF_Nss1,(MCS0)_4TX

EBW

7095MHz

07/08/2023

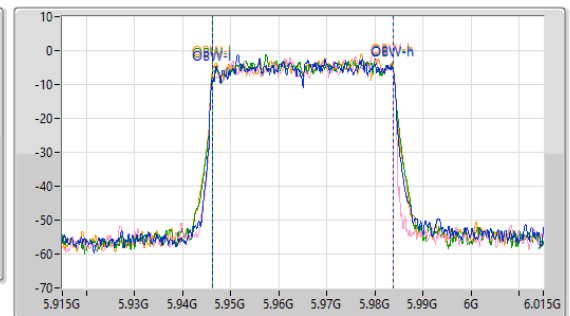
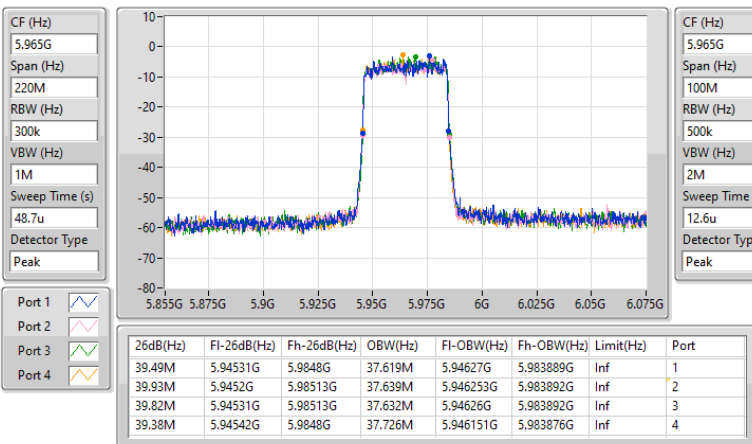


5.925-6.425GHz_802.11be EHT40-BF_Nss1,(MCS0)_4TX

EBW

5965MHz

02/08/2023



5.925-6.425GHz_802.11be EHT40-BF_Nss1,(MCS0)_4TX

EBW

6205MHz

02/08/2023

CF (Hz)
6.205G

Span (Hz)
220M

RBW (Hz)
300k

VBW (Hz)
1M

Sweep Time (s)
48.7u

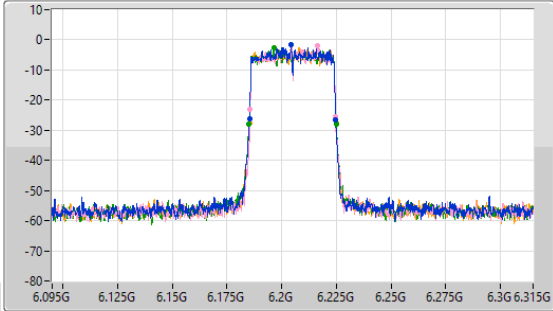
Detector Type
Peak

Port 1

Port 2

Port 3

Port 4



CF (Hz)
6.205G

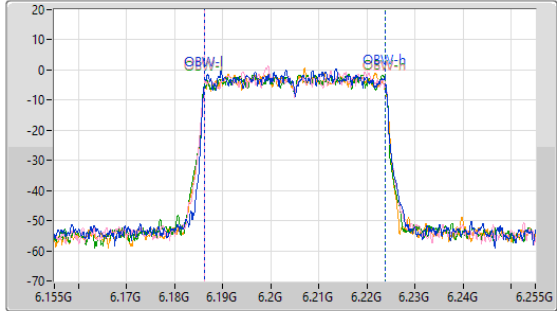
Span (Hz)
100M

RBW (Hz)
500k

VBW (Hz)
2M

Sweep Time (s)
12.6u

Detector Type
Peak



26dB(Hz)	Fl-26dB(Hz)	Fh-26dB(Hz)	OBW(Hz)	Fl-OBW(Hz)	Fh-OBW(Hz)	Limit(Hz)	Port
39.38M	6.18531G	6.22469G	37.644M	6.18622G	6.223864G	Inf	1
38.94M	6.18564G	6.22458G	37.646M	6.186228G	6.223874G	Inf	2
39.82M	6.18509G	6.22491G	37.721M	6.186127G	6.223848G	Inf	3
39.6M	6.18531G	6.22491G	37.647M	6.186202G	6.223849G	Inf	4

5.925-6.425GHz_802.11be EHT40-BF_Nss1,(MCS0)_4TX

EBW

6405MHz

02/08/2023

CF (Hz)
6.405G

Span (Hz)
220M

RBW (Hz)
500k

VBW (Hz)
2M

Sweep Time (s)
29.2u

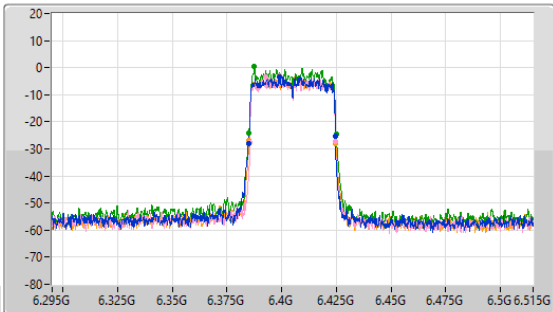
Detector Type
Peak

Port 1

Port 2

Port 3

Port 4



CF (Hz)
6.405G

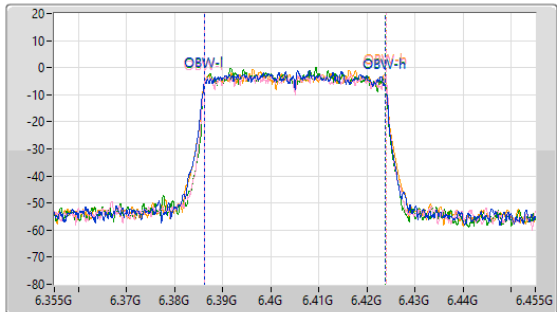
Span (Hz)
100M

RBW (Hz)
500k

VBW (Hz)
2M

Sweep Time (s)
12.6u

Detector Type
Peak



26dB(Hz)	Fl-26dB(Hz)	Fh-26dB(Hz)	OBW(Hz)	Fl-OBW(Hz)	Fh-OBW(Hz)	Limit(Hz)	Port
39.71M	6.38476G	6.42447G	37.64M	6.386108G	6.423748G	Inf	1
39.05M	6.38553G	6.42458G	37.857M	6.38617G	6.424027G	Inf	2
39.93M	6.38498G	6.42491G	37.531M	6.386231G	6.423761G	Inf	3
39.71M	6.38509G	6.4248G	37.796M	6.386116G	6.423912G	Inf	4

6.525-6.875GHz_802.11be EHT40-BF_Nss1,(MCS0)_4TX

EBW

6605MHz

02/08/2023

CF (Hz)
6.605G

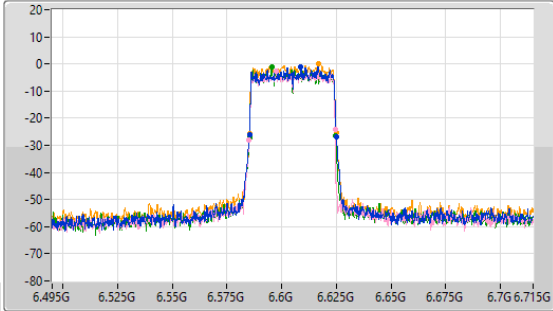
Span (Hz)
220M

RBW (Hz)
500k

VBW (Hz)
2M

Sweep Time (s)
29.2u

Detector Type
Peak



CF (Hz)
6.605G

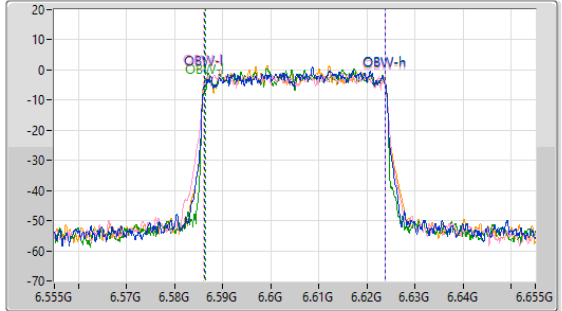
Span (Hz)
100M

RBW (Hz)
500k

VBW (Hz)
2M

Sweep Time (s)
12.6u

Detector Type
Peak



Port 1

Port 2

Port 3

Port 4

26dB(Hz)	Fl-26dB(Hz)	Fh-26dB(Hz)	OBW(Hz)	Fl-OBW(Hz)	Fh-OBW(Hz)	Limit(Hz)	Port
39.82M	6.5852G	6.62502G	37.667M	6.586161G	6.623828G	Inf	1
39.27M	6.58509G	6.62436G	37.749M	6.586087G	6.623836G	Inf	2
39.49M	6.5852G	6.62469G	37.509M	6.586326G	6.623835G	Inf	3
39.6M	6.58531G	6.62491G	37.631M	6.586114G	6.623744G	Inf	4

6.525-6.875GHz_802.11be EHT40-BF_Nss1,(MCS0)_4TX

EBW

6685MHz

02/08/2023

CF (Hz)
6.685G

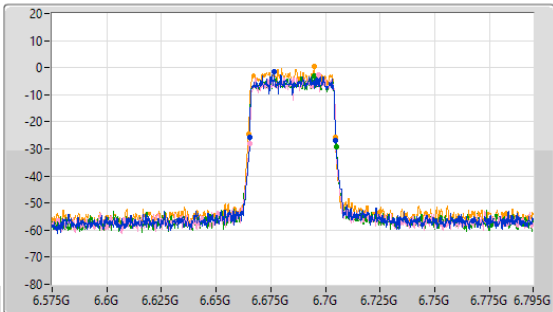
Span (Hz)
220M

RBW (Hz)
500k

VBW (Hz)
2M

Sweep Time (s)
29.2u

Detector Type
Peak



CF (Hz)
6.685G

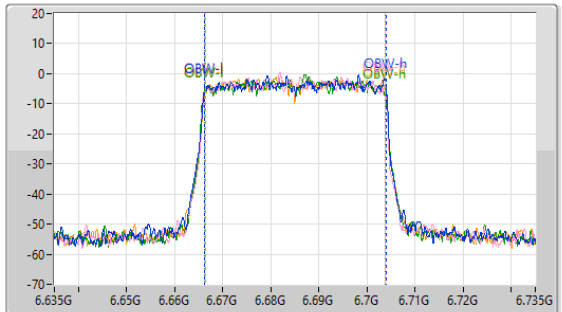
Span (Hz)
100M

RBW (Hz)
500k

VBW (Hz)
2M

Sweep Time (s)
12.6u

Detector Type
Peak



Port 1

Port 2

Port 3

Port 4

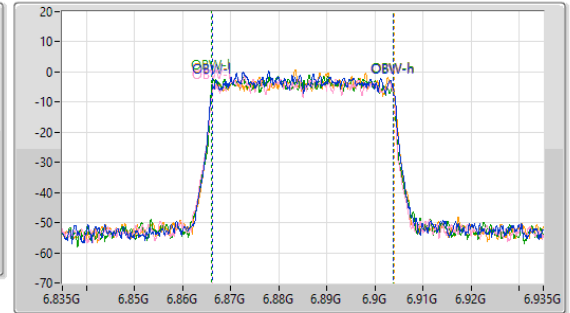
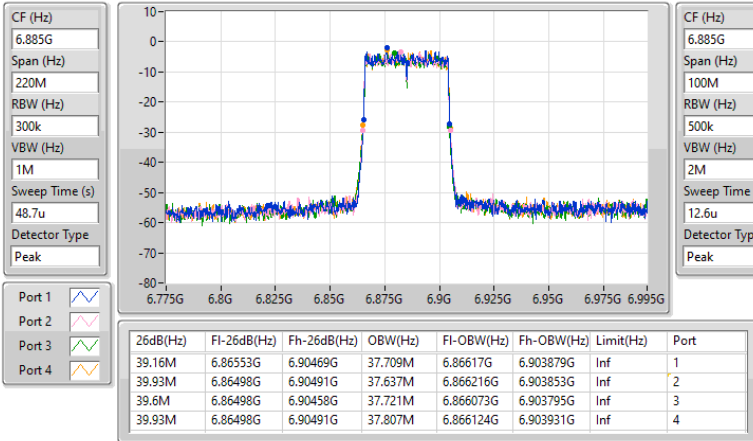
26dB(Hz)	Fl-26dB(Hz)	Fh-26dB(Hz)	OBW(Hz)	Fl-OBW(Hz)	Fh-OBW(Hz)	Limit(Hz)	Port
39.16M	6.66542G	6.70458G	37.783M	6.666177G	6.70396G	Inf	1
39.49M	6.6652G	6.70469G	37.675M	6.666137G	6.703811G	Inf	2
39.82M	6.6652G	6.70502G	37.595M	6.666102G	6.703697G	Inf	3
39.93M	6.66476G	6.70469G	37.434M	6.666337G	6.703771G	Inf	4

6.525-6.875GHz_802.11be EHT40-BF_Nss1,(MCS0)_4TX

EBW

6885MHz

02/08/2023

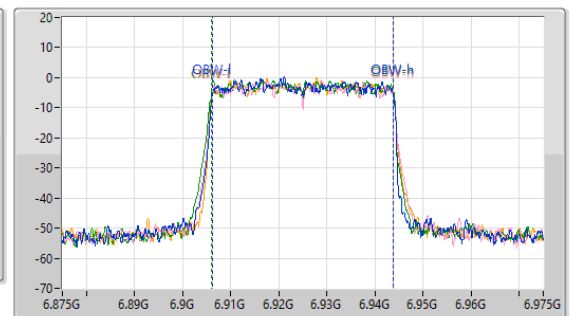
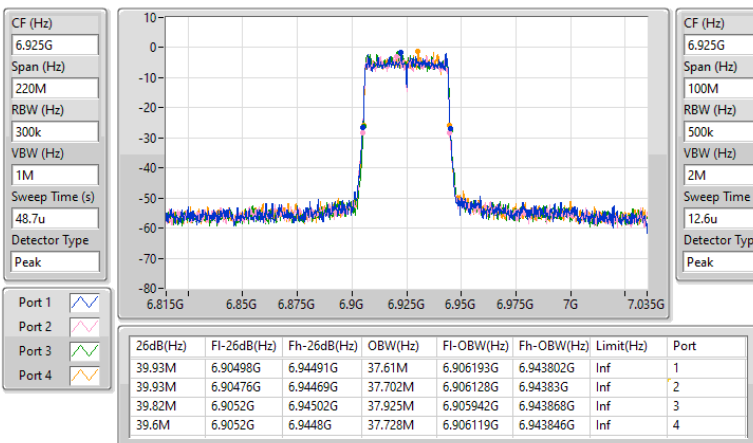


6.875-7.125GHz_802.11be EHT40-BF_Nss1,(MCS0)_4TX

EBW

6925MHz

02/08/2023

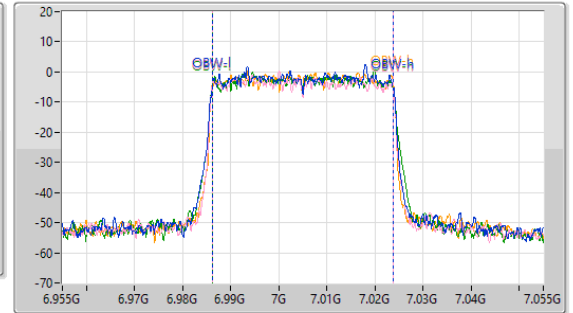
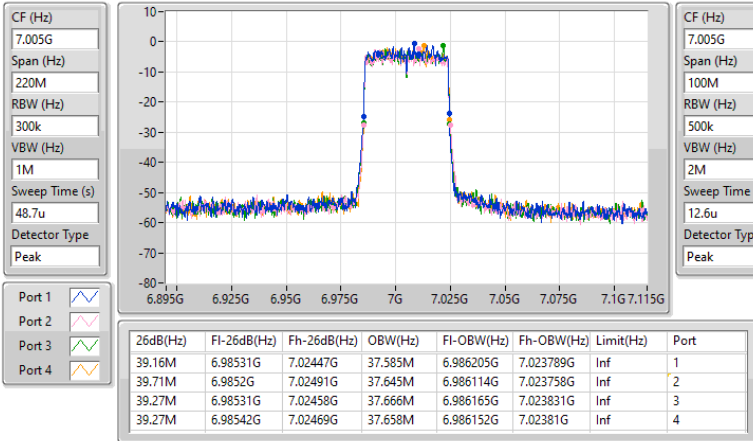


6.875-7.125GHz_802.11be EHT40-BF_Nss1,(MCS0)_4TX

EBW

7005MHz

02/08/2023

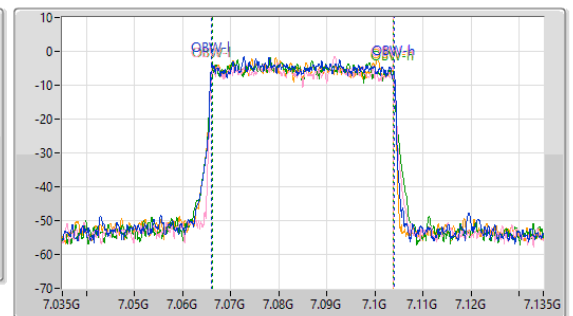
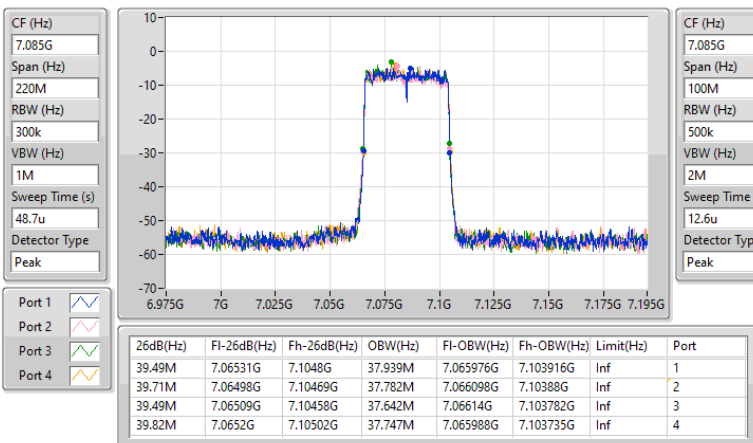


6.875-7.125GHz_802.11be EHT40-BF_Nss1,(MCS0)_4TX

EBW

7085MHz

02/08/2023

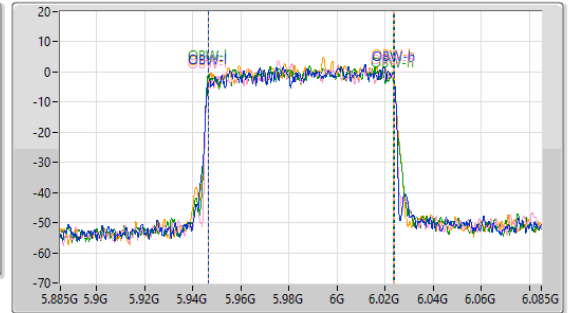
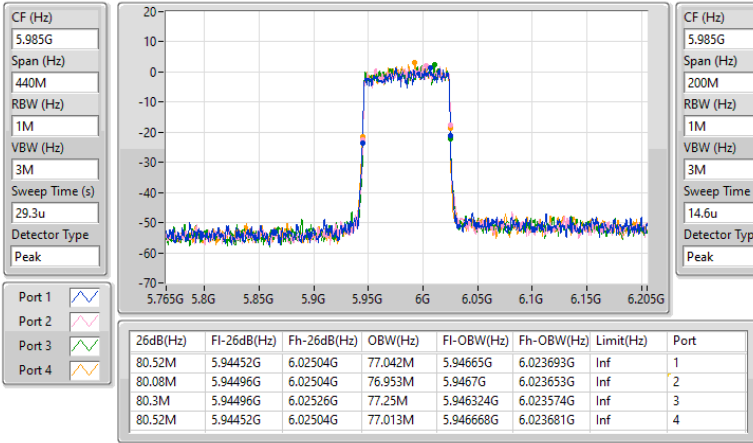


5.925-6.425GHz_802.11be EHT80-BF_Nss1,(MCS0)_4TX

EBW

5985MHz

02/08/2023

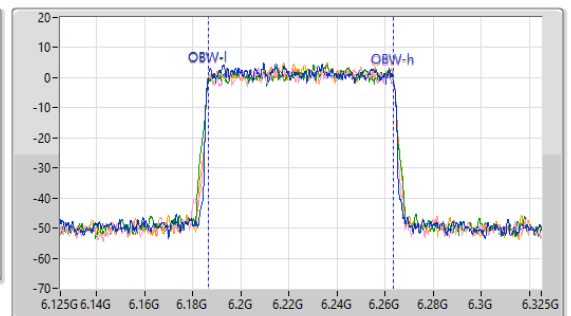
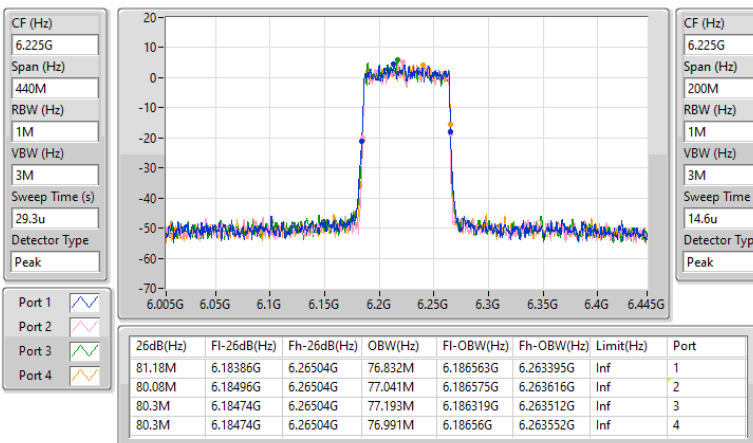


5.925-6.425GHz_802.11be EHT80-BF_Nss1,(MCS0)_4TX

EBW

6225MHz

02/08/2023

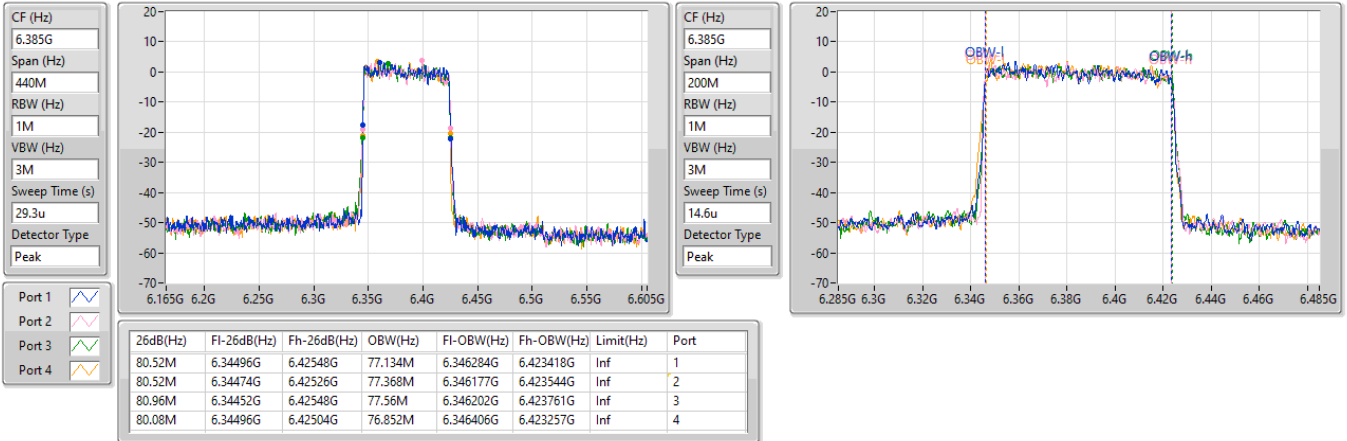


5.925-6.425GHz_802.11be EHT80-BF_Nss1,(MCS0)_4TX

EBW

6385MHz

02/08/2023

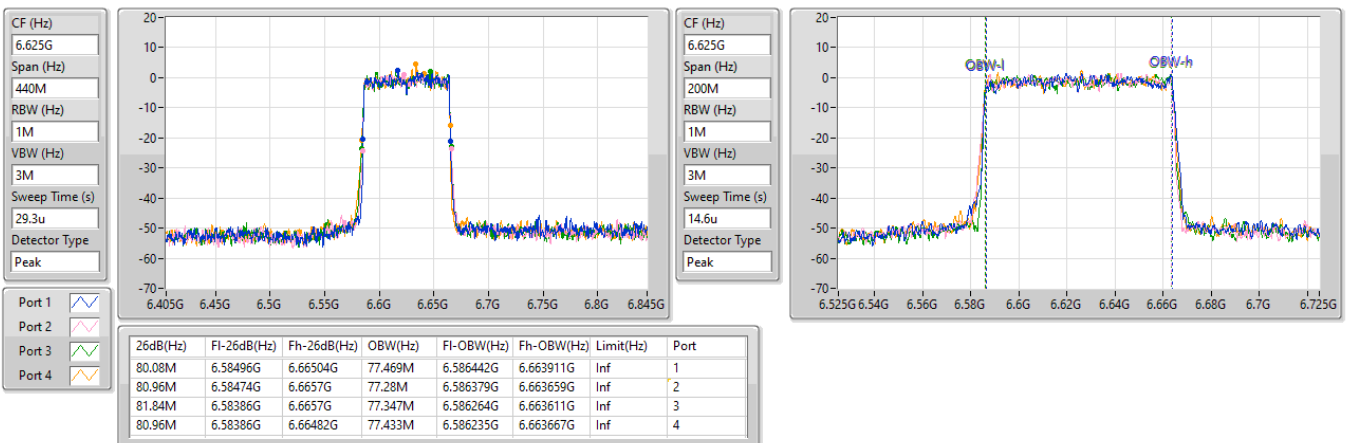


6.525-6.875GHz_802.11be EHT80-BF_Nss1,(MCS0)_4TX

EBW

6625MHz

02/08/2023

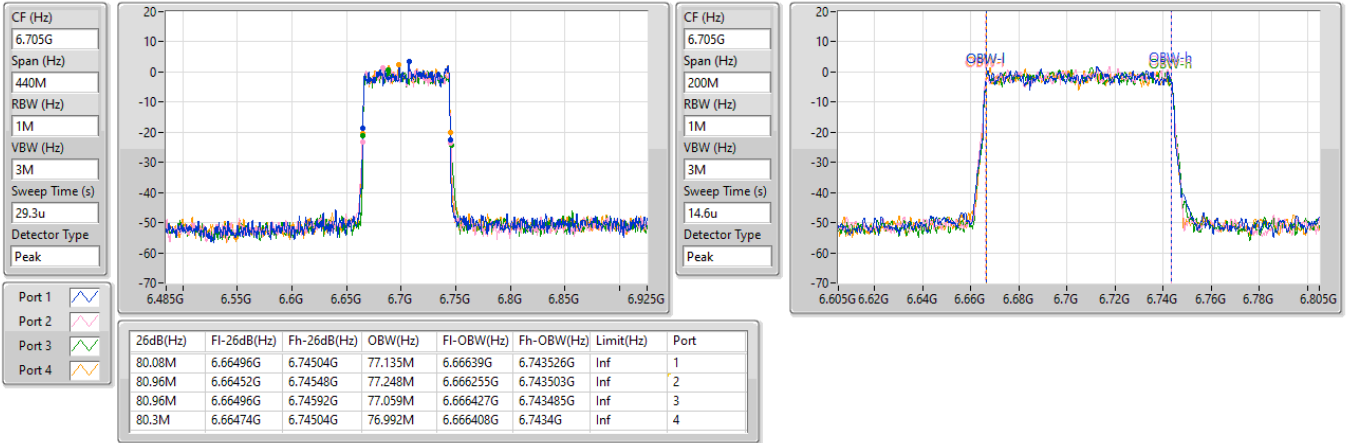


6.525-6.875GHz_802.11be EHT80-BF_Nss1,(MCS0)_4TX

EBW

6705MHz

02/08/2023

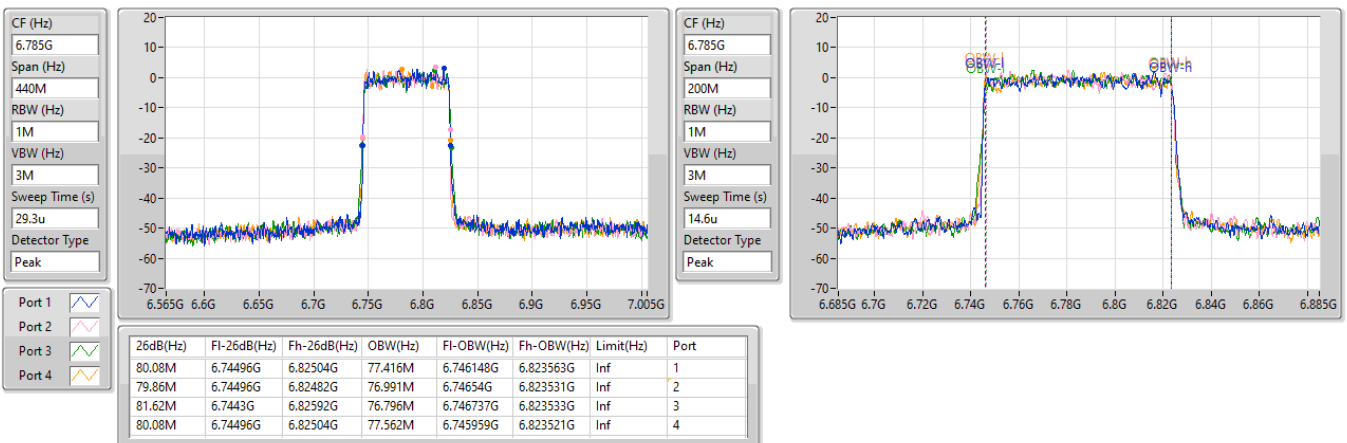


6.525-6.875GHz_802.11be EHT80-BF_Nss1,(MCS0)_4TX

EBW

6785MHz

02/08/2023



6.525-6.875GHz_802.11be EHT80-BF_Nss1,(MCS0)_4TX

EBW

6865MHz

02/08/2023

CF (Hz)
6.865G

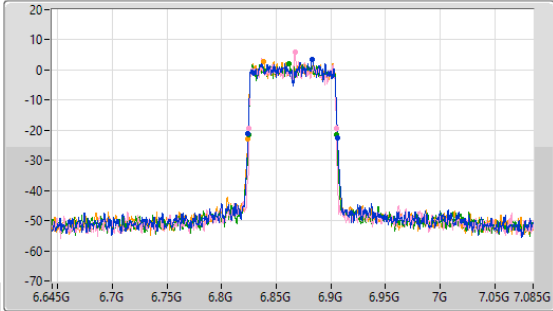
Span (Hz)
440M

RBW (Hz)
1M

VBW (Hz)
3M

Sweep Time (s)
29.3u

Detector Type
Peak



CF (Hz)
6.865G

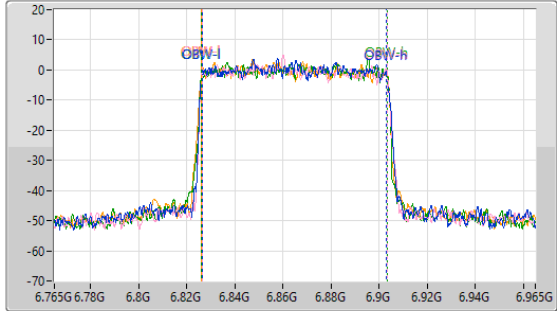
Span (Hz)
200M

RBW (Hz)
1M

VBW (Hz)
3M

Sweep Time (s)
14.6u

Detector Type
Peak



Port 1

Port 2

Port 3

Port 4

26dB(Hz)	Fl-26dB(Hz)	Fh-26dB(Hz)	OBW(Hz)	Fl-OBW(Hz)	Fh-OBW(Hz)	Limit(Hz)	Port
81.84M	6.8243G	6.90614G	76.83M	6.82639G	6.90322G	Inf	1
80.08M	6.82496G	6.90504G	77.065M	6.826376G	6.903441G	Inf	2
80.52M	6.82474G	6.90526G	77.235M	6.826267G	6.903501G	Inf	3
81.62M	6.82408G	6.9057G	77.333M	6.826178G	6.903511G	Inf	4

6.875-7.125GHz_802.11be EHT80-BF_Nss1,(MCS0)_4TX

EBW

6945MHz

02/08/2023

CF (Hz)
6.945G

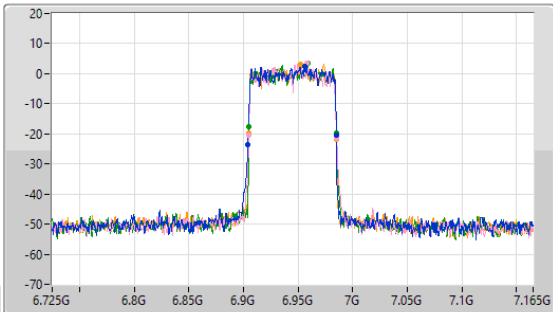
Span (Hz)
440M

RBW (Hz)
1M

VBW (Hz)
3M

Sweep Time (s)
29.3u

Detector Type
Peak



CF (Hz)
6.945G

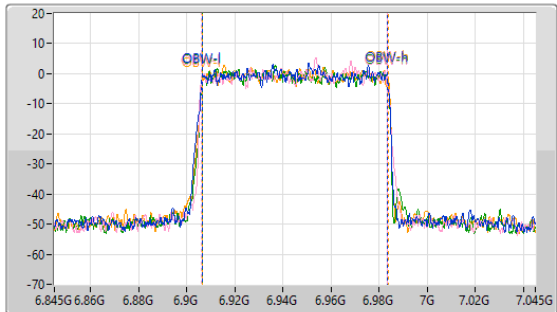
Span (Hz)
200M

RBW (Hz)
1M

VBW (Hz)
3M

Sweep Time (s)
14.6u

Detector Type
Peak



Port 1

Port 2

Port 3

Port 4

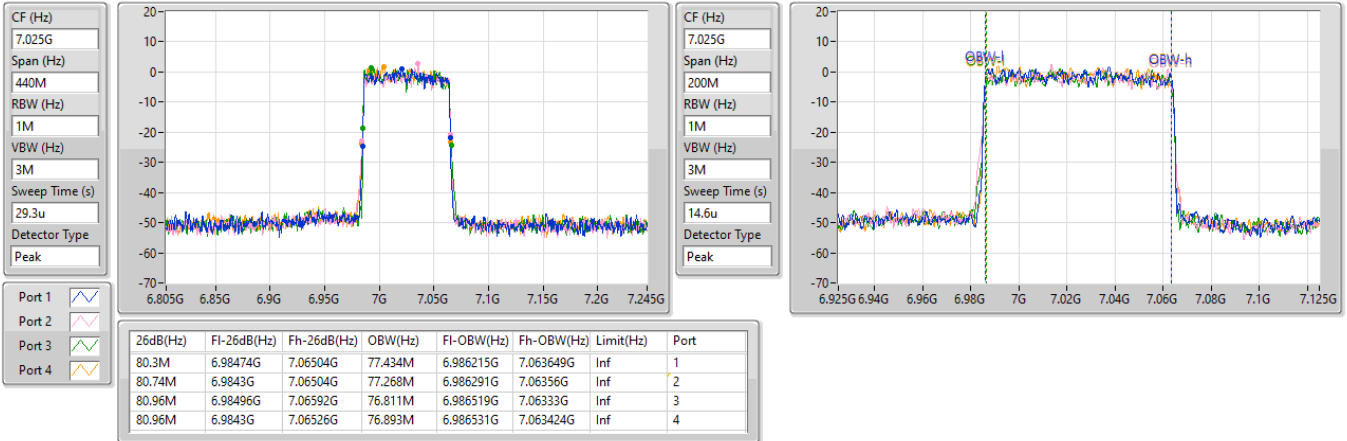
26dB(Hz)	Fl-26dB(Hz)	Fh-26dB(Hz)	OBW(Hz)	Fl-OBW(Hz)	Fh-OBW(Hz)	Limit(Hz)	Port
80.96M	6.90408G	6.98504G	77.074M	6.906421G	6.983495G	Inf	1
80.3M	6.90496G	6.98526G	77.334M	6.906268G	6.983602G	Inf	2
80.08M	6.90496G	6.98504G	76.944M	6.90658G	6.983524G	Inf	3
80.08M	6.90496G	6.98504G	77.268M	6.906562G	6.983829G	Inf	4

6.875-7.125GHz_802.11be EHT80-BF_Nss1,(MCS0)_4TX

EBW

7025MHz

02/08/2023

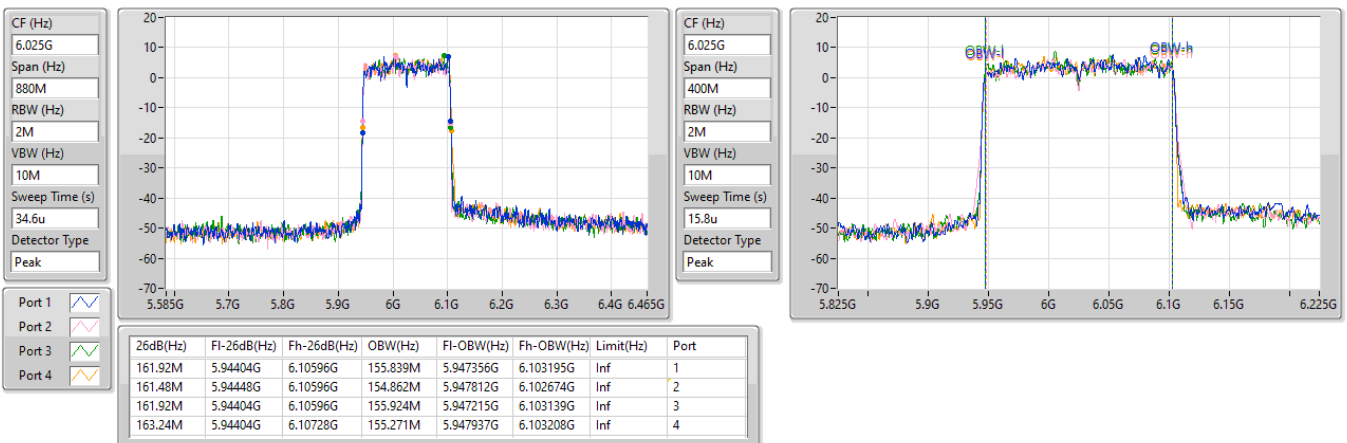


5.925-6.425GHz_802.11be EHT160-BF_Nss1,(MCS0)_4TX

EBW

6025MHz

02/08/2023



5.925-6.425GHz_802.11be EHT160-BF_Nss1,(MCS0)_4TX

EBW

6185MHz

02/08/2023

CF (Hz)
6.185G

Span (Hz)
880M

RBW (Hz)
2M

VBW (Hz)
10M

Sweep Time (s)
34.6u

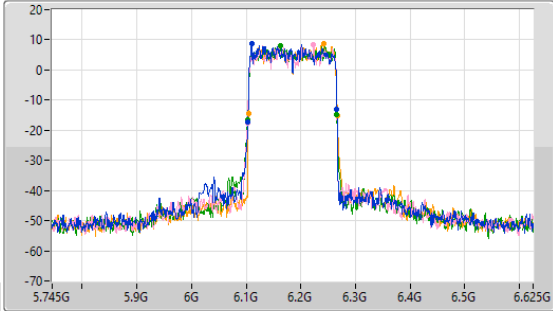
Detector Type
Peak

Port 1

Port 2

Port 3

Port 4



CF (Hz)
6.185G

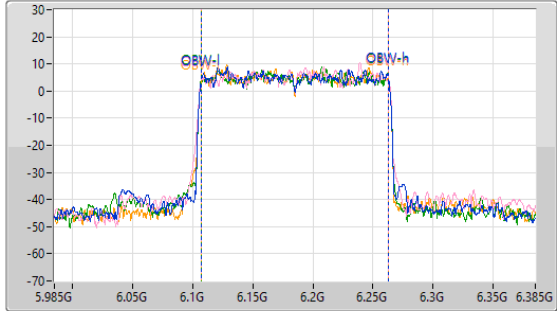
Span (Hz)
400M

RBW (Hz)
2M

VBW (Hz)
10M

Sweep Time (s)
15.8u

Detector Type
Peak



26dB(Hz)	Fl-26dB(Hz)	Fh-26dB(Hz)	OBW(Hz)	Fl-OBW(Hz)	Fh-OBW(Hz)	Limit(Hz)	Port
162.8M	6.10316G	6.26596G	155.896M	6.107135G	6.263031G	Inf	1
163.68M	6.10228G	6.26596G	156.183M	6.107046G	6.263229G	Inf	2
163.68M	6.10228G	6.26596G	156.366M	6.106875G	6.263241G	Inf	3
162.8M	6.10404G	6.26684G	155.878M	6.107182G	6.263061G	Inf	4

5.925-6.425GHz_802.11be EHT160-BF_Nss1,(MCS0)_4TX

EBW

6345MHz

17/08/2023

CF (Hz)
6.345G

Span (Hz)
880M

RBW (Hz)
2M

VBW (Hz)
10M

Sweep Time (s)
92.1u

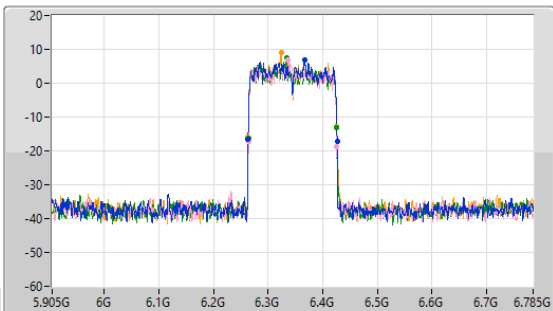
Detector Type
Peak

Port 1

Port 2

Port 3

Port 4



CF (Hz)
6.345G

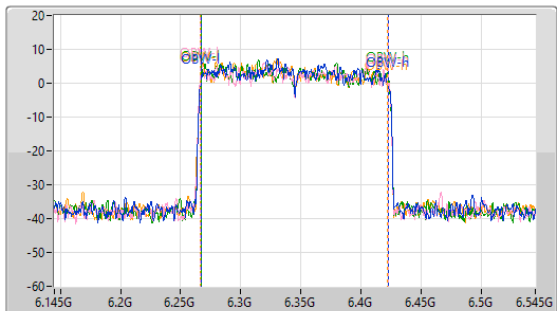
Span (Hz)
400M

RBW (Hz)
2M

VBW (Hz)
10M

Sweep Time (s)
41.3u

Detector Type
Peak



26dB(Hz)	Fl-26dB(Hz)	Fh-26dB(Hz)	OBW(Hz)	Fl-OBW(Hz)	Fh-OBW(Hz)	Limit(Hz)	Port
162.8M	6.2636G	6.4264G	155.322M	6.267239G	6.422561G	Inf	1
161.92M	6.26404G	6.42596G	156.322M	6.266639G	6.422961G	Inf	2
161.48M	6.26404G	6.42552G	156.122M	6.266839G	6.422961G	Inf	3
161.92M	6.2636G	6.42552G	155.722M	6.266639G	6.422361G	Inf	4

6.525-6.875GHz_802.11be EHT160-BF_Nss1,(MCS0)_4TX

EBW

6665MHz

02/08/2023

CF (Hz)
6.665G

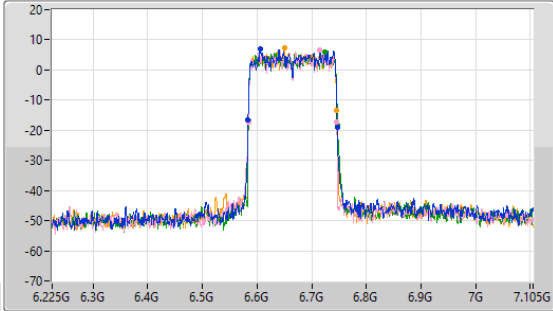
Span (Hz)
880M

RBW (Hz)
2M

VBW (Hz)
10M

Sweep Time (s)
34.6u

Detector Type
Peak



CF (Hz)
6.665G

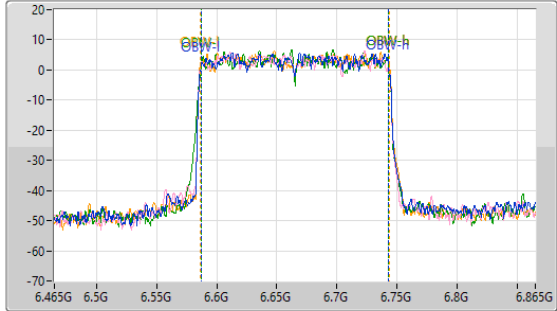
Span (Hz)
400M

RBW (Hz)
2M

VBW (Hz)
10M

Sweep Time (s)
15.8u

Detector Type
Peak



26dB(Hz)	Fl-26dB(Hz)	Fh-26dB(Hz)	OBW(Hz)	Fl-OBW(Hz)	Fh-OBW(Hz)	Limit(Hz)	Port
162.8M	6.5836G	6.7464G	155.781M	6.587136G	6.742917G	Inf	1
161.92M	6.58404G	6.74596G	156.269M	6.586761G	6.74303G	Inf	2
163.24M	6.58404G	6.74728G	156.056M	6.586942G	6.742998G	Inf	3
161.48M	6.58404G	6.74552G	156.804M	6.586557G	6.743361G	Inf	4

6.525-6.875GHz_802.11be EHT160-BF_Nss1,(MCS0)_4TX

EBW

6825MHz

02/08/2023

CF (Hz)
6.825G

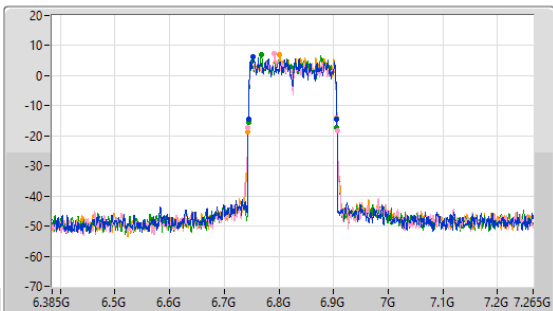
Span (Hz)
880M

RBW (Hz)
2M

VBW (Hz)
10M

Sweep Time (s)
34.6u

Detector Type
Peak



CF (Hz)
6.825G

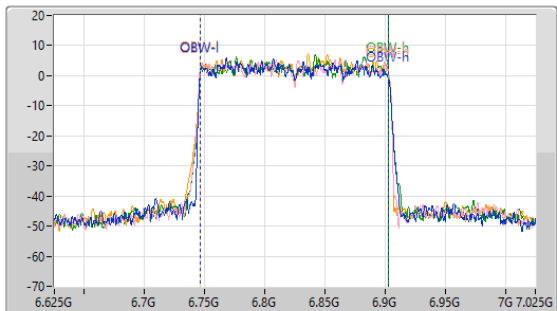
Span (Hz)
400M

RBW (Hz)
2M

VBW (Hz)
10M

Sweep Time (s)
15.8u

Detector Type
Peak



26dB(Hz)	Fl-26dB(Hz)	Fh-26dB(Hz)	OBW(Hz)	Fl-OBW(Hz)	Fh-OBW(Hz)	Limit(Hz)	Port
161.92M	6.74404G	6.90596G	155.987M	6.746608G	6.902595G	Inf	1
163.24M	6.7436G	6.90684G	156.646M	6.746321G	6.902967G	Inf	2
161.92M	6.74404G	6.90596G	156.263M	6.746539G	6.902802G	Inf	3
162.36M	6.7436G	6.90596G	156.168M	6.746564G	6.902733G	Inf	4

6.875-7.125GHz_802.11be EHT160-BF_Nss1,(MCS0)_4TX

EBW

6985MHz

02/08/2023

CF (Hz)
6.985G

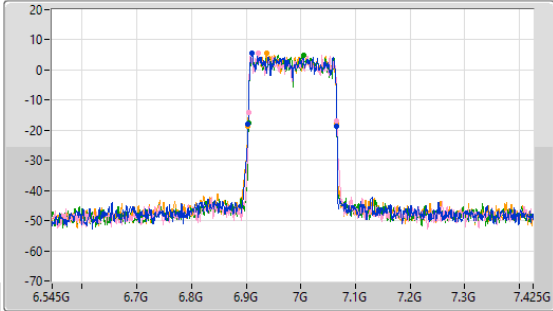
Span (Hz)
880M

RBW (Hz)
2M

VBW (Hz)
10M

Sweep Time (s)
34.6u

Detector Type
Peak



CF (Hz)
6.985G

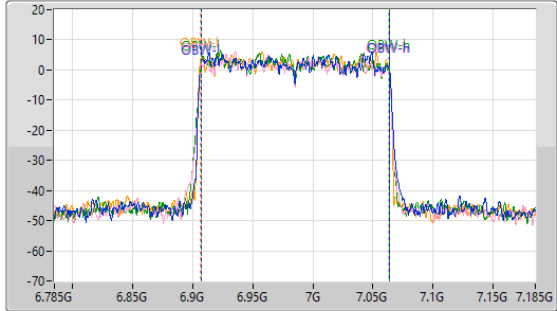
Span (Hz)
400M

RBW (Hz)
2M

VBW (Hz)
10M

Sweep Time (s)
15.8u

Detector Type
Peak



26dB(Hz)	Fl-26dB(Hz)	Fh-26dB(Hz)	OBW(Hz)	Fl-OBW(Hz)	Fh-OBW(Hz)	Limit(Hz)	Port
162.36M	6.9036G	7.06596G	156.345M	6.906933G	7.063279G	Inf	1
161.92M	6.90404G	7.06596G	155.717M	6.907178G	7.062895G	Inf	2
161.92M	6.90404G	7.06596G	156.322M	6.906979G	7.063302G	Inf	3
162.8M	6.90316G	7.06596G	156.275M	6.906337G	7.062613G	Inf	4

5.925-6.425GHz_802.11be EHT320-BF_Nss1,(MCS0)_4TX

EBW

6105MHz

02/08/2023

CF (Hz)
6.105G

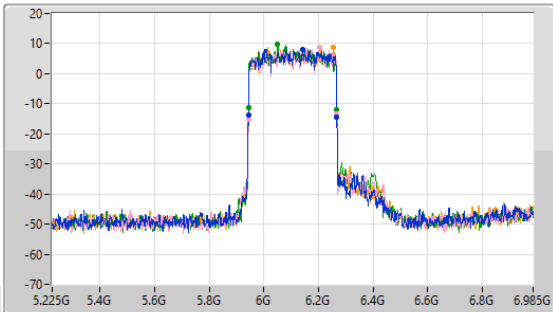
Span (Hz)
1.76G

RBW (Hz)
3M

VBW (Hz)
10M

Sweep Time (s)
53.4u

Detector Type
Peak



CF (Hz)
6.105G

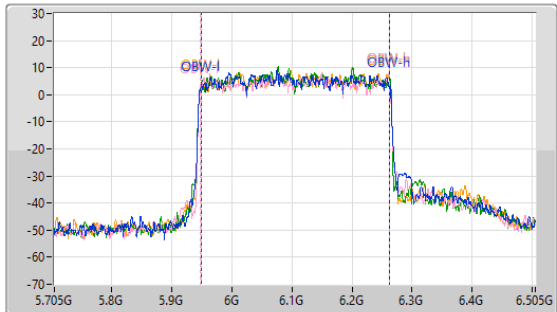
Span (Hz)
800M

RBW (Hz)
3M

VBW (Hz)
10M

Sweep Time (s)
24.6u

Detector Type
Peak



26dB(Hz)	Fl-26dB(Hz)	Fh-26dB(Hz)	OBW(Hz)	Fl-OBW(Hz)	Fh-OBW(Hz)	Limit(Hz)	Port
323.84M	5.94308G	6.26692G	313.559M	5.948746G	6.262306G	Inf	1
323.84M	5.94308G	6.26692G	314.131M	5.948084G	6.262215G	Inf	2
323.84M	5.94308G	6.26692G	314.494M	5.948743G	6.263236G	Inf	3
323.84M	5.94308G	6.26692G	313.661M	5.94903G	6.262691G	Inf	4

5.925-6.425GHz_802.11be EHT320-BF_Nss1,(MCS0)_4TX

EBW

6265MHz

17/08/2023

CF (Hz)
6.265G

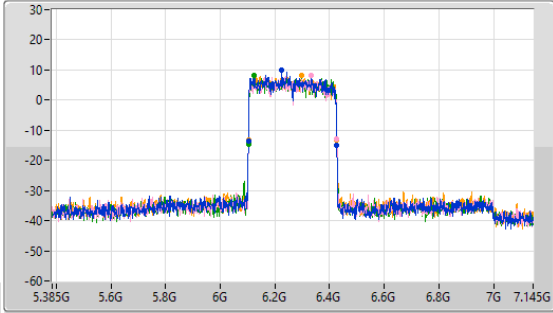
Span (Hz)
1.76G

RBW (Hz)
3M

VBW (Hz)
10M

Sweep Time (s)
191.9u

Detector Type
Peak



CF (Hz)
6.265G

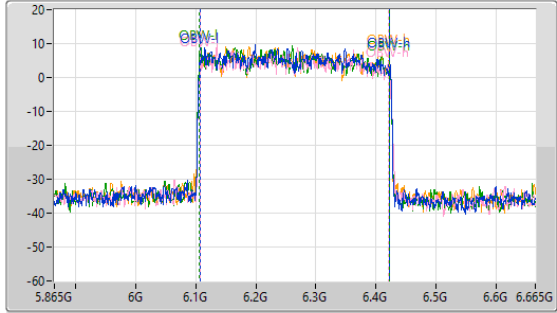
Span (Hz)
800M

RBW (Hz)
3M

VBW (Hz)
10M

Sweep Time (s)
85.7u

Detector Type
Peak



Port 1

Port 2

Port 3

Port 4

26dB(Hz)	Fl-26dB(Hz)	Fh-26dB(Hz)	OBW(Hz)	Fl-OBW(Hz)	Fh-OBW(Hz)	Limit(Hz)	Port
323.84M	6.10308G	6.42692G	315.442M	6.107079G	6.422521G	Inf	1
323.84M	6.10308G	6.42692G	312.644M	6.107879G	6.420522G	Inf	2
323.84M	6.10308G	6.42692G	315.442M	6.106279G	6.421722G	Inf	3
323.84M	6.10308G	6.42692G	315.042M	6.106679G	6.421722G	Inf	4

6.525-6.875GHz_802.11be EHT320-BF_Nss1,(MCS0)_4TX

EBW

6745MHz

02/08/2023

CF (Hz)
6.745G

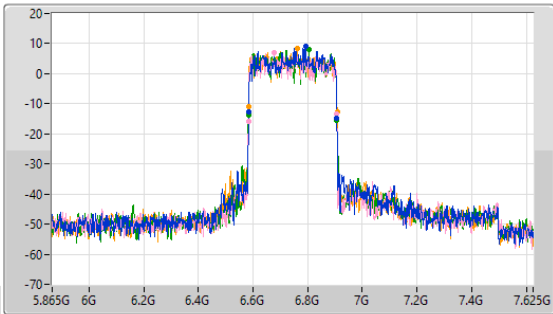
Span (Hz)
1.76G

RBW (Hz)
3M

VBW (Hz)
10M

Sweep Time (s)
240u

Detector Type
Peak



CF (Hz)
6.745G

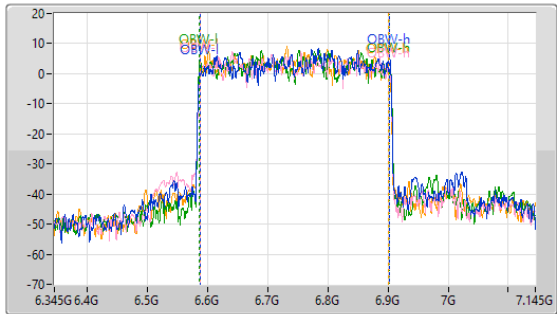
Span (Hz)
800M

RBW (Hz)
3M

VBW (Hz)
10M

Sweep Time (s)
24.6u

Detector Type
Peak



Port 1

Port 2

Port 3

Port 4

26dB(Hz)	Fl-26dB(Hz)	Fh-26dB(Hz)	OBW(Hz)	Fl-OBW(Hz)	Fh-OBW(Hz)	Limit(Hz)	Port
322.96M	6.58396G	6.90692G	315.13M	6.58809G	6.903219G	Inf	1
323.84M	6.58308G	6.90692G	314.384M	6.587689G	6.902073G	Inf	2
323.84M	6.58308G	6.90692G	316.401M	6.586545G	6.902945G	Inf	3
324.72M	6.58308G	6.9078G	313.086M	6.588162G	6.901248G	Inf	4

6.875-7.125GHz_802.11be EHT320-BF_Nss1,(MCS0)_4TX

EBW

6905MHz

02/08/2023

CF (Hz)
6.905G

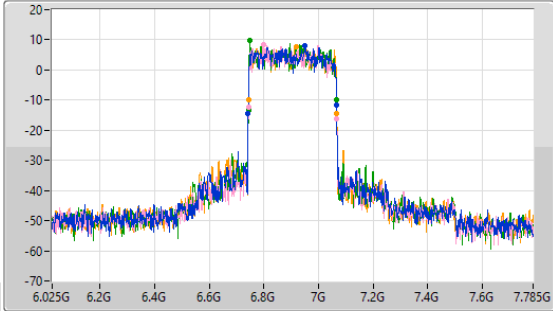
Span (Hz)
1.76G

RBW (Hz)
3M

VBW (Hz)
10M

Sweep Time (s)
240u

Detector Type
Peak



CF (Hz)
6.905G

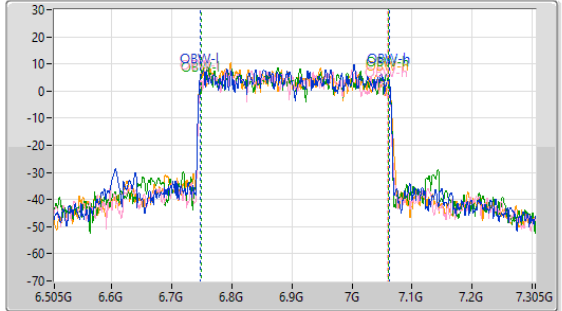
Span (Hz)
800M

RBW (Hz)
3M

VBW (Hz)
10M

Sweep Time (s)
24.6u

Detector Type
Peak



26dB(Hz)	Fl-26dB(Hz)	Fh-26dB(Hz)	OBW(Hz)	Fl-OBW(Hz)	Fh-OBW(Hz)	Limit(Hz)	Port
323.84M	6.7422G	7.06604G	314.696M	6.747109G	7.061805G	Inf	1
323.84M	6.74308G	7.06692G	311.247M	6.748142G	7.059389G	Inf	2
322.96M	6.74308G	7.06604G	311.789M	6.749633G	7.061422G	Inf	3
323.84M	6.74308G	7.06692G	314.091M	6.747063G	7.061155G	Inf	4

5.925-6.425GHz_802.11be EHT20-BF_Nss2,(MCS0)_4TX

EBW

5955MHz

02/08/2023

CF (Hz)
5.955G

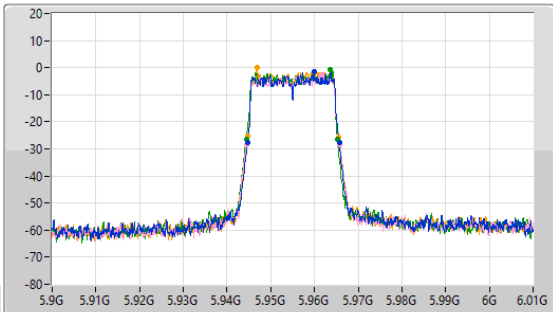
Span (Hz)
110M

RBW (Hz)
200k

VBW (Hz)
1M

Sweep Time (s)
41.8u

Detector Type
Peak



CF (Hz)
5.955G

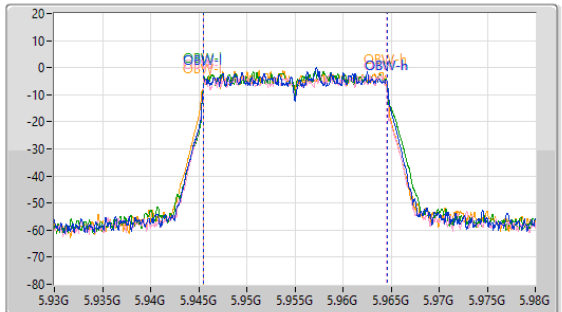
Span (Hz)
50M

RBW (Hz)
200k

VBW (Hz)
1M

Sweep Time (s)
20.9u

Detector Type
Peak



26dB(Hz)	Fl-26dB(Hz)	Fh-26dB(Hz)	OBW(Hz)	Fl-OBW(Hz)	Fh-OBW(Hz)	Limit(Hz)	Port
20.955M	5.944715G	5.96567G	19.097M	5.945543G	5.96464G	Inf	1
21.45M	5.944385G	5.965835G	18.955M	5.945541G	5.964496G	Inf	2
20.845M	5.944385G	5.96523G	19.035M	5.945546G	5.964581G	Inf	3
20.79M	5.94477G	5.96556G	19.06M	5.945465G	5.964525G	Inf	4

5.925-6.425GHz_802.11be EHT20-BF_Nss2,(MCS0)_4TX

EBW

6195MHz

07/08/2023

CF (Hz)
6.195G

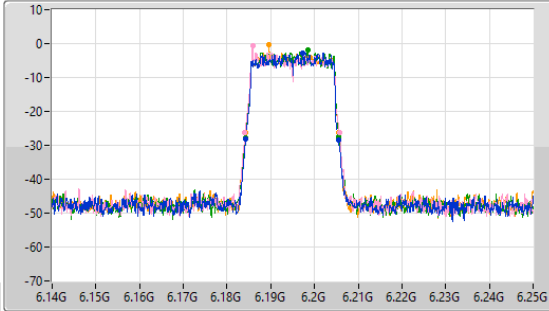
Span (Hz)
110M

RBW (Hz)
200k

VBW (Hz)
1M

Sweep Time (s)
66.4u

Detector Type
Peak



CF (Hz)
6.195G

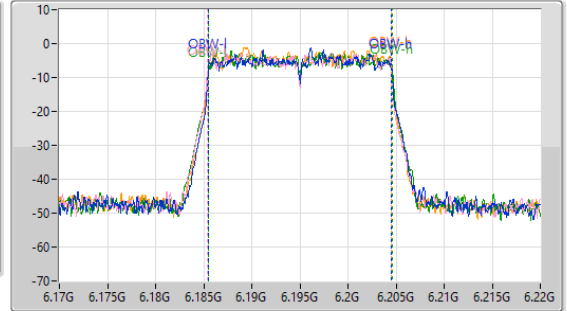
Span (Hz)
50M

RBW (Hz)
200k

VBW (Hz)
1M

Sweep Time (s)
28.5u

Detector Type
Peak



Port 1

Port 2

Port 3

Port 4

26dB(Hz)	Fl-26dB(Hz)	Fh-26dB(Hz)	OBW(Hz)	Fl-OBW(Hz)	Fh-OBW(Hz)	Limit(Hz)	Port
21.23M	6.184275G	6.205505G	18.991M	6.18553G	6.20452G	Inf	1
21.615M	6.18411G	6.205725G	19.09M	6.18543G	6.20452G	Inf	2
21.45M	6.184165G	6.205615G	19.09M	6.18548G	6.20457G	Inf	3
21.285M	6.184275G	6.20556G	18.991M	6.18553G	6.20452G	Inf	4

5.925-6.425GHz_802.11be EHT20-BF_Nss2,(MCS0)_4TX

EBW

6415MHz

07/08/2023

CF (Hz)
6.415G

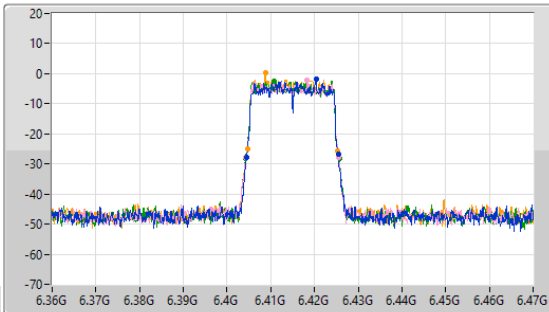
Span (Hz)
110M

RBW (Hz)
200k

VBW (Hz)
1M

Sweep Time (s)
66.4u

Detector Type
Peak



CF (Hz)
6.415G

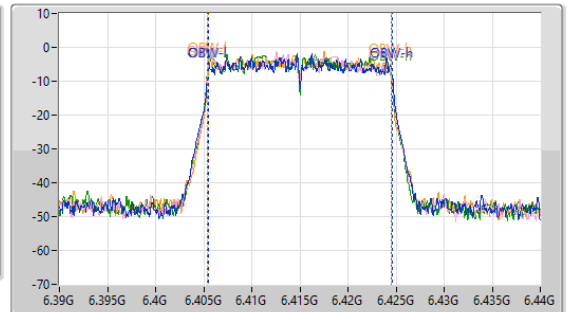
Span (Hz)
50M

RBW (Hz)
200k

VBW (Hz)
1M

Sweep Time (s)
28.5u

Detector Type
Peak



Port 1

Port 2

Port 3

Port 4

26dB(Hz)	Fl-26dB(Hz)	Fh-26dB(Hz)	OBW(Hz)	Fl-OBW(Hz)	Fh-OBW(Hz)	Limit(Hz)	Port
21.01M	6.40444G	6.42545G	19.14M	6.405455G	6.424595G	Inf	1
21.175M	6.404275G	6.42545G	19.04M	6.40543G	6.42447G	Inf	2
21.395M	6.404275G	6.42567G	19.065M	6.405405G	6.42447G	Inf	3
20.68M	6.404605G	6.425285G	19.015M	6.40548G	6.424495G	Inf	4

6.525-6.875GHz_802.11be EHT20-BF_Nss2,(MCS0)_4TX

EBW

6595MHz

07/08/2023

CF (Hz)
6.595G

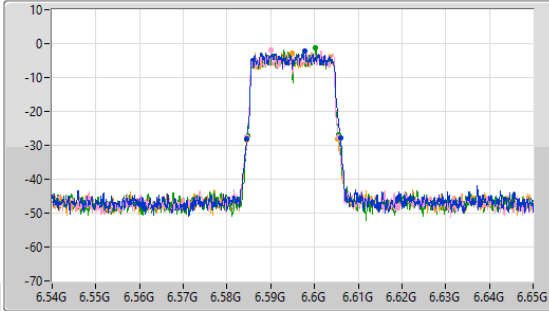
Span (Hz)
110M

RBW (Hz)
200k

VBW (Hz)
1M

Sweep Time (s)
66.4u

Detector Type
Peak



CF (Hz)
6.595G

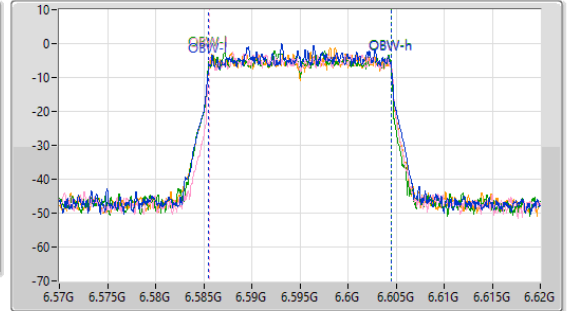
Span (Hz)
50M

RBW (Hz)
200k

VBW (Hz)
1M

Sweep Time (s)
28.5u

Detector Type
Peak



Port 1

Port 2

Port 3

Port 4

26dB(Hz)	Fl-26dB(Hz)	Fh-26dB(Hz)	OBW(Hz)	Fl-OBW(Hz)	Fh-OBW(Hz)	Limit(Hz)	Port
21.395M	6.584495G	6.60589G	18.966M	6.58553G	6.604495G	Inf	1
20.9M	6.58455G	6.60545G	18.991M	6.585555G	6.604545G	Inf	2
20.735M	6.584715G	6.60545G	18.966M	6.585505G	6.60447G	Inf	3
20.9M	6.584495G	6.605395G	18.991M	6.585505G	6.604495G	Inf	4

6.525-6.875GHz_802.11be EHT20-BF_Nss2,(MCS0)_4TX

EBW

6695MHz

02/08/2023

CF (Hz)
6.695G

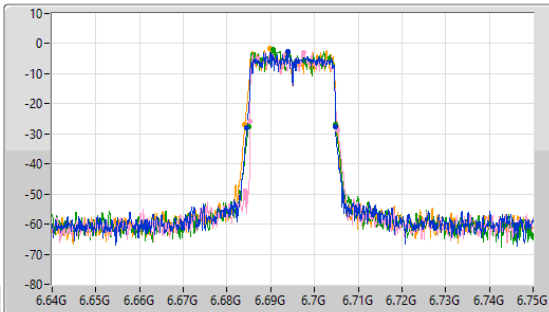
Span (Hz)
110M

RBW (Hz)
200k

VBW (Hz)
1M

Sweep Time (s)
41.8u

Detector Type
Peak



CF (Hz)
6.695G

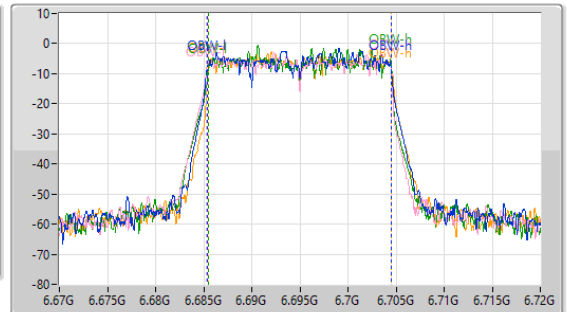
Span (Hz)
50M

RBW (Hz)
200k

VBW (Hz)
1M

Sweep Time (s)
20.9u

Detector Type
Peak



Port 1

Port 2

Port 3

Port 4

26dB(Hz)	Fl-26dB(Hz)	Fh-26dB(Hz)	OBW(Hz)	Fl-OBW(Hz)	Fh-OBW(Hz)	Limit(Hz)	Port
20.24M	6.68455G	6.70479G	19.112M	6.685347G	6.704459G	Inf	1
20.185M	6.68521G	6.705395G	19.209M	6.685258G	6.704467G	Inf	2
19.965M	6.684935G	6.7049G	18.999M	6.685475G	6.704475G	Inf	3
21.01M	6.68411G	6.70512G	19.011M	6.68538G	6.70455G	Inf	4

6.525-6.875GHz_802.11be EHT20-BF_Nss2,(MCS0)_4TX

EBW

6875MHz

02/08/2023

CF (Hz)
6.875G

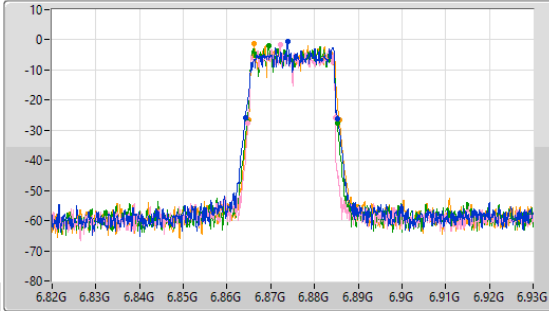
Span (Hz)
110M

RBW (Hz)
200k

VBW (Hz)
1M

Sweep Time (s)
41.8u

Detector Type
Peak



CF (Hz)
6.875G

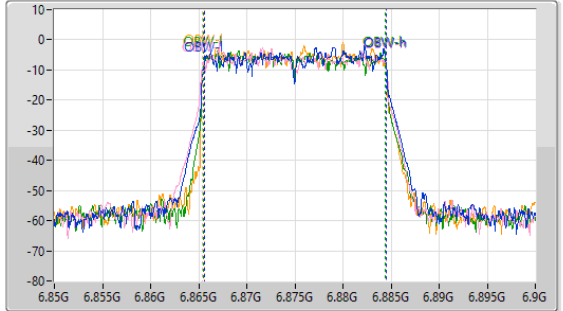
Span (Hz)
50M

RBW (Hz)
200k

VBW (Hz)
1M

Sweep Time (s)
20.9u

Detector Type
Peak



Port 1

Port 2

Port 3

Port 4

26dB(Hz)	Fl-26dB(Hz)	Fh-26dB(Hz)	OBW(Hz)	Fl-OBW(Hz)	Fh-OBW(Hz)	Limit(Hz)	Port
21.12M	6.864165G	6.885285G	18.91M	6.865573G	6.884483G	Inf	1
19.91M	6.864825G	6.884735G	19.065M	6.865421G	6.884487G	Inf	2
20.57M	6.864605G	6.885175G	18.894M	6.865549G	6.884443G	Inf	3
20.79M	6.86488G	6.88567G	18.849M	6.86555G	6.884399G	Inf	4

6.875-7.125GHz_802.11be EHT20-BF_Nss2,(MCS0)_4TX

EBW

6895MHz

07/08/2023

CF (Hz)
6.895G

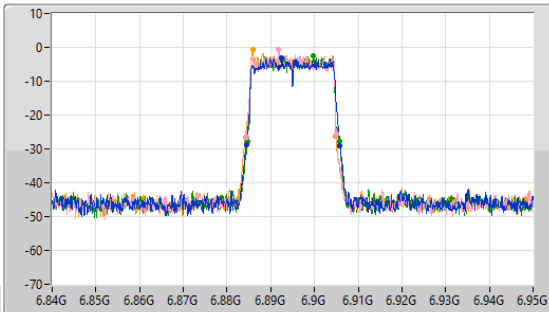
Span (Hz)
110M

RBW (Hz)
200k

VBW (Hz)
1M

Sweep Time (s)
66.4u

Detector Type
Peak



CF (Hz)
6.895G

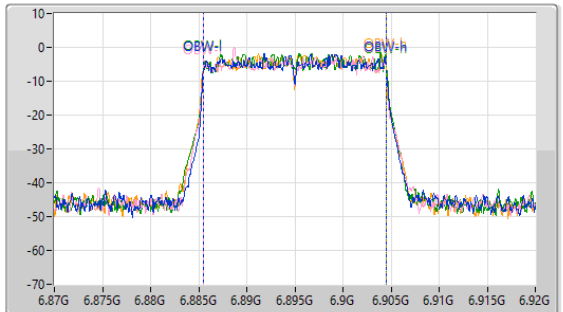
Span (Hz)
50M

RBW (Hz)
200k

VBW (Hz)
1M

Sweep Time (s)
28.5u

Detector Type
Peak



Port 1

Port 2

Port 3

Port 4

26dB(Hz)	Fl-26dB(Hz)	Fh-26dB(Hz)	OBW(Hz)	Fl-OBW(Hz)	Fh-OBW(Hz)	Limit(Hz)	Port
21.45M	6.884385G	6.905835G	18.991M	6.885505G	6.904495G	Inf	1
20.57M	6.88444G	6.90501G	18.966M	6.88553G	6.904495G	Inf	2
21.12M	6.884605G	6.905725G	19.04M	6.885505G	6.904545G	Inf	3
20.68M	6.88422G	6.9049G	18.991M	6.88548G	6.90447G	Inf	4

6.875-7.125GHz_802.11be EHT20-BF_Nss2,(MCS0)_4TX

EBW

6995MHz

02/08/2023

CF (Hz)
6.995G

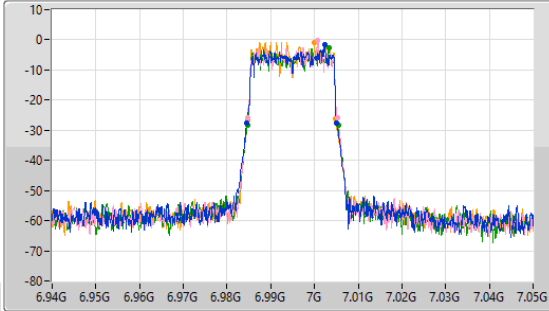
Span (Hz)
110M

RBW (Hz)
200k

VBW (Hz)
1M

Sweep Time (s)
41.8u

Detector Type
Peak



CF (Hz)
6.995G

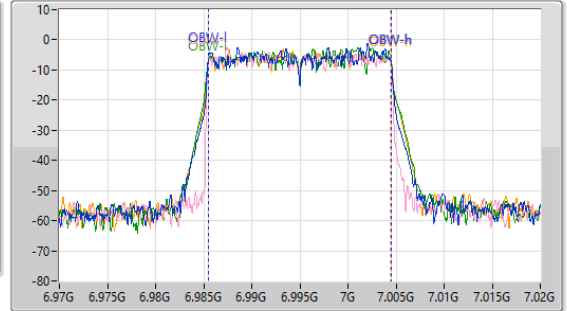
Span (Hz)
50M

RBW (Hz)
200k

VBW (Hz)
1M

Sweep Time (s)
20.9u

Detector Type
Peak



26dB(Hz)	Fl-26dB(Hz)	Fh-26dB(Hz)	OBW(Hz)	Fl-OBW(Hz)	Fh-OBW(Hz)	Limit(Hz)	Port
20.57M	6.984495G	7.005065G	19M	6.985484G	7.004484G	Inf	1
20.625M	6.984605G	7.00523G	18.921M	6.985529G	7.00445G	Inf	2
20.79M	6.98466G	7.00545G	19.049M	6.985461G	7.004511G	Inf	3
20.185M	6.984715G	7.0049G	19.065M	6.985468G	7.004533G	Inf	4

6.875-7.125GHz_802.11be EHT20-BF_Nss2,(MCS0)_4TX

EBW

7095MHz

02/08/2023

CF (Hz)
7.095G

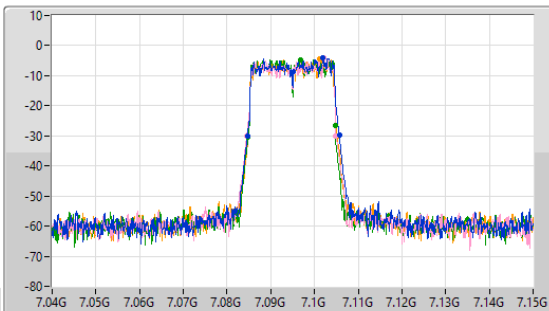
Span (Hz)
110M

RBW (Hz)
200k

VBW (Hz)
1M

Sweep Time (s)
41.8u

Detector Type
Peak



CF (Hz)
7.095G

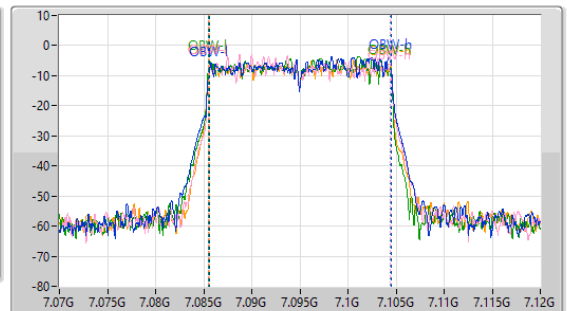
Span (Hz)
50M

RBW (Hz)
200k

VBW (Hz)
1M

Sweep Time (s)
20.9u

Detector Type
Peak



26dB(Hz)	Fl-26dB(Hz)	Fh-26dB(Hz)	OBW(Hz)	Fl-OBW(Hz)	Fh-OBW(Hz)	Limit(Hz)	Port
21.01M	7.08466G	7.10567G	18.936M	7.085565G	7.1045G	Inf	1
20.405M	7.084495G	7.1049G	18.894M	7.08552G	7.104446G	Inf	2
20.02M	7.08477G	7.10479G	18.943M	7.085503G	7.104446G	Inf	3
20.35M	7.084825G	7.105175G	18.967M	7.085496G	7.104463G	Inf	4

5.925-6.425GHz_802.11be EHT40-BF_Nss2,(MCS0)_4TX

EBW

5965MHz

02/08/2023

CF (Hz)
5.965G

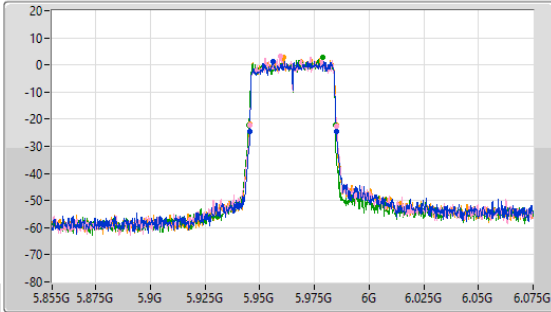
Span (Hz)
220M

RBW (Hz)
300k

VBW (Hz)
1M

Sweep Time (s)
48.7u

Detector Type
Peak



CF (Hz)
5.965G

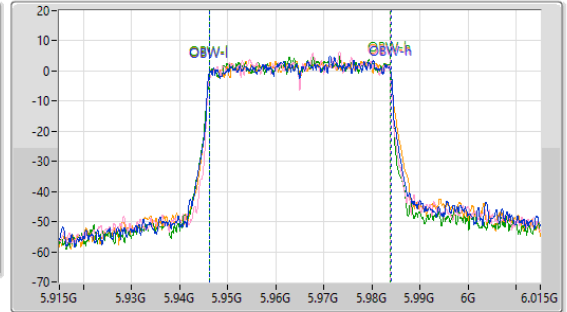
Span (Hz)
100M

RBW (Hz)
500k

VBW (Hz)
2M

Sweep Time (s)
12.6u

Detector Type
Peak



Port 1

Port 2

Port 3

Port 4

26dB(Hz)	Fl-26dB(Hz)	Fh-26dB(Hz)	OBW(Hz)	Fl-OBW(Hz)	Fh-OBW(Hz)	Limit(Hz)	Port
39.38M	5.94553G	5.98491G	37.78M	5.946137G	5.983917G	Inf	1
39.71M	5.94542G	5.98513G	37.431M	5.946269G	5.9837G	Inf	2
39.49M	5.94498G	5.98447G	37.599M	5.94626G	5.983859G	Inf	3
39.71M	5.9452G	5.98491G	37.615M	5.946241G	5.983856G	Inf	4

5.925-6.425GHz_802.11be EHT40-BF_Nss2,(MCS0)_4TX

EBW

6205MHz

02/08/2023

CF (Hz)
6.205G

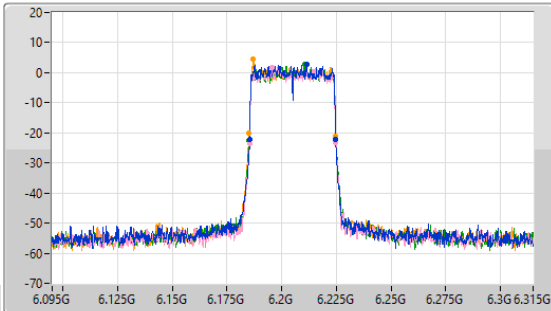
Span (Hz)
220M

RBW (Hz)
300k

VBW (Hz)
1M

Sweep Time (s)
48.7u

Detector Type
Peak



CF (Hz)
6.205G

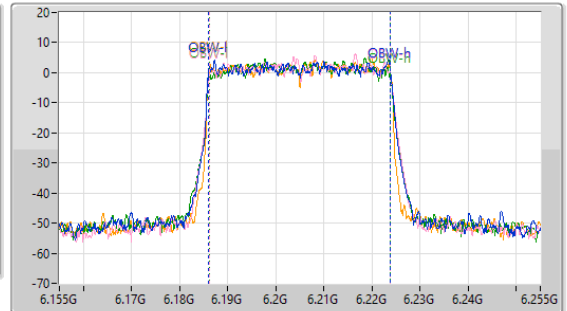
Span (Hz)
100M

RBW (Hz)
500k

VBW (Hz)
2M

Sweep Time (s)
12.6u

Detector Type
Peak



Port 1

Port 2

Port 3

Port 4

26dB(Hz)	Fl-26dB(Hz)	Fh-26dB(Hz)	OBW(Hz)	Fl-OBW(Hz)	Fh-OBW(Hz)	Limit(Hz)	Port
39.38M	6.18531G	6.22469G	37.847M	6.186042G	6.223889G	Inf	1
39.49M	6.18531G	6.2248G	37.673M	6.186191G	6.223864G	Inf	2
39.71M	6.18509G	6.2248G	37.584M	6.186191G	6.223775G	Inf	3
39.71M	6.18509G	6.2248G	37.716M	6.186135G	6.223851G	Inf	4

5.925-6.425GHz_802.11be EHT40-BF_Nss2,(MCS0)_4TX

EBW

6405MHz

02/08/2023

CF (Hz)
6.405G

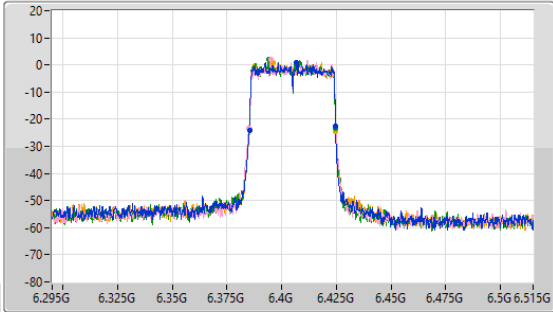
Span (Hz)
220M

RBW (Hz)
300k

VBW (Hz)
1M

Sweep Time (s)
48.7u

Detector Type
Peak



CF (Hz)
6.405G

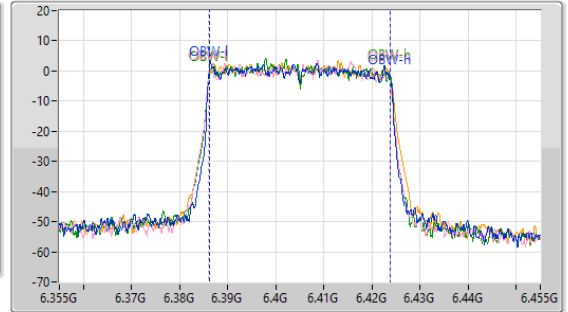
Span (Hz)
100M

RBW (Hz)
500k

VBW (Hz)
2M

Sweep Time (s)
12.6u

Detector Type
Peak



Port 1

Port 2

Port 3

Port 4

26dB(Hz)	Fl-26dB(Hz)	Fh-26dB(Hz)	OBW(Hz)	Fl-OBW(Hz)	Fh-OBW(Hz)	Limit(Hz)	Port
39.38M	6.3852G	6.42458G	37.665M	6.386121G	6.423786G	Inf	1
39.82M	6.38498G	6.4248G	37.696M	6.386053G	6.42375G	Inf	2
39.6M	6.38509G	6.42469G	37.698M	6.386171G	6.423869G	Inf	3
39.49M	6.38531G	6.4248G	37.751M	6.386147G	6.423898G	Inf	4

6.525-6.875GHz_802.11be EHT40-BF_Nss2,(MCS0)_4TX

EBW

6605MHz

02/08/2023

CF (Hz)
6.605G

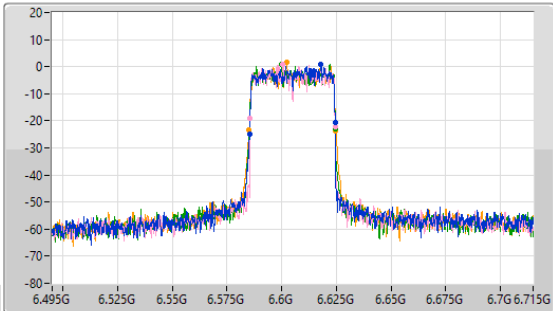
Span (Hz)
220M

RBW (Hz)
300k

VBW (Hz)
1M

Sweep Time (s)
48.7u

Detector Type
Peak



CF (Hz)
6.605G

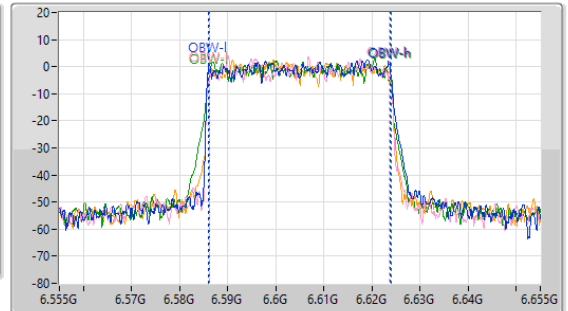
Span (Hz)
100M

RBW (Hz)
500k

VBW (Hz)
2M

Sweep Time (s)
12.6u

Detector Type
Peak



Port 1

Port 2

Port 3

Port 4

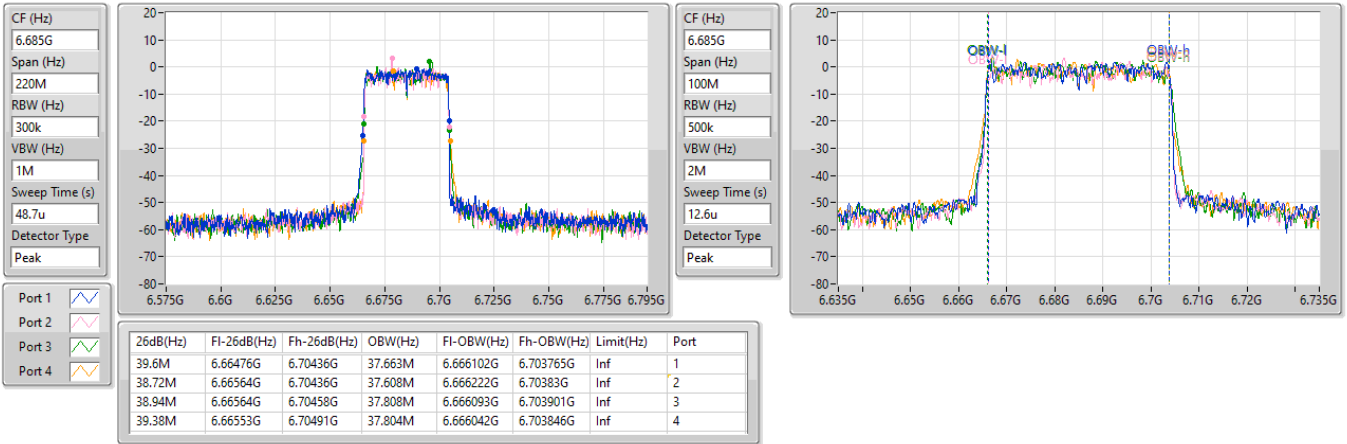
26dB(Hz)	Fl-26dB(Hz)	Fh-26dB(Hz)	OBW(Hz)	Fl-OBW(Hz)	Fh-OBW(Hz)	Limit(Hz)	Port
39.05M	6.58531G	6.62436G	37.89M	6.585977G	6.623867G	Inf	1
38.72M	6.58564G	6.62436G	37.395M	6.586286G	6.623681G	Inf	2
39.27M	6.5852G	6.62447G	37.796M	6.586108G	6.623904G	Inf	3
39.71M	6.58509G	6.6248G	37.468M	6.586228G	6.623696G	Inf	4

6.525-6.875GHz_802.11be EHT40-BF_Nss2,(MCS0)_4TX

EBW

6685MHz

02/08/2023

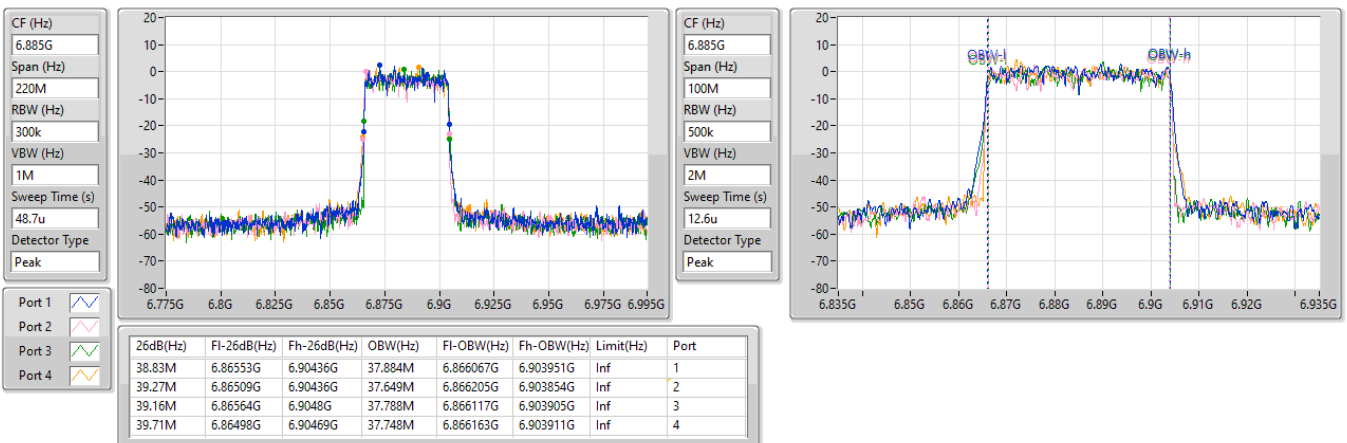


6.525-6.875GHz_802.11be EHT40-BF_Nss2,(MCS0)_4TX

EBW

6885MHz

02/08/2023

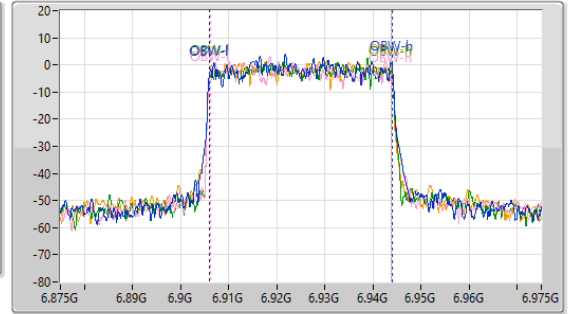
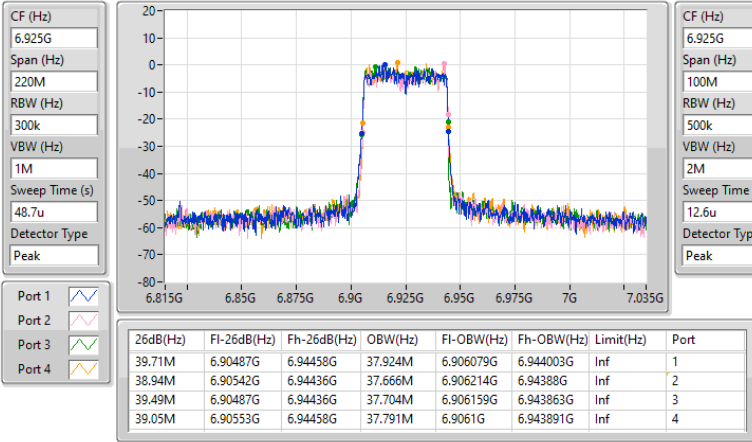


6.875-7.125GHz_802.11be EHT40-BF_Nss2,(MCS0)_4TX

EBW

6925MHz

02/08/2023

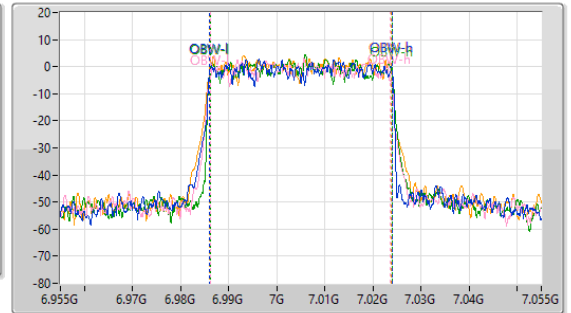
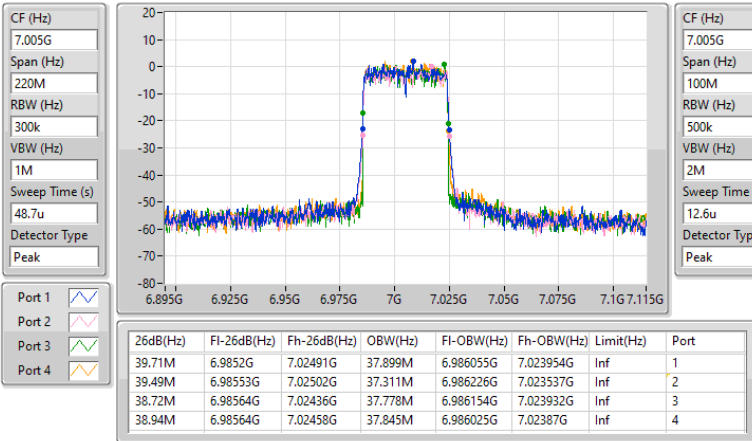


6.875-7.125GHz_802.11be EHT40-BF_Nss2,(MCS0)_4TX

EBW

7005MHz

02/08/2023

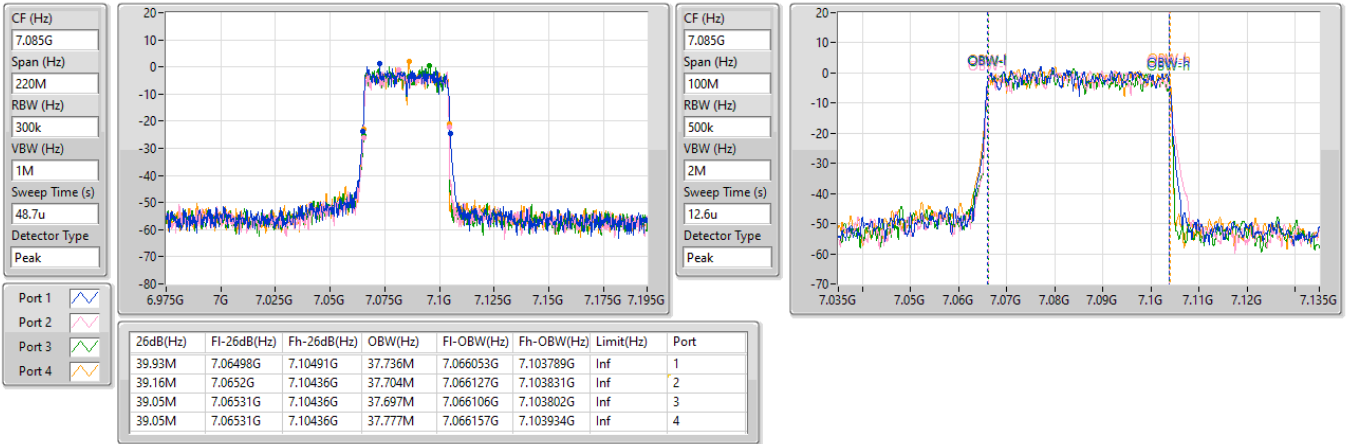


6.875-7.125GHz_802.11be EHT40-BF_Nss2,(MCS0)_4TX

EBW

7085MHz

02/08/2023

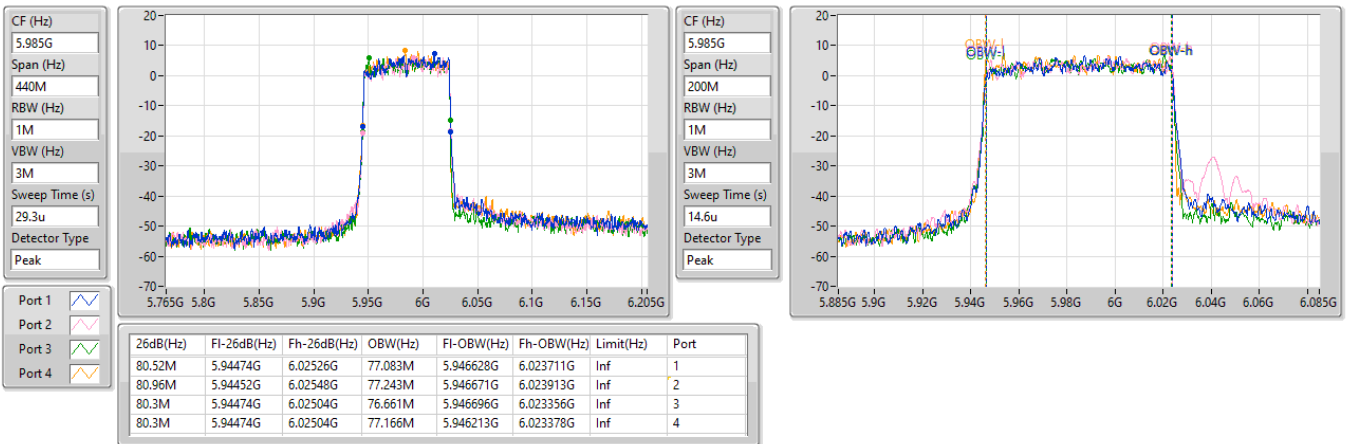


5.925-6.425GHz_802.11be EHT80-BF_Nss2,(MCS0)_4TX

EBW

5985MHz

02/08/2023

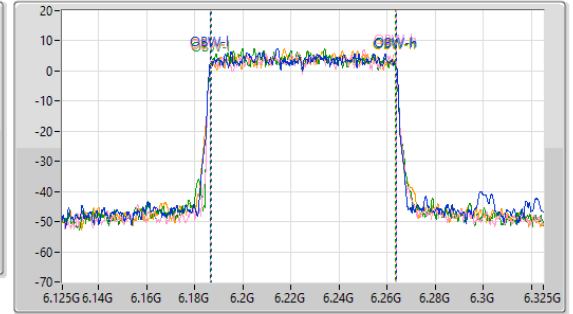
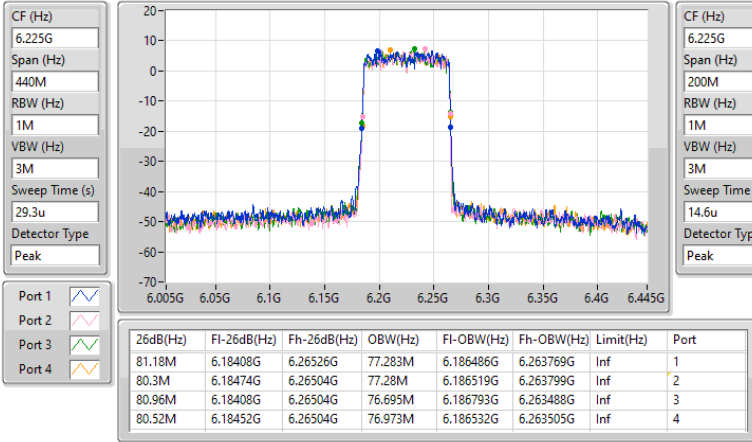


5.925-6.425GHz_802.11be EHT80-BF_Nss2,(MCS0)_4TX

EBW

6225MHz

02/08/2023

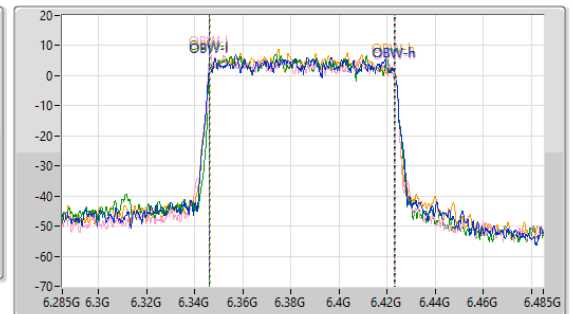
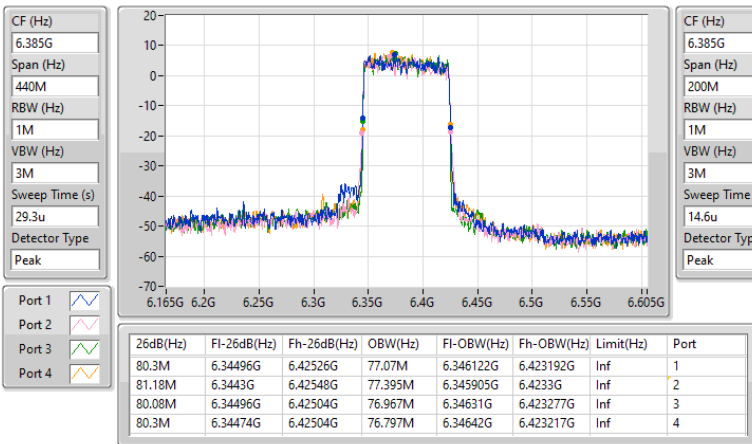


5.925-6.425GHz_802.11be EHT80-BF_Nss2,(MCS0)_4TX

EBW

6385MHz

02/08/2023

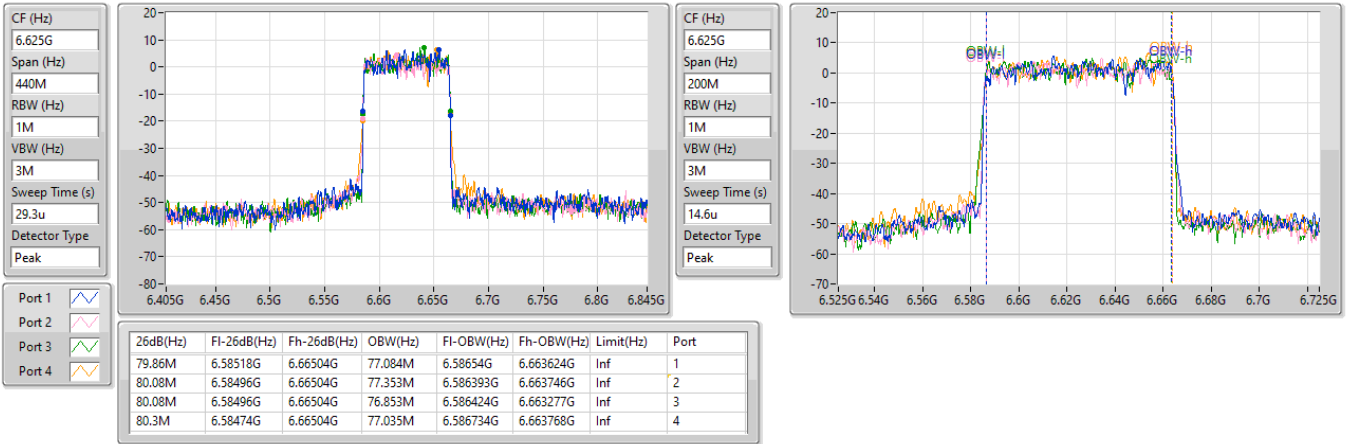


6.525-6.875GHz_802.11be EHT80-BF_Nss2,(MCS0)_4TX

EBW

6625MHz

02/08/2023

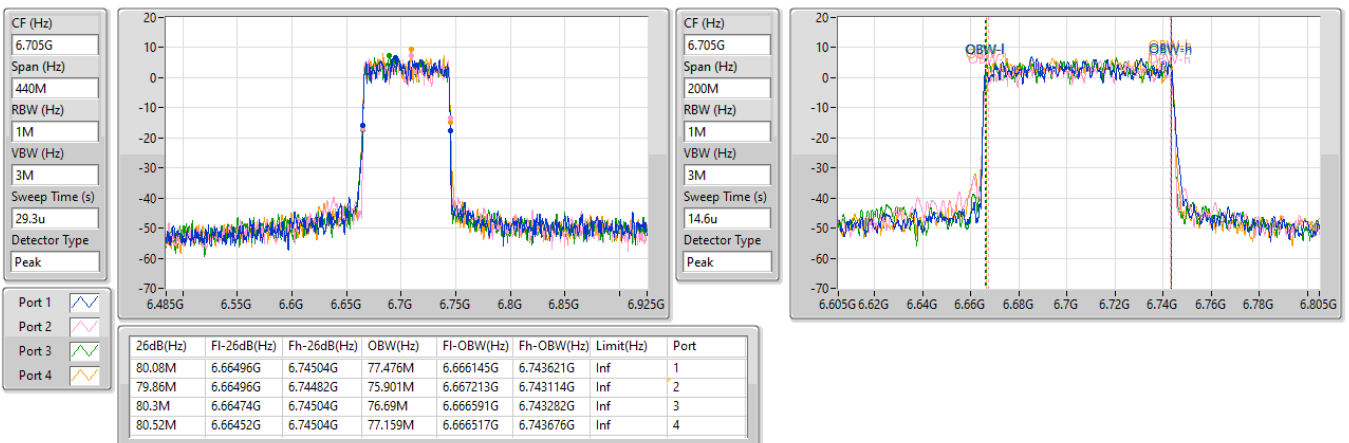


6.525-6.875GHz_802.11be EHT80-BF_Nss2,(MCS0)_4TX

EBW

6705MHz

02/08/2023

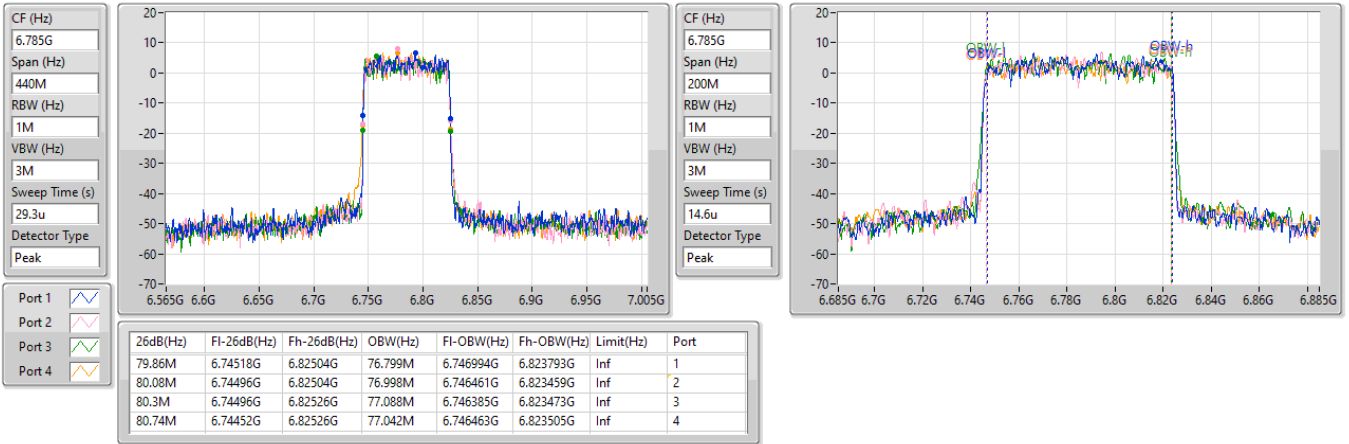


6.525-6.875GHz_802.11be EHT80-BF_Nss2,(MCS0)_4TX

EBW

6785MHz

02/08/2023

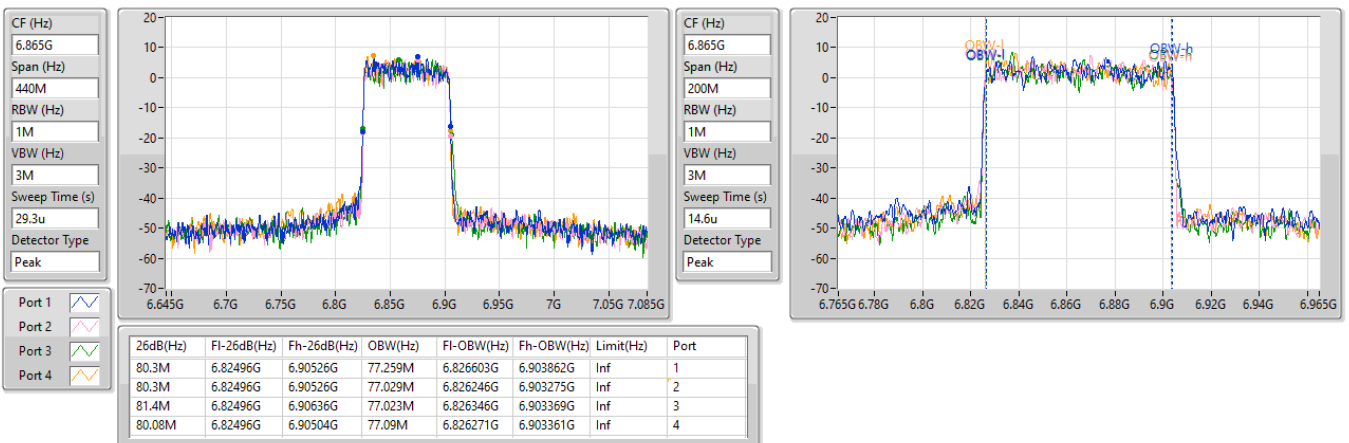


6.525-6.875GHz_802.11be EHT80-BF_Nss2,(MCS0)_4TX

EBW

6865MHz

02/08/2023

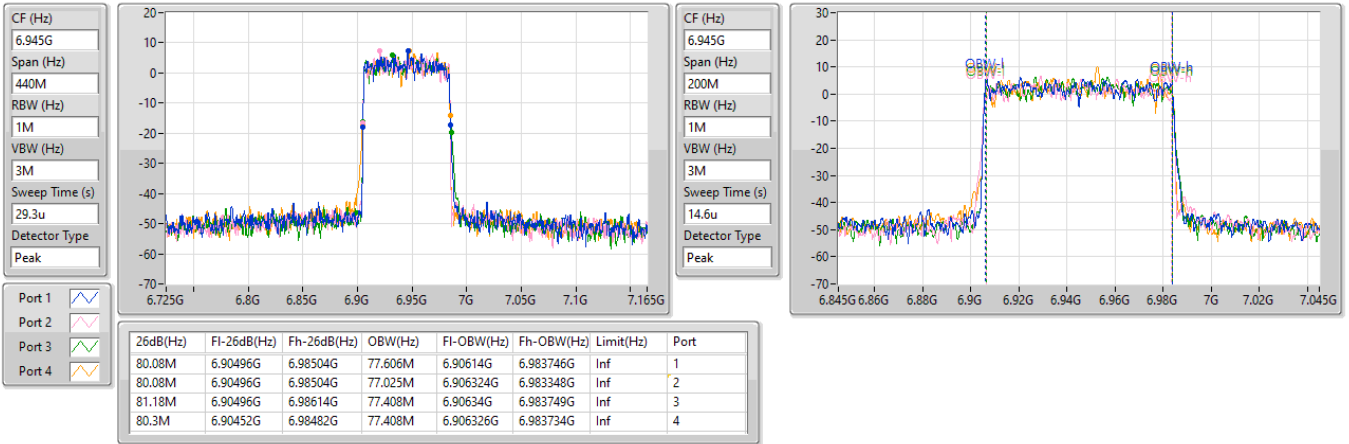


6.875-7.125GHz_802.11be EHT80-BF_Nss2,(MCS0)_4TX

EBW

6945MHz

02/08/2023

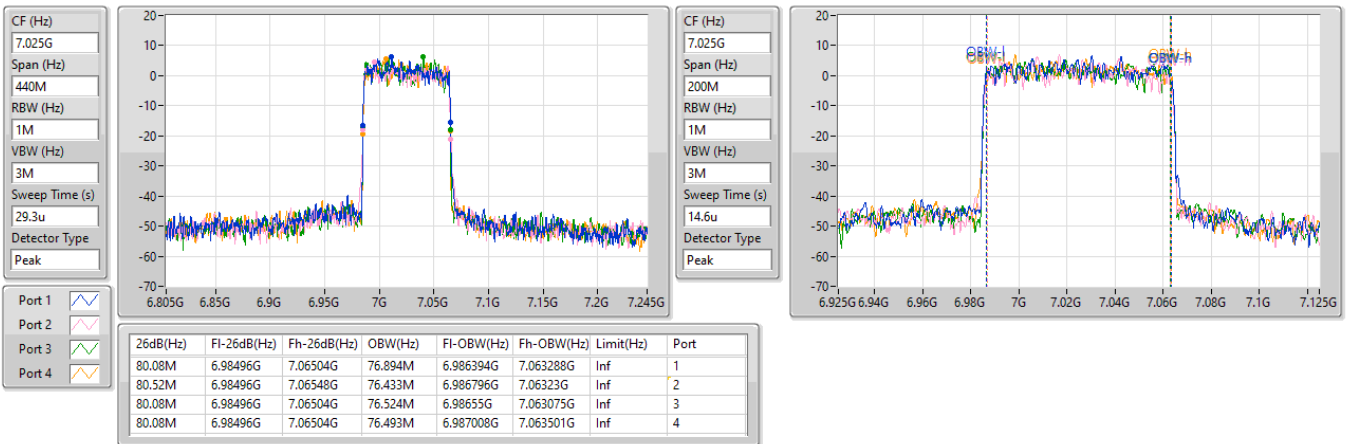


6.875-7.125GHz_802.11be EHT80-BF_Nss2,(MCS0)_4TX

EBW

7025MHz

02/08/2023

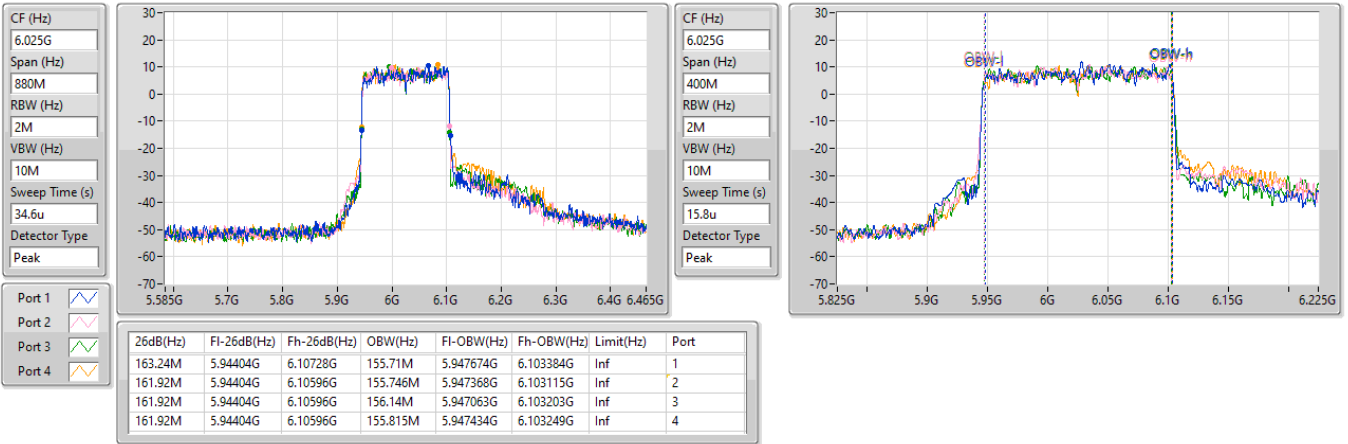


5.925-6.425GHz_802.11be EHT160-BF_Nss2,(MCS0)_4TX

EBW

6025MHz

02/08/2023

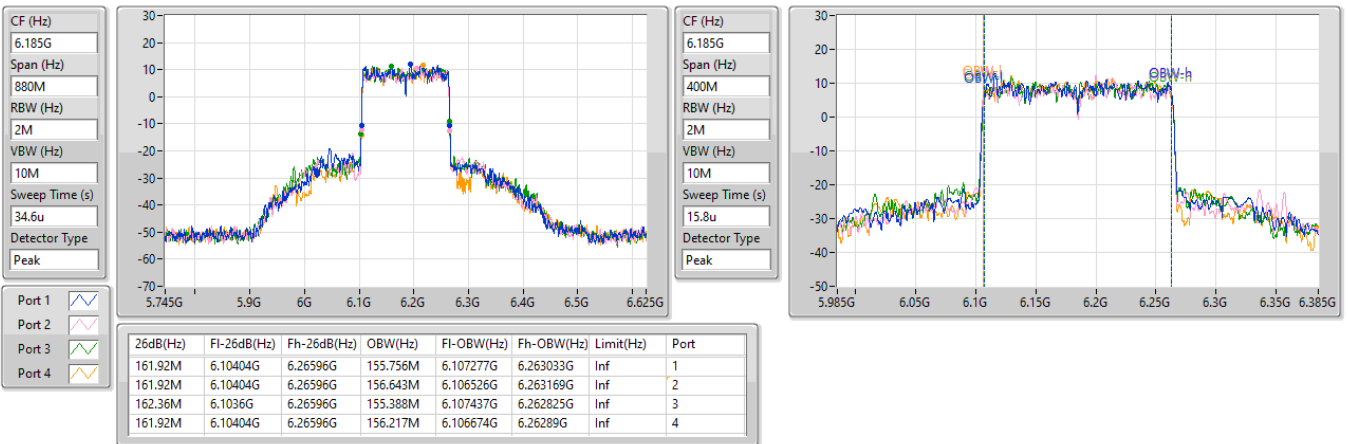


5.925-6.425GHz_802.11be EHT160-BF_Nss2,(MCS0)_4TX

EBW

6185MHz

02/08/2023



5.925-6.425GHz_802.11be EHT160-BF_Nss2,(MCS0)_4TX

EBW

6345MHz

02/08/2023

CF (Hz)
6.345G

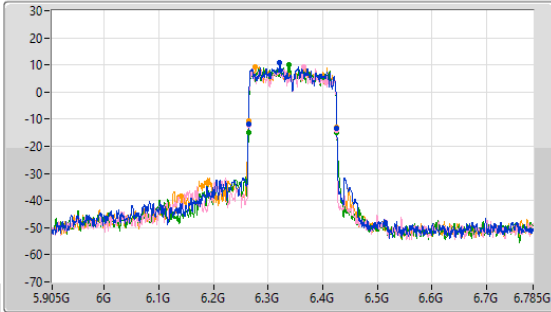
Span (Hz)
800M

RBW (Hz)
2M

VBW (Hz)
10M

Sweep Time (s)
34.6u

Detector Type
Peak



CF (Hz)
6.345G

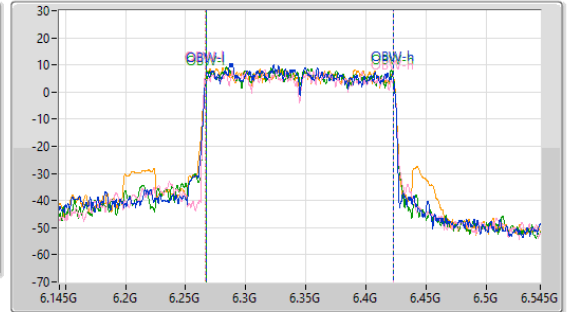
Span (Hz)
400M

RBW (Hz)
2M

VBW (Hz)
10M

Sweep Time (s)
15.8u

Detector Type
Peak



Port 1

Port 2

Port 3

Port 4

26dB(Hz)	Fl-26dB(Hz)	Fh-26dB(Hz)	OBW(Hz)	Fl-OBW(Hz)	Fh-OBW(Hz)	Limit(Hz)	Port
161.92M	6.26404G	6.42596G	155.739M	6.266935G	6.422673G	Inf	1
161.92M	6.26404G	6.42596G	156.692M	6.266035G	6.422727G	Inf	2
161.92M	6.26404G	6.42596G	155.854M	6.267022G	6.422876G	Inf	3
161.92M	6.26404G	6.42596G	156.386M	6.26668G	6.423066G	Inf	4

6.525-6.875GHz_802.11be EHT160-BF_Nss2,(MCS0)_4TX

EBW

6665MHz

02/08/2023

CF (Hz)
6.665G

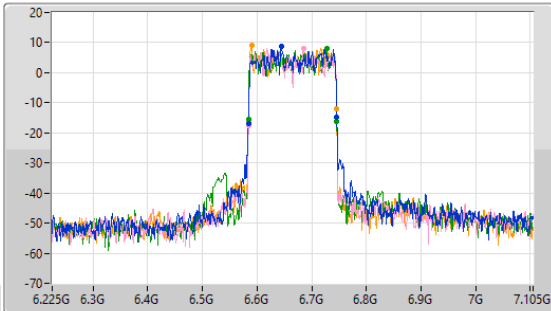
Span (Hz)
800M

RBW (Hz)
2M

VBW (Hz)
10M

Sweep Time (s)
34.6u

Detector Type
Peak



CF (Hz)
6.665G

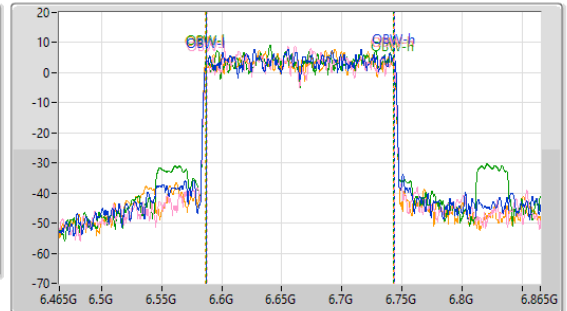
Span (Hz)
400M

RBW (Hz)
2M

VBW (Hz)
10M

Sweep Time (s)
15.8u

Detector Type
Peak



Port 1

Port 2

Port 3

Port 4

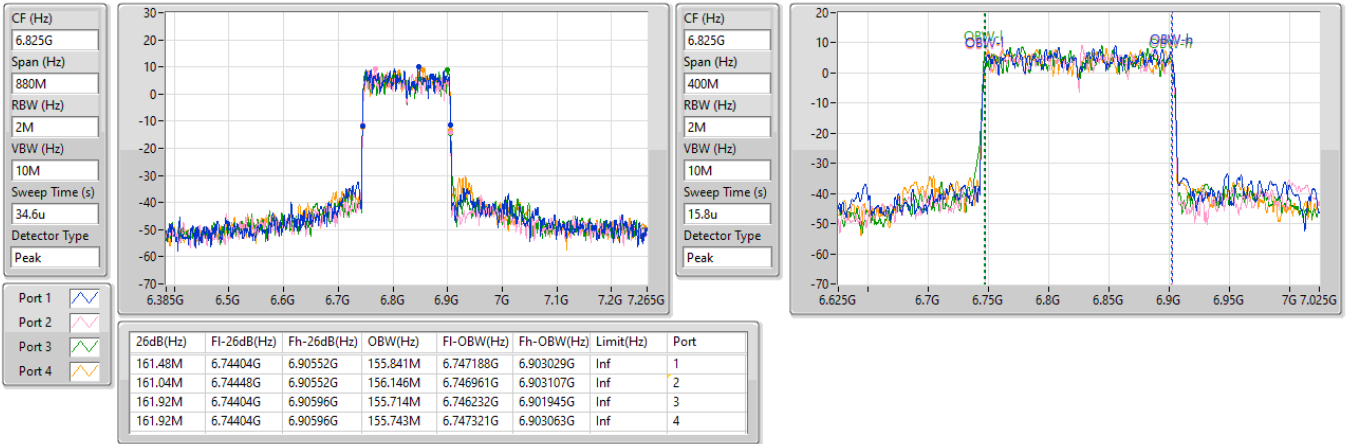
26dB(Hz)	Fl-26dB(Hz)	Fh-26dB(Hz)	OBW(Hz)	Fl-OBW(Hz)	Fh-OBW(Hz)	Limit(Hz)	Port
161.92M	6.58404G	6.74596G	157.124M	6.586876G	6.744G	Inf	1
161.92M	6.58404G	6.74596G	155.856M	6.587667G	6.743523G	Inf	2
161.92M	6.58404G	6.74596G	156.071M	6.58676G	6.74283G	Inf	3
161.48M	6.58404G	6.74552G	156.555M	6.586516G	6.74307G	Inf	4

6.525-6.875GHz_802.11be EHT160-BF_Nss2,(MCS0)_4TX

EBW

6825MHz

02/08/2023

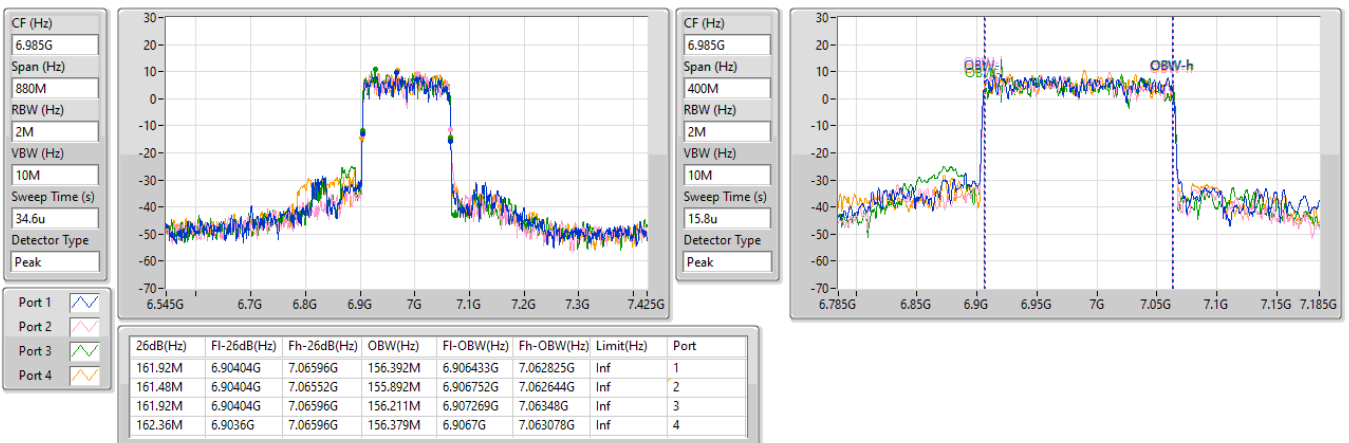


6.875-7.125GHz_802.11be EHT160-BF_Nss2,(MCS0)_4TX

EBW

6985MHz

02/08/2023



5.925-6.425GHz_802.11be EHT320-BF_Nss2,(MCS0)_4TX

EBW

6105MHz

02/08/2023

CF (Hz)
6.105G

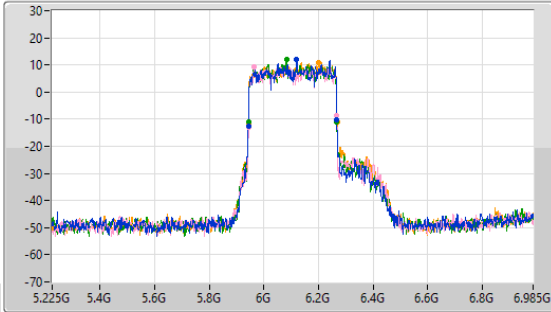
Span (Hz)
1.76G

RBW (Hz)
3M

VBW (Hz)
10M

Sweep Time (s)
53.4u

Detector Type
Peak



CF (Hz)
6.105G

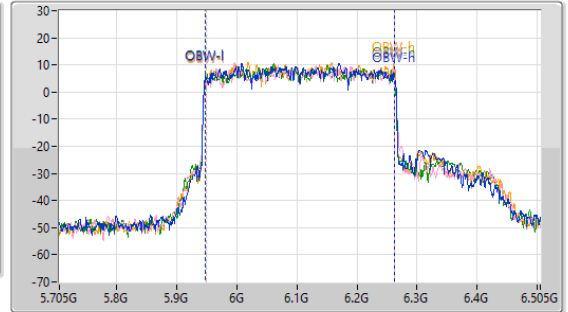
Span (Hz)
800M

RBW (Hz)
3M

VBW (Hz)
10M

Sweep Time (s)
24.6u

Detector Type
Peak



Port 1

Port 2

Port 3

Port 4

26dB(Hz)	Fl-26dB(Hz)	Fh-26dB(Hz)	OBW(Hz)	Fl-OBW(Hz)	Fh-OBW(Hz)	Limit(Hz)	Port
323.84M	5.94308G	6.26692G	314.127M	5.948053G	6.26218G	Inf	1
323.84M	5.94308G	6.26692G	313.984M	5.948694G	6.262678G	Inf	2
323.84M	5.94308G	6.26692G	313.758M	5.948006G	6.261764G	Inf	3
324.72M	5.94308G	6.2678G	313.508M	5.949349G	6.262858G	Inf	4

5.925-6.425GHz_802.11be EHT320-BF_Nss2,(MCS0)_4TX

EBW

6265MHz

02/08/2023

CF (Hz)
6.265G

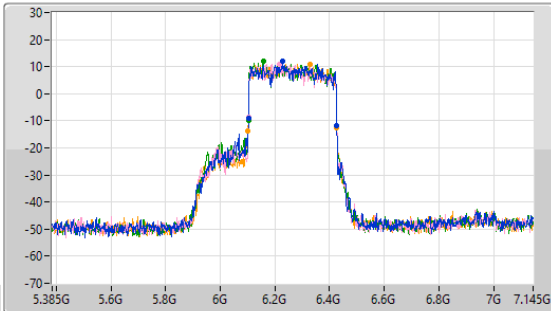
Span (Hz)
1.76G

RBW (Hz)
3M

VBW (Hz)
10M

Sweep Time (s)
53.4u

Detector Type
Peak



CF (Hz)
6.265G

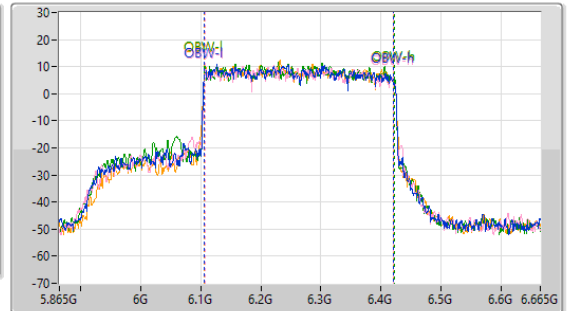
Span (Hz)
800M

RBW (Hz)
3M

VBW (Hz)
10M

Sweep Time (s)
24.6u

Detector Type
Peak



Port 1

Port 2

Port 3

Port 4

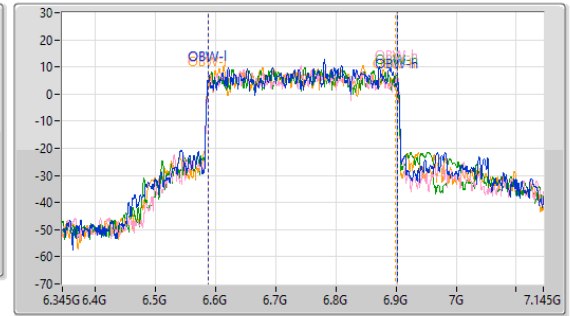
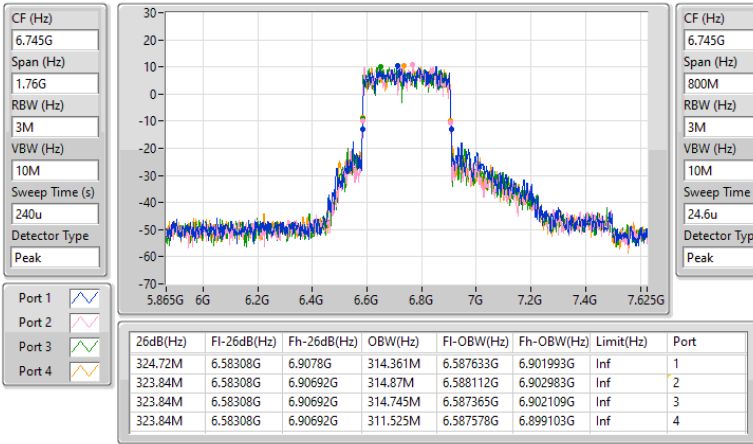
26dB(Hz)	Fl-26dB(Hz)	Fh-26dB(Hz)	OBW(Hz)	Fl-OBW(Hz)	Fh-OBW(Hz)	Limit(Hz)	Port
323.84M	6.10308G	6.42692G	314.776M	6.106353G	6.421129G	Inf	1
323.84M	6.10308G	6.42692G	314.309M	6.107017G	6.421325G	Inf	2
323.84M	6.10308G	6.42692G	315.506M	6.106206G	6.421712G	Inf	3
324.72M	6.1022G	6.42692G	314.785M	6.106508G	6.421293G	Inf	4

6.525-6.875GHz_802.11be EHT320-BF_Nss2,(MCS0)_4TX

EBW

6745MHz

02/08/2023

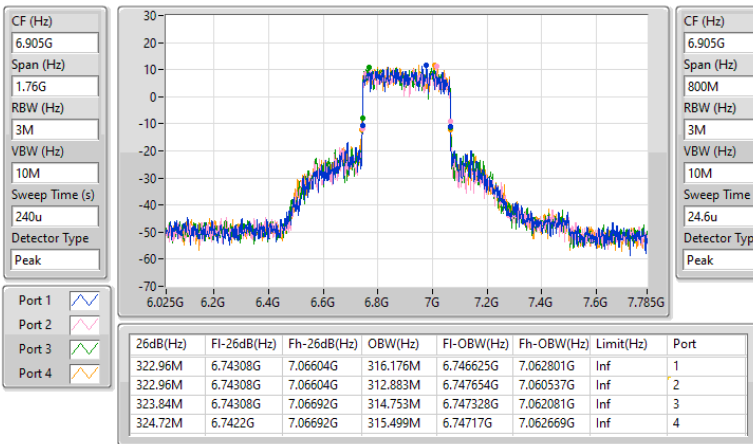


6.875-7.125GHz_802.11be EHT320-BF_Nss2,(MCS0)_4TX

EBW

6905MHz

02/08/2023



Summary

Mode	EIRP (dBm)	EIRP (W)
5.925-6.425GHz	-	-
802.11be EHT20-BF_Nss1,(MCS0)_4TX	16.45	0.04416
802.11be EHT20-BF_Nss2,(MCS0)_4TX	16.75	0.04732
802.11be EHT40-BF_Nss1,(MCS0)_4TX	18.30	0.06761
802.11be EHT40-BF_Nss2,(MCS0)_4TX	20.09	0.10209
802.11be EHT80-BF_Nss1,(MCS0)_4TX	20.26	0.10617
802.11be EHT80-BF_Nss2,(MCS0)_4TX	22.65	0.18408
802.11be EHT160-BF_Nss1,(MCS0)_4TX	22.72	0.18707
802.11be EHT160-BF_Nss2,(MCS0)_4TX	26.47	0.44361
802.11be EHT320-BF_Nss1,(MCS0)_4TX	25.45	0.35075
802.11be EHT320-BF_Nss2,(MCS0)_4TX	26.98	0.49888
6.525-6.875GHz	-	-
802.11be EHT20-BF_Nss1,(MCS0)_4TX	16.15	0.04121
802.11be EHT20-BF_Nss2,(MCS0)_4TX	16.90	0.04898
802.11be EHT40-BF_Nss1,(MCS0)_4TX	18.27	0.06714
802.11be EHT40-BF_Nss2,(MCS0)_4TX	20.83	0.12106
802.11be EHT80-BF_Nss1,(MCS0)_4TX	19.44	0.08790
802.11be EHT80-BF_Nss2,(MCS0)_4TX	23.31	0.21429
802.11be EHT160-BF_Nss1,(MCS0)_4TX	22.27	0.16866
802.11be EHT160-BF_Nss2,(MCS0)_4TX	26.09	0.40644
802.11be EHT320-BF_Nss1,(MCS0)_4TX	25.19	0.33037
802.11be EHT320-BF_Nss2,(MCS0)_4TX	26.53	0.44978
6.875-7.125GHz	-	-
802.11be EHT20-BF_Nss1,(MCS0)_4TX	17.00	0.05012
802.11be EHT20-BF_Nss2,(MCS0)_4TX	16.65	0.04624
802.11be EHT40-BF_Nss1,(MCS0)_4TX	20.08	0.10186
802.11be EHT40-BF_Nss2,(MCS0)_4TX	20.81	0.12050
802.11be EHT80-BF_Nss1,(MCS0)_4TX	20.13	0.10304
802.11be EHT80-BF_Nss2,(MCS0)_4TX	21.81	0.15171
802.11be EHT160-BF_Nss1,(MCS0)_4TX	23.61	0.22961
802.11be EHT160-BF_Nss2,(MCS0)_4TX	26.77	0.47534
802.11be EHT320-BF_Nss1,(MCS0)_4TX	25.39	0.34594
802.11be EHT320-BF_Nss2,(MCS0)_4TX	27.20	0.52481

Result

Mode	Result	EIRP (dBm)	EIRP Limit (dBm)
802.11be EHT20-BF_Nss1,(MCS0)_4TX	-	-	-
5955MHz	Pass	16.45	30.00
6195MHz	Pass	16.44	30.00
6415MHz	Pass	15.65	30.00
6595MHz	Pass	14.43	30.00
6695MHz	Pass	16.15	30.00
6875MHz Straddle 6.525-6.875GHz	Pass	15.57	30.00
6895MHz	Pass	16.92	30.00
6995MHz	Pass	17.00	30.00
7095MHz	Pass	16.11	30.00
802.11be EHT40-BF_Nss1,(MCS0)_4TX	-	-	-
5965MHz	Pass	16.75	30.00
6205MHz	Pass	18.08	30.00
6405MHz	Pass	18.30	30.00
6605MHz	Pass	18.27	30.00
6685MHz	Pass	18.05	30.00
6885MHz Straddle 6.525-6.875GHz	Pass	16.93	30.00
6925MHz	Pass	20.08	30.00
7005MHz	Pass	16.57	30.00
7085MHz	Pass	16.25	30.00
802.11be EHT80-BF_Nss1,(MCS0)_4TX	-	-	-
5985MHz	Pass	19.00	30.00
6225MHz	Pass	18.28	30.00
6385MHz	Pass	20.26	30.00
6625MHz	Pass	18.62	30.00
6705MHz	Pass	18.53	30.00
6785MHz	Pass	18.37	30.00
6865MHz Straddle 6.525-6.875GHz	Pass	19.44	30.00
6945MHz	Pass	20.13	30.00
7025MHz	Pass	19.73	30.00
802.11be EHT160-BF_Nss1,(MCS0)_4TX	-	-	-
6025MHz	Pass	21.21	30.00
6185MHz	Pass	22.72	30.00
6345MHz	Pass	21.53	30.00
6665MHz	Pass	22.27	30.00
6825MHz Straddle 6.525-6.875GHz	Pass	21.90	30.00
6985MHz	Pass	23.61	30.00
802.11be EHT320-BF_Nss1,(MCS0)_4TX	-	-	-
6105MHz	Pass	25.25	30.00
6265MHz Straddle 5.925-6.425GHz	Pass	25.45	30.00
6745MHz Straddle 6.525-6.875GHz	Pass	25.19	30.00
6905MHz	Pass	25.39	30.00
802.11be EHT20-BF_Nss2,(MCS0)_4TX	-	-	-
5955MHz	Pass	16.68	30.00
6195MHz	Pass	16.75	30.00
6415MHz	Pass	16.31	30.00
6595MHz	Pass	16.90	30.00
6695MHz	Pass	12.39	30.00
6875MHz Straddle 6.525-6.875GHz	Pass	16.20	30.00
6895MHz	Pass	16.65	30.00
6995MHz	Pass	13.49	30.00
7095MHz	Pass	15.52	30.00
802.11be EHT40-BF_Nss2,(MCS0)_4TX	-	-	-
5965MHz	Pass	20.00	30.00
6205MHz	Pass	20.09	30.00

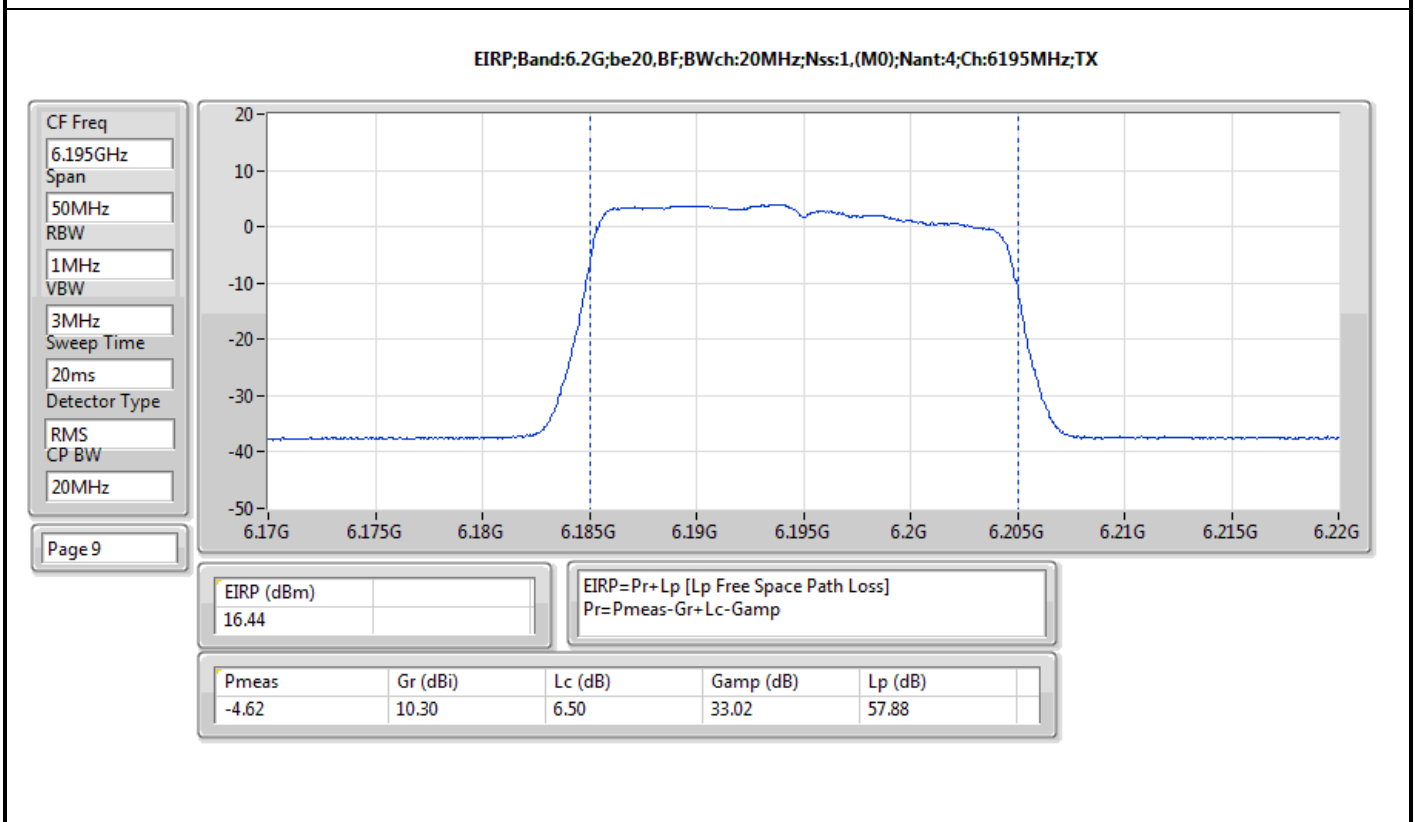
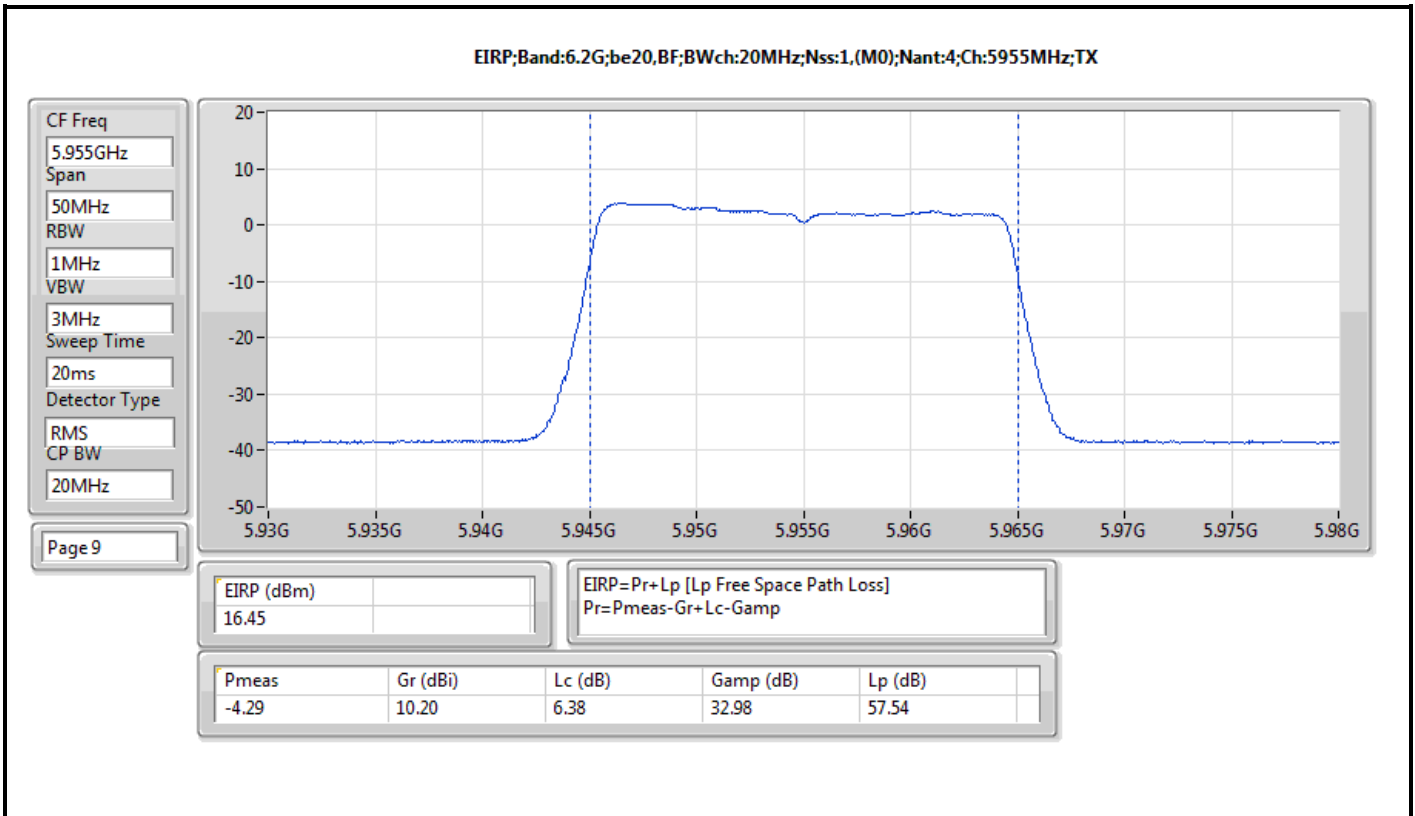


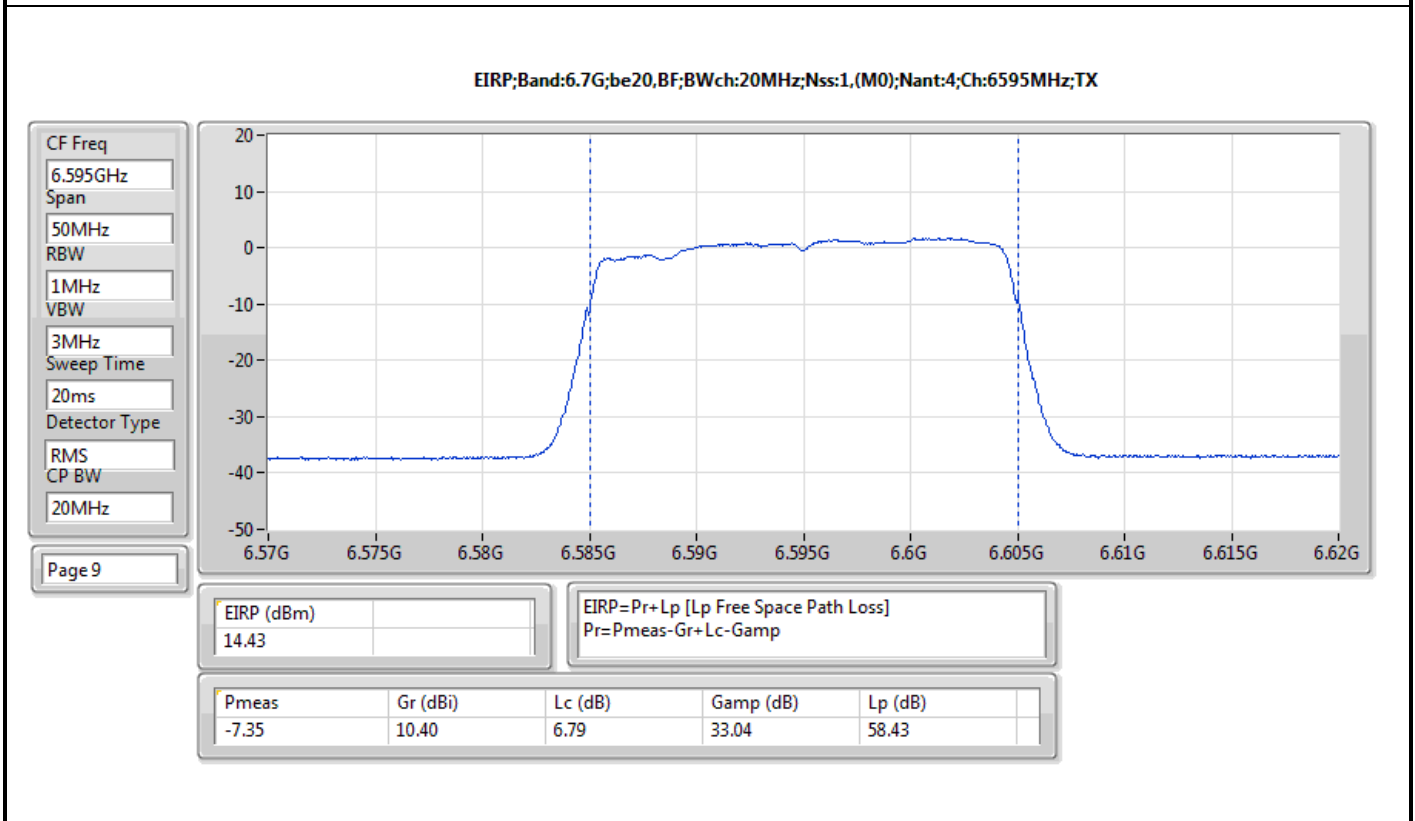
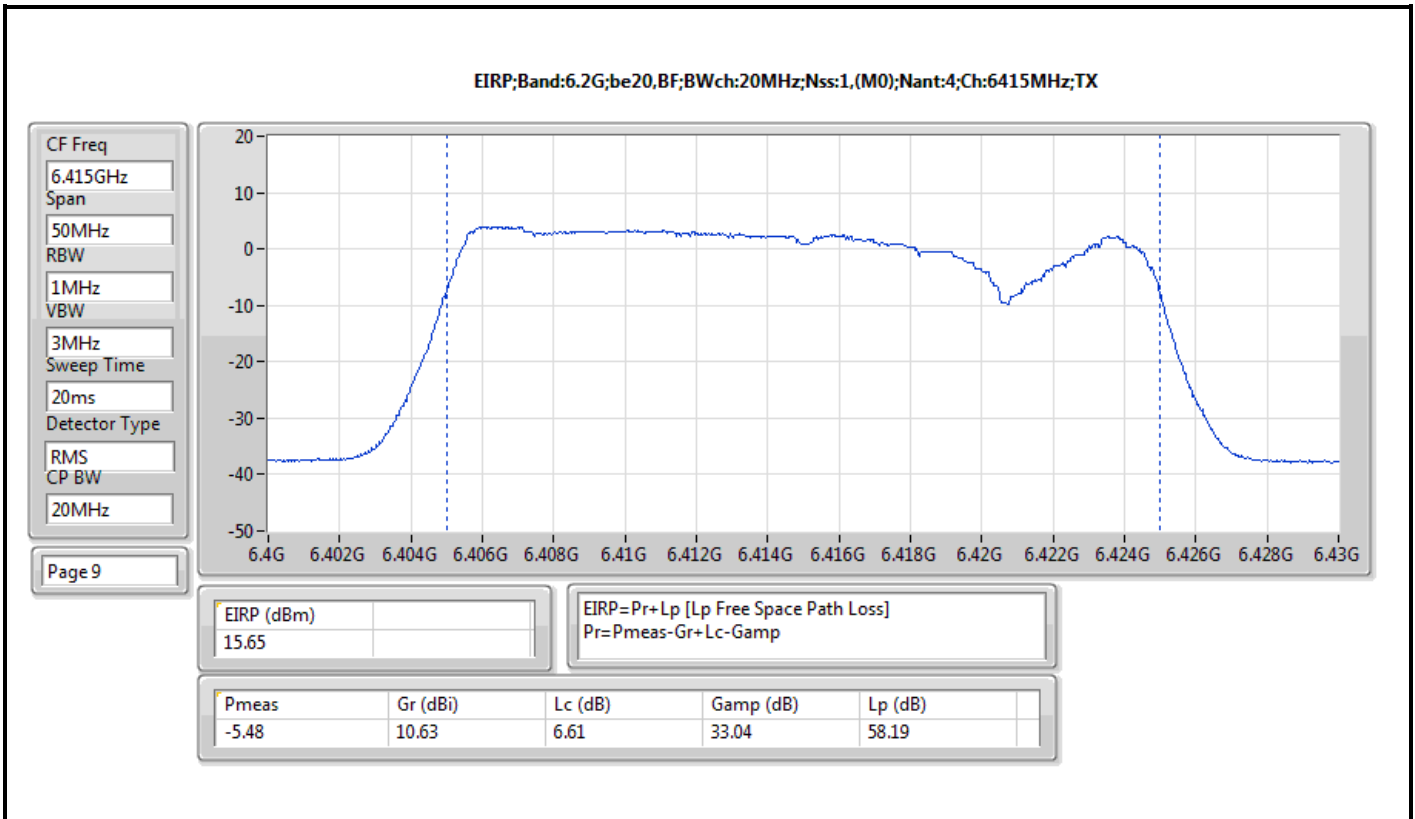
Average Power

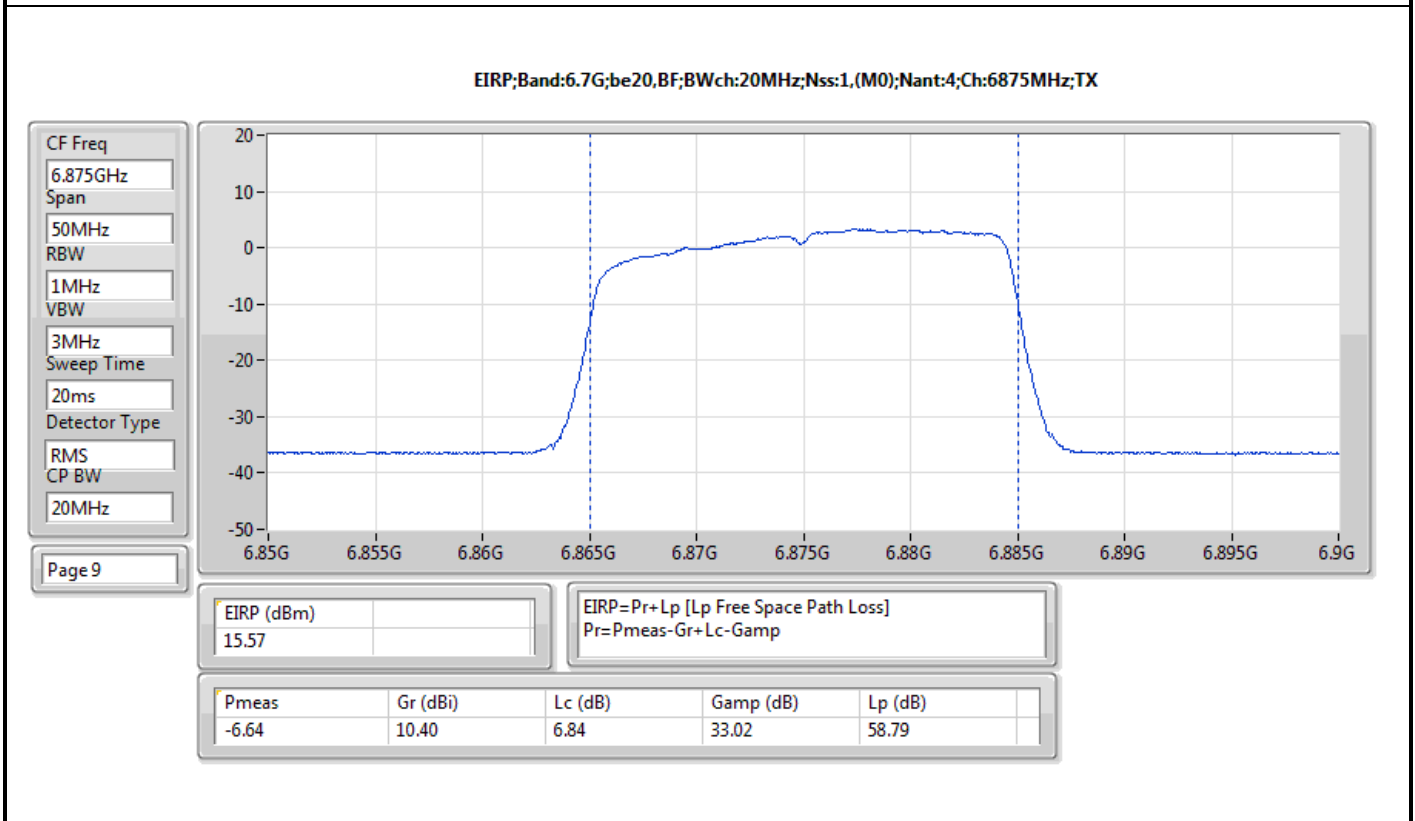
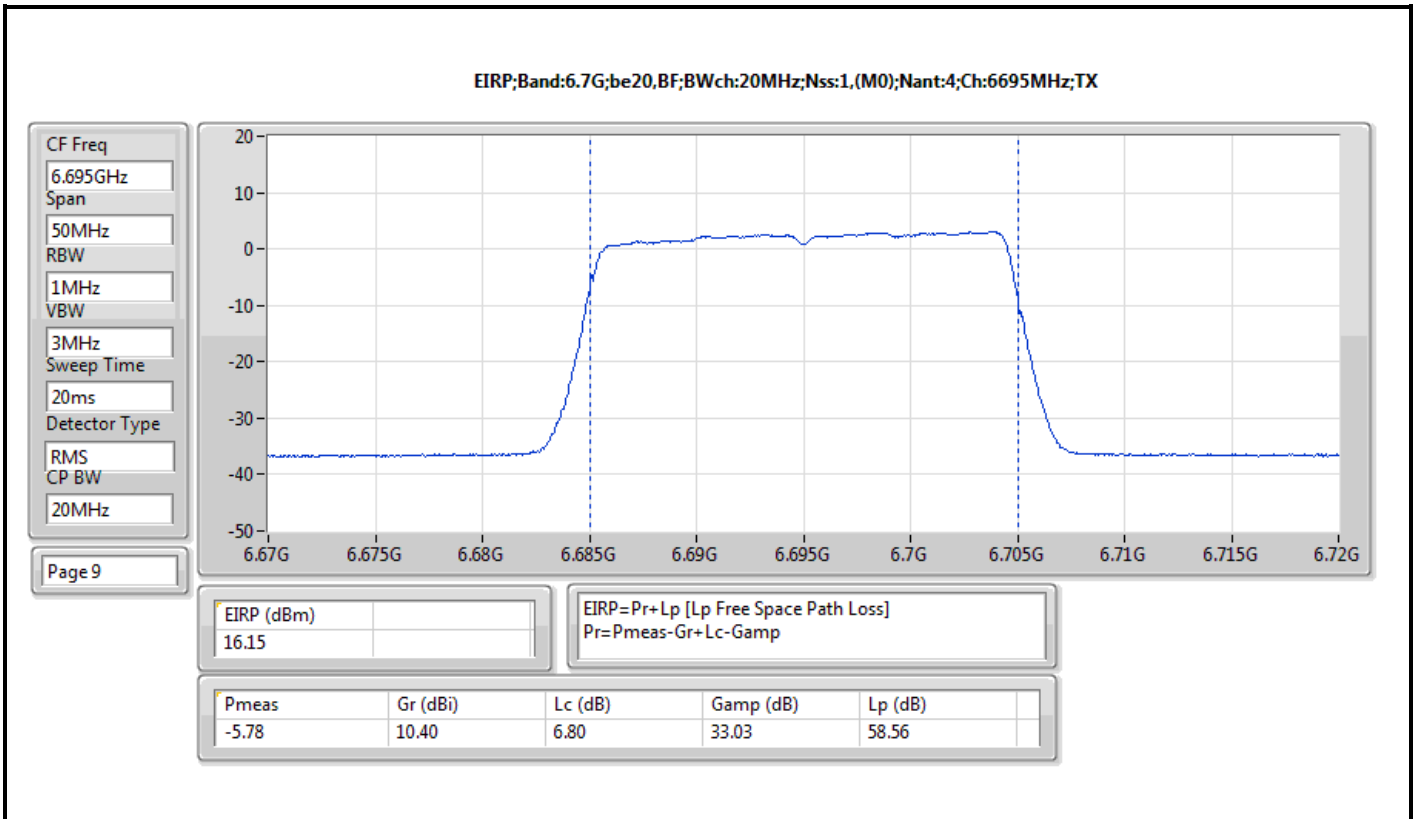
Appendix C

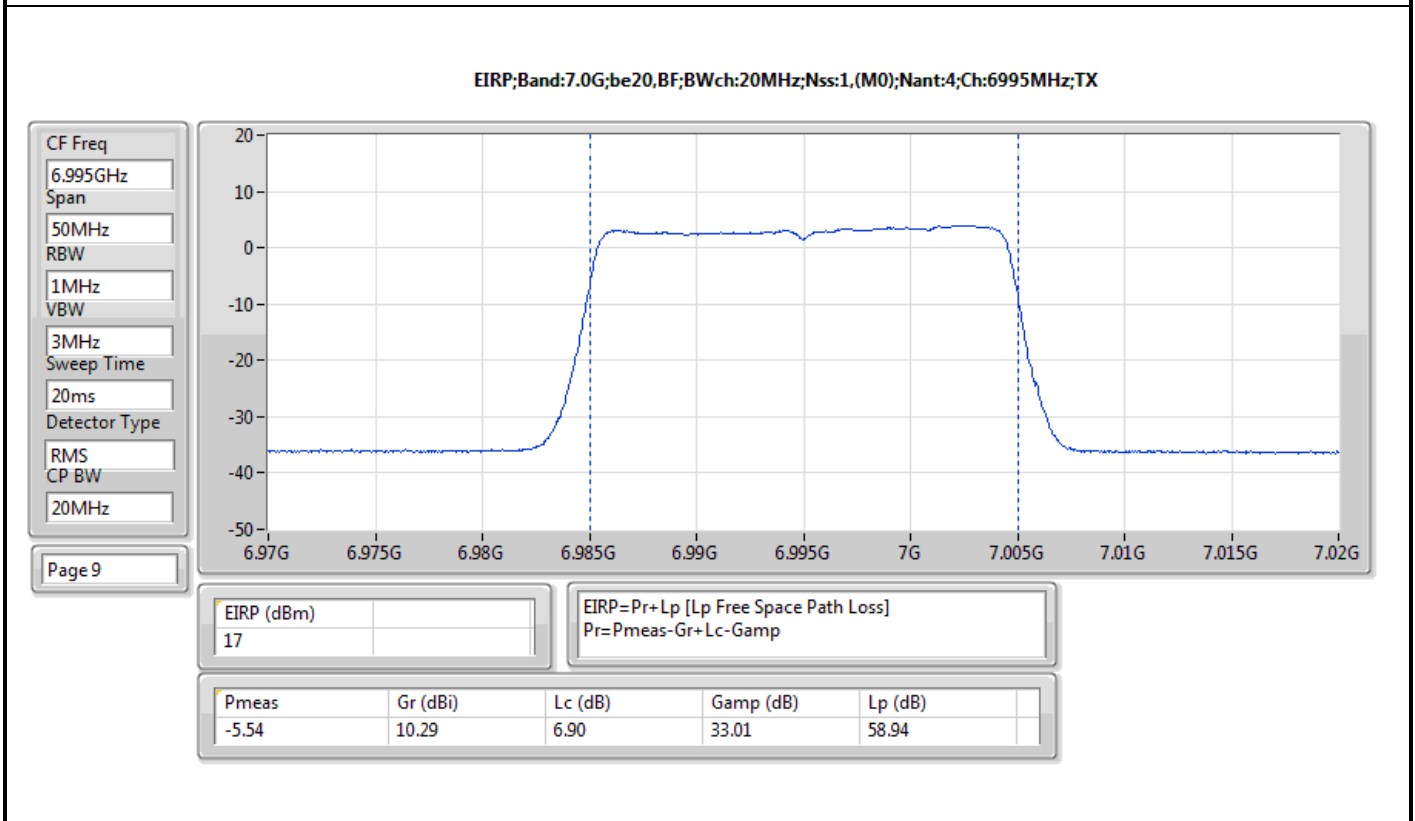
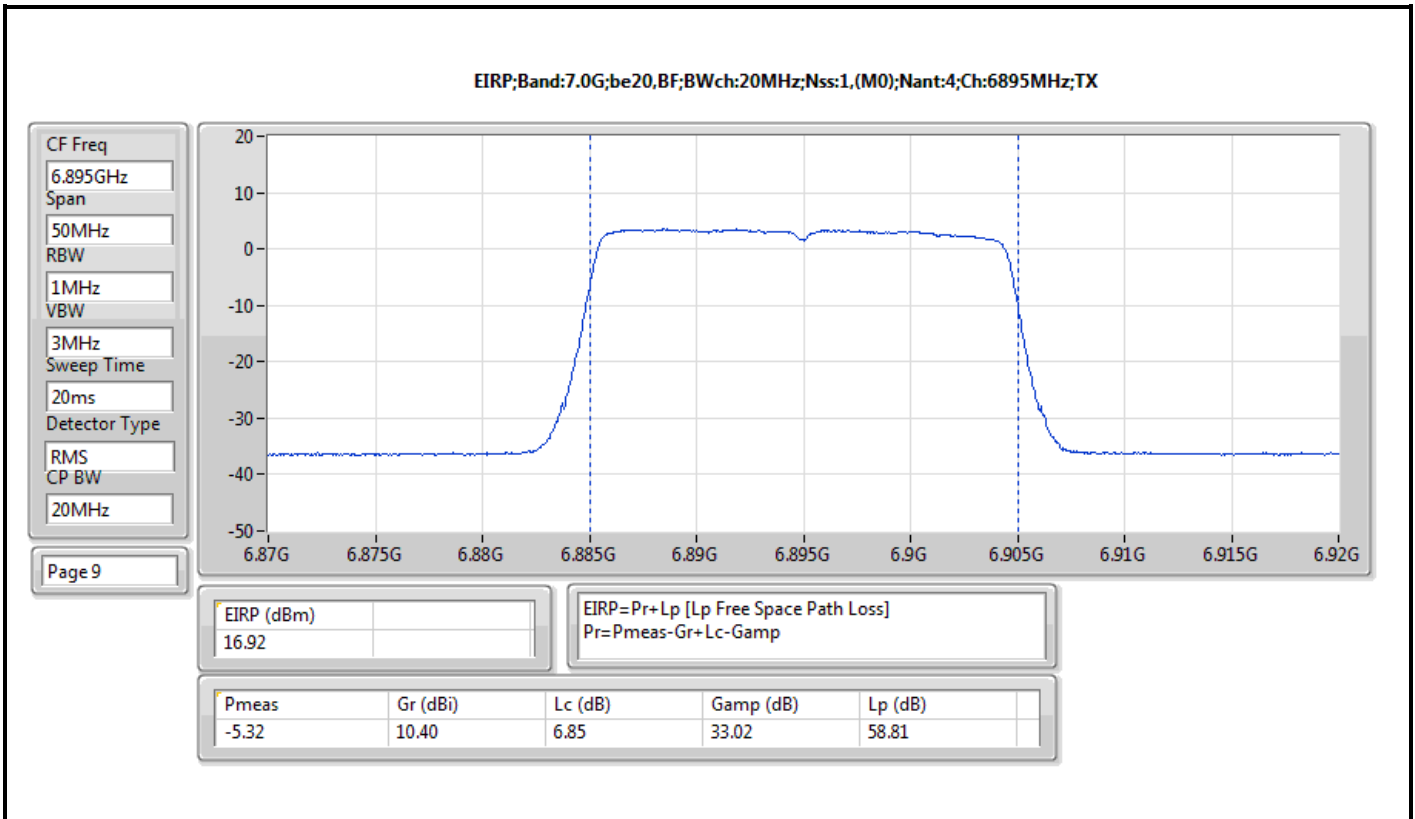
Mode	Result	EIRP (dBm)	EIRP Limit (dBm)
6405MHz	Pass	18.87	30.00
6605MHz	Pass	18.21	30.00
6685MHz	Pass	19.65	30.00
6885MHz Straddle 6.525-6.875GHz	Pass	20.83	30.00
6925MHz	Pass	20.10	30.00
7005MHz	Pass	20.81	30.00
7085MHz	Pass	20.67	30.00
802.11be EHT80-BF_Nss2,(MCS0)_4TX	-	-	-
5985MHz	Pass	21.87	30.00
6225MHz	Pass	22.65	30.00
6385MHz	Pass	22.57	30.00
6625MHz	Pass	21.74	30.00
6705MHz	Pass	21.64	30.00
6785MHz	Pass	21.61	30.00
6865MHz Straddle 6.525-6.875GHz	Pass	23.31	30.00
6945MHz	Pass	21.28	30.00
7025MHz	Pass	21.81	30.00
802.11be EHT160-BF_Nss2,(MCS0)_4TX	-	-	-
6025MHz	Pass	25.64	30.00
6185MHz	Pass	24.37	30.00
6345MHz	Pass	26.47	30.00
6665MHz	Pass	25.35	30.00
6825MHz Straddle 6.525-6.875GHz	Pass	26.09	30.00
6985MHz	Pass	26.77	30.00
802.11be EHT320-BF_Nss2,(MCS0)_4TX	-	-	-
6105MHz	Pass	26.73	30.00
6265MHz Straddle 5.925-6.425GHz	Pass	26.98	30.00
6745MHz Straddle 6.525-6.875GHz	Pass	26.53	30.00
6905MHz	Pass	27.20	30.00

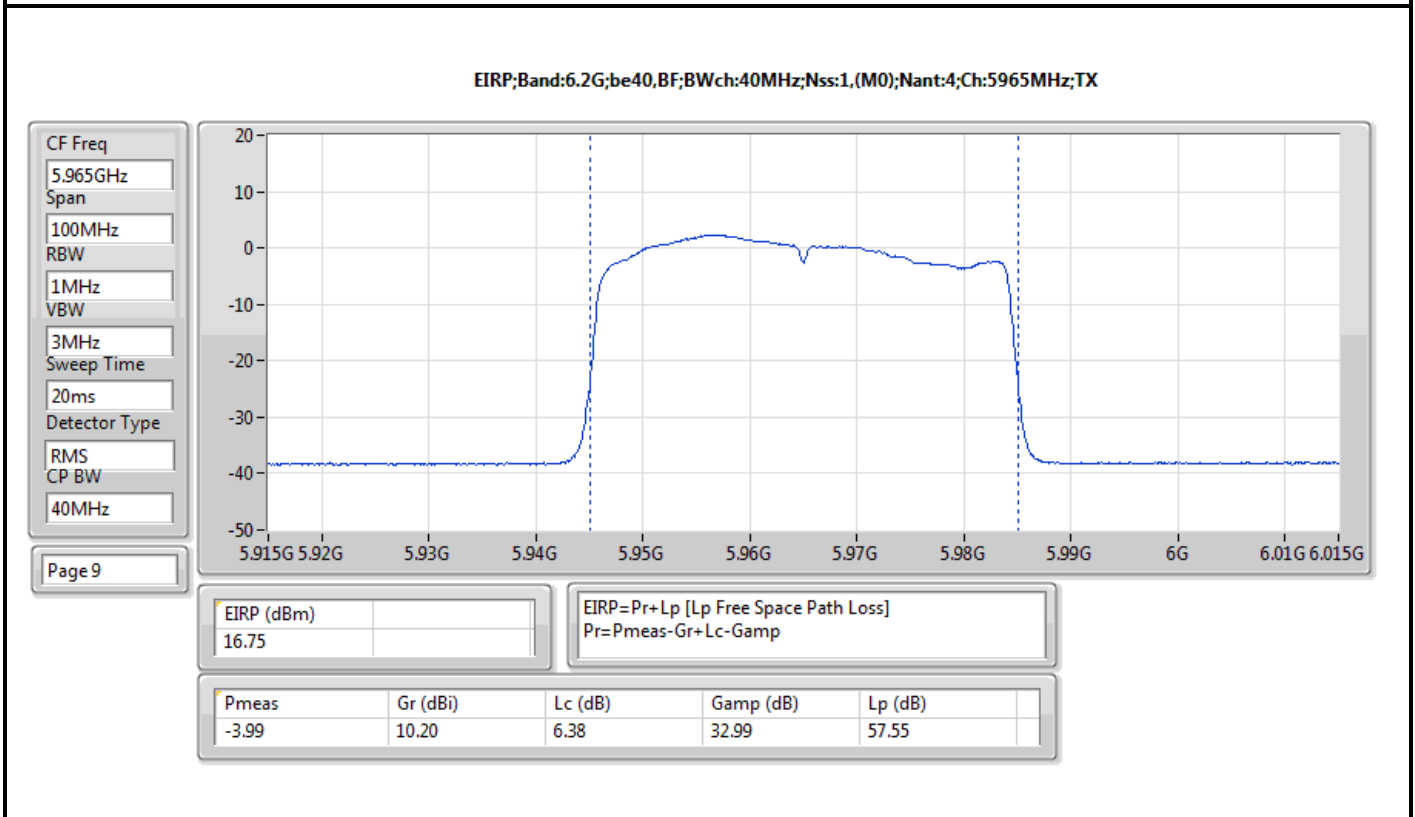
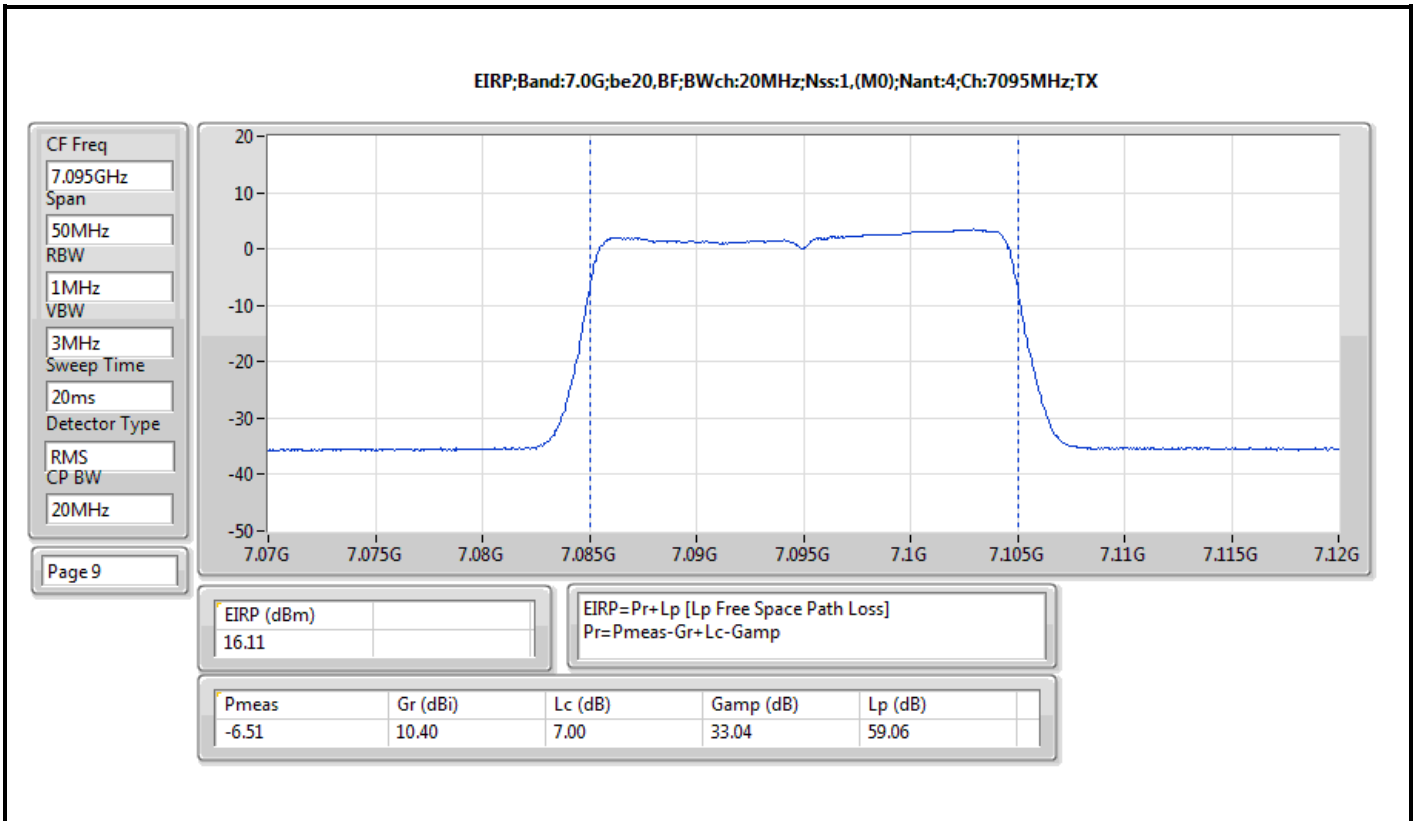
DG = Directional Gain; Port X = Port X output power

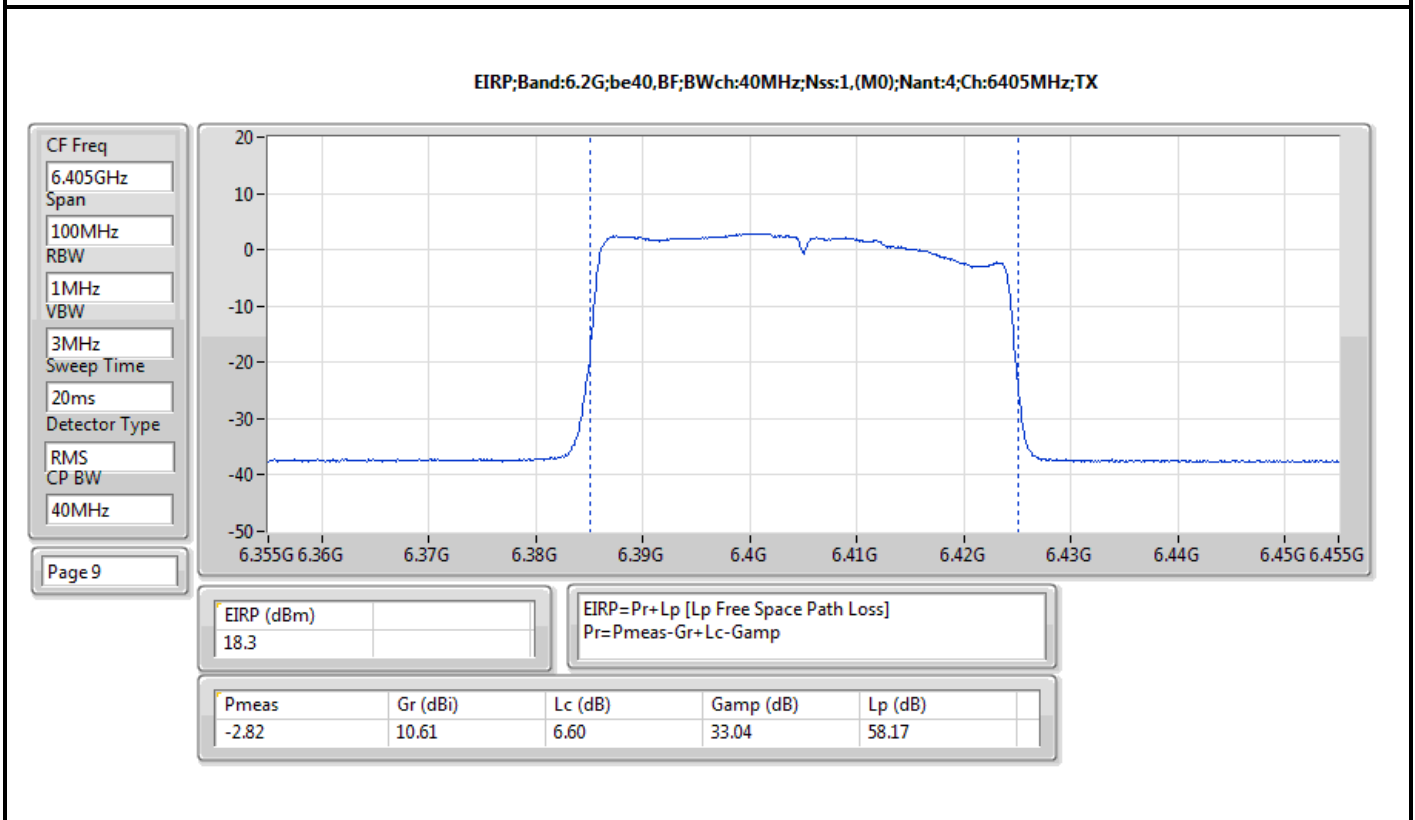
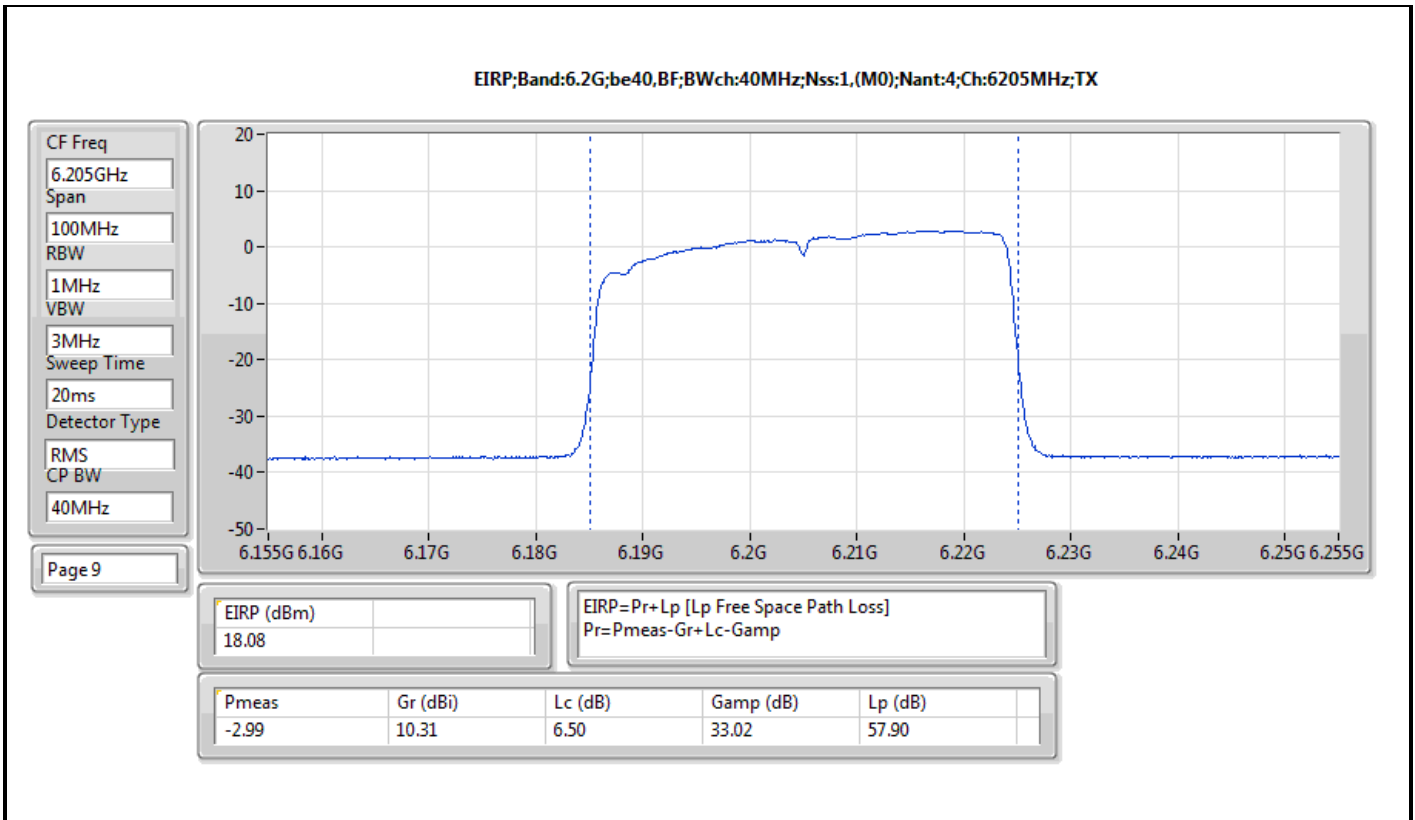


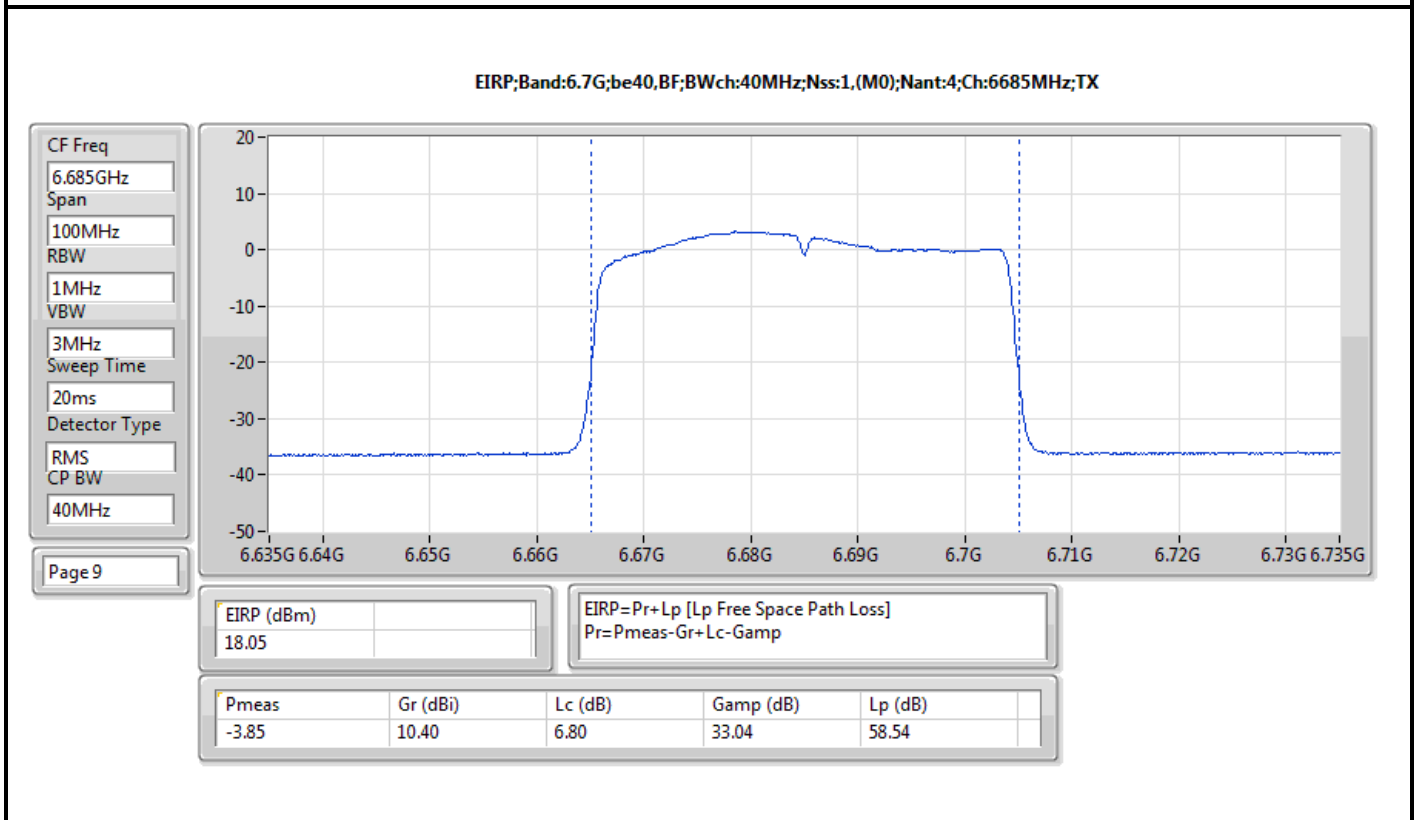
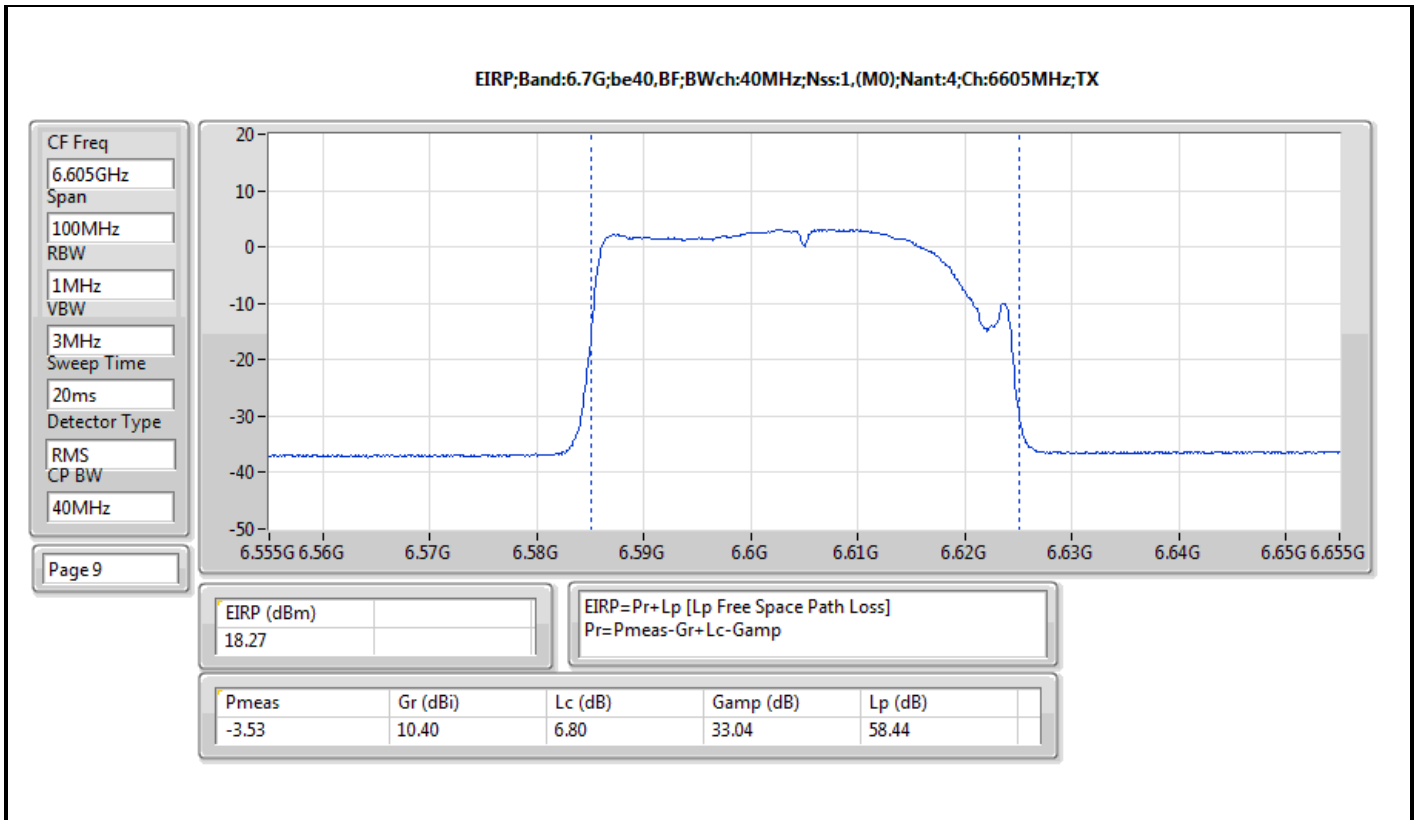


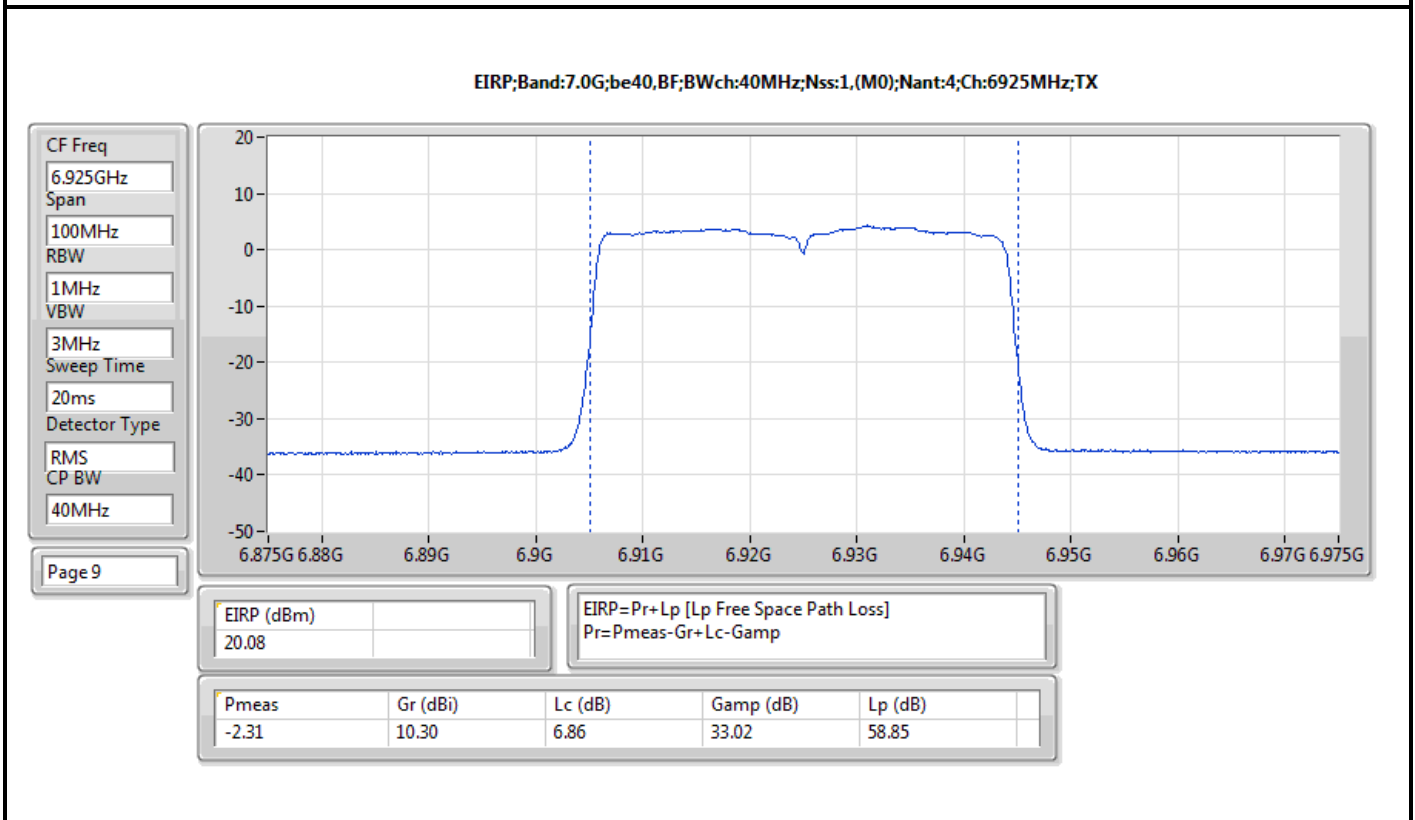
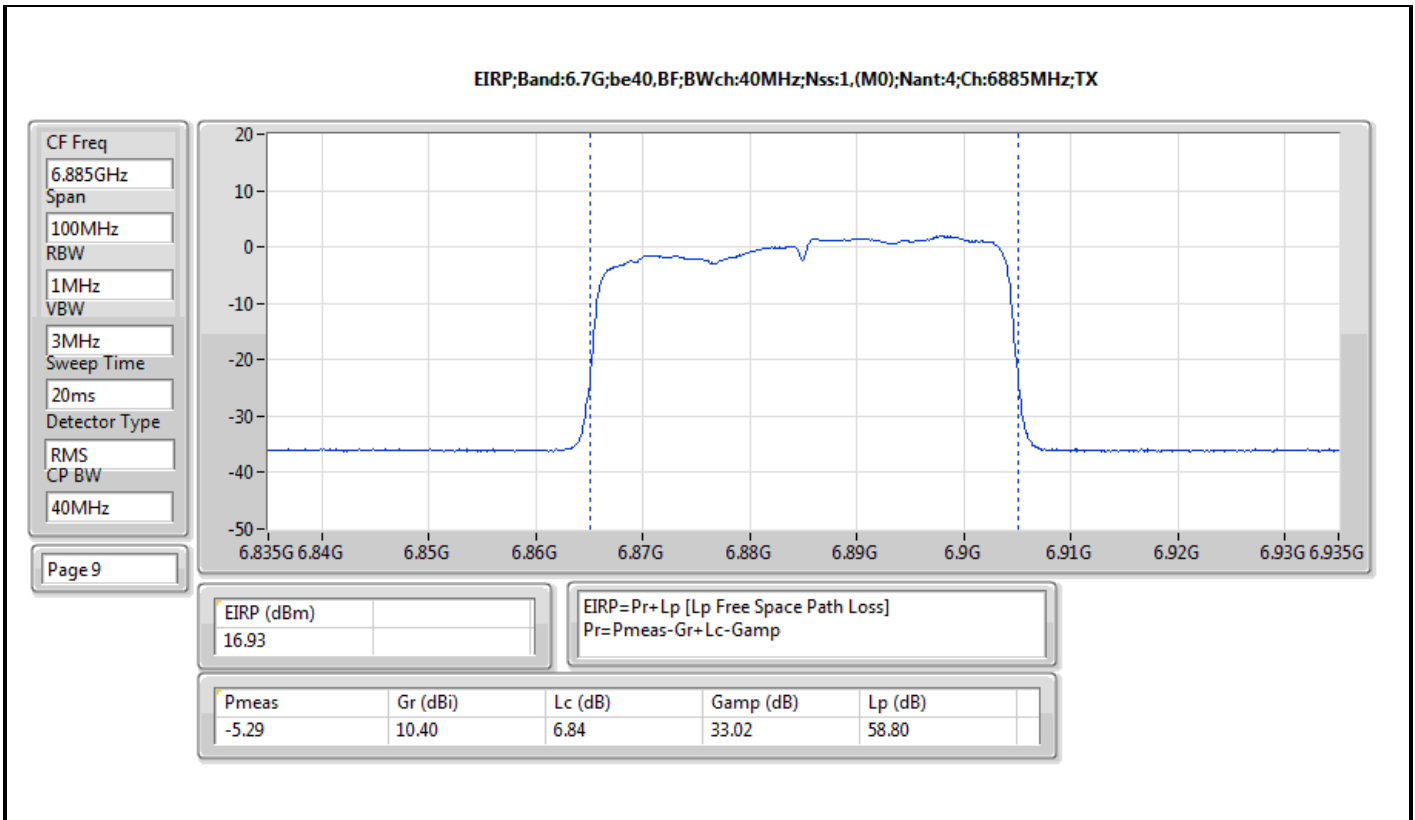


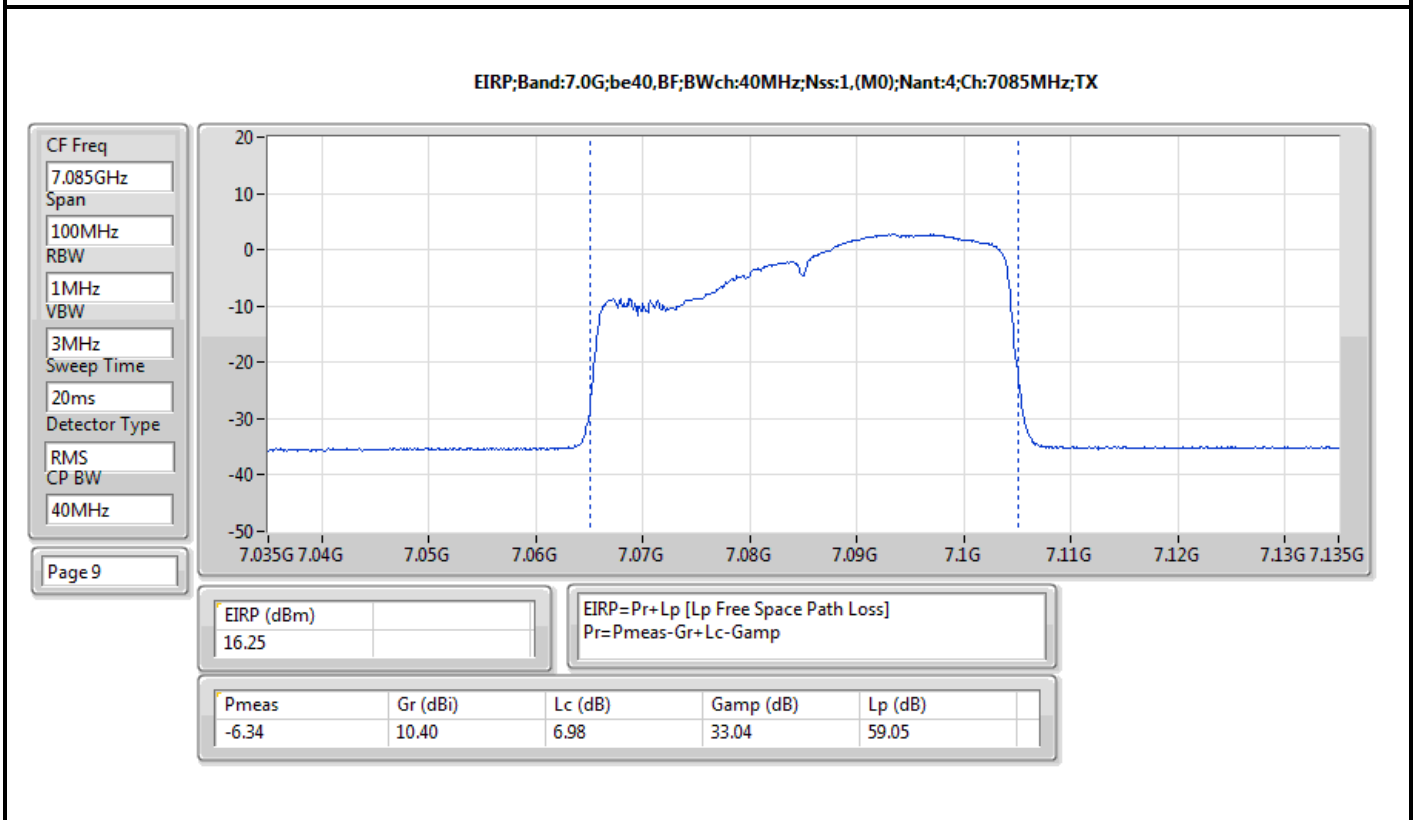
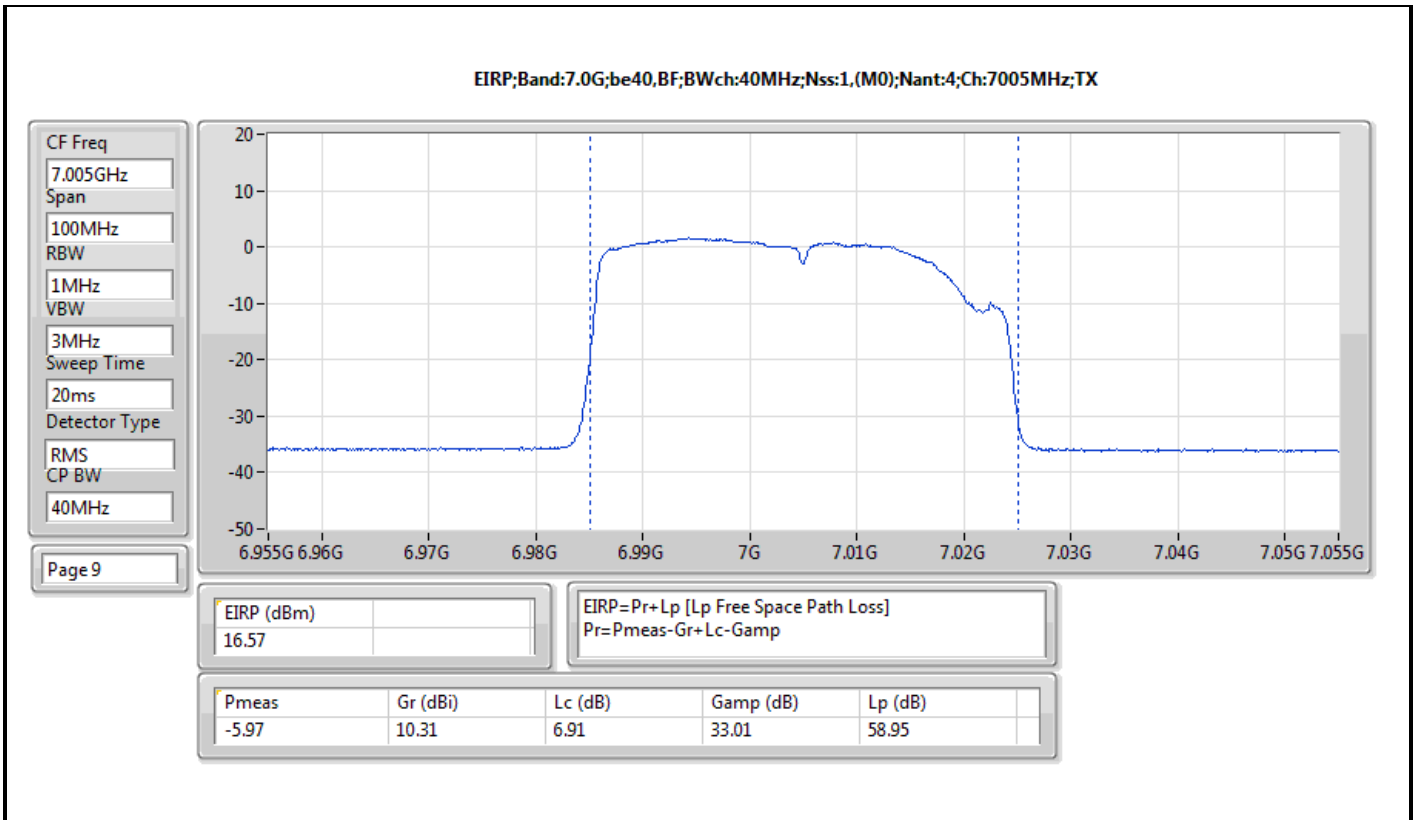


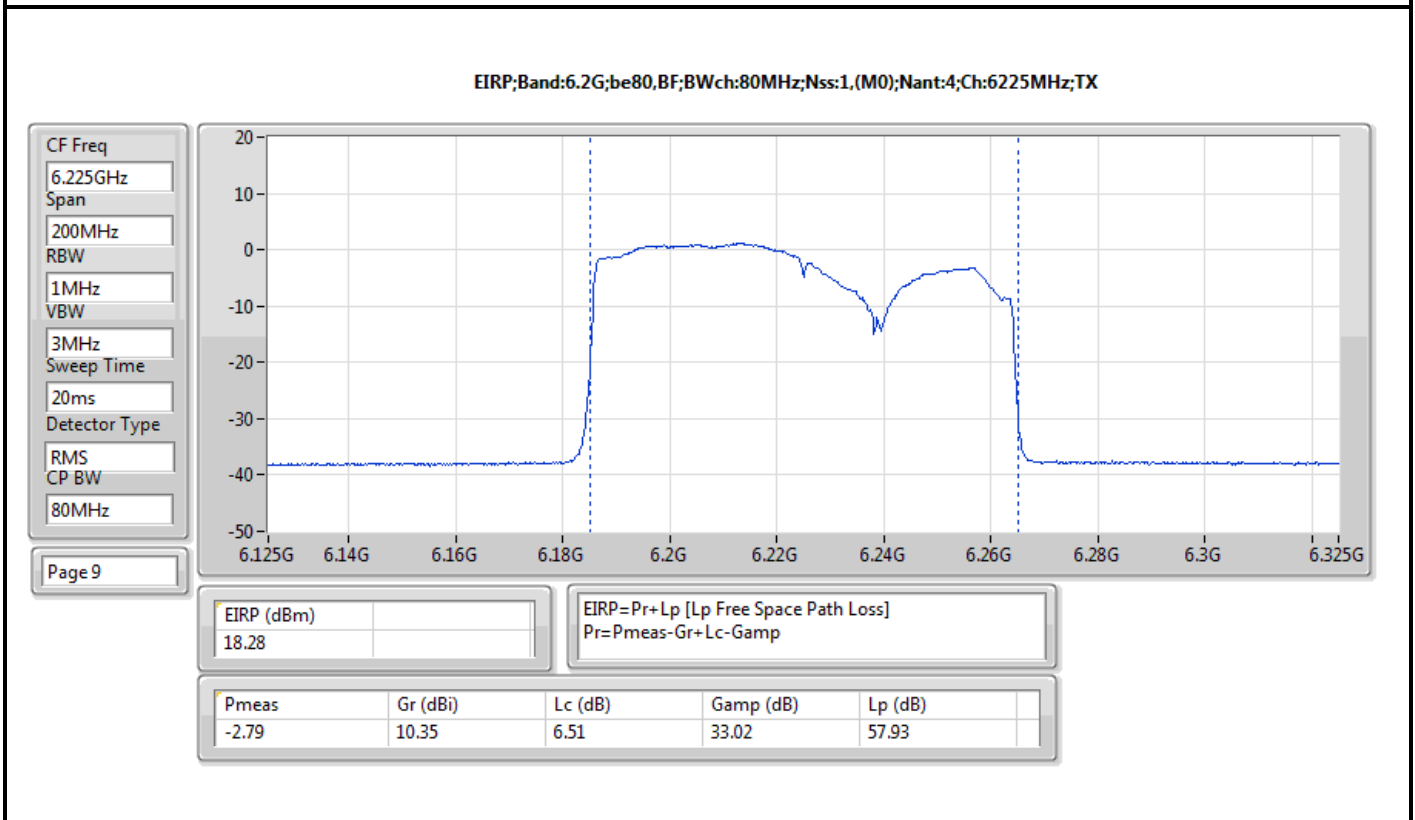
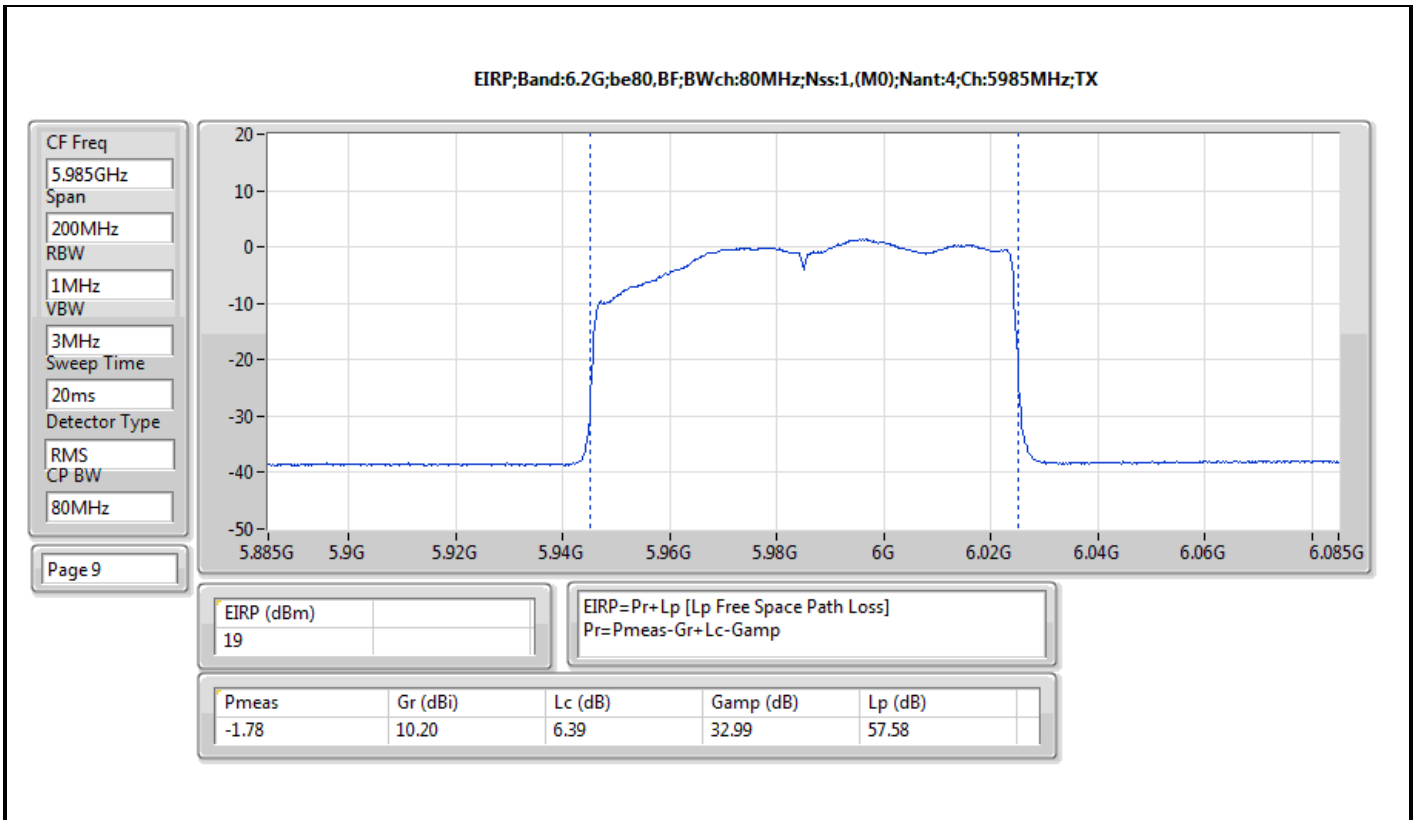


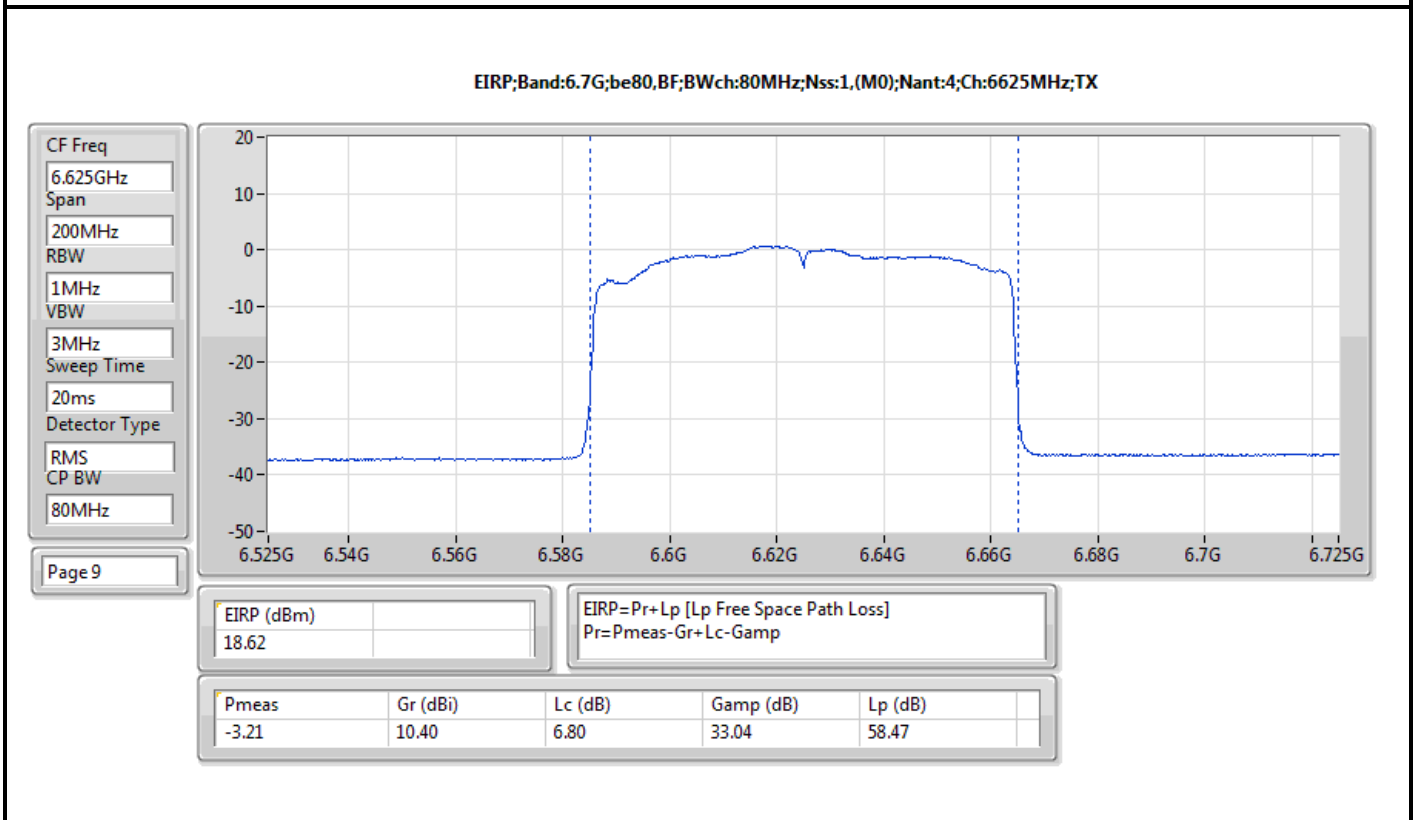
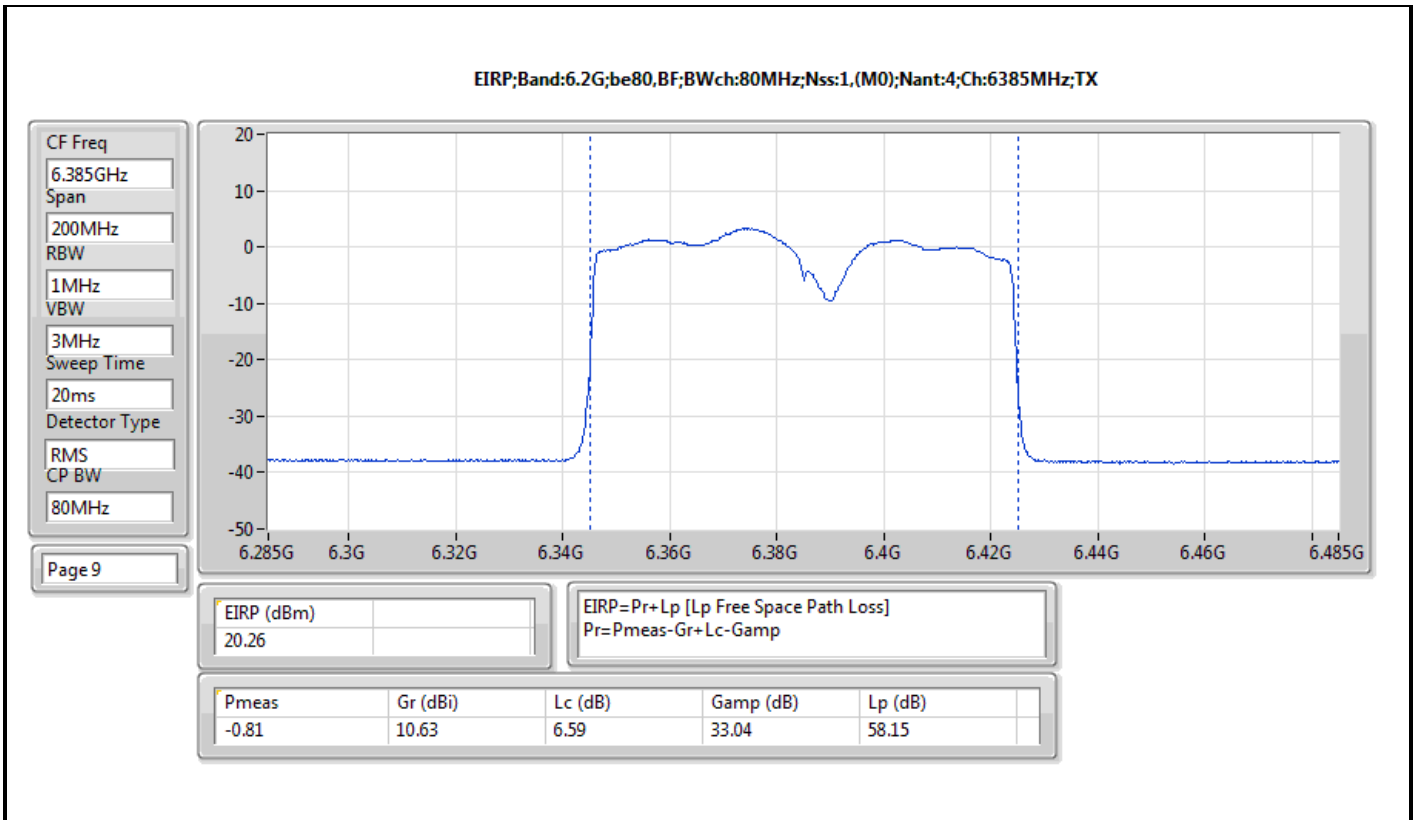


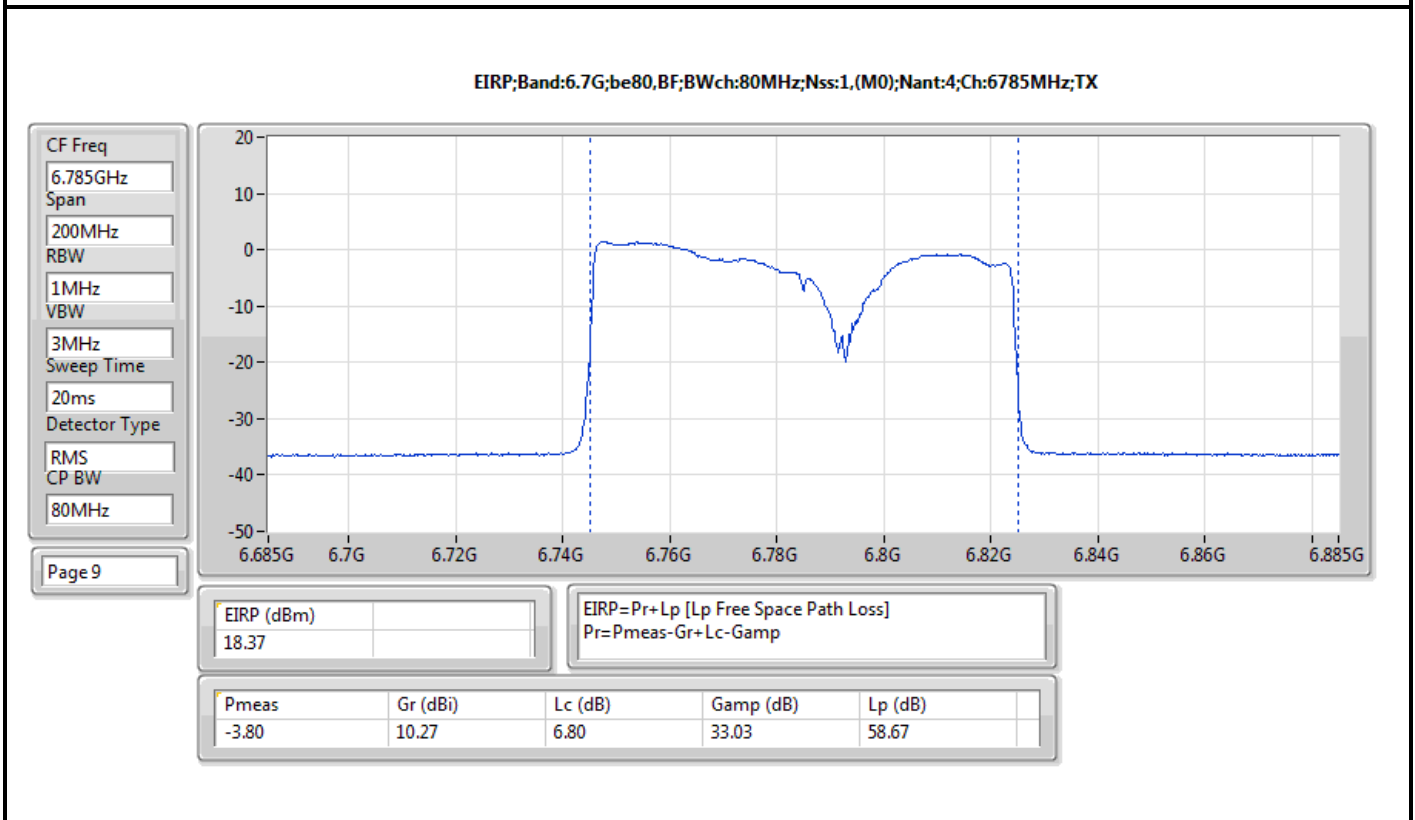
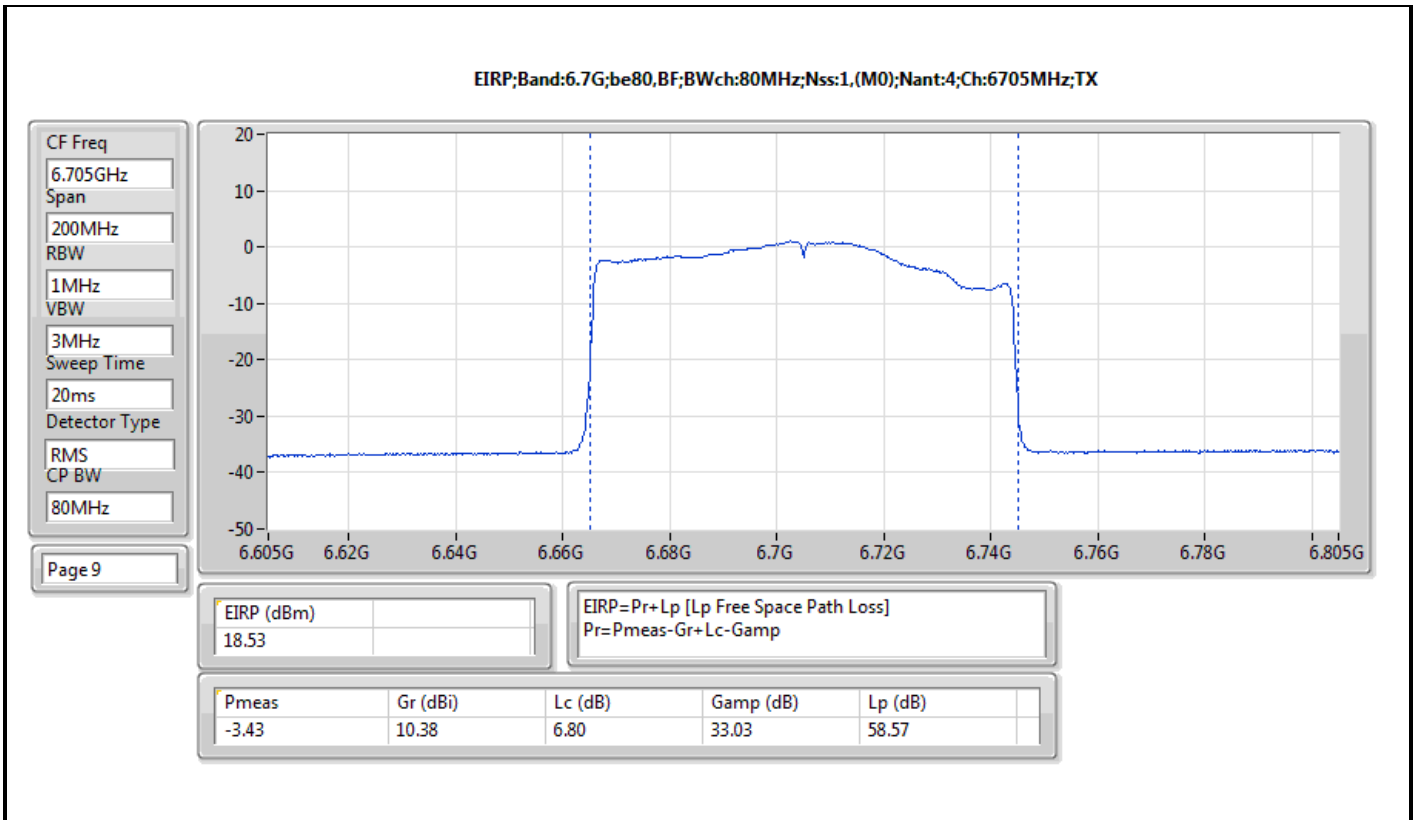




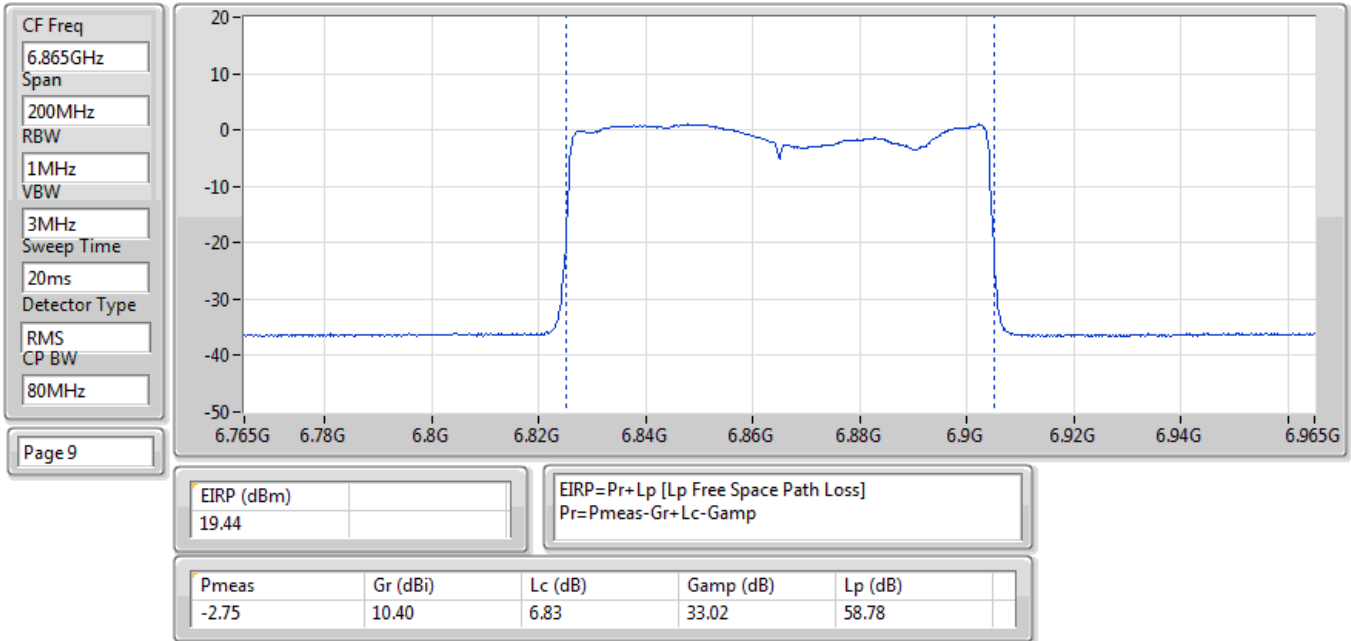




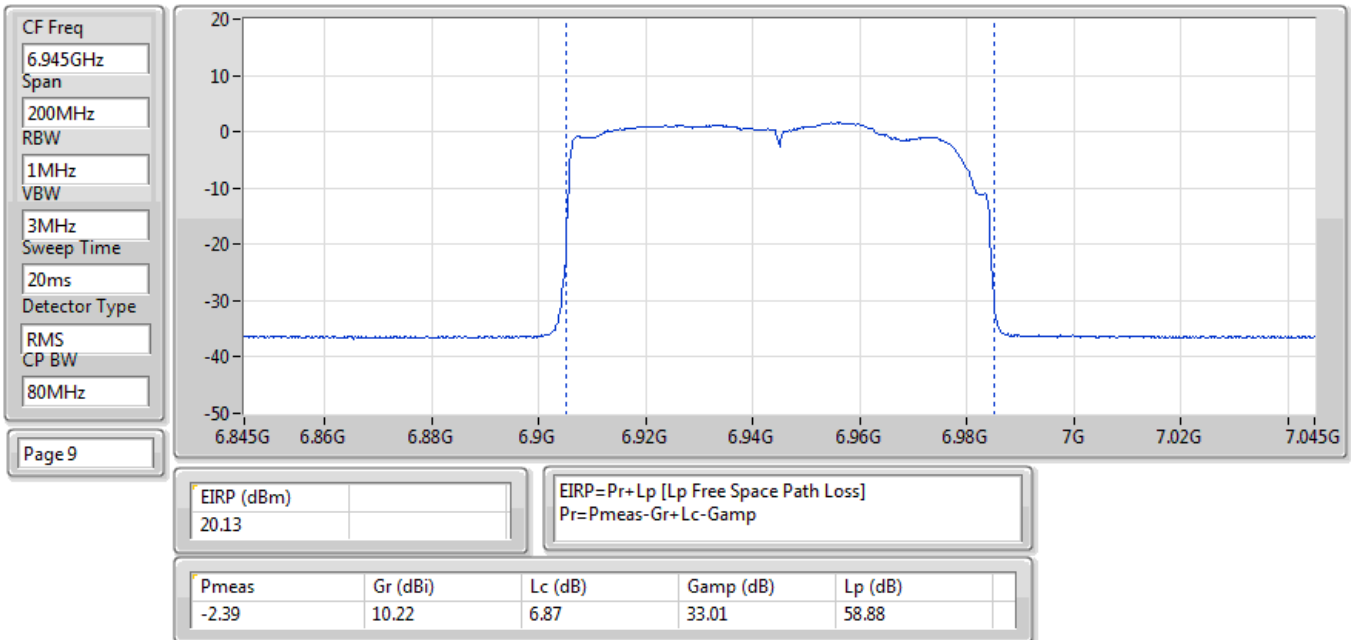


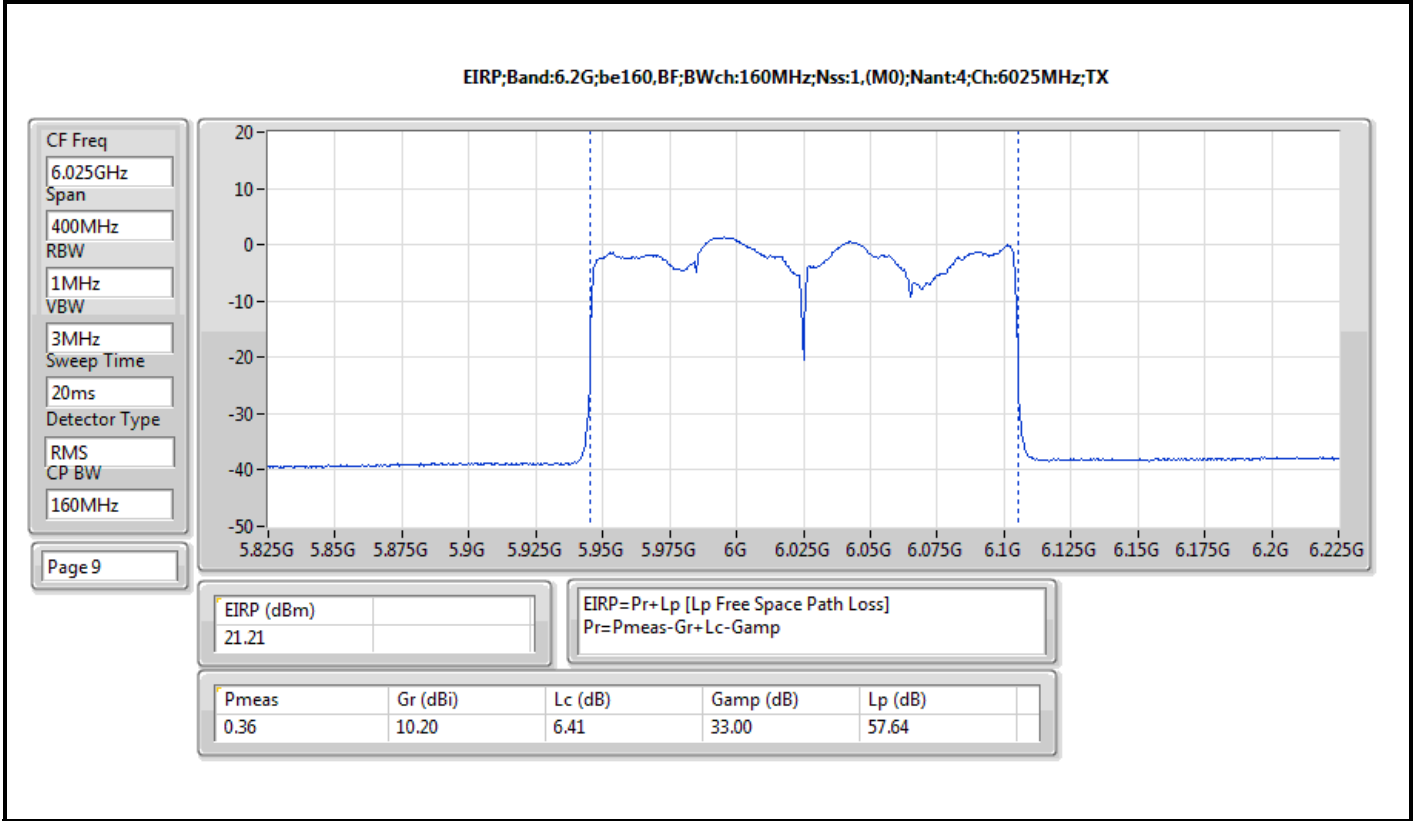
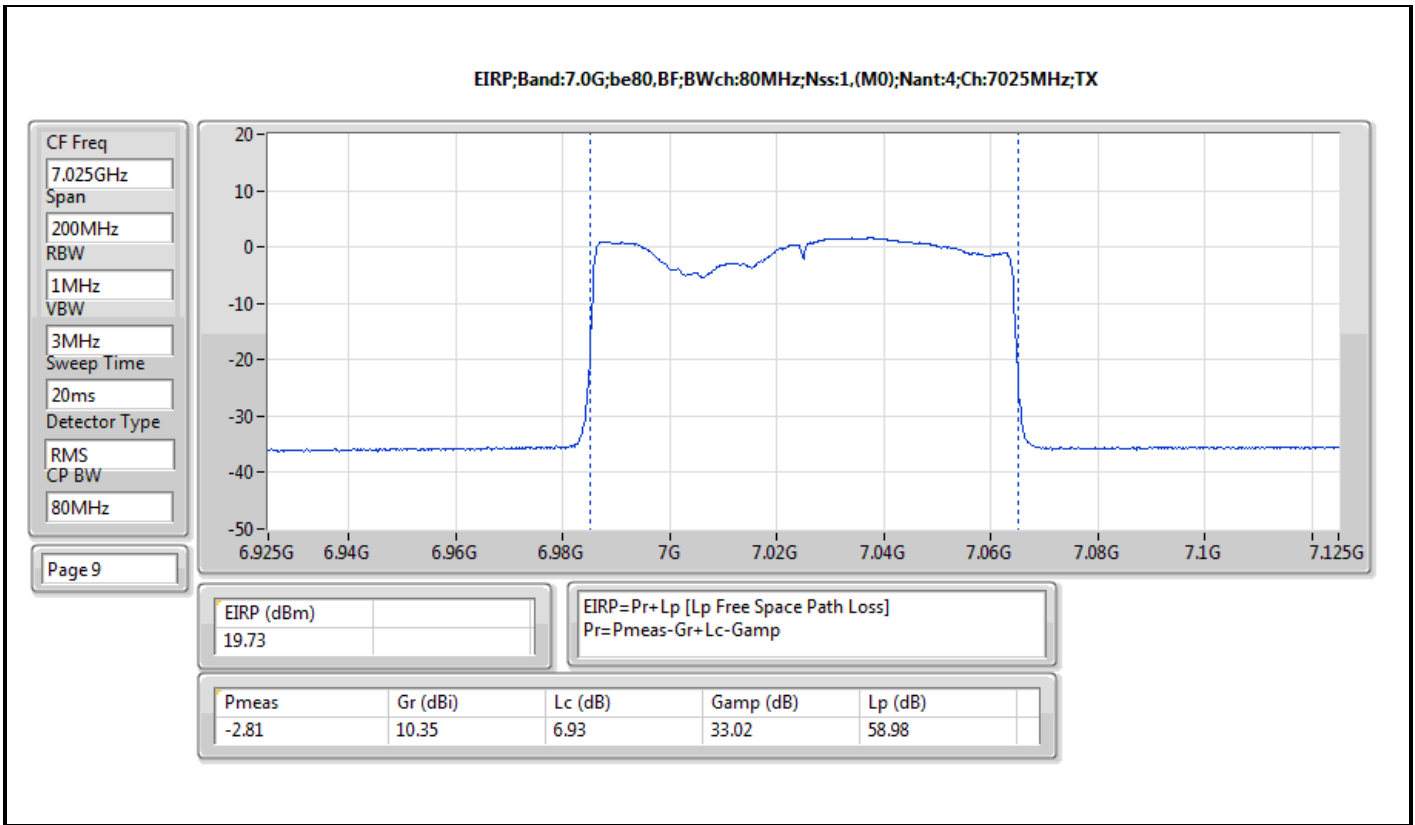


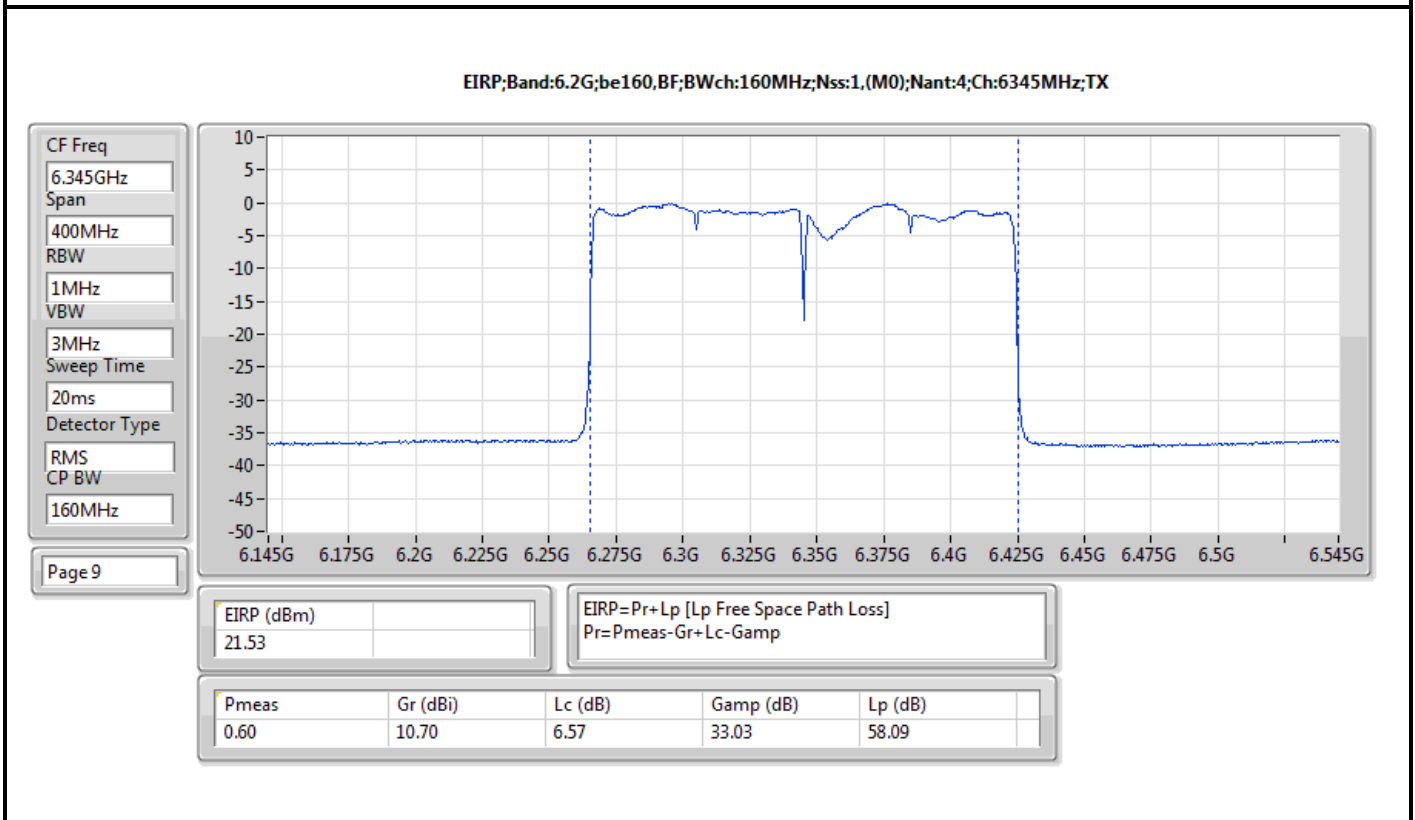
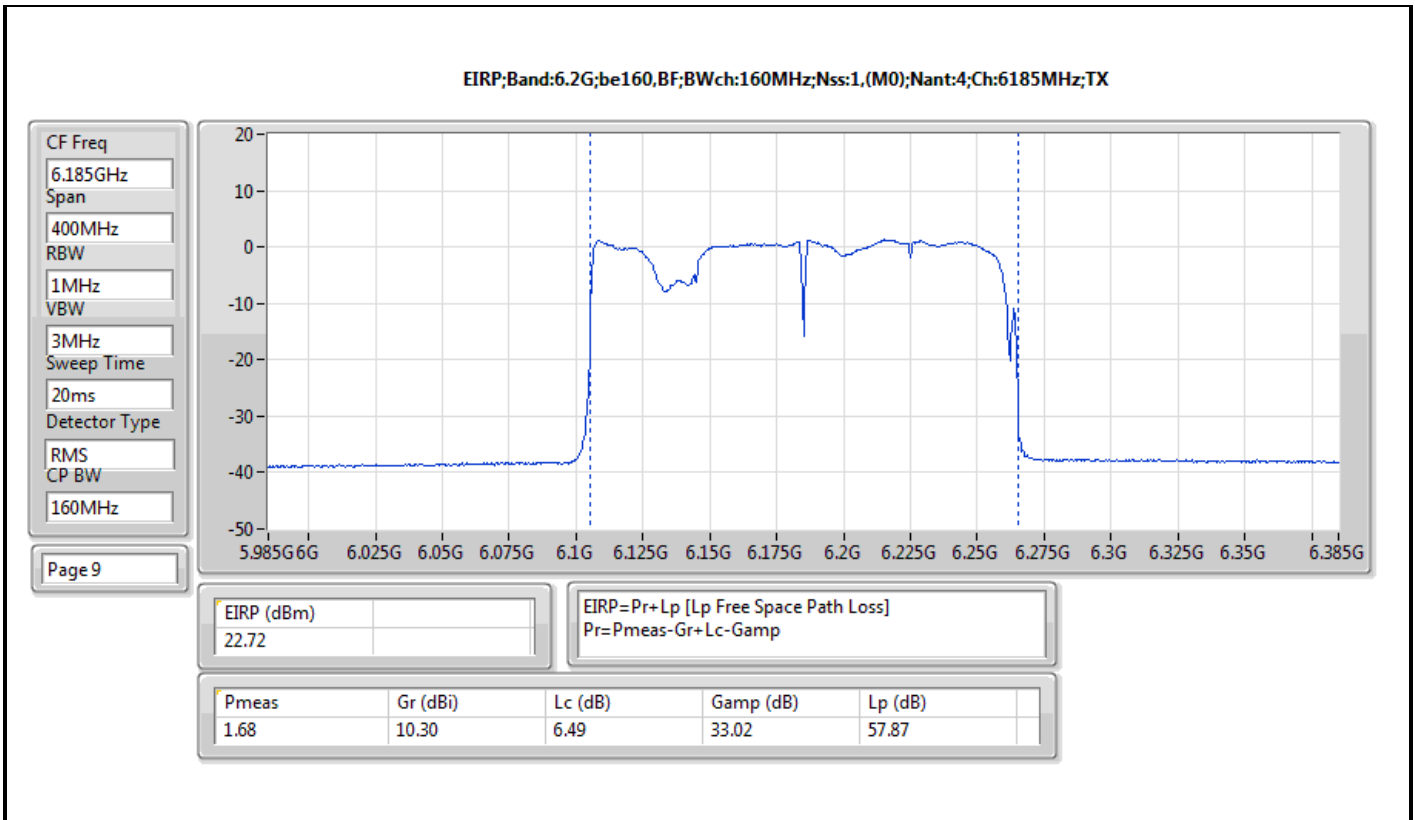
EIRP;Band:6.7G;be80,BF;BWch:80MHz;Nss:1,(M0);Nant:4;Ch:6865MHz;TX

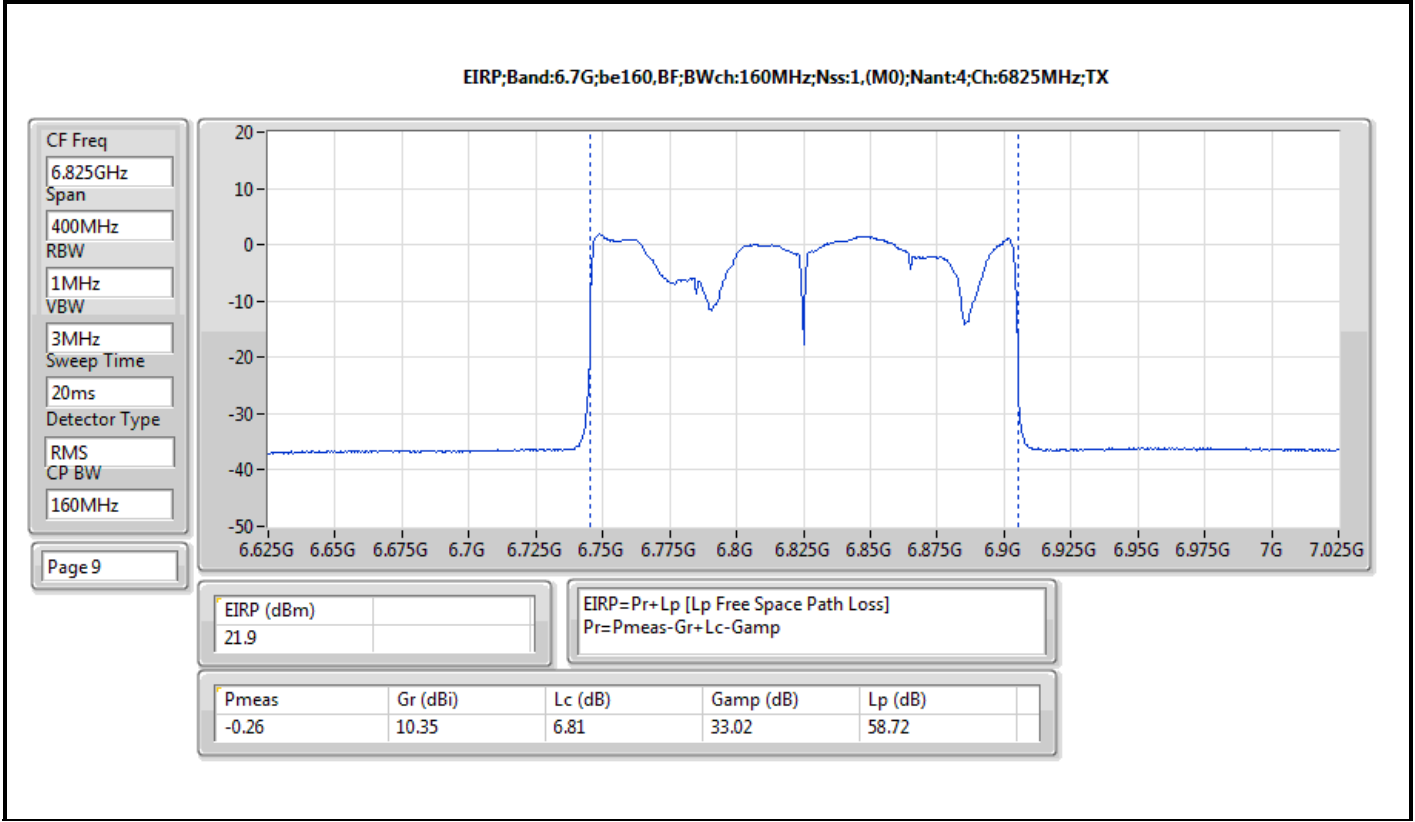
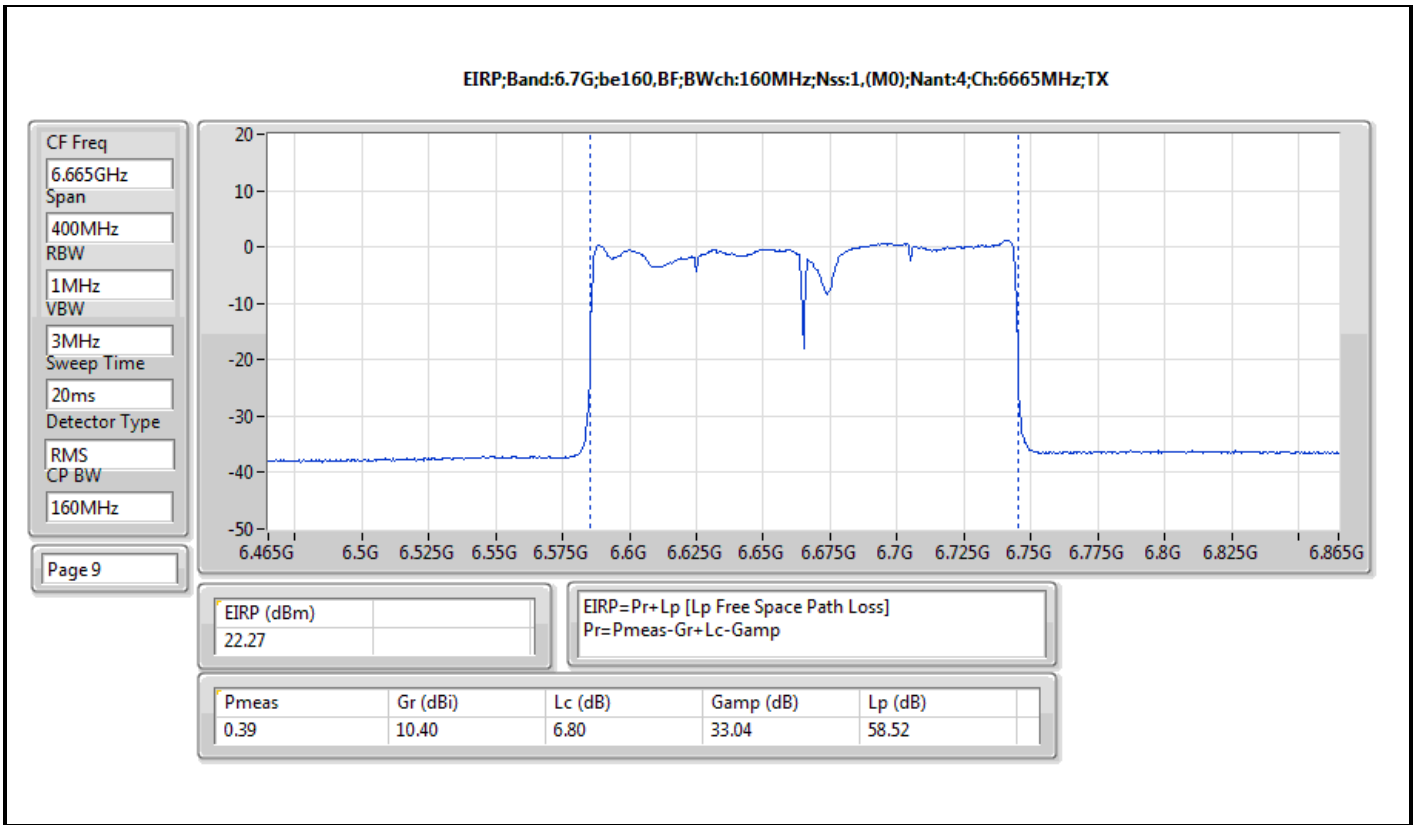


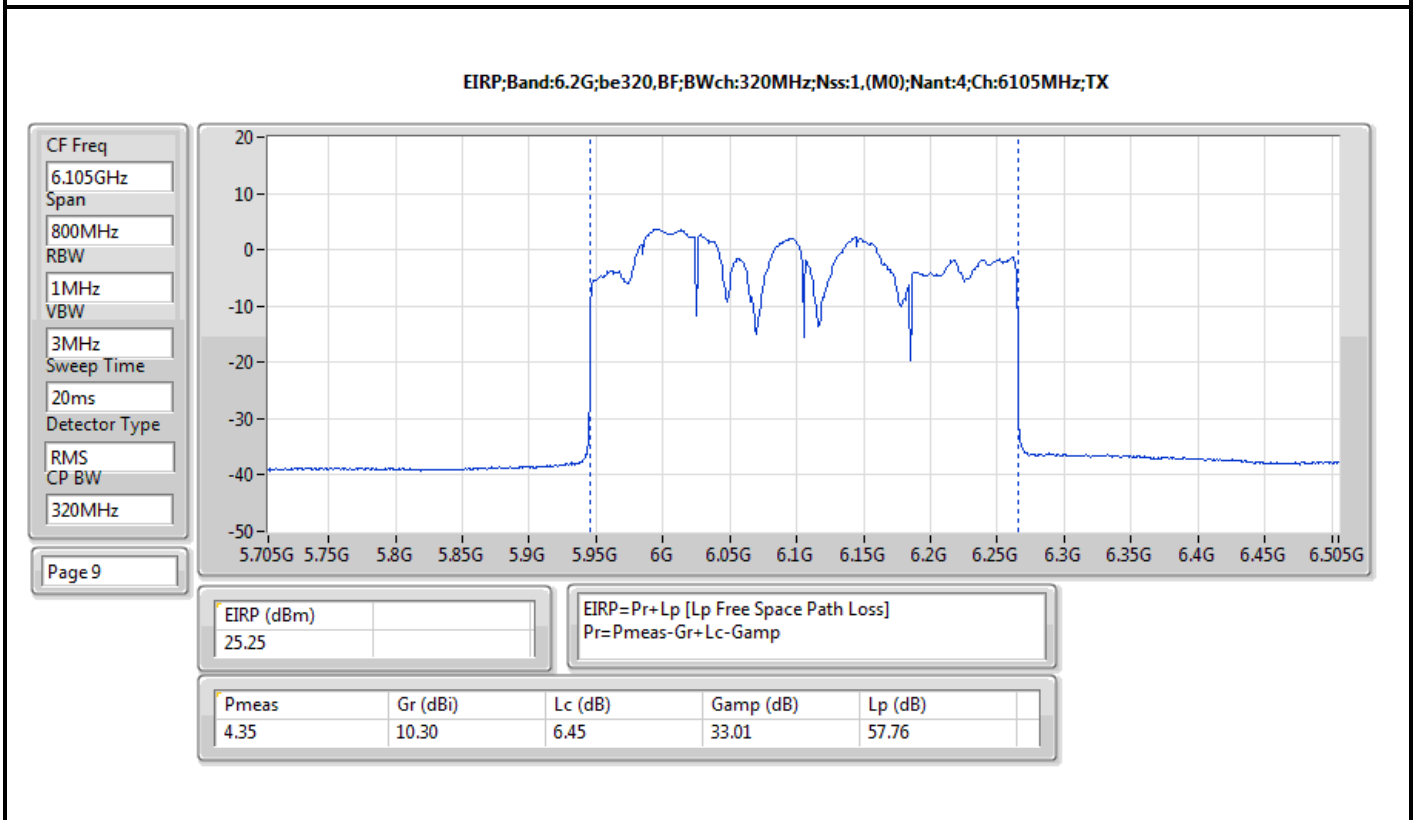
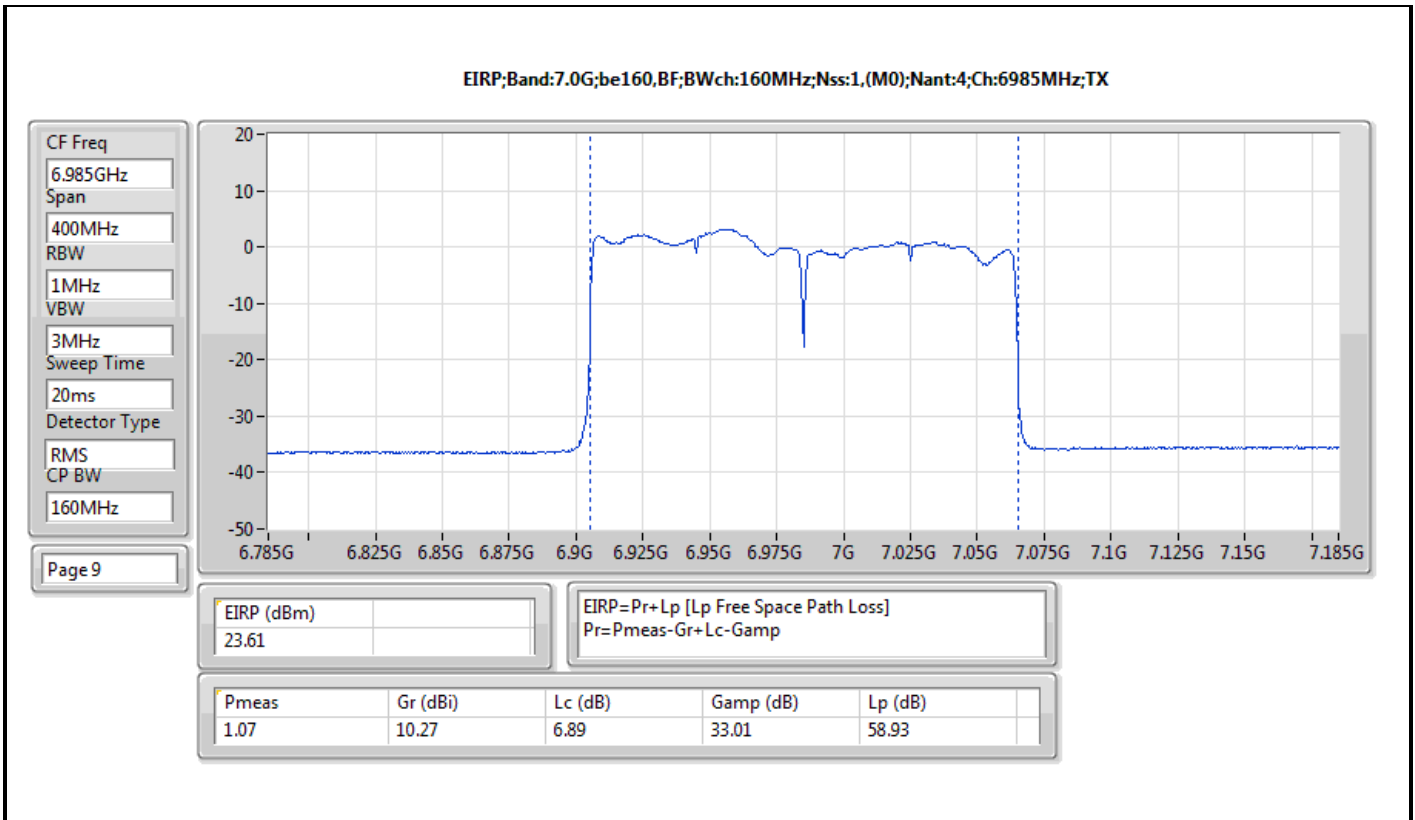
EIRP;Band:7.0G;be80,BF;BWch:80MHz;Nss:1,(M0);Nant:4;Ch:6945MHz;TX

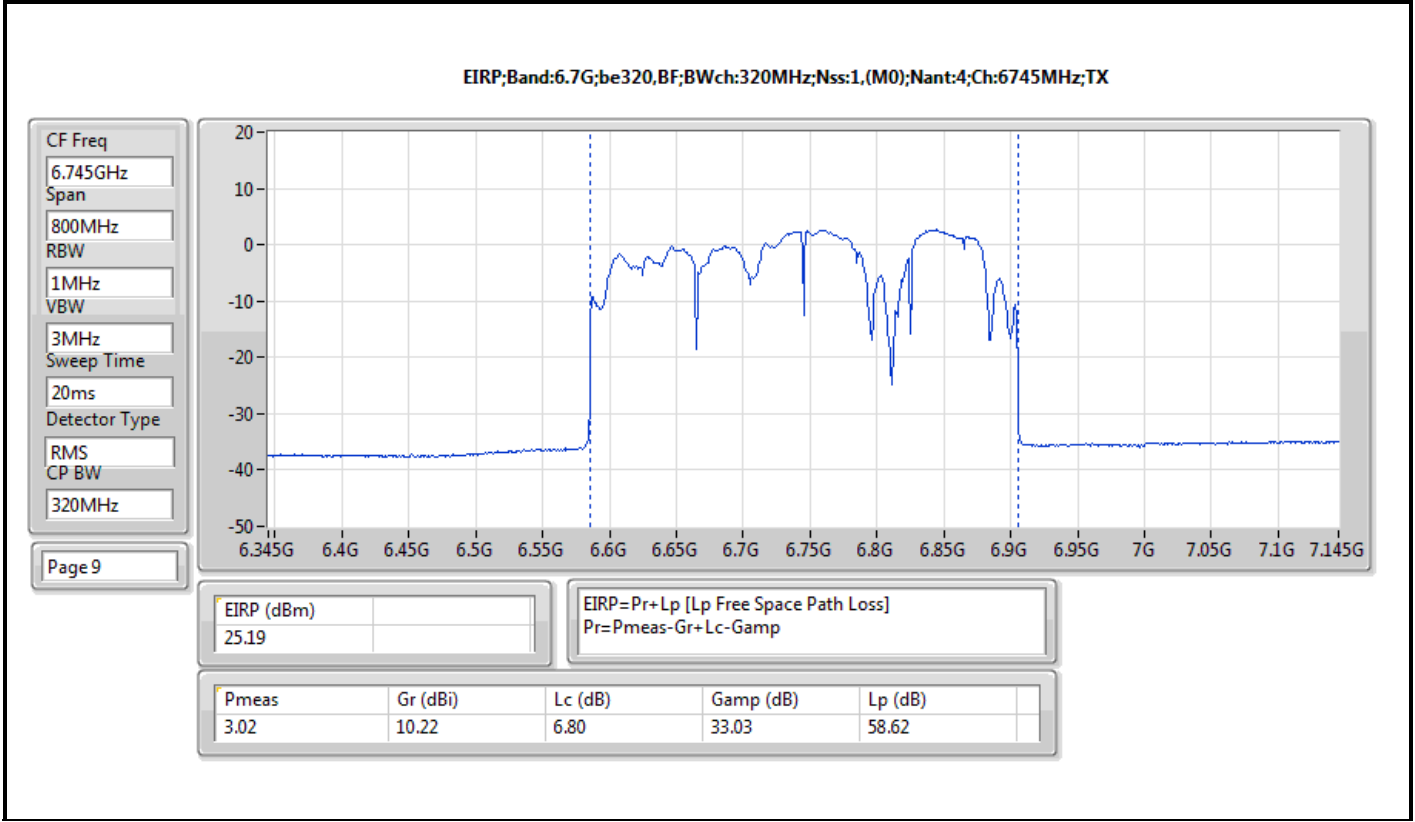
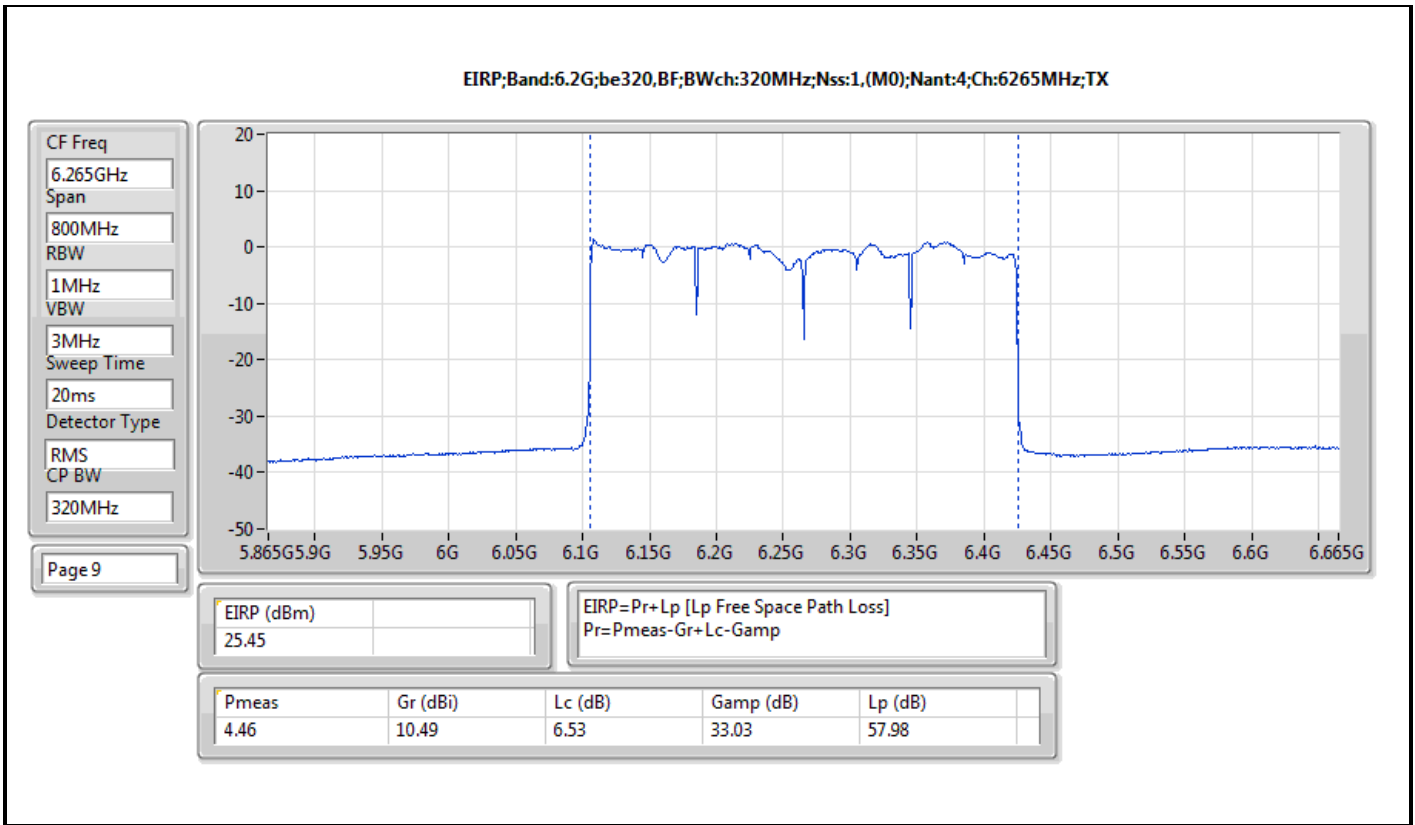


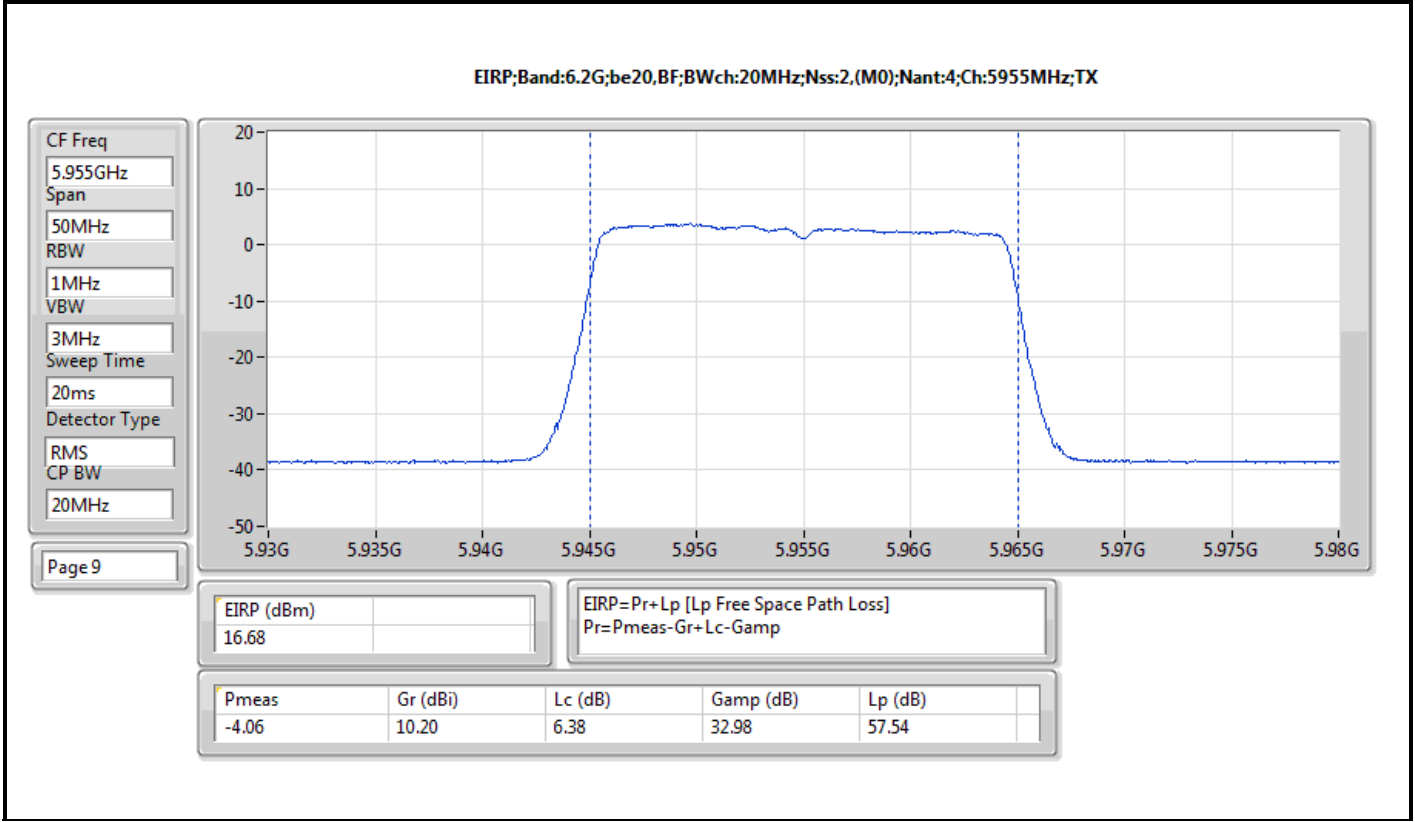
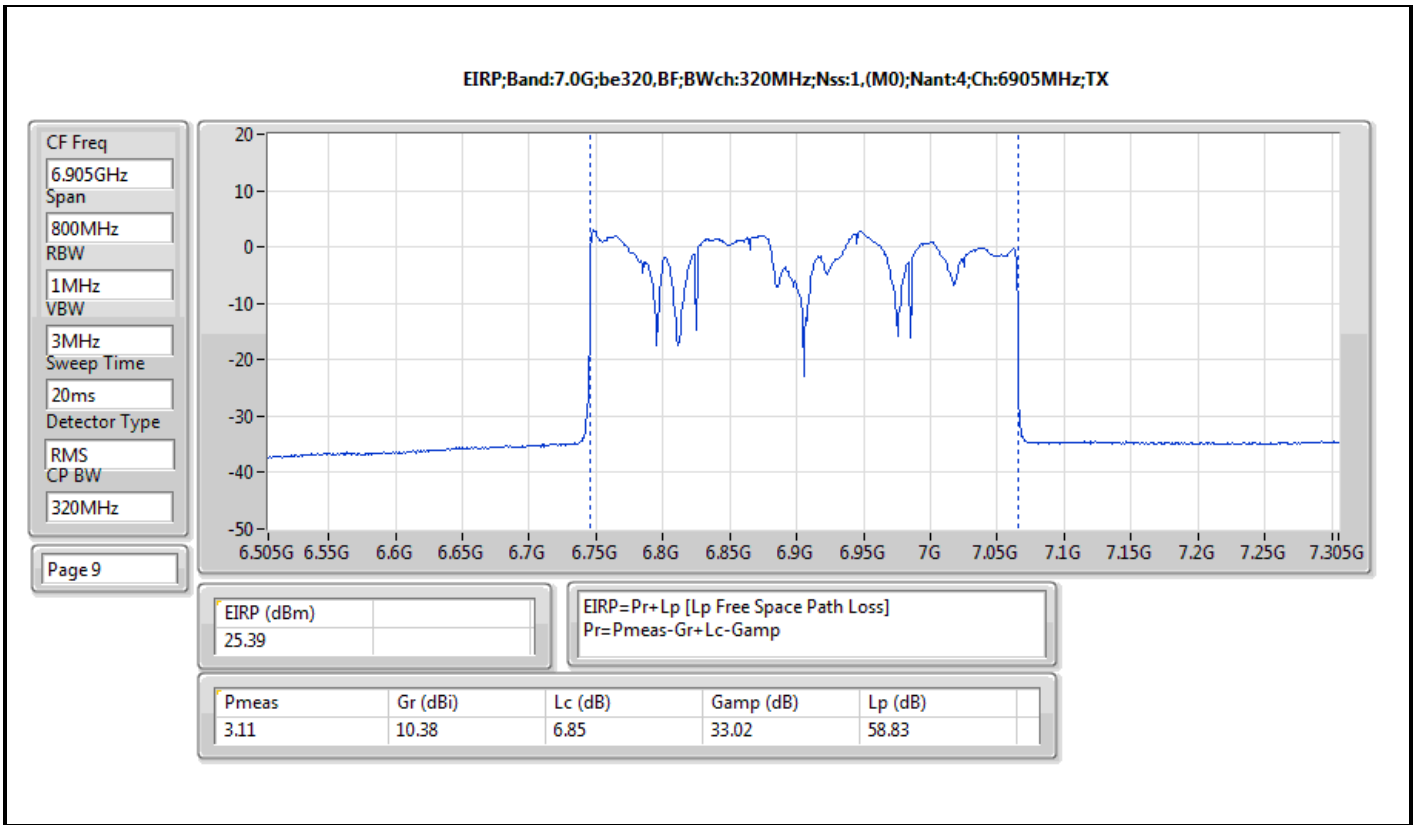


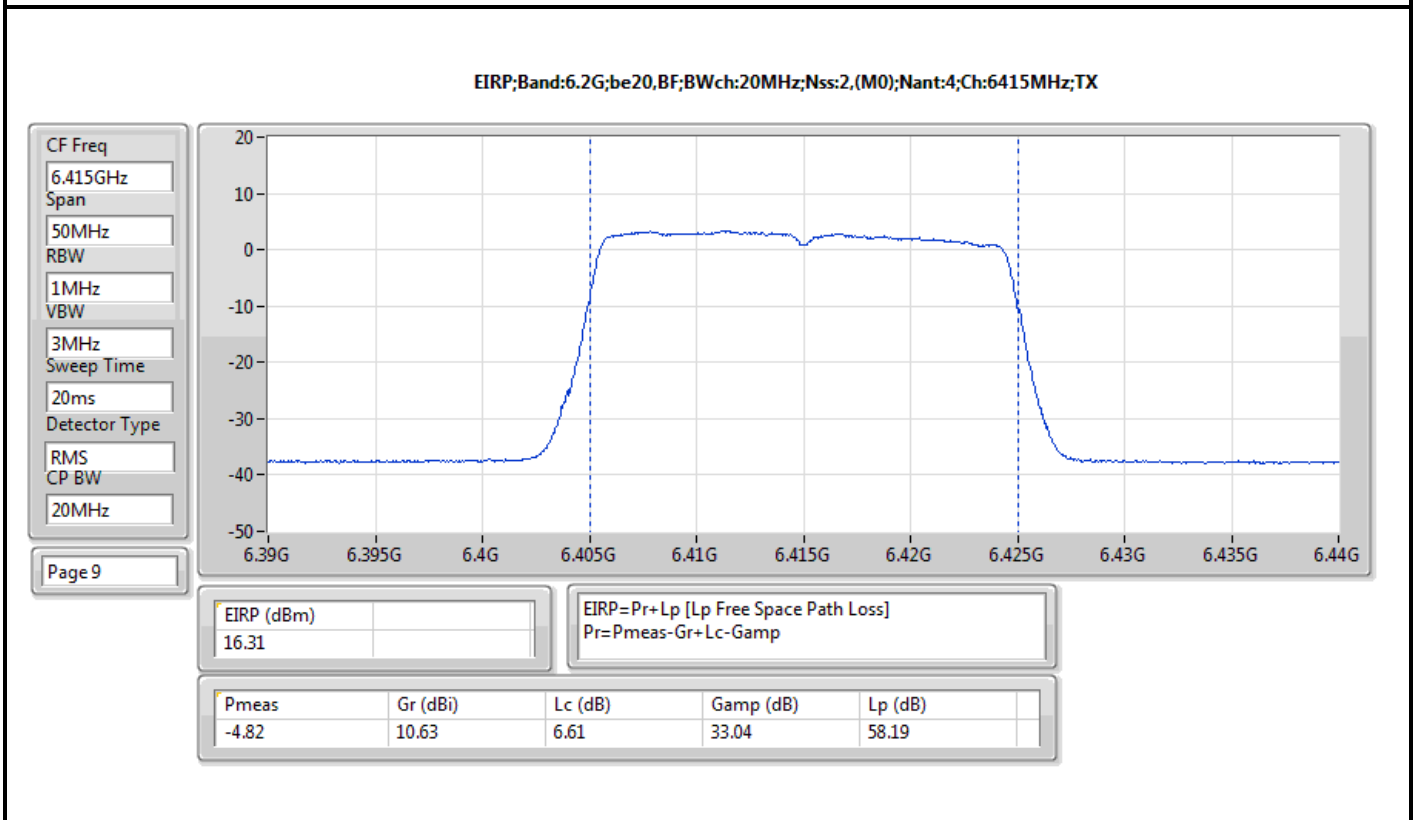
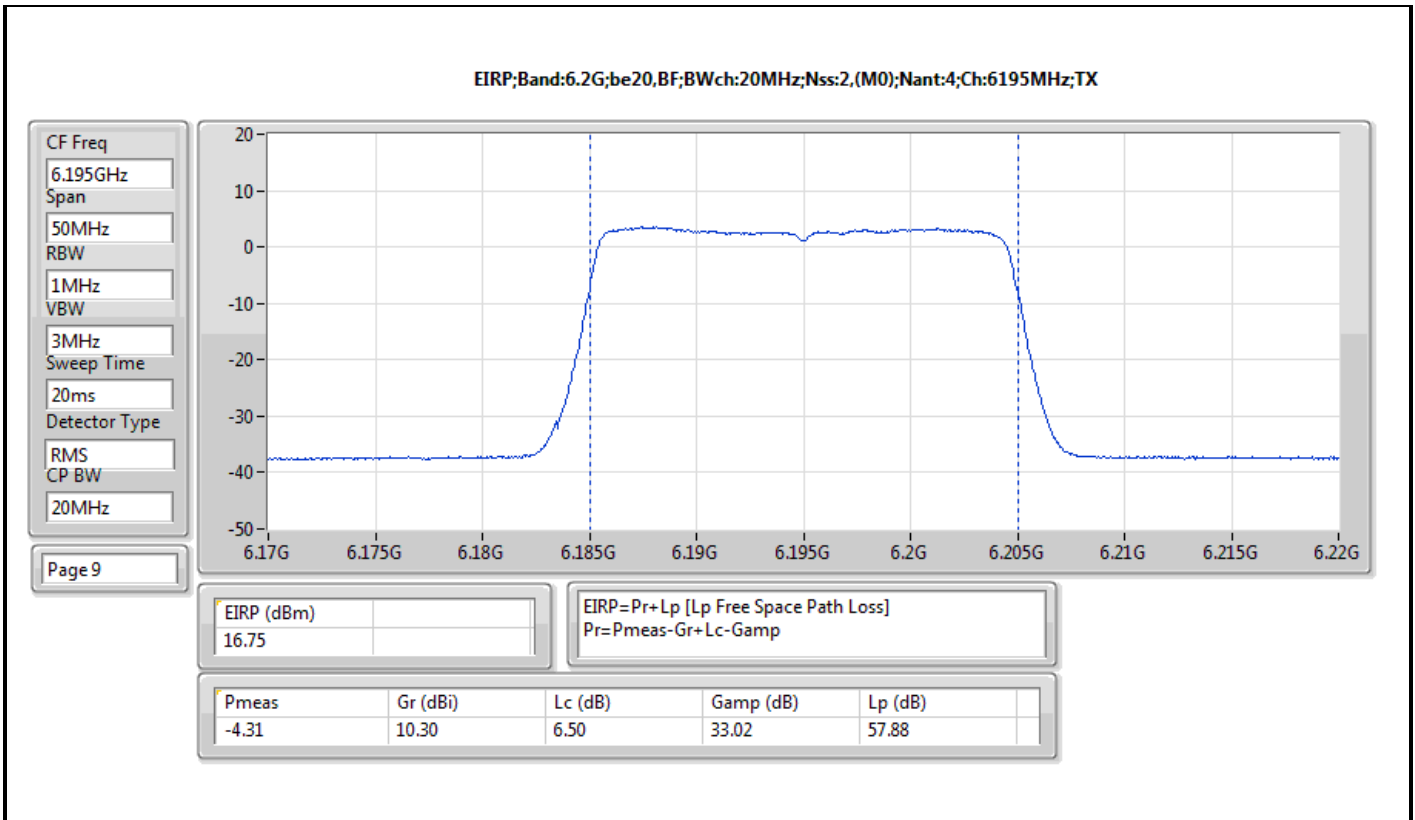


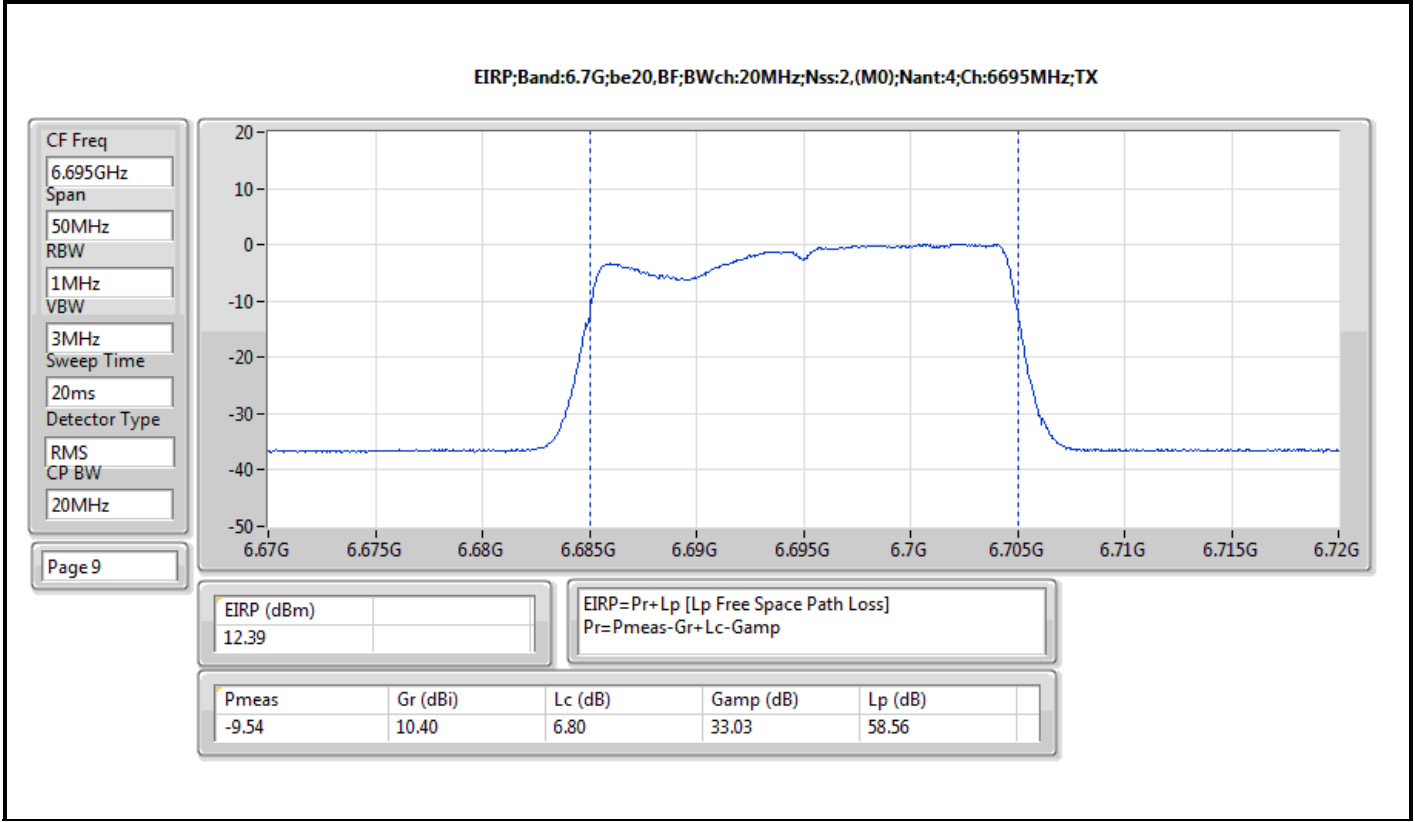
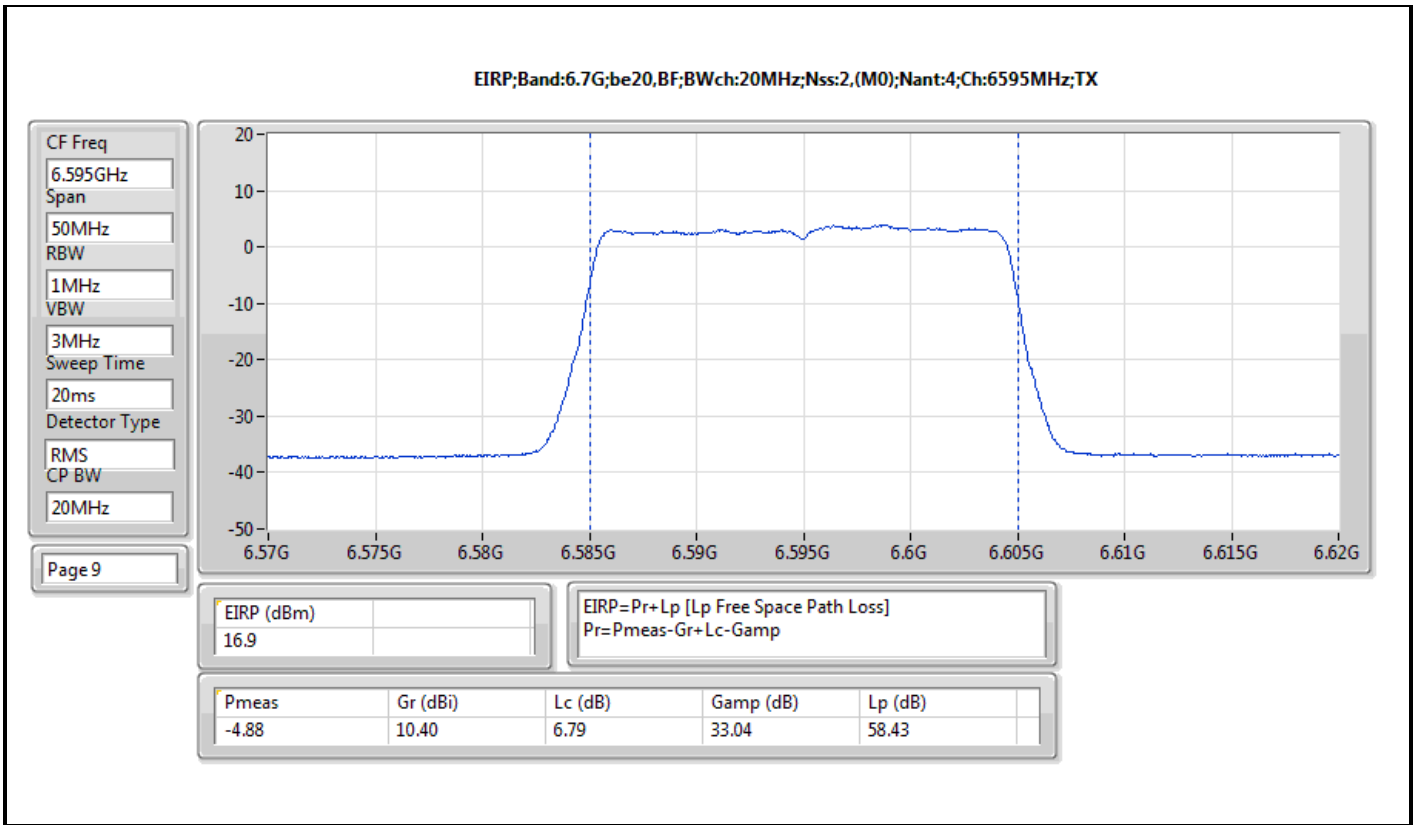


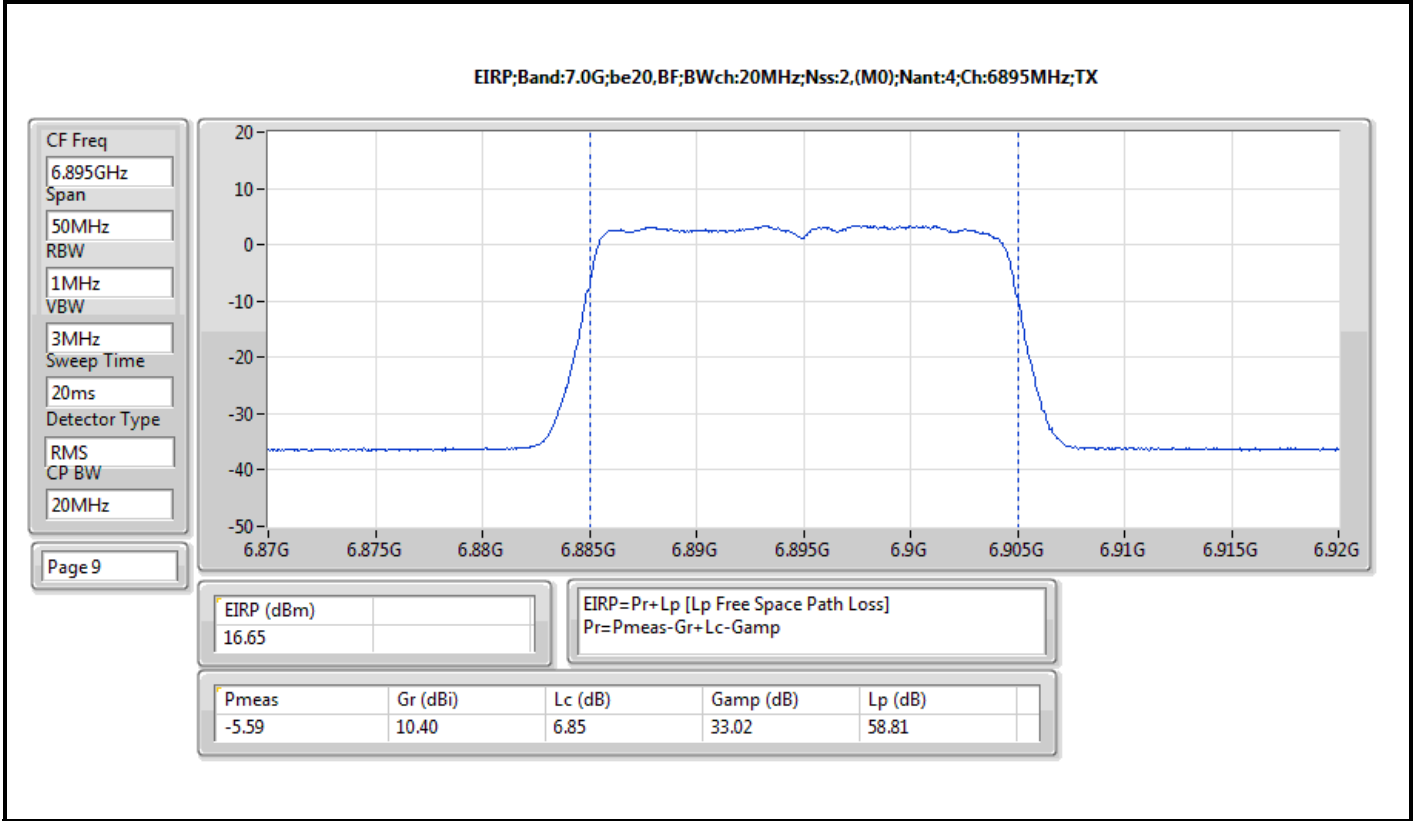
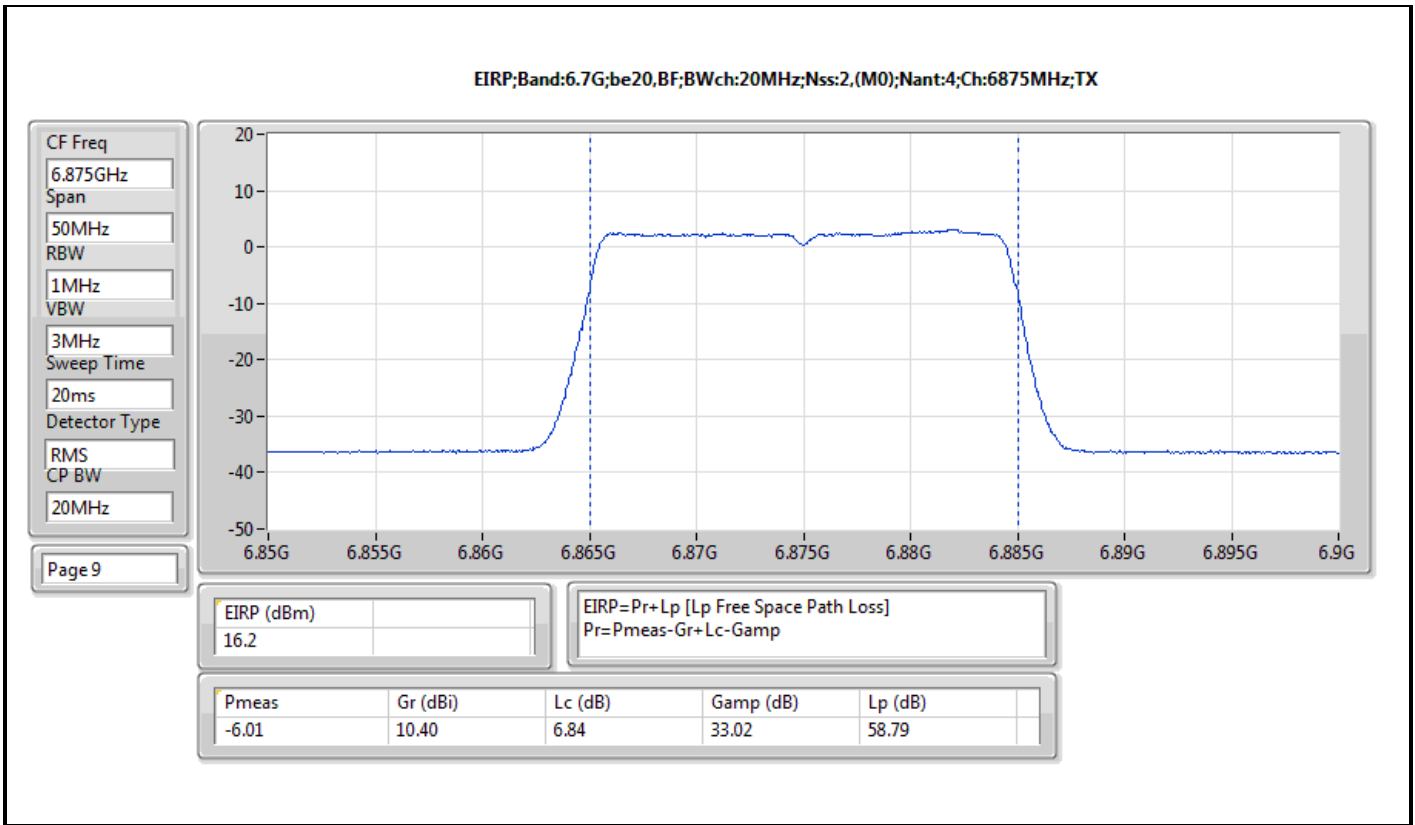


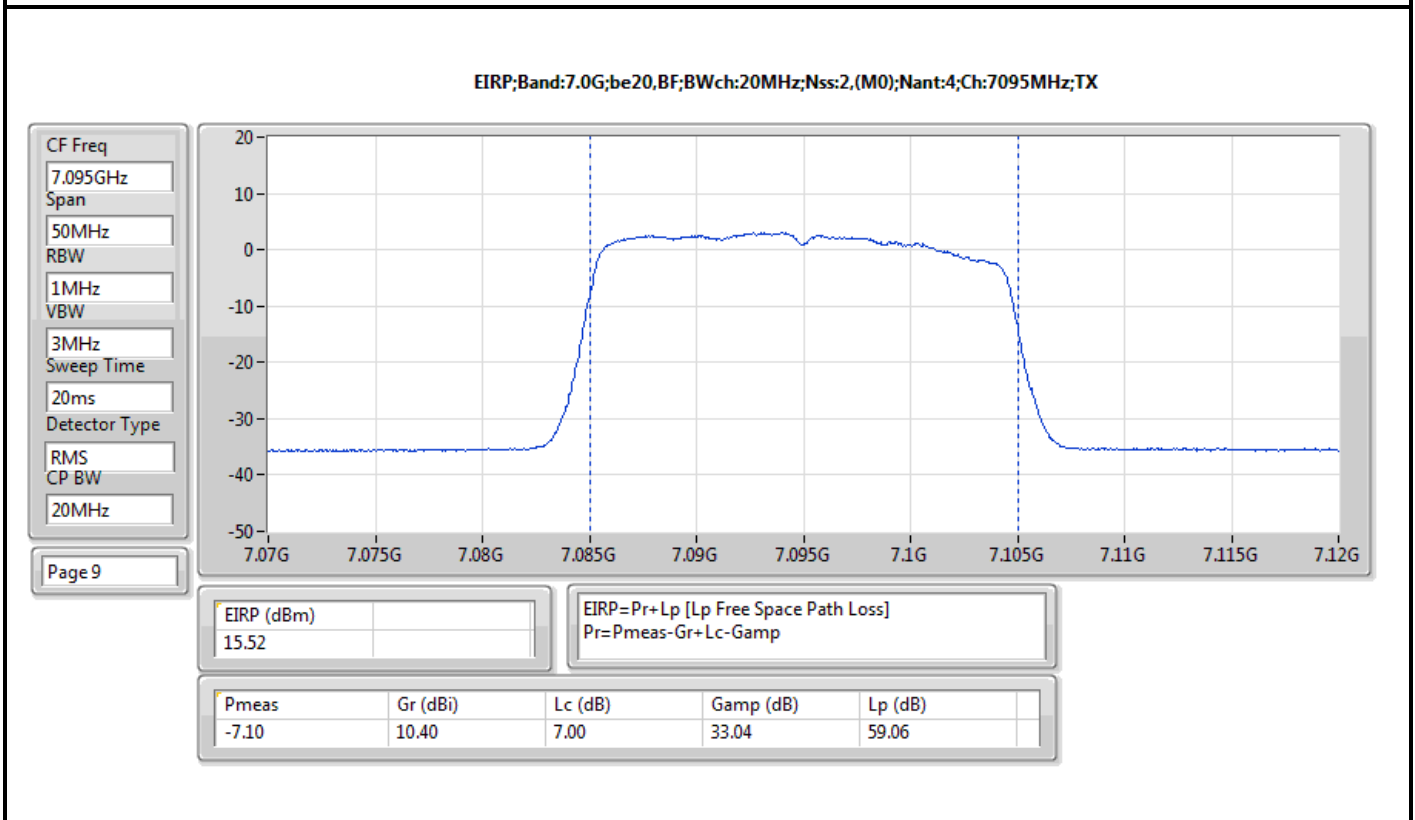
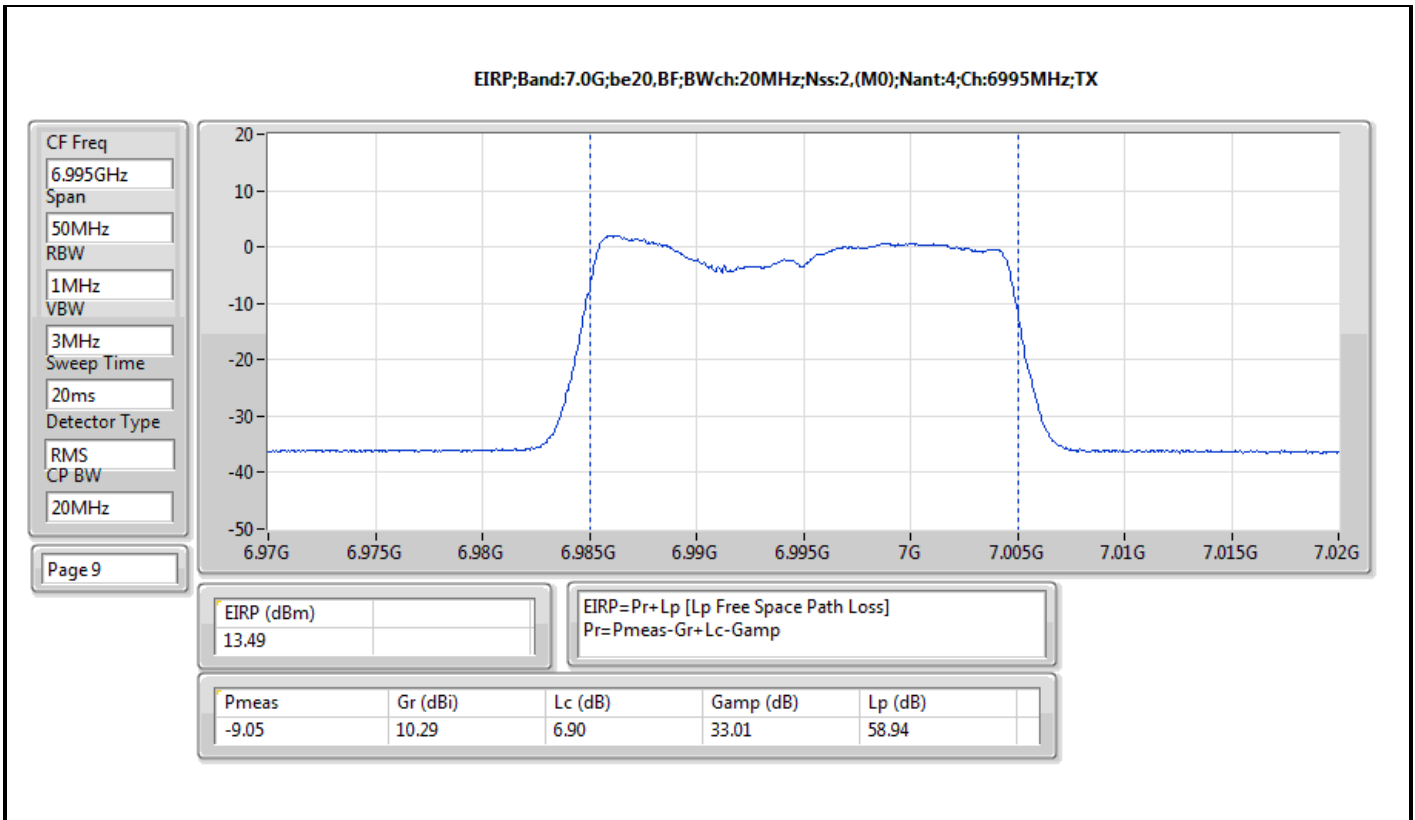


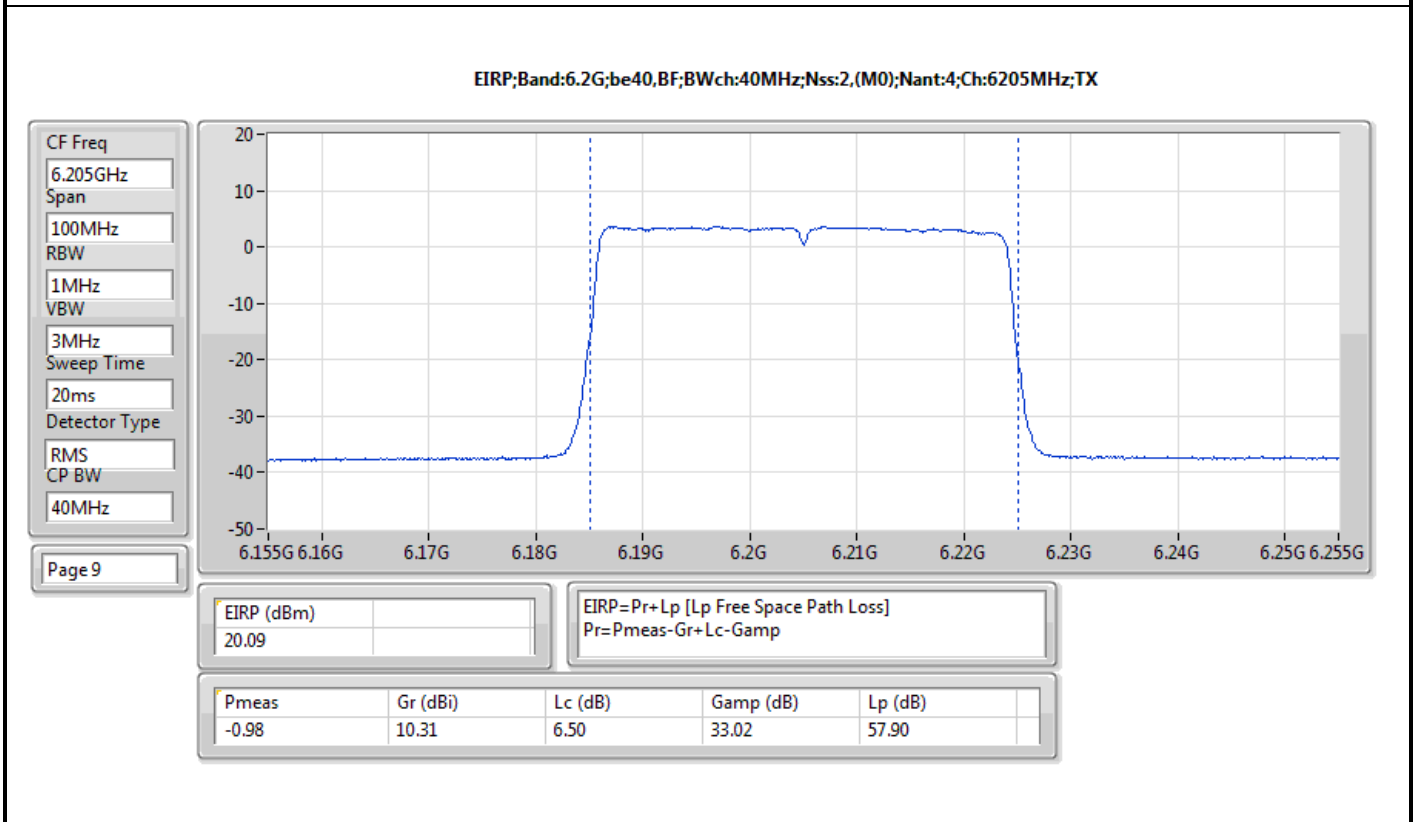
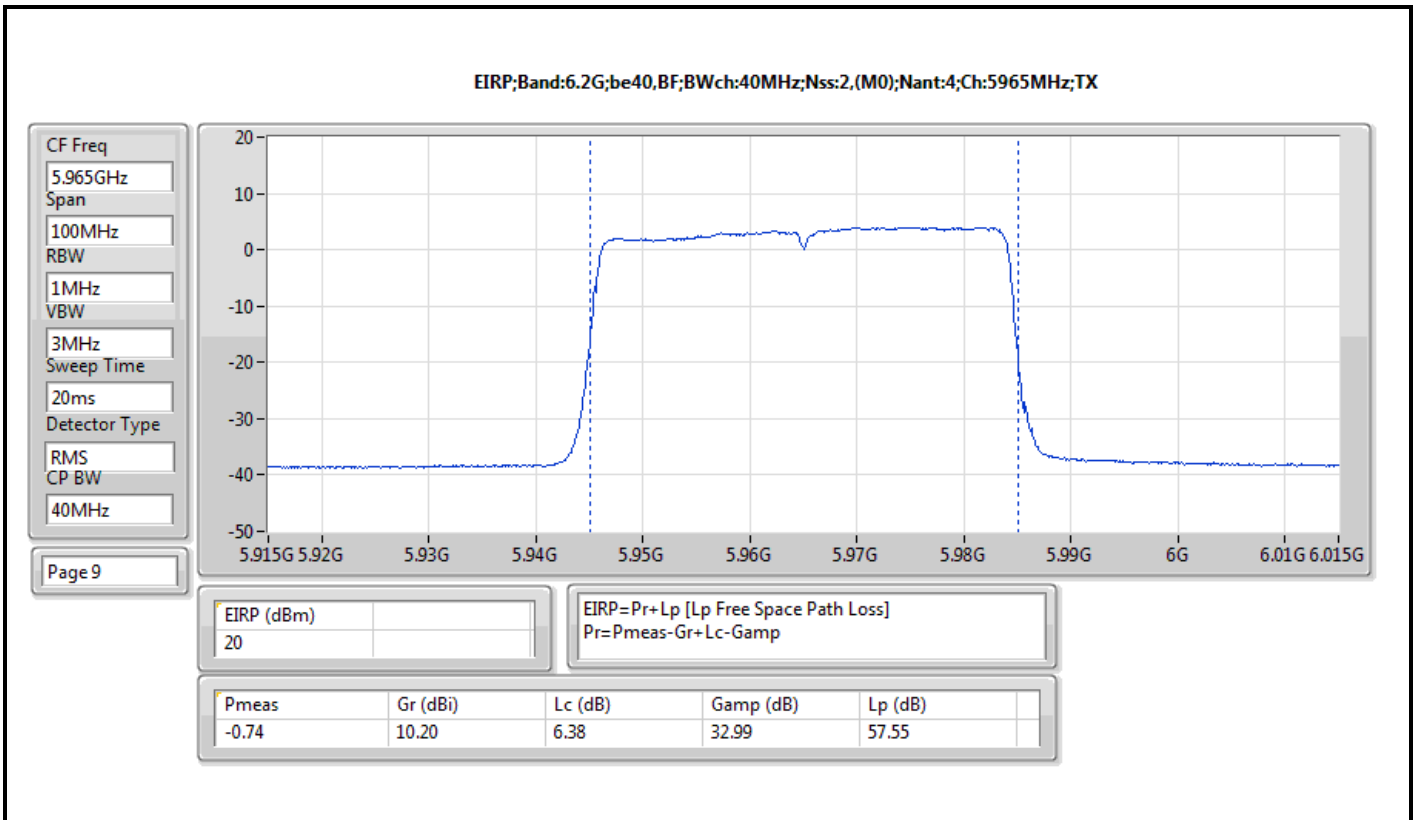


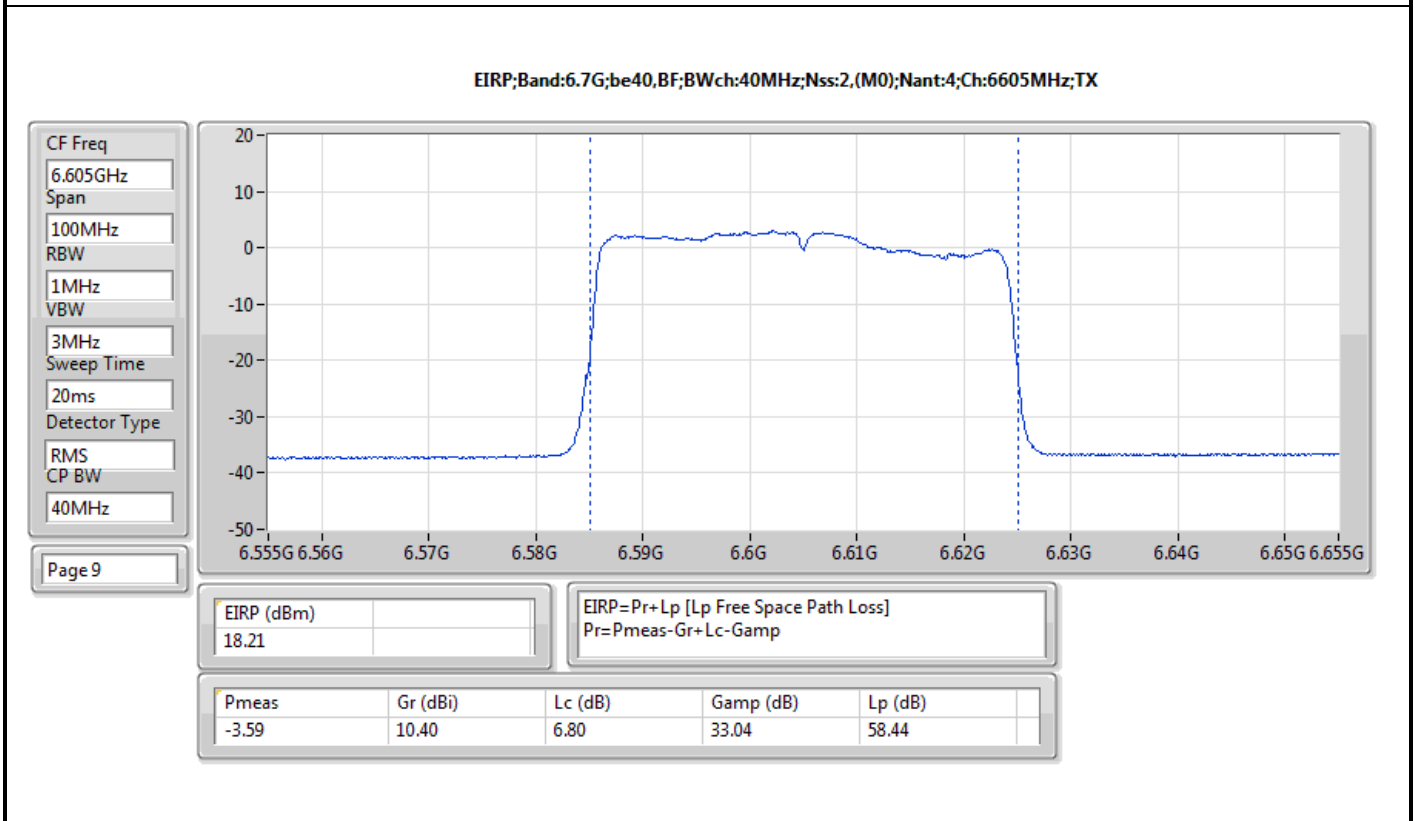
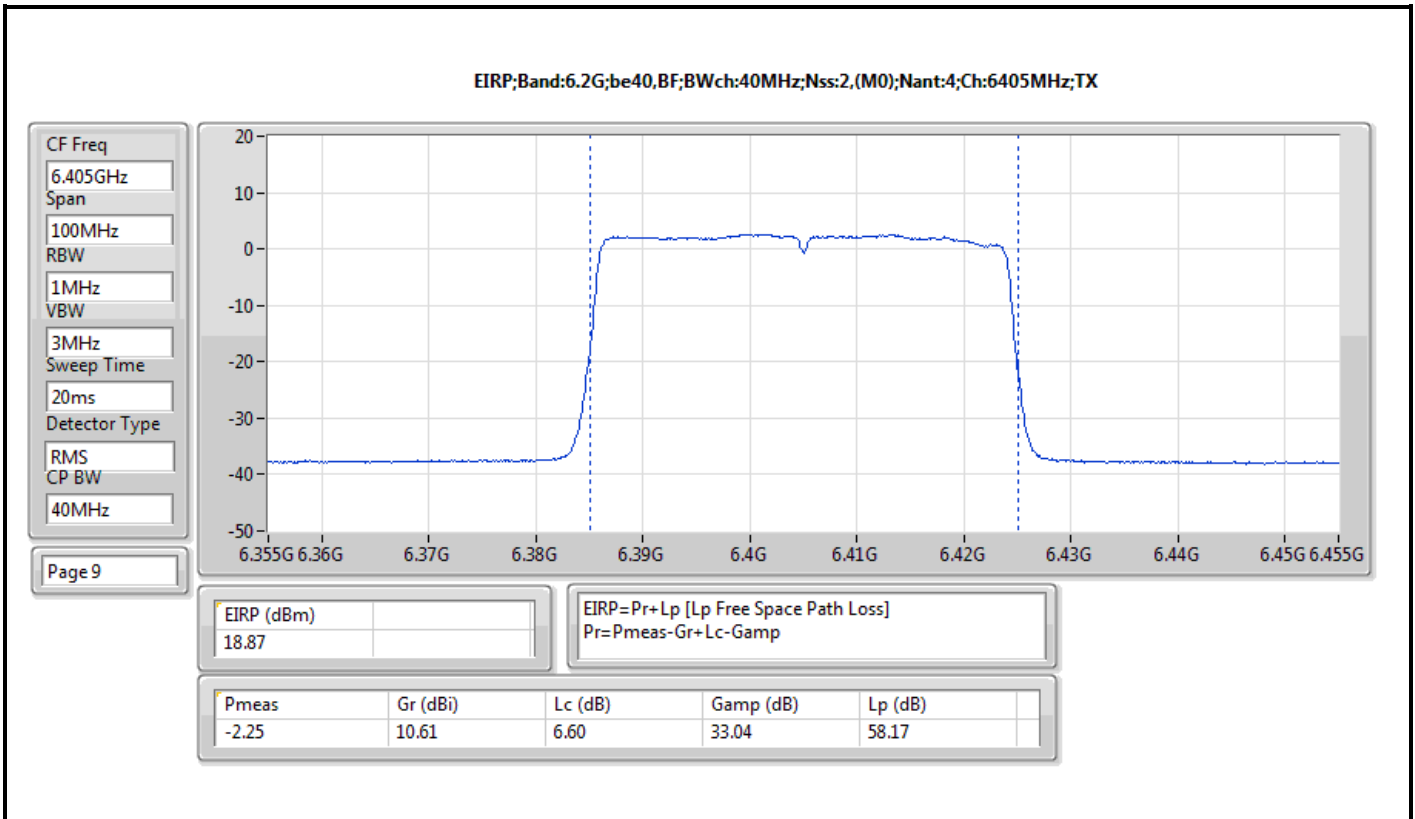


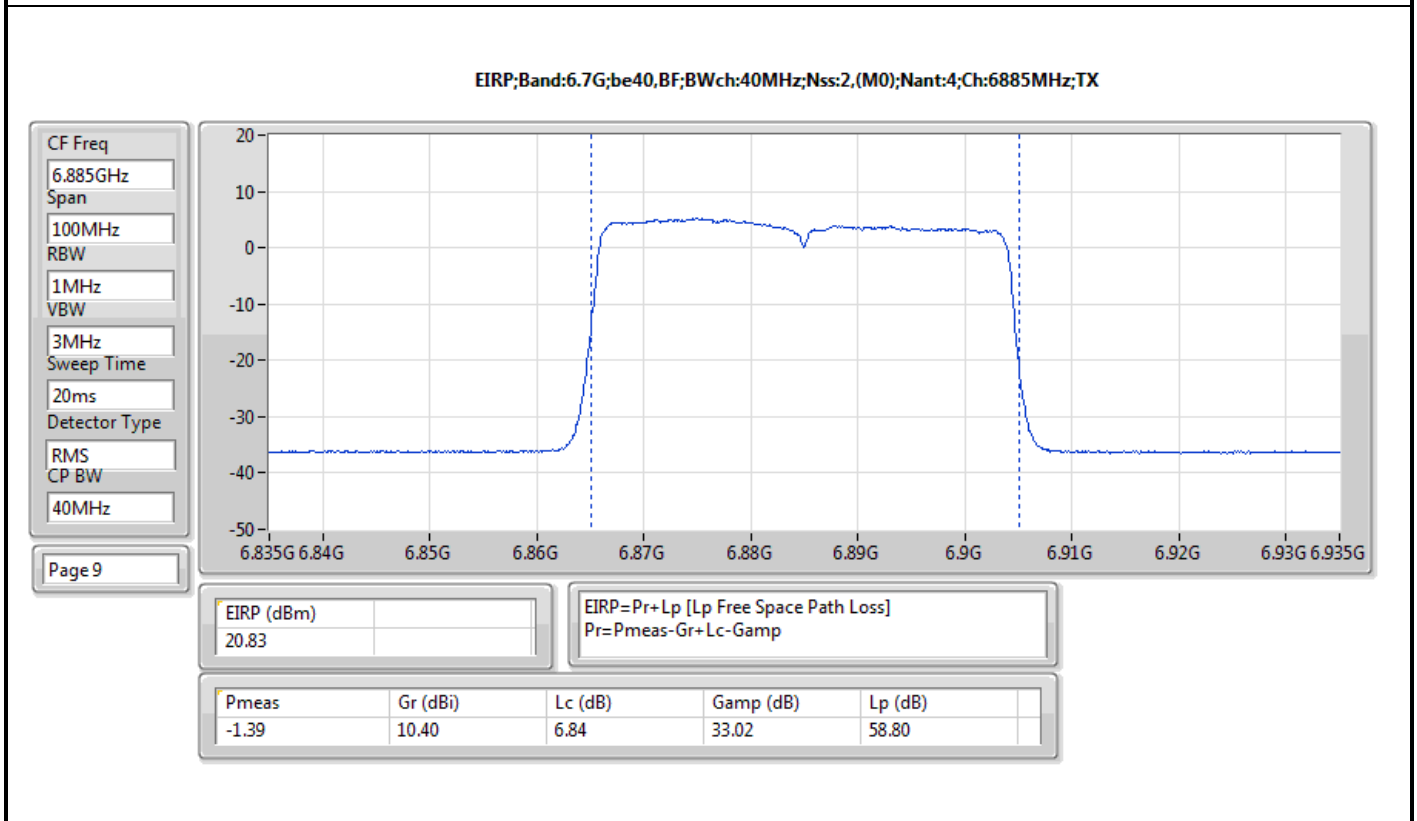
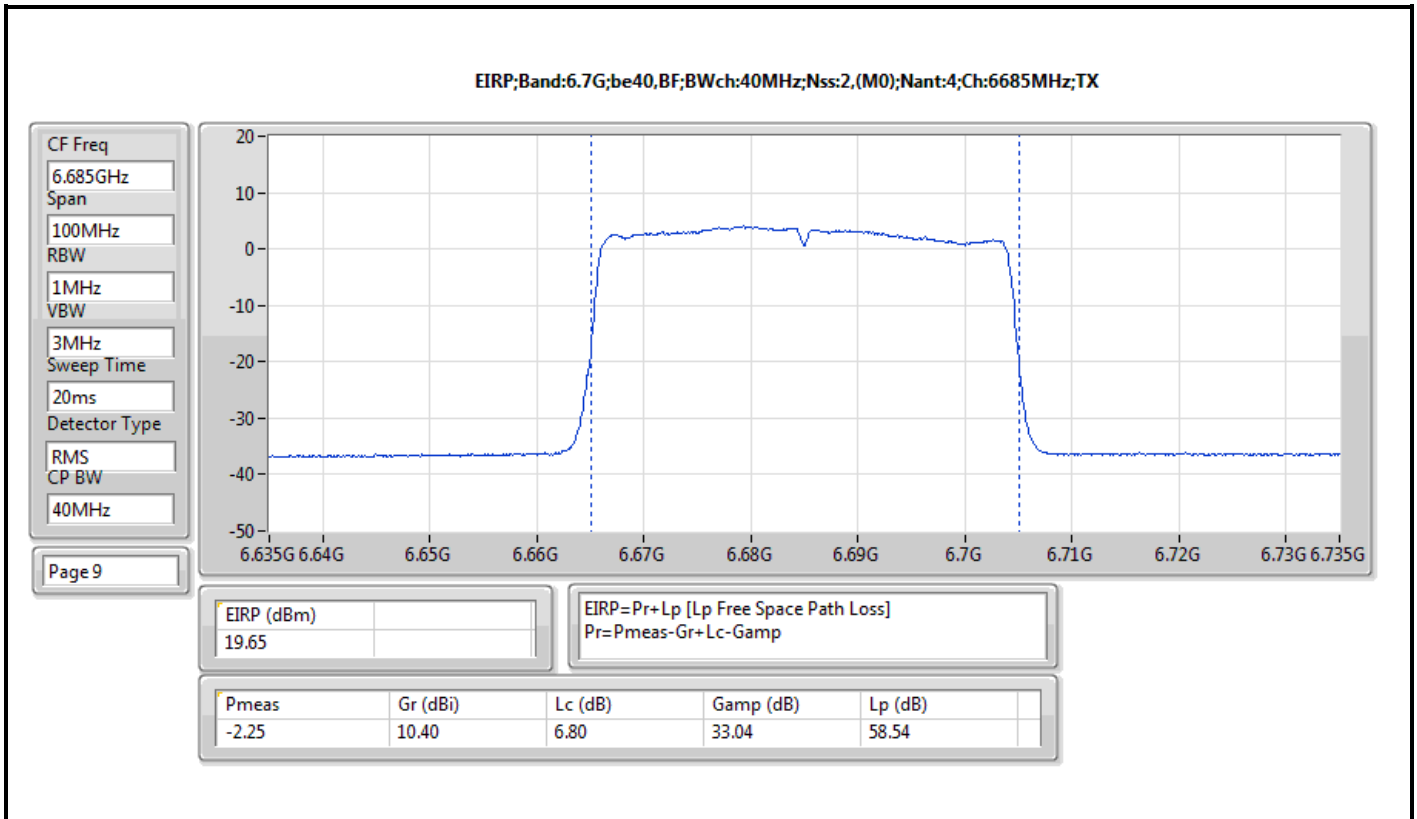


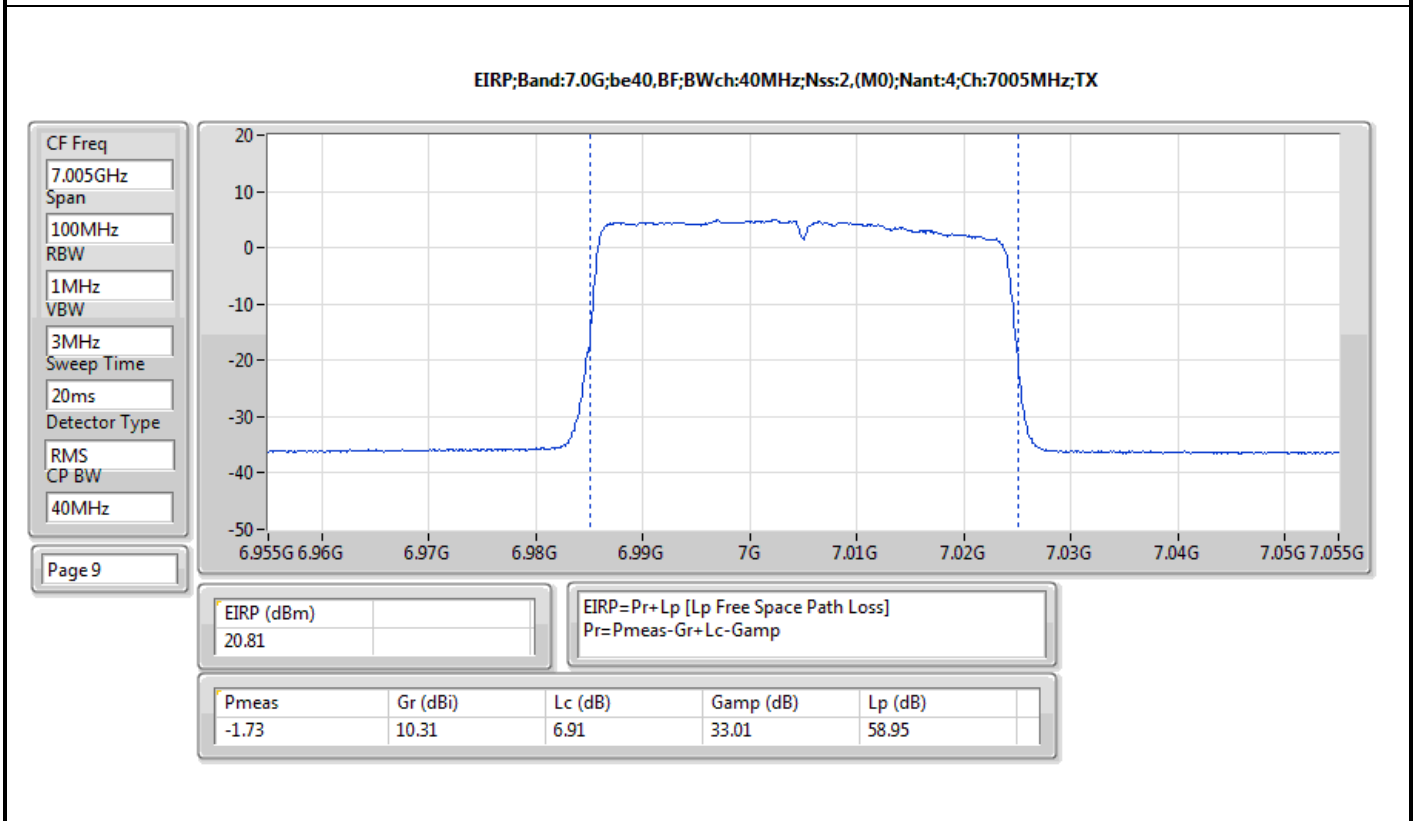
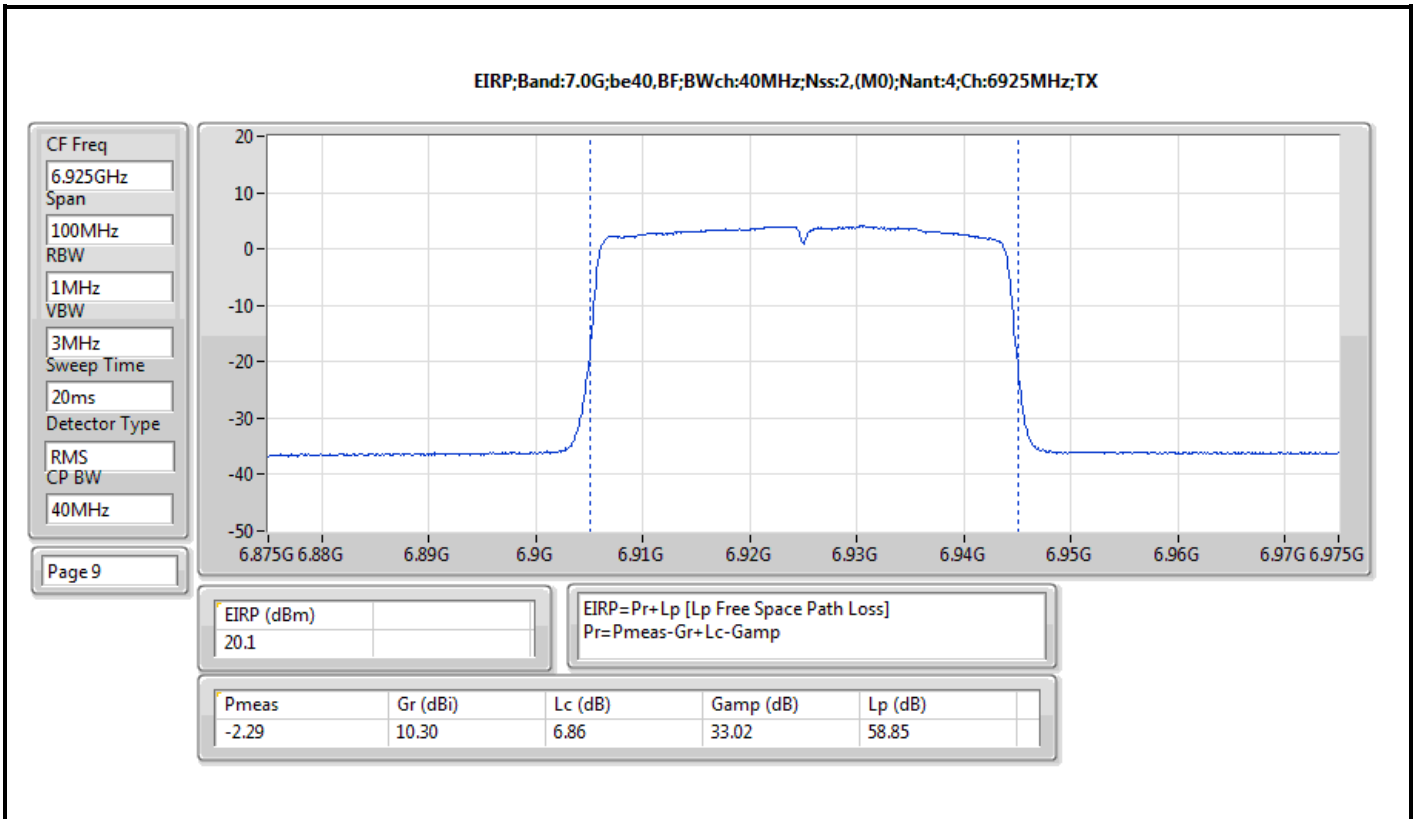


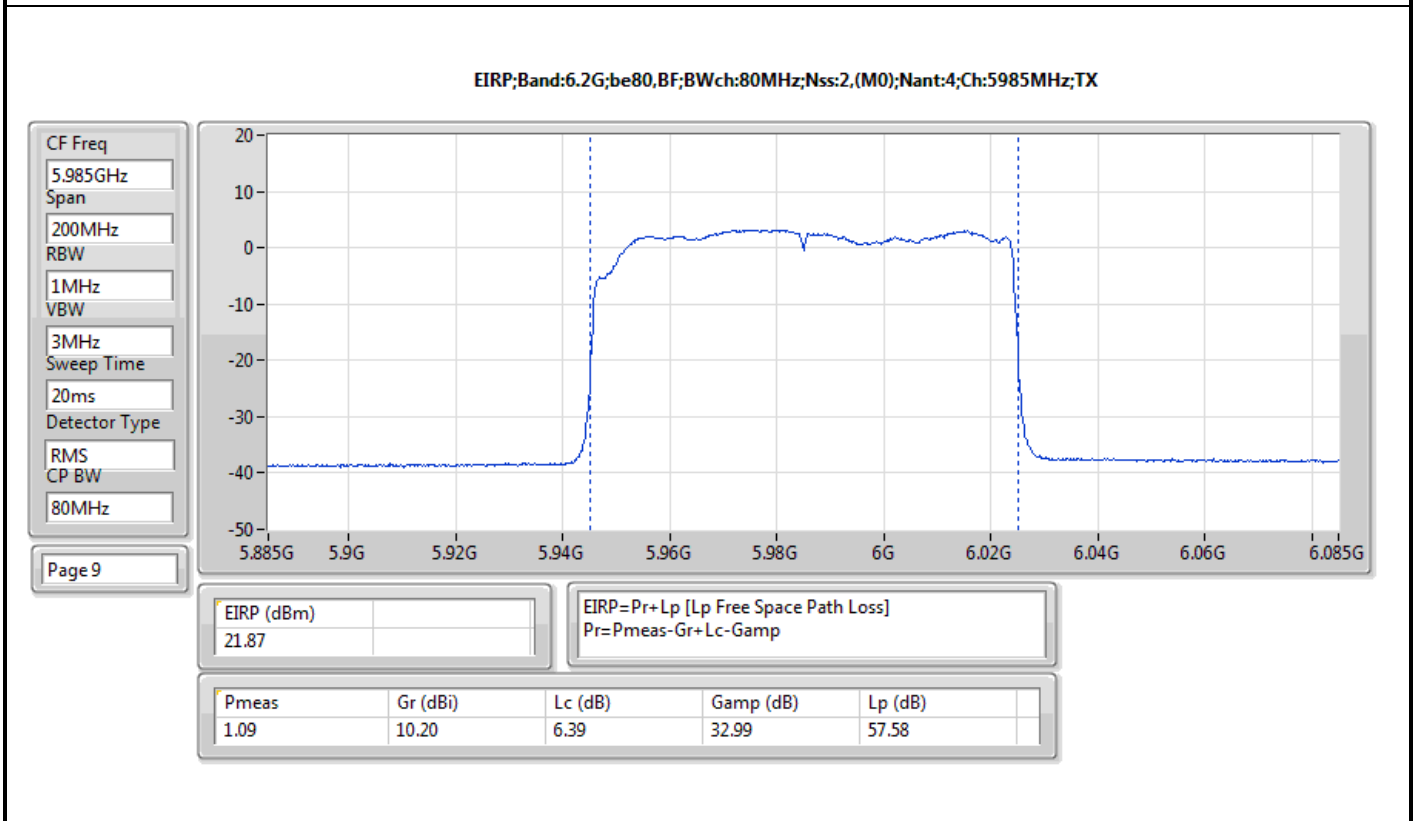
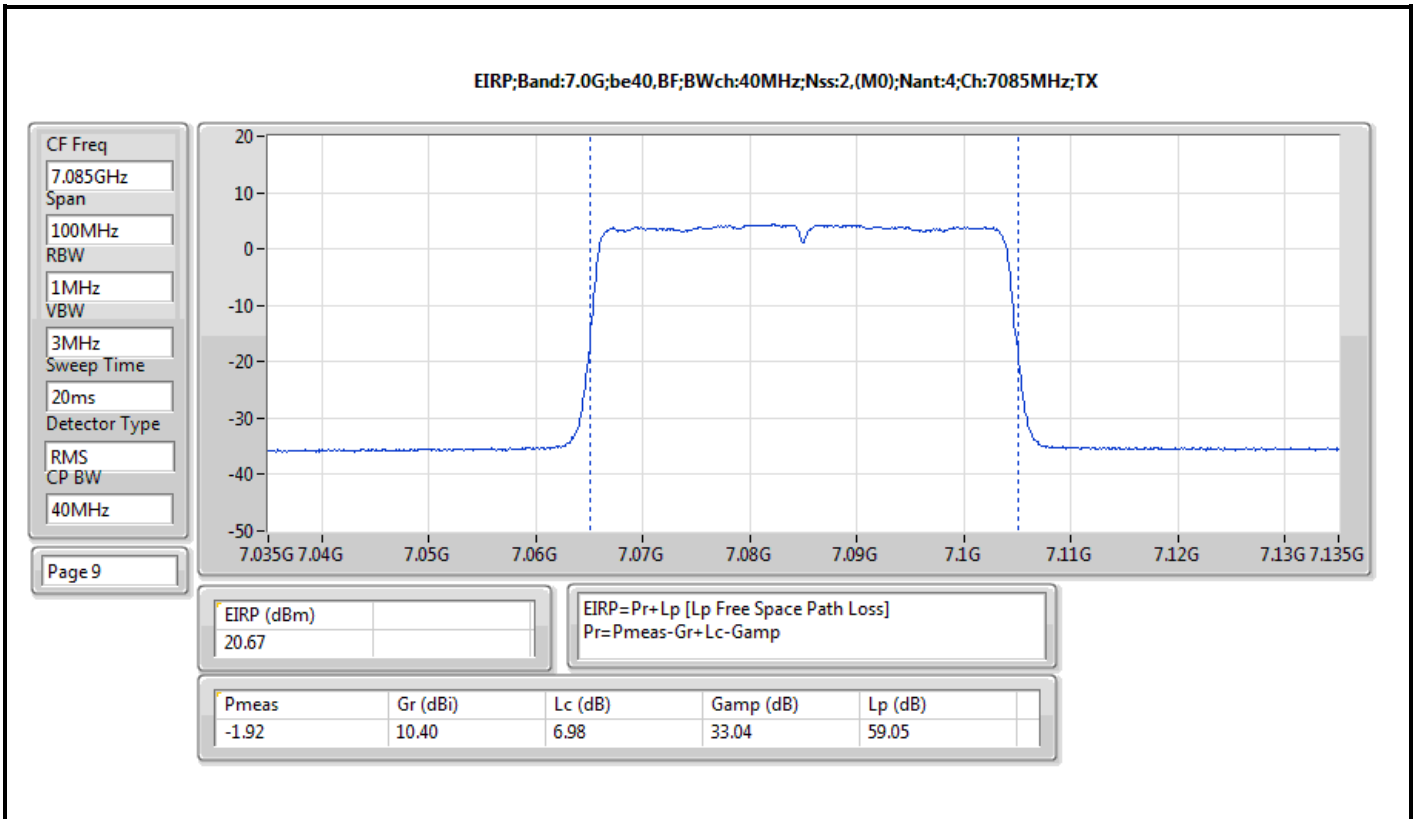


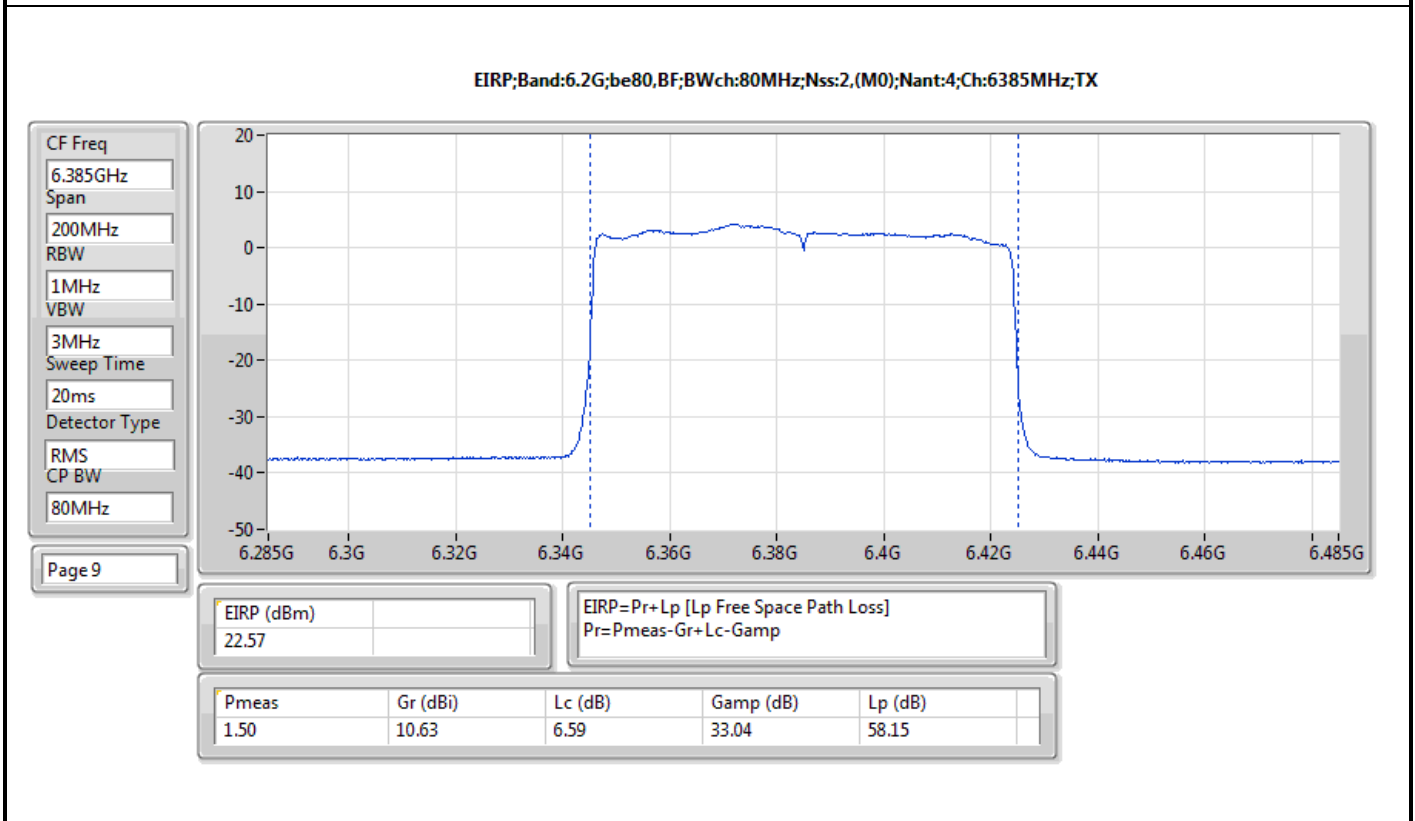
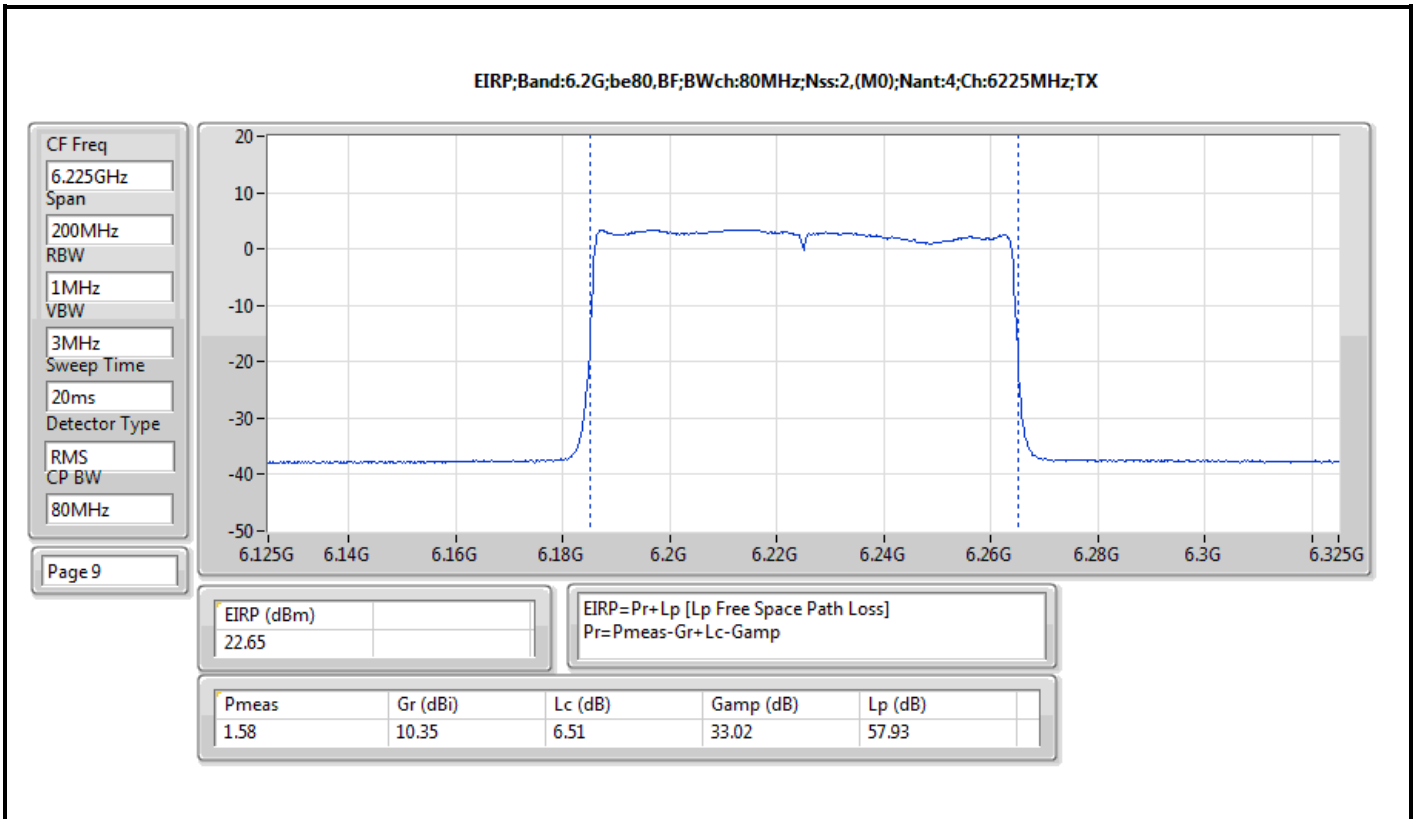


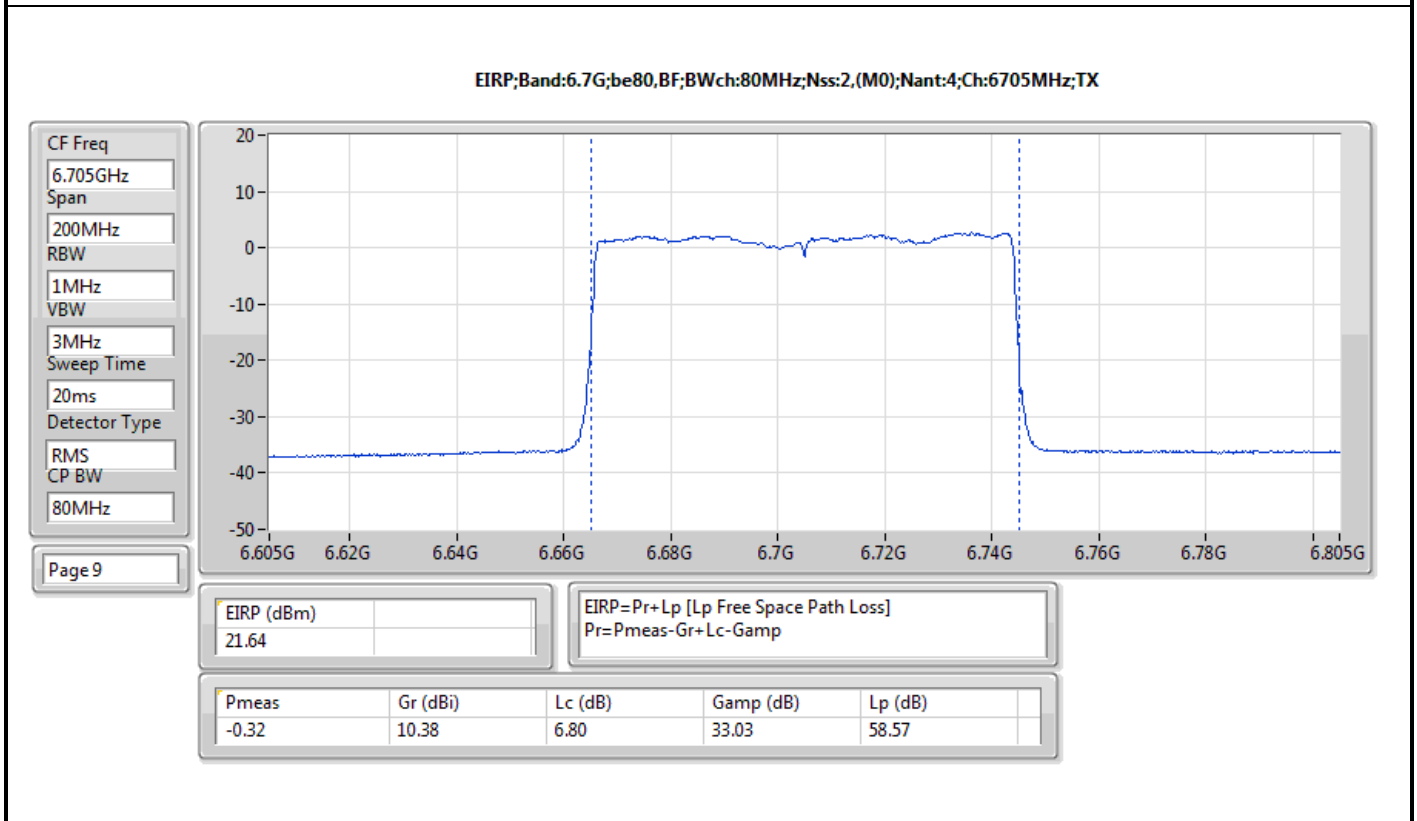
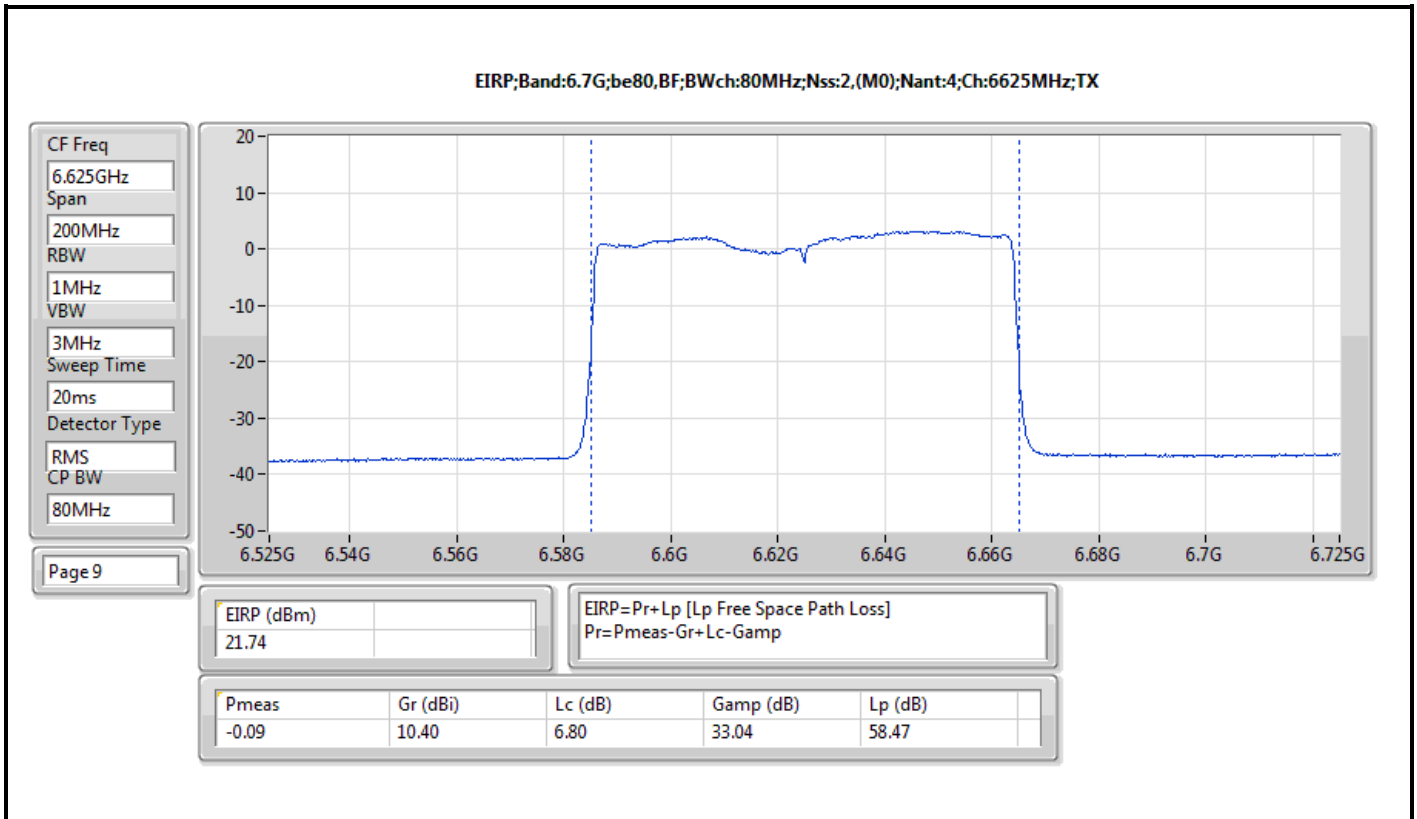


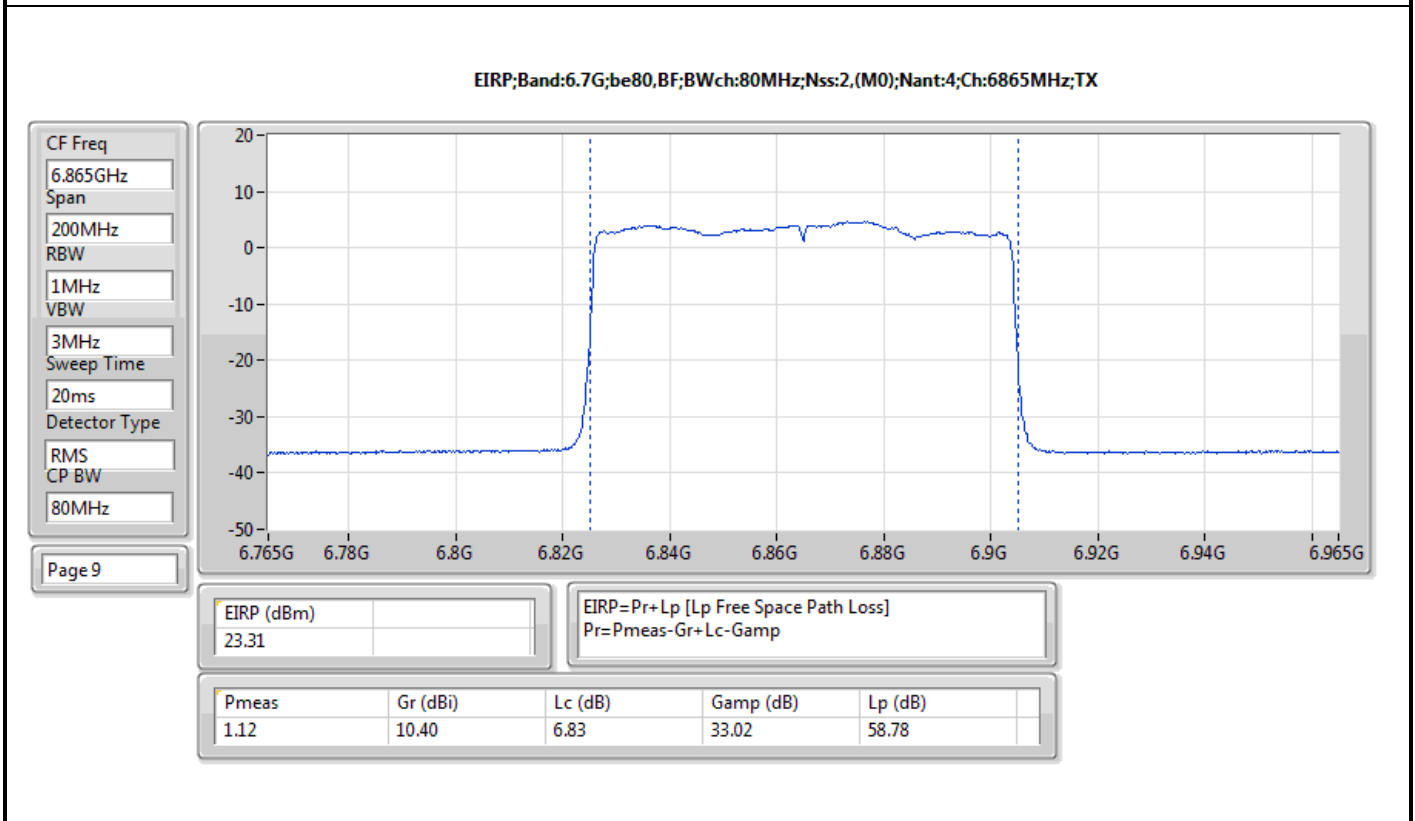
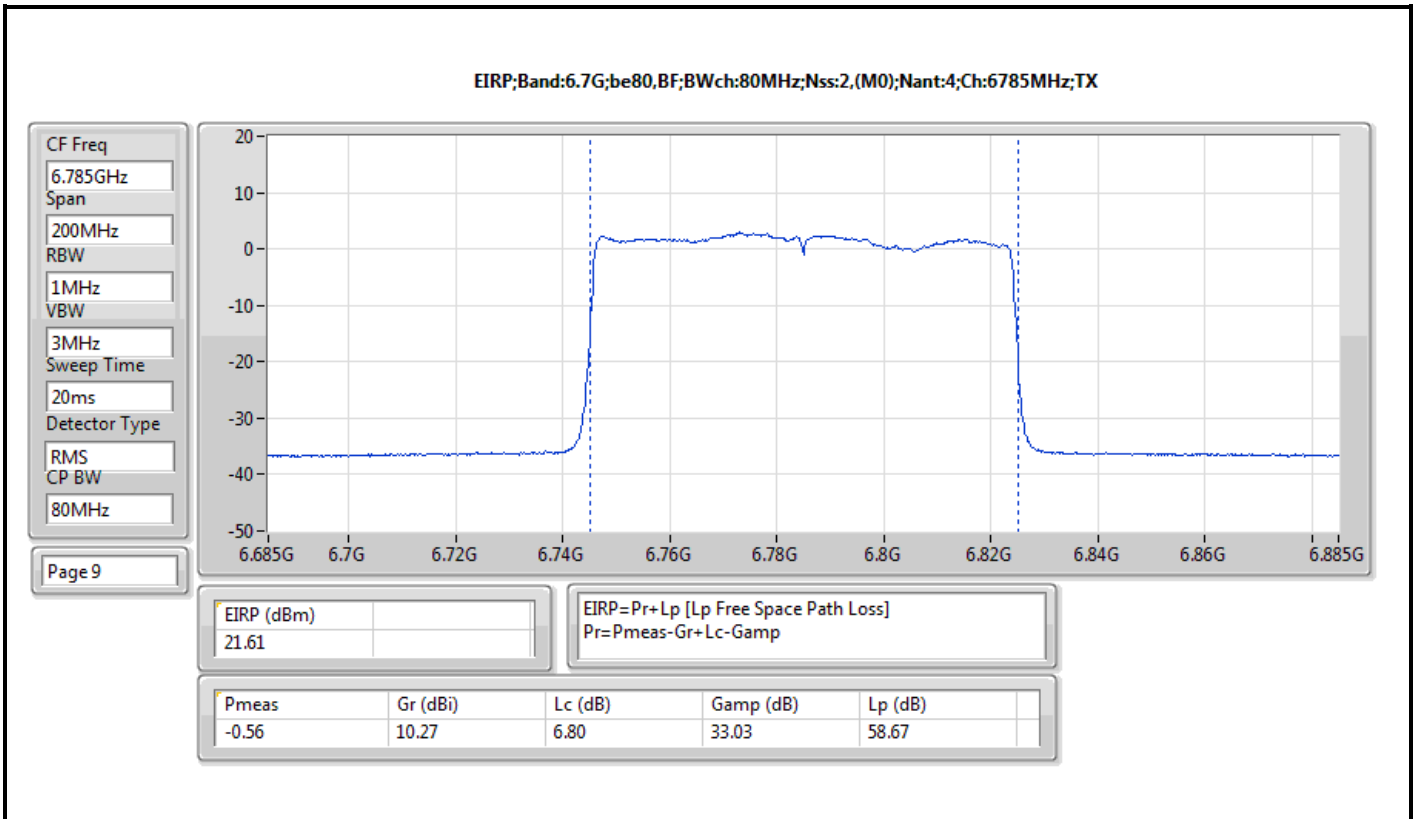


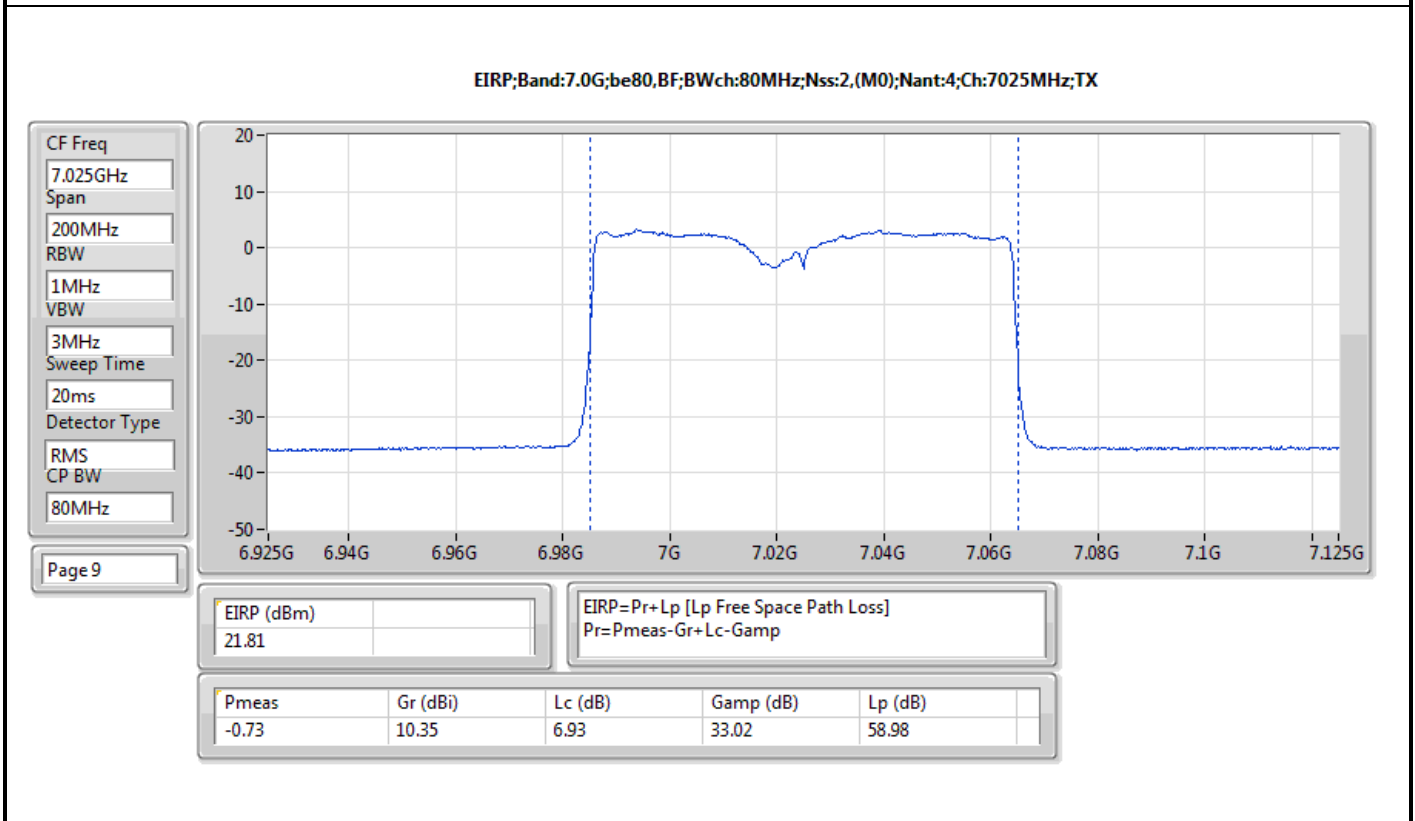
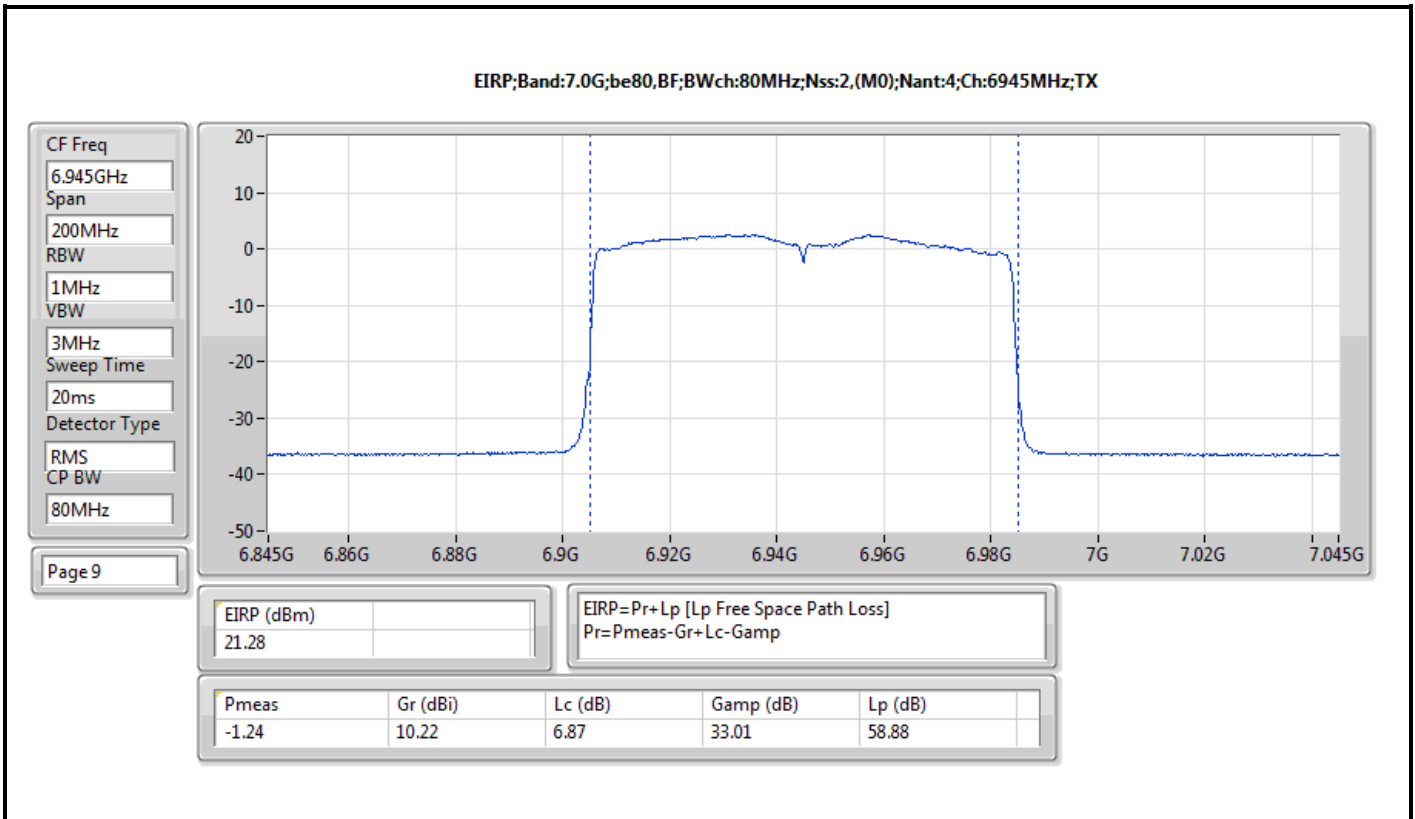


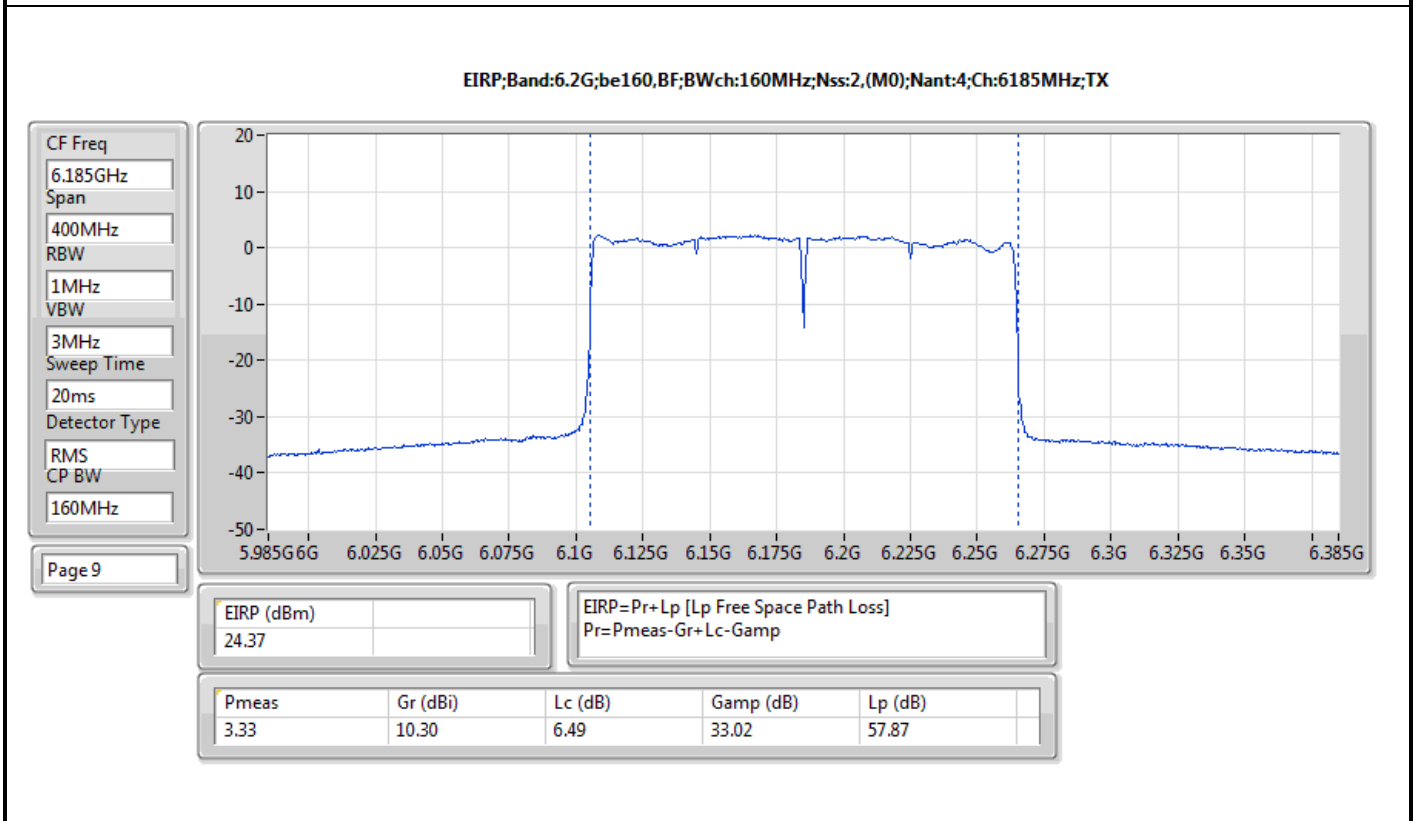
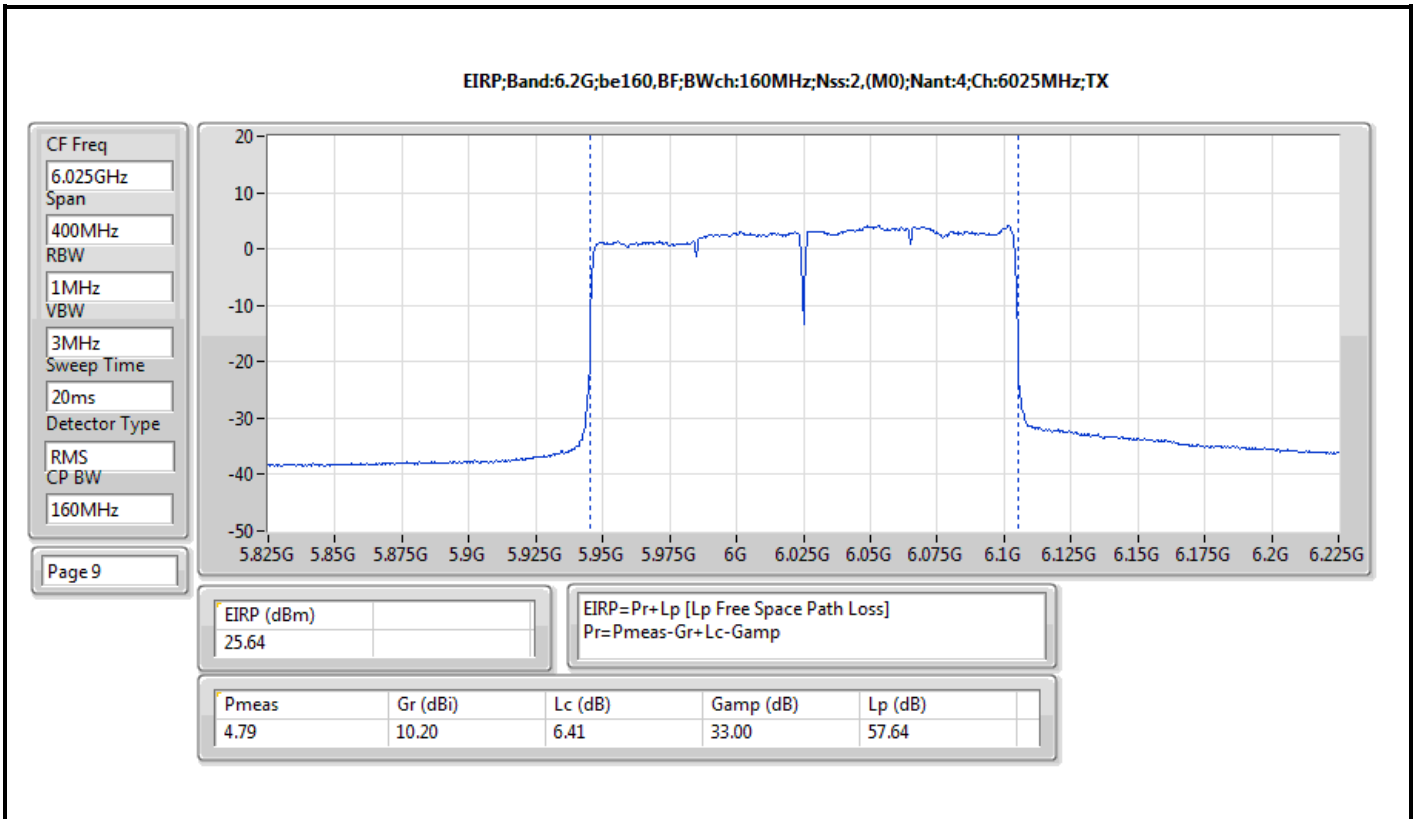


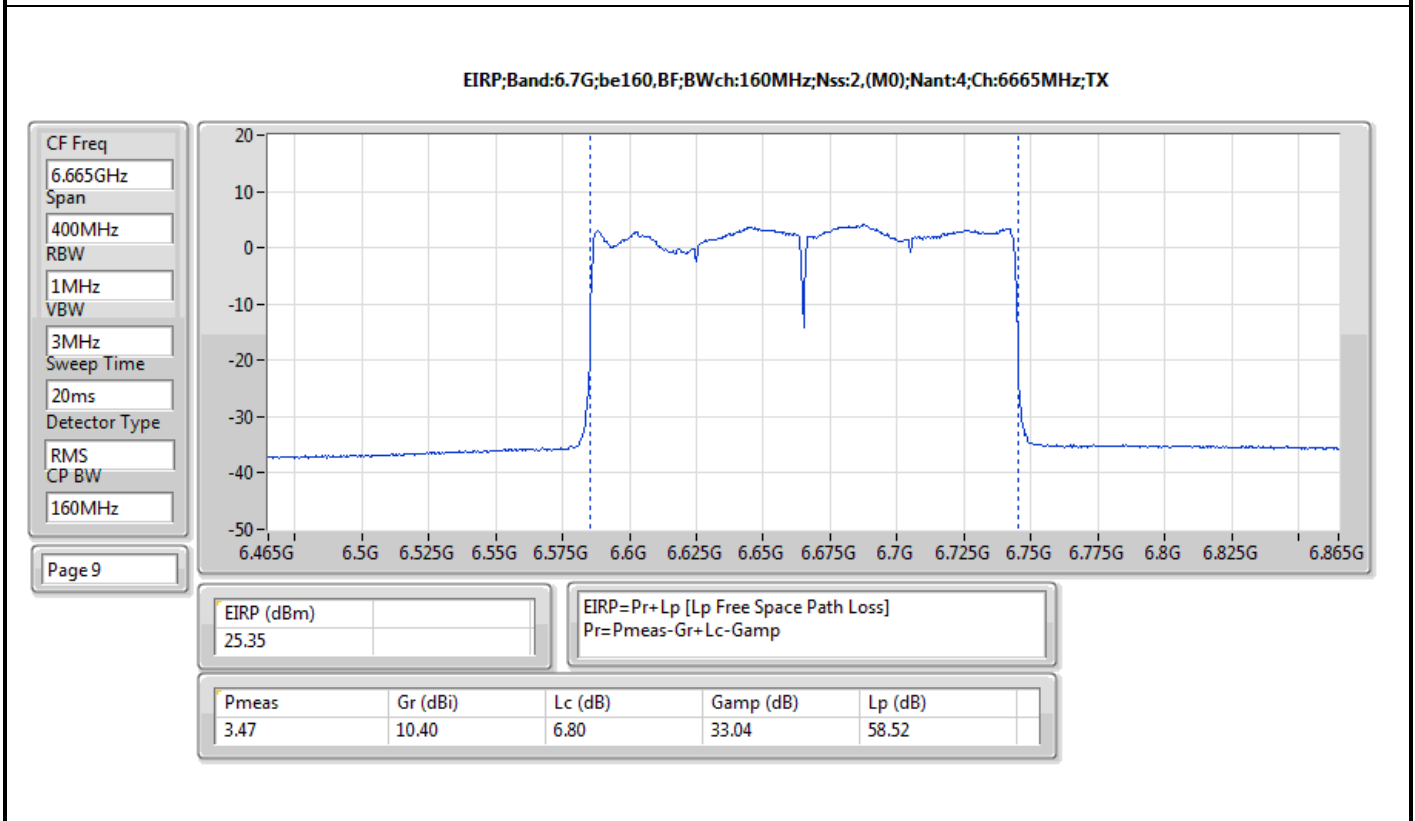
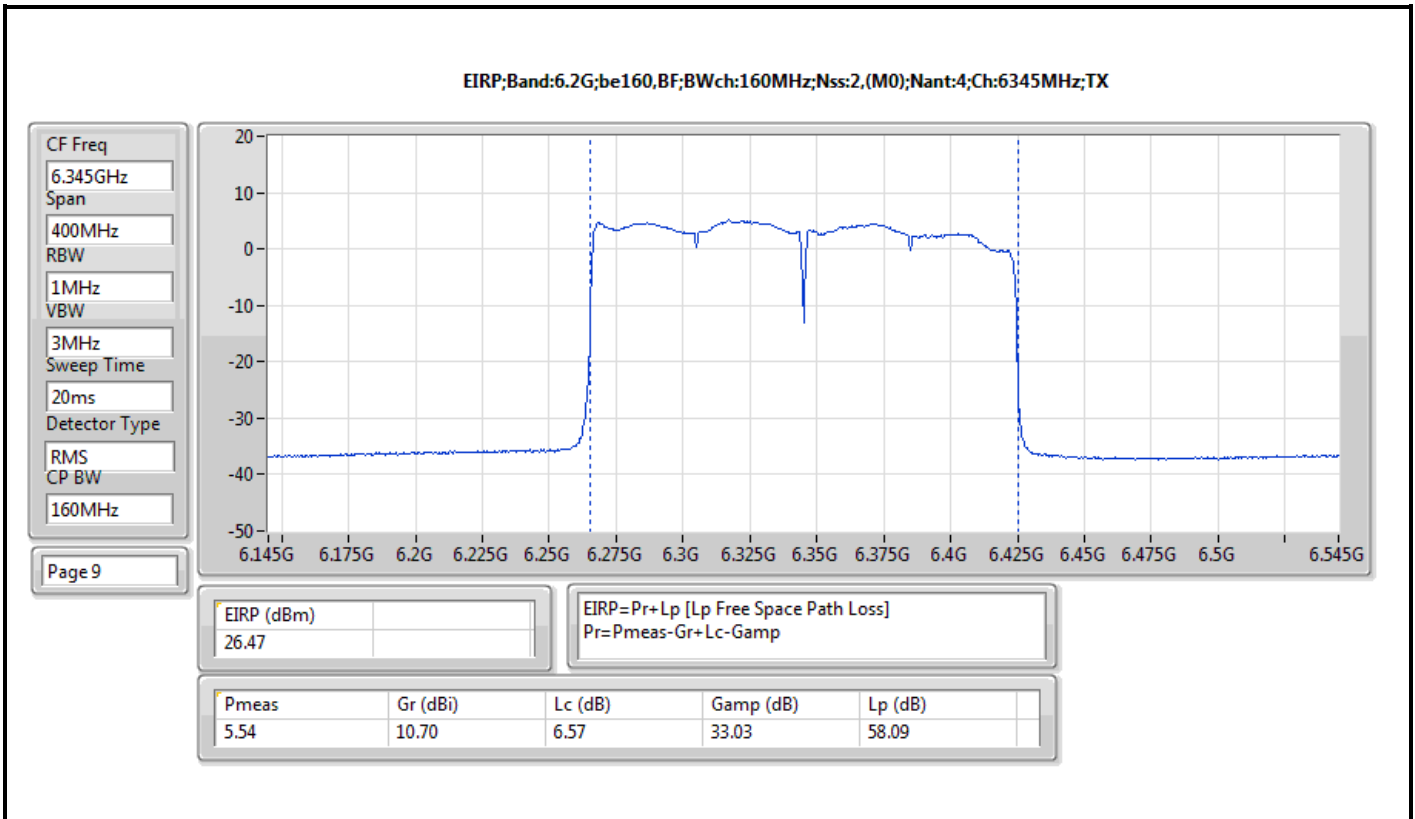


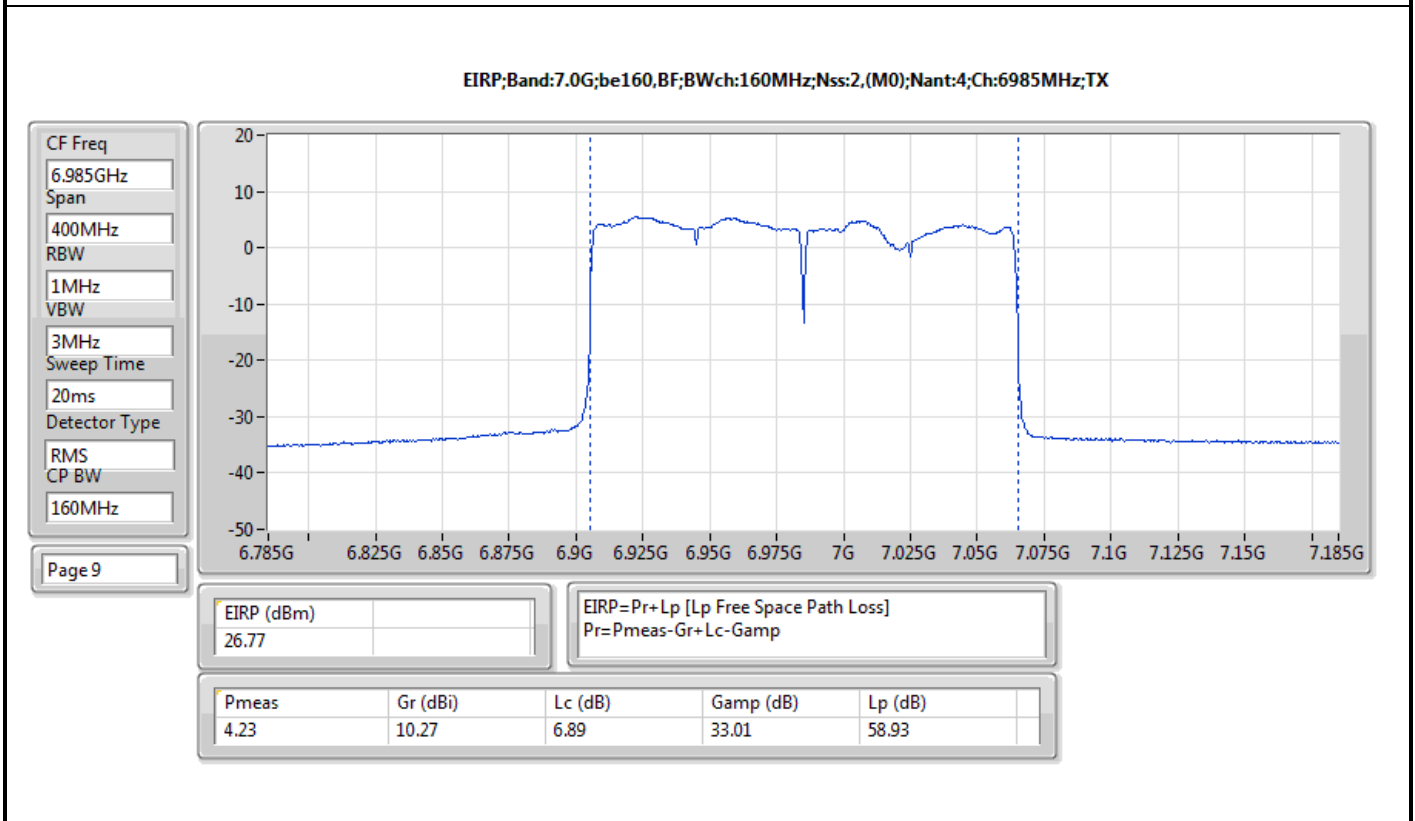
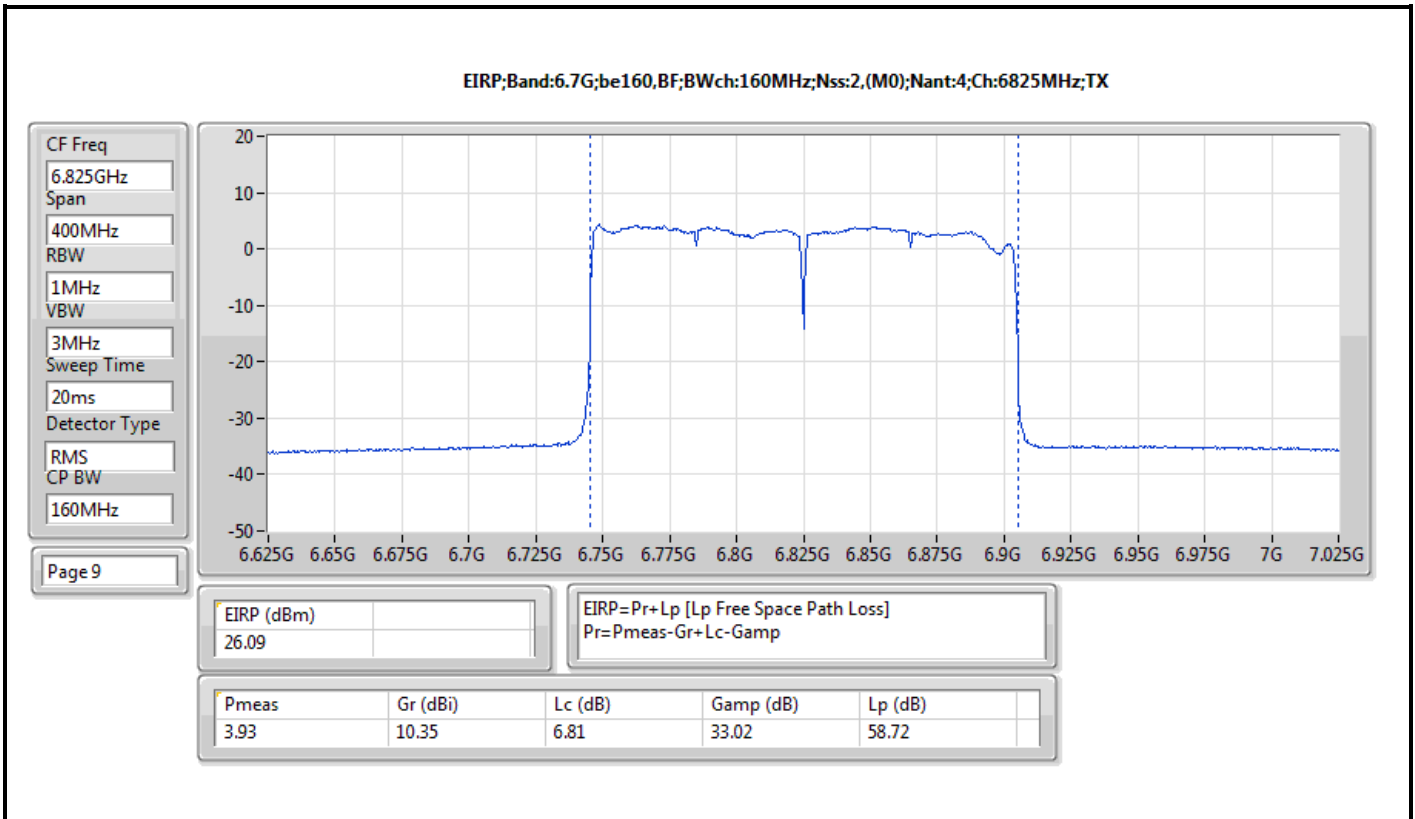


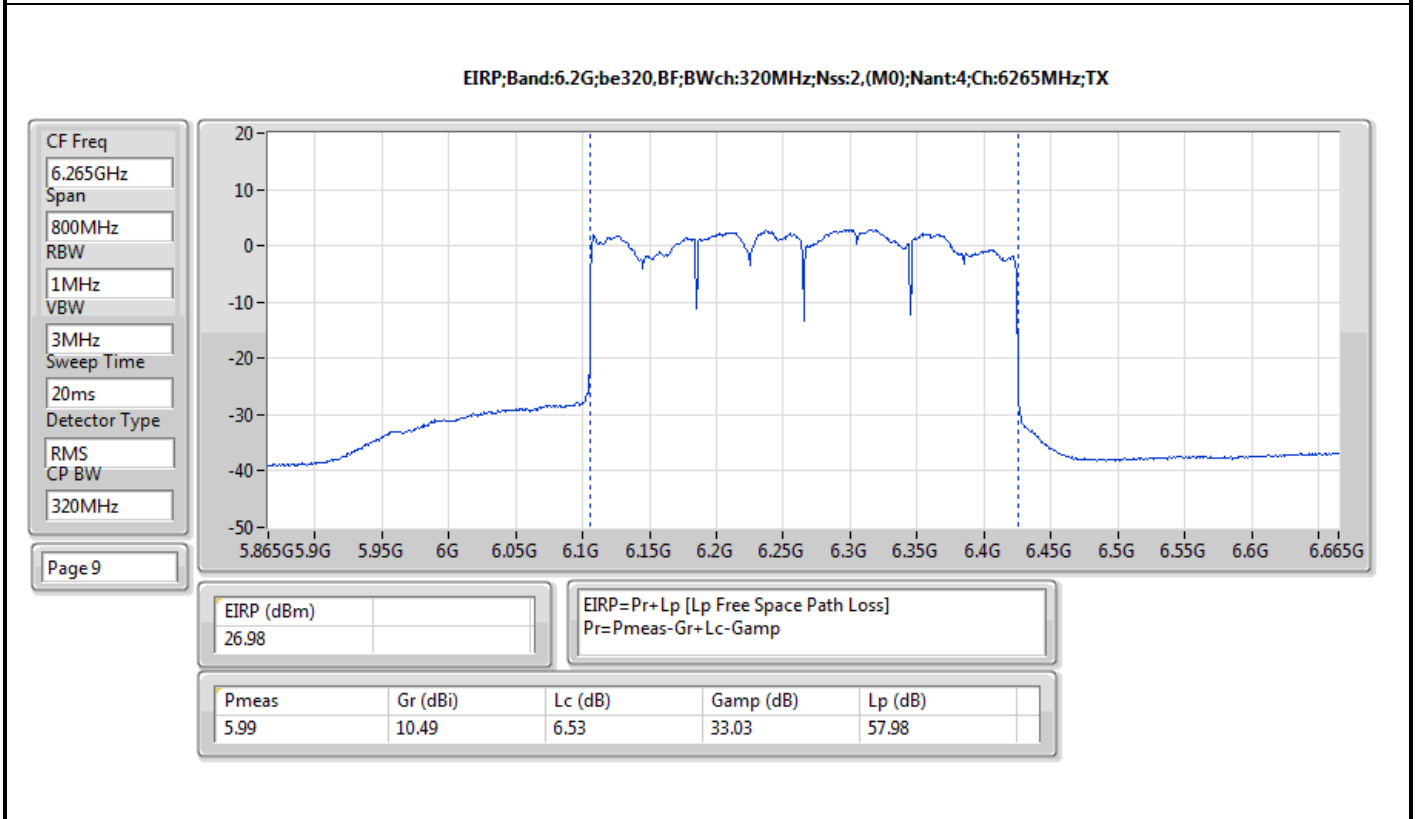
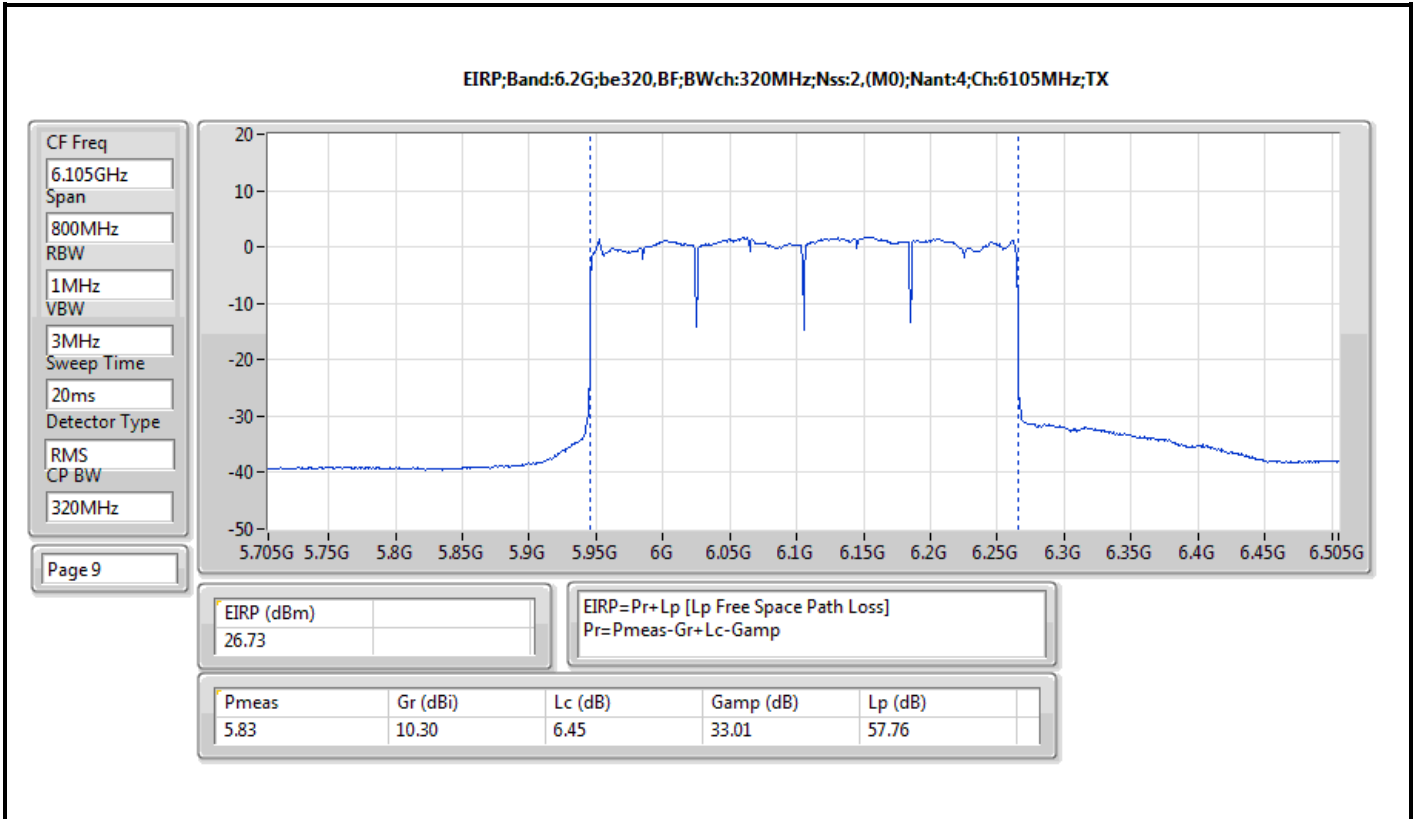


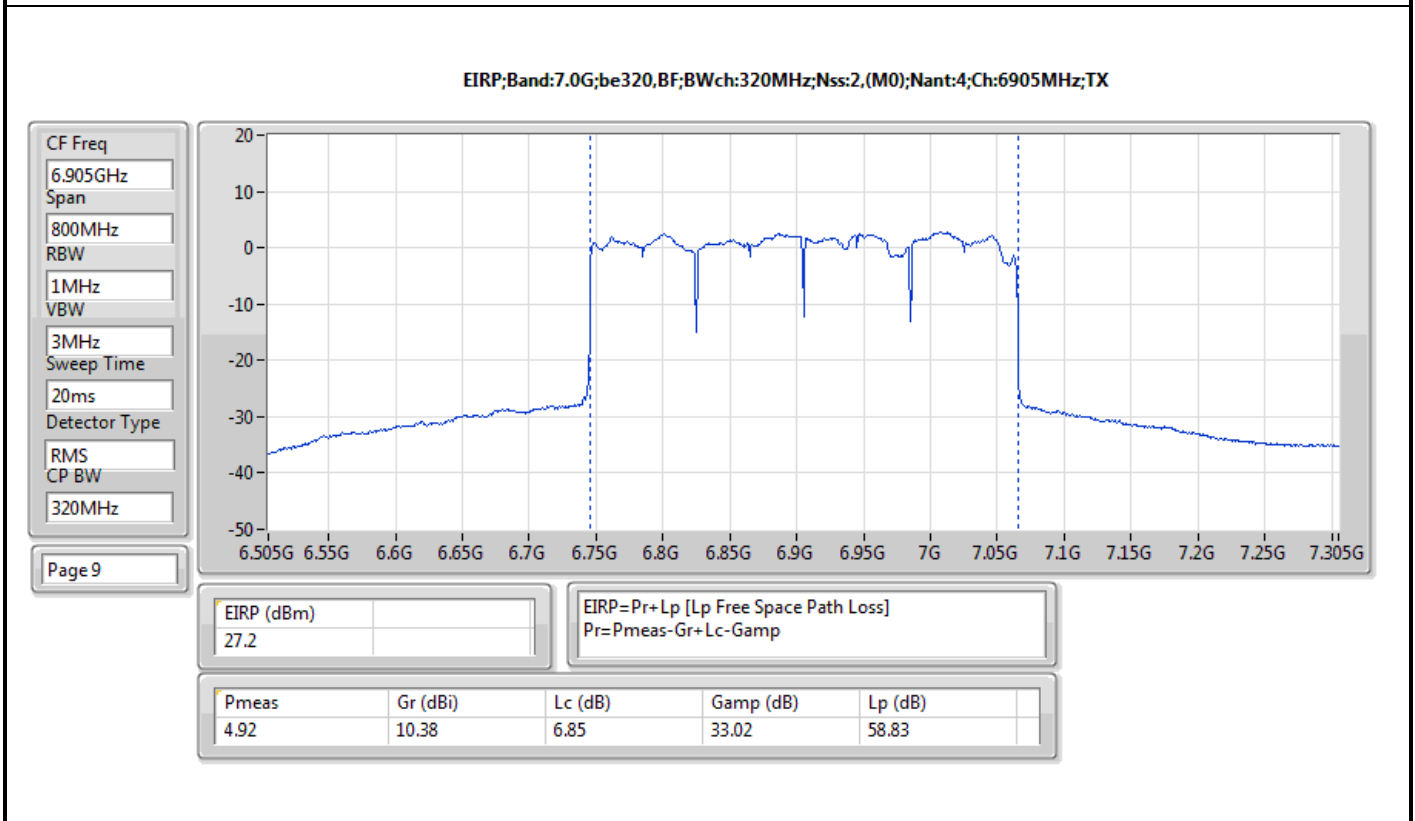
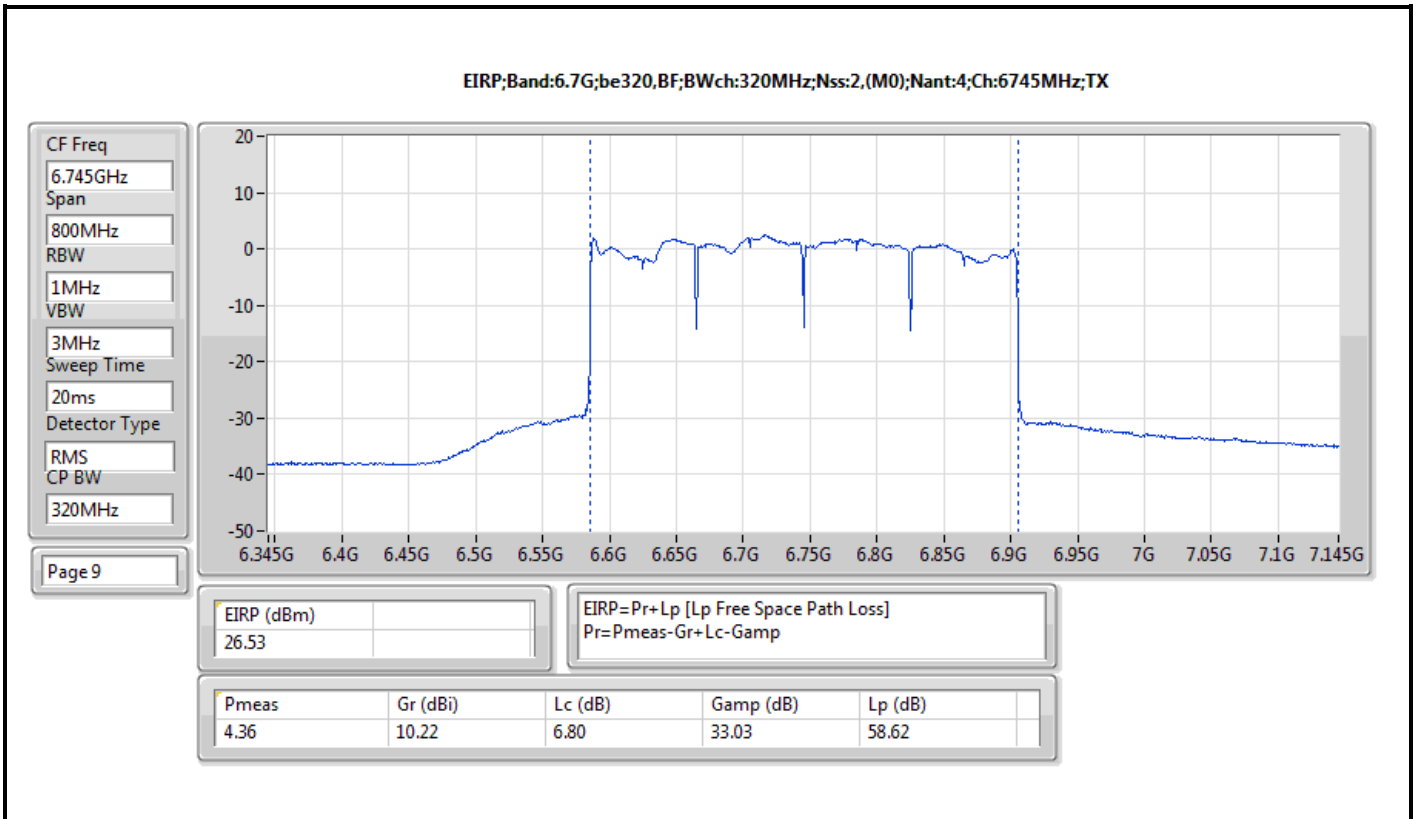












Summary

Mode	PD (dBm/RBW)
5.925-6.425GHz	-
802.11be EHT20-BF_Nss1,(MCS0)_4TX	4.95
802.11be EHT20-BF_Nss2,(MCS0)_4TX	4.98
802.11be EHT40-BF_Nss1,(MCS0)_4TX	4.99
802.11be EHT40-BF_Nss2,(MCS0)_4TX	4.93
802.11be EHT80-BF_Nss1,(MCS0)_4TX	4.98
802.11be EHT80-BF_Nss2,(MCS0)_4TX	4.95
802.11be EHT160-BF_Nss1,(MCS0)_4TX	4.94
802.11be EHT160-BF_Nss2,(MCS0)_4TX	4.95
802.11be EHT320-BF_Nss1,(MCS0)_4TX	4.98
802.11be EHT320-BF_Nss2,(MCS0)_4TX	4.98
6.525-6.875GHz	-
802.11be EHT20-BF_Nss1,(MCS0)_4TX	4.93
802.11be EHT20-BF_Nss2,(MCS0)_4TX	4.99
802.11be EHT40-BF_Nss1,(MCS0)_4TX	4.99
802.11be EHT40-BF_Nss2,(MCS0)_4TX	4.99
802.11be EHT80-BF_Nss1,(MCS0)_4TX	4.99
802.11be EHT80-BF_Nss2,(MCS0)_4TX	4.95
802.11be EHT160-BF_Nss1,(MCS0)_4TX	4.95
802.11be EHT160-BF_Nss2,(MCS0)_4TX	4.99
802.11be EHT320-BF_Nss1,(MCS0)_4TX	4.97
802.11be EHT320-BF_Nss2,(MCS0)_4TX	4.83
6.875-7.125GHz	-
802.11be EHT20-BF_Nss1,(MCS0)_4TX	4.87
802.11be EHT20-BF_Nss2,(MCS0)_4TX	4.95
802.11be EHT40-BF_Nss1,(MCS0)_4TX	4.85
802.11be EHT40-BF_Nss2,(MCS0)_4TX	4.98
802.11be EHT80-BF_Nss1,(MCS0)_4TX	4.93
802.11be EHT80-BF_Nss2,(MCS0)_4TX	4.90
802.11be EHT160-BF_Nss1,(MCS0)_4TX	4.94
802.11be EHT160-BF_Nss2,(MCS0)_4TX	4.99
802.11be EHT320-BF_Nss1,(MCS0)_4TX	4.95
802.11be EHT320-BF_Nss2,(MCS0)_4TX	4.98

RBW = 500kHz for 5.725-5.85GHz band / 1MHz for other band;

Result

Mode	Result	EIRP PD (dBm/RBW)	EIRP PD Limit (dBm/RBW)
802.11be EHT20-BF_Nss1,(MCS0)_4TX	-	-	-
5955MHz	Pass	4.90	5.00
6195MHz	Pass	4.95	5.00
6415MHz	Pass	4.88	5.00
6595MHz	Pass	4.93	5.00
6695MHz	Pass	4.93	5.00
6875MHz Straddle 6.525-6.875GHz	Pass	4.87	5.00
6895MHz	Pass	4.73	5.00
6995MHz	Pass	4.85	5.00
7095MHz	Pass	4.87	5.00
802.11be EHT40-BF_Nss1,(MCS0)_4TX	-	-	-
5965MHz	Pass	4.89	5.00
6205MHz	Pass	4.99	5.00
6405MHz	Pass	4.78	5.00
6605MHz	Pass	4.95	5.00
6685MHz	Pass	4.83	5.00
6885MHz Straddle 6.525-6.875GHz	Pass	4.99	5.00
6925MHz	Pass	4.85	5.00
7005MHz	Pass	4.81	5.00
7085MHz	Pass	4.82	5.00
802.11be EHT80-BF_Nss1,(MCS0)_4TX	-	-	-
5985MHz	Pass	4.96	5.00
6225MHz	Pass	4.94	5.00
6385MHz	Pass	4.98	5.00
6625MHz	Pass	4.99	5.00
6705MHz	Pass	4.95	5.00
6785MHz	Pass	4.86	5.00
6865MHz Straddle 6.525-6.875GHz	Pass	4.71	5.00
6945MHz	Pass	4.93	5.00
7025MHz	Pass	4.73	5.00
802.11be EHT160-BF_Nss1,(MCS0)_4TX	-	-	-
6025MHz	Pass	4.88	5.00
6185MHz	Pass	4.94	5.00
6345MHz	Pass	4.81	5.00
6665MHz	Pass	4.95	5.00
6825MHz Straddle 6.525-6.875GHz	Pass	4.92	5.00
6985MHz	Pass	4.94	5.00
802.11be EHT320-BF_Nss1,(MCS0)_4TX	-	-	-
6105MHz	Pass	4.86	5.00
6265MHz Straddle 5.925-6.425GHz	Pass	4.98	5.00
6745MHz Straddle 6.525-6.875GHz	Pass	4.97	5.00
6905MHz	Pass	4.95	5.00
802.11be EHT20-BF_Nss2,(MCS0)_4TX	-	-	-
5955MHz	Pass	4.98	5.00
6195MHz	Pass	4.98	5.00
6415MHz	Pass	4.90	5.00
6595MHz	Pass	4.99	5.00
6695MHz	Pass	4.93	5.00
6875MHz Straddle 6.525-6.875GHz	Pass	4.84	5.00
6895MHz	Pass	4.77	5.00
6995MHz	Pass	4.93	5.00
7095MHz	Pass	4.95	5.00
802.11be EHT40-BF_Nss2,(MCS0)_4TX	-	-	-
5965MHz	Pass	4.87	5.00
6205MHz	Pass	4.93	5.00

Mode	Result	EIRP PD (dBm/RBW)	EIRP PD Limit (dBm/RBW)
6405MHz	Pass	4.84	5.00
6605MHz	Pass	4.99	5.00
6685MHz	Pass	4.76	5.00
6885MHz Straddle 6.525-6.875GHz	Pass	4.81	5.00
6925MHz	Pass	4.98	5.00
7005MHz	Pass	4.81	5.00
7085MHz	Pass	4.88	5.00
802.11be EHT80-BF_Nss2,(MCS0)_4TX	-	-	-
5985MHz	Pass	4.92	5.00
6225MHz	Pass	4.85	5.00
6385MHz	Pass	4.95	5.00
6625MHz	Pass	4.70	5.00
6705MHz	Pass	4.90	5.00
6785MHz	Pass	4.83	5.00
6865MHz Straddle 6.525-6.875GHz	Pass	4.95	5.00
6945MHz	Pass	4.61	5.00
7025MHz	Pass	4.90	5.00
802.11be EHT160-BF_Nss2,(MCS0)_4TX	-	-	-
6025MHz	Pass	4.95	5.00
6185MHz	Pass	4.64	5.00
6345MHz	Pass	4.70	5.00
6665MHz	Pass	4.99	5.00
6825MHz Straddle 6.525-6.875GHz	Pass	4.71	5.00
6985MHz	Pass	4.99	5.00
802.11be EHT320-BF_Nss2,(MCS0)_4TX	-	-	-
6105MHz	Pass	4.81	5.00
6265MHz Straddle 5.925-6.425GHz	Pass	4.98	5.00
6745MHz Straddle 6.525-6.875GHz	Pass	4.83	5.00
6905MHz	Pass	4.98	5.00

DG = Directional Gain; RBW = 500kHz for 5.725-5.85GHz band / 1MHz for other band;
 PD = trace bin-by-bin of each transmits port summing can be performed maximum power density; Port X = Port X Power Density;

