





KEYBOARD CASE


FCC
This equipment has been tested and found to comply with the limits for a Class B digital device, pursuant to Part 15 of the FCC Rules. These limits are designed to provide reasonable protection against harmful interference in a residential installation. This equipment generates uses and can radiate radio frequency energy and, if not installed and used in accordance with the instructions, may cause harmful interference to radio communications. However, there is no guarantee that interference will not occur in a particular installation. If this equipment does cause harmful interference to radio or television reception, which can be determined by turning the equipment off and on, the user is encouraged to try to correct the interference by one or more of the following measures:
-- Reorient or relocate the receiving antenna.
-- Increase the separation between the equipment and receiver.
-- Connect the equipment into an outlet on a circuit different from that to which the receiver is connected.
-- Consult the dealer or an experienced radio/TV technician for help.
This device complies with part 15 of the FCC Rules. Operation is subject to the following two conditions:
(1) This device may not cause harmful interference, and
(2) this device must accept any interference received, including interference that may cause undesired operation.

Changes or modifications not expressly approved by the party responsible for compliance could void the user's authority to operate the equipment
RF warning for Portable device : The device has been evaluated to meet general RF exposure requirement. The device can be used in portable exposure condition without restriction.

使用说明

配对连接	按下 Fn+  键3秒，蓝灯闪亮开始配对，请将平板电脑蓝牙打开，搜索“ Wisecase Keyboard ”，点击“ Wisecase keyboard”平板电脑屏幕弹出配对框，按配对即可连接。
自动回连	键盘重启后，5秒内自动回连，断开蓝牙后键盘立既进入休眠，按任意键唤醒键盘进入回连。
充电指示	充电中：● 充满电：● 低电量：⚡
开 / 关机	单按  开机，按住  3秒红灯闪2次后关机。
自动休眠	不操作键盘10分钟后进入休眠状态。
背光功能	按下fn+  调节背光亮亮度（高中低3个档位，默认为最低亮度）。

快捷键说明

						
返回主页	亮度-	亮度+	软键盘	搜索	siri	上一曲
						
播放/暂停	下一曲	静音	音量-	音量+	锁屏	开/关机

FN+快捷键

				
蓝牙	输入法切换	背光亮亮度调节	背光颜色调节	开关触摸板





故障解决方法















如键盘无法使用，请检查：
1. 键盘电源是否开机，请按键盘上的开关按钮。
2. 键盘电量是否耗尽，请为键盘充电。
3. 键盘连接发生异常。关闭键盘电源开关，10秒后重新开机，键盘将自动回连。如仍未解决，请进入平板电脑：设置—蓝牙—设备列表，将 “Wisecase keyboard ” 删除，再按照初始连接方法重新连接。依照上述解决方法操作后，若产品仍然没有反应，可尝试重复以上操作。如尝试后依旧，请通过通过购买渠道的客服人员协助解决。

温馨提示

- 此蓝牙键盘内置聚合物可充电电池，可供数周正常使用。
- 长期不使用时，建议关闭电源开关，避免电能流失，延长电池的寿命。

User Manual

Pairing Mode	Press the Fn+  key for seconds, and the blue light will flash to start pairing. Please turn on the Bluetooth of the tablet, search forWsaeKeyboard, and click on "Wisecase Keyboard". The tablet screen will pop up a pairing box, and press pairing to connect.
Auto Reconnect	when turn on again,the keyboard will automatically attempt to reconnect within 5 seconds,press any key to wake up the keyboa function .
Power Light Overview	Charging: ●⚡ Fully Charged: ●⚡ Low battery: ⚡⚡
Power Key	Press  once to turn on the keyboard.Hold  for 3 seconds to turn offthe keyboard.
Standby Mode	The keyboard will enter into standby mode after 10 minutes of inactivity.
Backlight	Press  to adjust the brightness(3 brightness level setting,start from the lowest level).

						
Home	Brightness -	Brightness +	On screen keyboard	search for	siri	Previous song
						
Play/pause	Next song	mute	Volume down	Volume up	Lock screen	On/off

FN+快捷键

				
Bluetooth	Change language	Backlight brightness adjustment	Backlight brightness adjustment	Switch touchpad

Troubleshooting Guide

If the keyboard stop working,please check the following:
1.Ensure the keyboard is turned on.
2.If the keyboard is out of battery,charge the keyboard.
3.The keyboard connection is abnormal. Turn off the keyboard power switch and restart it after 10 seconds. The keyboard will automatically reconnect. If the issue is not resolved, please enter the tablet: Set up Bluetooth - Device List, delete the "Wisecase keyboard", and then reconnect according to the initial connection method. After following the above solution, if the product still does not respond, you can try repeating the above operation. If it still persists after trying, please assist in resolving the issue through customer service personnel through the purchasing channel

Reminder

- Built-in rechargeable battery,can supply power for a few of weeks using.
- In order to prolong batterylife,suggest to turn offthe keyboard when not using keyboard for an extended period of time.